

A Coopetitive-Compatible Data Generation Framework for Cross-silo Federated Learning

Thanh Linh Nguyen, Quoc-Viet Pham

School of Computer Science and Statistics, Trinity College Dublin, The University of Dublin, Dublin, Ireland

Email: {tnguyen3, viet.pham}@tcd.ie

Abstract—Cross-silo federated learning (CFL) enables organizations (e.g., hospitals or banks) to collaboratively train artificial intelligence (AI) models while preserving data privacy by keeping data local. While prior work has primarily addressed statistical heterogeneity across organizations, a critical challenge arises from economic competition, where organizations may act as market rivals, making them hesitant to participate in joint training due to potential utility loss (i.e., reduced net benefit). Furthermore, the combined effects of statistical heterogeneity and inter-organizational competition on organizational behavior and system-wide social welfare remain underexplored. In this paper, we propose **CoCoGen**, a coopetitive-compatible data generation framework, leveraging generative AI (GenAI) and potential game theory to model, analyze, and optimize collaborative learning under heterogeneous and competitive settings. Specifically, **CoCoGen** characterizes competition and statistical heterogeneity through learning performance and utility-based formulations and models each training round as a weighted potential game. We then derive GenAI-based data generation strategies that maximize social welfare. Experimental results on the Fashion-MNIST dataset reveal how varying heterogeneity and competition levels affect organizational behavior and demonstrate that **CoCoGen** consistently outperforms baseline methods.

Index Terms—Coopetition, Cooperation, Competition, Federated Learning, Game Theory, Generative AI.

I. INTRODUCTION

The development of artificial intelligence (AI)-driven services and products increasingly relies on access to large-scale, high-quality data [1]. In various domains, such as healthcare and finance, data is geographically dispersed across different organizations (e.g., hospitals or banks) and data sharing is constrained by privacy regulations (e.g., GDPR [2]). Such restrictions pose significant barriers for organizations of all sizes from acquiring sufficient, high-quality data, especially for training generative AI (GenAI) models [3], [4]. Cross-silo federated learning (CFL) [5] offers a solution by enabling organizations to jointly train a global model while keeping raw data local, preserving data privacy and regulatory compliance.

Although CFL provides a privacy-preserving framework for collaborative AI model training, organizations remain cautious about contributing their data and computational resources. A key reason is the presence of *coopetition*, where *cooperative* organizations may also be market *competitors* on downstream tasks, making them self-interested and concerned about revealing competitive advantages through cooperation [6]. Beyond competition, *statistical heterogeneity* across organizations further complicates collaboration, often causing the global model

to diverge from optima [5]. Thus, organizations may receive a poorly generalized global model, leading to low individual utility [7]. This outcome ultimately reduces the *social welfare*.

Prior work investigates how competition influences learning performance, utility (i.e., difference between gains and losses) outcomes, and organizational decision-making in CFL [6], [8], [9]. *However, statistical heterogeneity and its influence have been underexamined under the competitive nature among organizations in CFL, limiting the applicability of existing mechanisms in real-world applications.* To address the interplay between competition and heterogeneity, Huang et al. in [10] analyzed coopetition via a two-period game-theoretic model, where organizations make joint decisions on collaboration and pricing. Notably, their results show that FL cooperation is sustainable only when learning performance improvements from collaboration outweigh the competitive losses. *However, their work lacks an explicit theoretical characterization of statistical heterogeneity and competitive intensity, nor quantify their effects on learning performance, social welfare, and organizational decision-making, limiting generalizability and scalability.* Recently, GenAI has been shown to be an effective data augmentation solution to mitigate statistical heterogeneity in CFL [11]. GenAI provides a scalable method to close data distribution gaps in competitive CFL scenarios, where competition limits data sharing and increases distributional mismatch across silos. Given that data generation is resource-intensive, organizations need to optimize the use of GenAI-based augmented data and computational resources to enhance and sustain CFL cooperation (e.g., maximizing the global FL model performance and social welfare [7]).

Motivated by these challenges and discussions, we aim to address the following research questions (RQs) in this work: **#RQ1:** *How does the coexistence of statistical heterogeneity and competition affect organizations' decision-making and social welfare?*

#RQ2: *In the presence of statistical heterogeneity and competition, how can we design an effective GenAI-based data generation mechanism for organizations?*

To answer these RQs, we propose a Coopetitive-Compatible Data Generation Framework for CFL, dubbed **CoCoGen**. The term *compatible* reflects the framework's design goal of aligning competition with cooperative incentives, enabling competitive organizations to benefit from cooperation. **CoCoGen** jointly models inter-organizational competition and statistical

heterogeneity, and their impacts in the GenAI era, leveraging the coopeitition concept from economics [3] and potential games [12]. CoCoGen integrates theoretical modelling and extensive experiments to provide practical insights for CFL coopeitition under heterogeneous settings.

The main contributions of this paper are as follows:

- ▷ *CFL coopeitition framework in heterogeneous settings*: We propose a coopeititive-compatible data generation framework, called CoCoGen, which models statistical heterogeneity and inter-organizational competition through learning performance and organization utility functions. CoCoGen analyzes how these factors impact organizations' behavior and system-wide social welfare in CFL.
- ▷ *Potential game-based data generation mechanism*: We prove that each training round is a weighted potential game, capturing the strategic interactions among rational, competitive, and heterogeneous organizations. We derive Nash equilibrium solutions using Karush–Kuhn–Tucker (KKT) conditions and the fixed-point iteration method, enabling each organization to determine its data generation strategy while maximizing collective social welfare.
- ▷ *Performance evaluation and Insights*: We conduct extensive experiments on the Fashion-MNIST dataset under individual rationality and budget balance constraints. Results show that increasing heterogeneity and competition levels reduce social welfare and require a larger volume of GenAI-generated data from organizations. Notably, CoCoGen consistently outperforms baseline methods in improving social welfare across diverse CFL settings.

II. PROPOSED FRAMEWORK AND PROBLEM FORMULATION

A. Overview

We leverage the concept of coopeitition from economics [3] to define a new concept for CFL.

Definition 1 (CFL Coopeitition). *CFL coopeitition characterizes the dual strategy of **cooperative** engagement in joint model training to develop a shared global model, **competitive** utilization of this model to maximize their revenue outcomes or market performance, reflecting their inherent market rivalry.*

As illustrated in Fig. 1, we consider a practical CFL architecture with multiple coopeititive organizations and a trustworthy central server, which can be either rented or jointly established for coordination. These organizations, whose utilities depend on the model performance improvements across all participants [13], form a consortium for model training.

We denote by $\mathcal{N} \triangleq \{1, \dots, N\}$ the set of N organizations, where each organization $n \in \mathcal{N}$ has a processing capability f_n , and a dataset consisting of original local data or/and new data generated by GenAI models. Organizations collaboratively participate in training a naive global model over a set of training rounds $\mathcal{T} \triangleq \{1, \dots, t, \dots, T\}$ to improve performance on downstream tasks used for their services or products. Let $\mathcal{D}_n^{\text{loc}}$ and $\mathcal{D}_n^{\text{gen}}$ denote the original local data and GenAI-generated data of organization n , respectively, with corresponding sizes $d_n^{\text{loc}} \triangleq |\mathcal{D}_n^{\text{loc}}|$ and $d_n^{\text{gen}} \triangleq |\mathcal{D}_n^{\text{gen}}|$. In traditional CFL settings,

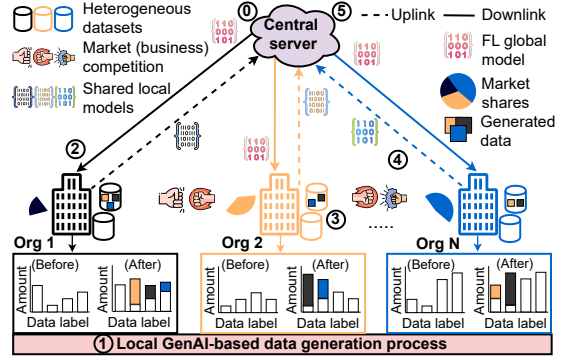


Fig. 1: CoCoGen architecture with workflow.

organization n trains its local model solely on dataset $\mathcal{D}_n^{\text{loc}}$. Differentially, in our work, each organization n adopts a mixed local dataset of $\mathcal{D}_n^{\text{mix}} = \mathcal{D}_n^{\text{loc}} \cup \mathcal{D}_n^{\text{gen}}$ and $d_n^{\text{mix}} \triangleq |\mathcal{D}_n^{\text{mix}}| = d_n^{\text{loc}} + d_n^{\text{gen}}$ for its local model update, where we apply the equal-generated data allocation strategy to each class. Let $\mathbf{d}^{\text{gen}} \triangleq \{d_n^{\text{gen}} : \forall n \in \mathcal{N}\}$ denote the GenAI-augmented data size strategy profile of all organizations in each round t , and let $\mathbf{d}_{-n}^{\text{gen}}$ be the data size strategy profile of all organizations excluding organization n (i.e., $\mathbf{d}_{-n}^{\text{gen}} \triangleq \{d_{n'}^{\text{gen}} : \forall n' \neq n, n' \in \mathcal{N}\}$).

B. GenAI-based Cross-silo Federated Learning Model

Organizations jointly train a global model, each using a local neural network matching the global architecture.

The one-round training process of CFL comprises: **0) Global model initialization & Organization strategy profile allocation**. The central server initializes a global model \mathbf{w}^0 . We denote \mathbf{w}^t as parameters of the global model in the training round t . Besides, based on gathered information (e.g., high-level data distribution, computing capabilities), which is approved among organizations for learning tasks, the central server can calculate and send data generation strategies (elaborated in Sec. III) to organizations. **1) Local GenAI-based data generation**. After receiving guidance, organizations put their efforts into augmenting their local datasets (if necessary). **2) Global model downloading**. In the training round t , each organization n downloads the global model parameter \mathbf{w}^{t-1} . **3) Local model updating**. Each organization n selects local data size d_n^{mix} and uses f_n computational resources to train \mathbf{w}^{t-1} over one local update performing batch gradient descent to obtain a newly-trained local model update. The local loss function of organization n in the training round t is as follows:

$$L_n^t(\mathbf{w}^{t-1}) = \frac{1}{d_n^{\text{mix}}} \sum_{i=1}^{d_n^{\text{mix}}} l(\mathbf{w}^{t-1}; \mathbf{x}_i), \quad (1)$$

where \mathbf{x}_i is a data sample in the mixed dataset $\mathcal{D}_n^{\text{mix}}$ and $l(\mathbf{w}^{t-1}; \mathbf{x}_i)$ is the loss function under training \mathbf{w}^{t-1} over \mathbf{x}_i . Based on [14], [15], we define the inverse power-law function of the lower bound of n 's local model performance as follows:

$$\epsilon_n = \alpha (d_n^{\text{loc}} + d_n^{\text{gen}})^{-\beta} - \delta, \quad (2)$$

where $\alpha > 0$, $\beta > 0$, and $\delta \geq 0$ are experimentally determined

hyperparameters¹ (conducted in Sec. IV). This function illustrates that model performance depends on both local and GenAI-augmented data, underscoring the critical importance of optimizing the volume of generated data. **4) Local model uploading.** The organization n uploads its trained model updates \mathbf{w}_n^t to the server. **5) Model aggregation.** Finally, the server aggregates local model updates using an aggregation algorithm (e.g., FedAvg [16]) to get a new global model \mathbf{w}^t .

C. Data Generating, Training, and Aggregating Cost

Let μ_n and η_n be the computation workload required for the organization n to process and generate a single training data sample, respectively. The energy consumption in one training round of organization n can be profiled by [17]

$$E_n^{\text{cmp}} = \kappa_n(\eta_n d_n^{\text{mix}} + \mu_n d_n^{\text{gen}}) f_n^2, \quad (3)$$

where κ_n is the effective capacitance coefficient of organization n 's computational chipset. The total cost for computation tasks of n in each training round can be represented by

$$C_n = C_n^{\text{cmp}} E_n^{\text{cmp}}, \quad (4)$$

where C_n^{cmp} represents the computational operating cost per energy unit. Besides, each organization pays the central server the same fee C_0 for calculating the data generation strategy profile and aggregating the global model. It is noted that the size of model updates for each organization is fixed, and the communication cost is neglected in this work.

D. Organization Utility given Coopetition and Heterogeneity

This subsection characterizes these relationships by quantifying the gains from cooperation and the shared global model, and the competitive losses arising from strategic interactions.

1) Gain obtained from coopetition. Organization n contributes a dataset of size d_n^{mix} to achieve a high-accuracy global model (i.e., minimizing training loss). Following [7], we quantify the contribution of each organization as a function of the trained global model performance (i.e., training model error). We denote ϵ as the global model performance after one training round. The smaller the value of the trained global performance, the better the fit of the global model to the training data. According to [17], we establish the relationship between the global model performance ϵ under all organizations' data contribution strategy profile \mathbf{d}^{gen} and the local model performance ϵ_n , which is profiled as follows:

$$\epsilon(\mathbf{d}^{\text{gen}}) = \exp\left(\frac{\frac{1}{N} \sum_{n \in \mathcal{N}} \epsilon_n - 1}{\varrho}\right), \quad (5)$$

where $\varrho > 0$ is a fine-tuning parameter based on learning tasks.

The performance of organization n 's locally trained model, representing its contribution, can be expressed as $\epsilon_n(\mathbf{d}_n^{\text{gen}}, \mathbf{d}_{-n}^{\text{gen}}) = \epsilon(\mathbf{d}^{\text{gen}}) - \epsilon(\mathbf{d}_{-n}^{\text{gen}})$. The revenue of the orga-

nization n , obtained from its contribution $\mathbf{d}_n^{\text{gen}}$ to improve the global performance, is given by

$$r_n(\mathbf{d}_n^{\text{gen}}, \mathbf{d}_{-n}^{\text{gen}}) = \psi_n [\epsilon_0 - \epsilon(\mathbf{d}^{\text{gen}})], \quad (6)$$

where $\psi_n \geq 0$ is the organization n 's revenue per global model's performance unit or its valuation on global model precision [6], [7] and ϵ_0 is the performance of the global model before the training process. Intuitively, a higher ψ_n means higher profitability that the organization n gains from the global model-related services they can create. Then, we define the competitive intensity in CFL coopetition.

Definition 2 (Competitive Intensity). *CFL competitive intensity $\gamma_{n,n'} \in [0, 1]$, $n \neq n'$, between organizations n and n' represents their market rivalry. This metric captures the degree of strategic overlap of similarity in global model-derived products and congruence in their target customer segments.*

To guarantee fairness within the consortium, organizations contributing less effort (e.g., data size or computing resources) in improving the global model performance are required to redistribute their payoff to that of higher efforts [18].

Definition 3 (Payoff Redistribution). *Organization n receives payoff redistribution from competing organizations n' proportional to its marginal contribution to global model performance improvement. This compensation can be given by*

$$P_{n,n'} = \xi \gamma_{n,n'} [\epsilon_n(\mathbf{d}_n^{\text{gen}}, \mathbf{d}_{-n}^{\text{gen}}) - \epsilon_{n'}(\mathbf{d}_{n'}^{\text{gen}}, \mathbf{d}_{-n'}^{\text{gen}})], \quad (7)$$

where $\xi \geq 0$ is the payoff compensation for each contribution gap unit. Therefore, the total payoff of n gained from its competitors n' , can be calculated by $P_n(\mathbf{d}_n^{\text{gen}}, \mathbf{d}_{-n}^{\text{gen}}) = \sum_{n' \in \mathcal{N}} P_{n,n'}$.

2) Loss incurred by coopetition: The coopetition loss of an organization n is measured by the revenue of its competing organizations $n' \in \mathcal{N}$, gained from its contribution and competitive intensity, which is calculated as follows:

$$r_{n'} = \phi_{n'} \gamma_{n,n'} [\epsilon_n(\mathbf{d}_n^{\text{gen}}, \mathbf{d}_{-n}^{\text{gen}}) - \epsilon_{n'}(\mathbf{d}_{n'}^{\text{gen}}, \mathbf{d}_{-n'}^{\text{gen}})], \quad (8)$$

where $\phi_{n'}$ is the organization n' 's revenue per unit of contribution gap. We impose that $\xi \leq \phi_{n'}$ to maintain cooperation stability between organizations. This constraint ensures that the compensation rate for contribution disparity does not exceed the marginal benefit that an organization n' derives from another organization's efforts. For example, in the mergers and acquisitions sector, in Facebook's acquisition of WhatsApp, \$3B in restricted stock units (ξ) was structured to vest over four years, effectively capping payouts in proportion to the projected synergy revenue of $\phi_{n'}$, expected from WhatsApp's integration. This ensures that the compensation for continued cooperation did not exceed the marginal utility Facebook anticipated gaining, aligning with our CFL assumption $\xi \leq \phi_{n'}$ [19]. In addition, regulatory requirements in sectors such as finance or healthcare may mandate cooperation despite misaligned compensation. The coopetition loss of organization n is given as follows:

$$R_n(\mathbf{d}_n^{\text{gen}}, \mathbf{d}_{-n}^{\text{gen}}) = \sum_{n' \in \mathcal{N}} r_{n'}. \quad (9)$$

¹We can fit the performance curves using two ways such as extrapolation or approximation depending on the learning tasks' complexity [15].

E. Problem Formulation

Client utility in one training round, when the client chooses a strategy space d_n^{gen} , is represented as follows:

$$U_n(d_n^{\text{gen}}, d_{-n}^{\text{gen}}) = r_n(d_n^{\text{gen}}, d_{-n}^{\text{gen}}) + P_n(d_n^{\text{gen}}, d_{-n}^{\text{gen}}) - C_n - C_0 - R_n(d_n^{\text{gen}}, d_{-n}^{\text{gen}}), \quad (10)$$

Social welfare is defined as the sum of organizational utilities (i.e., $\sum_{n \in \mathcal{N}} U_n(d_n, d_{-n}^{\text{gen}})$). CoCoGen tackles inter-organizational competition and heterogeneity, aiming to improve collective social welfare. It ensures that maximizing individual client utility aligns with maximizing social welfare through payoff redistribution under the following constraints.

Definition 4 (Individual Rationality). *Each organization n only chooses to join the CFL Cooperation if its utility is non-negative, specifically,*

$$U_n(d_n^{\text{gen}}, d_{-n}^{\text{gen}}) \geq 0, \forall n \in \mathcal{N}. \quad (11)$$

Definition 5 (Budget Balance). *The system will be sustainable without external investment or the server will neither lose nor make a profit [20]. In other words, the summation of monetary transfer is zero, i.e.,*

$$\sum_{n \in \mathcal{N}} P_n(d_n^{\text{gen}}, d_{-n}^{\text{gen}}) = 0. \quad (12)$$

III. POTENTIAL GAME-BASED PROPOSED MECHANISM

In this section, we demonstrate that the interaction between cooperative organizations is a weighted potential game. We then use it to derive GenAI-based data generation strategies.

A. Game Formulation

Game \mathcal{G} : (Stage Game in the training round t)

- *Players:* competitive, heterogeneous, self-interested, rational, and strategic organizations $n \in \mathcal{N}$.
- *Strategies:* each organization n decides how much data d_n^{gen} it should generate in the training round t .
- *Objectives:* each organization n aims to maximize its utility U_n expressed in (10).

Definition 6 (Nash Equilibrium of \mathcal{G}). *A strategy profile $d_n^{*,\text{gen}}$ is a pure strategy Nash Equilibrium (NE) point of the \mathcal{G} if and only if no organization can improve its utility by deviating unilaterally [21], i.e., $U_n(d_n^{*,\text{gen}}, d_{-n}^{*,\text{gen}}) \geq U_n(d_n^{\text{gen}}, d_{-n}^{*,\text{gen}})$.*

B. Nash Equilibrium Analysis

Directly finding the NE of \mathcal{G} is challenging because deriving the closed-form expression of the fixed point of organizations' best response mapping is complicated. To analyze \mathcal{G} , we show that \mathcal{G} is a weighted potential game [12]. Then, we derive the NE of \mathcal{G} by solving the minimization problem over the corresponding weighted ordinary potential function.

Theorem 1. *\mathcal{G} is a weighted potential game with the potential function $F(d^{\text{gen}})$, which is calculated by*

$$F(d^{\text{gen}}) = \epsilon(d^{\text{gen}}) - \sum_{n \in \mathcal{N}} \frac{\kappa_n C_n^{\text{cmp}} (\eta_n + \mu_n) d_n^{\text{gen}} f_n^2}{z_n}, \quad (13)$$

where $z_n = \sum_{n' \in \mathcal{N}} [\gamma_{n,n'} (\xi - \phi_{n'})] - \psi_n < 0$.

Algorithm 1 GenAI-based data generation strategies using FPI

Require: d_n^{loc} , α , β , δ , ϱ , κ_n , C_n^{cmp} , f_n , η_n , μ_n , z_n , d_{\min}^{gen} , d_{\max}^{gen} , tolerance ϵ_{tol} , maximum iterations K_{\max} , A1, A2, A3
Ensure: Data generation strategies $d^{*,\text{gen}} = \{d_n^{*,\text{gen}} : \forall n \in \mathcal{N}\}$
1: Initialize $k = 0$, d^{gen} , Calculate $F^0(d^{\text{gen}})$, and Set $F^{-1}(d^{\text{gen}}) = F^0(d^{\text{gen}})$
2: **while** $|F^k(d^{\text{gen}}) - F^{k-1}(d^{\text{gen}})| > \epsilon_{\text{tol}}$ and $k \leq K_{\max}$ **do**
3: $k \leftarrow k + 1$
4: **for** each $n = 1$ to N **do**
5: **if** $A_3 \frac{\alpha\beta}{N\varrho} \exp\left(\frac{A_1-1}{\varrho}\right) > -A_2$ **then**
6: $d_n^{\text{gen}} \leftarrow d_{\min}^{\text{gen}}$
7: **else if** $A_3 \frac{\alpha\beta}{N\varrho} \exp\left(\frac{A_1-1}{\varrho}\right) < -A_2$ **then**
8: $d_n^{\text{gen}} \leftarrow d_{\max}^{\text{gen}}$
9: **else**
10: $d_n^{\text{gen}} \leftarrow \left[-\frac{A_2 N \varrho}{\alpha\beta} \exp\left(-\frac{A_1-1}{\varrho}\right) \right]^{\frac{-1}{\beta+1}} - d_n^{\text{loc}}$
11: Clip d_n^{gen} to the range $[d_{\min}^{\text{gen}}, d_{\max}^{\text{gen}}]$
12: **end if**
13: **end for**
14: Update d^{gen} and Calculate $F^k(d^{\text{gen}})$
15: **end while**
16: **return** $d^{*,\text{gen}}$

Proof. The proof can be referred to [12]. \square

Since \mathcal{G} is a weighted potential game and $z_n < 0$, its NE corresponds to the (global or local) optimal solution to the following minimization problem

$$\min_{d^{\text{gen}}} F(d^{\text{gen}}) \quad (14a)$$

$$\text{s.t. } d_{\min}^{\text{gen}} \leq d_n^{\text{gen}} \leq d_{\max}^{\text{gen}}, d_n^{\text{gen}} \in \mathbb{Z}_+, \quad (14b)$$

$$(11), (12). \quad (14c)$$

(14) is a non-convex optimization problem. To overcome this non-convexity challenge, we relax the value of d_n^{gen} (in number of data samples) to the interval $[d_{\min}^{\text{gen}}, d_{\max}^{\text{gen}}]$. The problem (14) can therefore be recast as follows:

$$\min_{d^{\text{gen}}} F(d^{\text{gen}}) \quad (15a)$$

$$\text{s.t. } d_{\min}^{\text{gen}} \leq d_n^{\text{gen}} \leq d_{\max}^{\text{gen}}, d_n^{\text{gen}} \in \mathbb{R}_+, \quad (15b)$$

$$(11), (12). \quad (15c)$$

By solving (15), we show NE of \mathcal{G} .

Theorem 2. *\mathcal{G} possesses a NE of $d^{*,\text{gen}} = \{d_n^{*,\text{gen}} : \forall n \in \mathcal{N}\}$ under different cases, where we define the following variables*

$$\begin{cases} A_1 = \frac{1}{N} \sum_{n \in \mathcal{N}} [\alpha(d_n^{\text{loc}} + d_n^{*,\text{gen}})^{-\beta} - \delta] \end{cases} \quad (16a)$$

$$\begin{cases} A_2 = \kappa_n C_n^{\text{cmp}} (\eta_n + \mu_n) f_n^2 / z_n \end{cases} \quad (16b)$$

$$\begin{cases} A_3 = (d_n^{\text{loc}} + d_n^{*,\text{gen}})^{-\beta-1} \end{cases} \quad (16c)$$

- Case 1: $d_n^{*,\text{gen}} = d_{\min}^{\text{gen}}$ iff $A_3 \frac{\alpha\beta}{N\varrho} \exp\left(\frac{A_1-1}{\varrho}\right) > -A_2$.
- Case 2: $d_n^{*,\text{gen}} = d_{\max}^{\text{gen}}$ iff $A_3 \frac{\alpha\beta}{N\varrho} \exp\left(\frac{A_1-1}{\varrho}\right) < -A_2$.
- Case 3: $d_{\min}^{\text{gen}} < d_n^{*,\text{gen}} < d_{\max}^{\text{gen}}$ and $d_n^{*,\text{gen}} = \left[-\frac{A_2 N \varrho}{\alpha\beta} \exp\left(-\frac{A_1-1}{\varrho}\right) \right]^{\frac{-1}{\beta+1}} - d_n^{\text{loc}}$.

Proof. We first prove that the optimization problem (15) is a strict convex function by verifying that the Hessian matrix

TABLE I: PARAMETER SETTINGS

Param	Value	Param	Value
κ_n	$U(2 \times 10^{-18}, 5 \times 10^{-18})$	N	10
d_n^{loc}	$U(1000, 3000)$ samples	ϱ	20
Elec. price	0.3438 euro per kWh ²	d_{\min}^{gen}	0 samples
ϕ_n	$U(2 \times 10^2, 3 \times 10^2)$	$\gamma_{n,n'}$	$U(0, 1)$
ξ_n	20	f_n	$U(1, 2)$ GHz
ψ_n	$U(6 \times 10^2, 9 \times 10^2)$	d_{\max}^{gen}	3000 samples

of $F(\mathbf{d}^{\text{gen}})$ is positive definite (i.e., $\nabla^2 \mathcal{H}(F(\mathbf{d}^{\text{gen}})) \succ 0$). The optimization problem (15) also satisfies Slater's condition. Therefore, Karush–Kuhn–Tucker (KKT) conditions are necessary and sufficient to solve it. Finally, we utilize the fixed-point iteration (FPI) method [22] to approximately find the solutions. We omit the details here due to space limitations. \square

The procedure for computing approximate solutions $\mathbf{d}^{*,\text{gen}}$ is presented in Algorithm 1. The solution is verified against conditions in (11) and (12). The algorithm has a time complexity of $O(NK)$, where K is the number of iterations required.

IV. PERFORMANCE EVALUATION

A. Experiment Setup

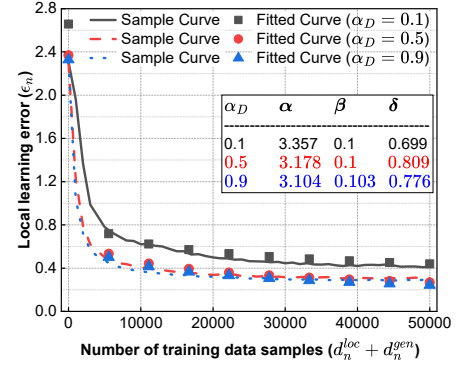
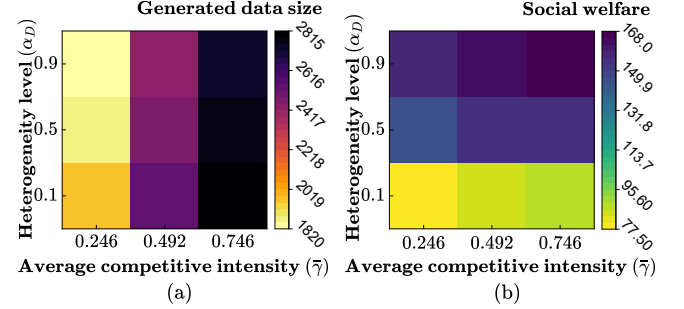
We consider a CFL setup of $N = 10$ organizations (typical in CFL [5]). The average competitive intensity $\bar{\gamma} = \{0.246, 0.492, 0.746\}$ is computed as the mean over all organizations with competitive intensities drawn from $U(0, 0.5)$, $U(0, 1)$, and $U(0.5, 1)$, respectively. To model statistical heterogeneity among organizations, we sample label proportions $p \sim \text{Dir}(\alpha_D)$, where $\alpha_D = \{0.1, 0.5, 0.9\}$ is the Dirichlet distribution parameter. The neural network architecture includes two convolutional layers followed by ReLU and max pooling, and a dense layer. The batch size is 32 and the learning rate is 0.01. Parameter settings are shown in Table I.

Baselines. Existing work offers limited applicable baselines for competitive-aware data generation among organizations in heterogeneous and cooperative CFL settings. We therefore adopt the following approaches as comparative baselines.

- **Vanilla CFL (VCFL).** Traditional CFL without GenAI-based data augmentation approaches (i.e., $d_n^{\text{gen}} = 0$).
- **Without Competition among Organizations (WCO).** In this WCO scheme, there is no competition among organizations (i.e., $\gamma_{n,n'} = 0, \forall n, n' \in \mathcal{N}, n' \neq n$).
- **Random Data Generation (RaDG).** In this RaDG scheme, organizations randomly generate the amount of GenAI-based augmented data for local training.

B. Simulation Results and Analysis

Scaling laws for CFL. As shown in Fig. 2, each α_D yields a corresponding set of hyperparameters $\{\alpha, \beta, \gamma\}$ characterizing the learning curve of local models trained on Fashion-MNIST dataset³. As the amount of GenAI-generated data increases, the local learning error decreases significantly across different α_D values. This reduction saturates once the generated data

Fig. 2: ϵ_n with respect to the number of local training data.Fig. 3: Impact of $\bar{\gamma}$ and α_D on the organization's data generation strategy and the social welfare of CoCoGen.

reaches a sufficient volume, at which point the loss stabilizes.

Impacts of $\bar{\gamma}$ and α_D on CoCoGen. In Fig. 3, we analyze the joint impact of statistical heterogeneity (α_D) and competitive intensity ($\bar{\gamma}$) on the required volume of generated data and social welfare. Under high heterogeneity settings (e.g., $\alpha_D = 0.1$) with increasing $\bar{\gamma}$, the severe data class imbalance across competitive organizations necessitates substantial data augmentation to maintain convergence towards the optimal global model performance. This increases computational overhead for organizations, thereby reducing overall social welfare. Furthermore, under strong competitive market conditions (e.g., $\bar{\gamma} = 0.746$), organizations may experience high losses from cooperation, such as exposing proprietary data features that contribute to their business advantage. As a result, it can further diminish the incentives for cooperation and also lower overall social welfare. Therefore, insights for #RQ1 are provided.

Efficiency of CoCoGen. Fig. 4 demonstrates the effectiveness of CoCoGen compared to other baseline methods under varying levels of $\bar{\gamma}$ and α_D . Under a given heterogeneity level ($\alpha_D = 0.5$), Fig. 4(a) shows that CoCoGen consistently achieves the highest social welfare as competition level intensifies. This advantage arises from its ability to guide organizations in effectively determining the amount of GenAI-based data for local learning based on local resources. Furthermore, the embedded payoff redistribution mechanism compensates organizations with higher contributions (e.g., those generating more data), thereby mitigating cooperative losses and reinforcing long-term participation incentives. While RaDG exhibits a similar upward trend, its randomized data generation approach limits efficient utilization of local capacity, resulting in lower

²<https://selectra.ie/energy/guides/electricity-prices-ireland>

³Our mechanism and weighted-potential-game analysis are dataset-agnostic.

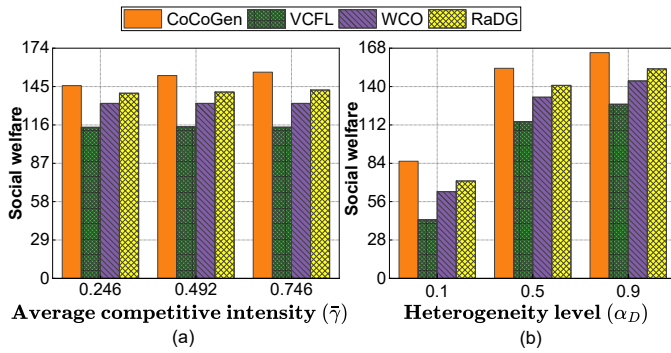


Fig. 4: Efficiency of CoCoGen compared to baseline methods.

welfare than CoCoGen. In contrast, VCFL yields the lowest social welfare, which slightly declines as $\tilde{\gamma}$ increases. This is attributed to organizations' reluctance to generate more data, driven by concerns over losing market advantage in a competitive environment. WCO is self-explanatory because it does not consider the competition factors and organizations with higher contributions receive only proportional returns from the global model, thereby maintaining stable social welfare.

Under a fixed competitive intensity ($\tilde{\gamma} = 0.492$), as illustrated in Fig. 4(b), CoCoGen and other methods exhibit increasing social welfare as α_D increases. Notably, CoCoGen continues to outperform all baselines across α_D values, *highlighting the effectiveness of its data generation and payoff redistribution mechanisms*. As data distributions become more heterogeneous (i.e., smaller α_D), the social welfare gap between CoCoGen and the baselines widens. Specifically, the relative improvements in social welfare achieved by CoCoGen over VCFL, WCO, and RaDG grow from around 22.87%, 12.58%, and 7.21% at $\alpha_D = 0.9$ to 50%, 25.93%, and 16.89% at $\alpha_D = 0.1$, respectively. These results underscore the benefits of proposed data generation mechanisms in heterogeneous and competitive CFL environments, thereby addressing **#RQ2**.

V. CONCLUSION

In this paper, we have studied the coexistence of coopetition and statistical heterogeneity in CFL, aiming to understand their joint impact on organizational behavior and system-wide social welfare. To this end, we have proposed CoCoGen, a cooperative-compatible data generation framework, that models competition and statistical heterogeneity through learning loss functions and utility-based functions. We have proved that each training round constitutes a weighted potential game, enabling the derivation of GenAI-based data generation strategies that maximize social welfare. Experimental results have shown that higher competitive intensity (i.e., $\tilde{\gamma} \gg$) and statistical heterogeneity (i.e., $\alpha_D \ll$) significantly raise GenAI-based data generation demands while reducing social utility and vice versa. Furthermore, CoCoGen has achieved superior social welfare in comparison to a couple of baseline methods, showing the effectiveness of CoCoGen.

ACKNOWLEDGMENTS

This publication has been conducted with financial support of Taighde Éireann – Research Ireland under Grant number

18/CRT/6222 and the School of Computer Science and Statistics, TCD. The work of Quoc-Viet Pham is supported in part by Research Ireland under the European Innovation Council CHIST-ERA SHIELD project (Project No. 216449, Award No. 19226). A CC BY licence applies to any Author Accepted Manuscript from this submission.

REFERENCES

- [1] I. M. Alabdulmohsin, B. Neyshabur, and X. Zhai, "Revisiting neural scaling laws in language and vision," *Advances in Neural Information Processing Systems*, vol. 35, pp. 22 300–22 312, 2022.
- [2] P. Regulation, "Regulation (EU) 2016/679 of the European Parliament and of the Council," *Regulation (EU)*, vol. 679, p. 2016, 2016.
- [3] D. R. Gnyawali and B.-J. Park, "Co-opetition and technological innovation in small and medium-sized enterprises: A multilevel conceptual model," *Journal of small business management*, vol. 47, no. 3, pp. 308–330, 2009.
- [4] R. Ye *et al.*, "OpenFedLLM: Training large language models on decentralized private data via federated learning," in *ACM SIGKDD Conference on Knowledge Discovery and Data Mining*, 2024, p. 6137–6147.
- [5] P. Kairouz *et al.*, "Advances and open problems in federated learning," *Foundations and Trends in Machine Learning*, vol. 14, no. 1–2, pp. 1–210, 2021.
- [6] C. Huang, S. Ke, and X. Liu, "Duopoly business competition in cross-silo federated learning," *IEEE Transactions on Network Science and Engineering*, vol. 11, no. 1, pp. 340–351, 2024.
- [7] M. Tang and V. W. Wong, "An incentive mechanism for cross-silo federated learning: A public goods perspective," in *IEEE INFOCOM*, 2021, pp. 1–10.
- [8] M. Chen *et al.*, "Free-rider and conflict aware collaboration formation for cross-silo federated learning," in *Advances in Neural Information Processing Systems*, vol. 37, 2024, pp. 54 974–55 004.
- [9] N. Tsoy and N. Konstantinov, "Strategic data sharing between competitors," *Advances in Neural Information Processing Systems*, vol. 36, pp. 16 483–16 514, 2024.
- [10] C. Huang, J. Dacheille, and X. Liu, "Coopetition in heterogeneous cross-silo federated learning," in *European Conference on Artificial Intelligence*, 2024, pp. 2484–2491.
- [11] M. Xu *et al.*, "Unleashing the power of edge-cloud generative AI in mobile networks: A survey of AIGC services," *IEEE Communications Surveys & Tutorials*, vol. 26, no. 2, pp. 1127–1170, 2024.
- [12] Q. D. La, Y. H. Chew, and B.-H. Soong, "Potential game theory," *Cham: Springer International Publishing*, 2016.
- [13] X. Wu and H. Yu, "MarS-FL: Enabling competitors to collaborate in federated learning," *IEEE Transactions on Big Data*, vol. 10, no. 6, pp. 801–811, 2024.
- [14] I. Chen, F. D. Johansson, and D. Sontag, "Why is my classifier discriminatory?" *Advances in Neural Information Processing Systems*, vol. 31, 2018.
- [15] S. Wang, Y.-C. Wu, M. Xia, R. Wang, and H. V. Poor, "Machine intelligence at the edge with learning centric power allocation," *IEEE Transactions on Wireless Communications*, vol. 19, no. 11, pp. 7293–7308, 2020.
- [16] B. McMahan, E. Moore, D. Ramage, S. Hampson, and B. A. y Arcas, "Communication-efficient learning of deep networks from decentralized data," in *Artificial Intelligence and Statistics*, 2017, pp. 1273–1282.
- [17] S. R. Pandey, N. H. Tran, M. Bennis, Y. K. Tun, A. Manzoor, and C. S. Hong, "A crowdsourcing framework for on-device federated learning," *IEEE Transactions on Wireless Communications*, vol. 19, no. 5, pp. 3241–3256, 2020.
- [18] S. Yuan *et al.*, "TradeFL: A trading mechanism for cross-silo federated learning," in *IEEE ICDCS*, 2023, pp. 920–930.
- [19] M. Panzarino, "Facebook buying WhatsApp for \$19b, will keep the messaging service independent," 2014, (Accessed Apr. 10, 2025). [Online]. Available: <https://techcrunch.com/2014/02/19/facebook-buying-whatsapp-for-16b-in-cash-and-stock-plus-3b-in-rsus>
- [20] M. O. Jackson, "Mechanism theory," *Available at SSRN 2542983*, 2014.
- [21] J. Nash, "Non-cooperative games," *The Annals of Mathematics*, vol. 54, no. 2, pp. 286–295, 1951.
- [22] H. H. Bauschke, R. S. Burachik, P. L. Combettes, V. Elser, D. R. Luke, and H. Wolkowicz, *Fixed-point algorithms for inverse problems in science and engineering*. Springer Science & Business Media, 2011, vol. 49.