

Human vs. Agent in Task-Oriented Conversations

Zhefan Wang
DCST, Tsinghua University
Beijing, China
wzf23@mails.tsinghua.edu.cn

Ning Geng
Emory University
Georgia, USA
ngeng3@emory.edu

Zhiqiang Guo
DCST, Tsinghua University
Beijing, China
georgeguo.gzq.cn@gmail.com

Weizhi Ma*
AIR, Tsinghua University
Beijing, China
mawz@tsinghua.edu.cn

Min Zhang*
DCST, Tsinghua University
Beijing, China
z-m@tsinghua.edu.cn

Abstract

Task-oriented conversational systems are essential for efficiently addressing diverse user needs, yet their development requires substantial amounts of high-quality conversational data that is challenging and costly to obtain. While large language models (LLMs) have demonstrated potential in generating synthetic conversations, the extent to which these agent-generated interactions can effectively substitute real human conversations remains unclear. This work presents the first systematic comparison between LLM-simulated users and human users in personalized task-oriented conversations. We propose a comprehensive analytical framework encompassing three key aspects (conversation strategy, interaction style, and conversation evaluation) and ten distinct dimensions for evaluating user behaviors, and collect parallel conversational datasets from both human users and LLM agent users across four representative scenarios under identical conditions.

Our analysis reveals significant behavioral differences between the two user types in problem-solving approaches, question broadness, user engagement, context dependency, feedback polarity and promise, language style, and hallucination awareness. We found consistency in the agent users and human users across the depth-first or breadth-first dimensions, as well as the usefulness dimensions. These findings provide critical insights for advancing LLM-based user simulation. Our multi-dimensional taxonomy constructed a generalizable framework for analyzing user behavior patterns, offering insights from LLM agent users and human users. By this work, we provide perspectives on rethinking how to use user simulation in conversational systems in the future.¹

CCS Concepts

• **Information systems** → **Information retrieval**.

*Corresponding author.

¹Code and data are available at https://github.com/wzf2000/RecLLMSim/tree/Human_Vs_Agent.

Permission to make digital or hard copies of all or part of this work for personal or classroom use is granted without fee provided that copies are not made or distributed for profit or commercial advantage and that copies bear this notice and the full citation on the first page. Copyrights for components of this work owned by others than the author(s) must be honored. Abstracting with credit is permitted. To copy otherwise, or republish, to post on servers or to redistribute to lists, requires prior specific permission and/or a fee. Request permissions from permissions@acm.org.
SIGIR-AP '25, December 7–10, 2025, Xi'an, China.

© 2025 Copyright held by the owner/author(s). Publication rights licensed to ACM.
ACM ISBN 979-8-4007-2218-9/2025/12.
<https://doi.org/10.1145/XXXXXX.XXXXXX>

Keywords

Large Language Models; User Simulation; Task-Oriented Conversational Systems

ACM Reference Format:

Zhefan Wang, Ning Geng, Zhiqiang Guo, Weizhi Ma, and Min Zhang. 2025. Human vs. Agent in Task-Oriented Conversations. In *Proceedings of the 2025 Annual International ACM SIGIR Conference on Research and Development in Information Retrieval in the Asia Pacific Region (SIGIR-AP '25)*, December 7–10, 2025, Xi'an, China. ACM, New York, NY, USA, 10 pages. <https://doi.org/10.1145/XXXXXX.XXXXXX>

1 Introduction

The rapid advancement of large language models (LLMs) has catalyzed significant interest in leveraging their capabilities for user simulation. Such simulations offer compelling advantages: they can efficiently generate vast quantities of human-like interaction data, thereby accelerating the development and iteration cycle of conversational systems, such as recommender agents. Furthermore, simulated users present a viable solution for privacy preservation by reducing reliance on sensitive real-user data, while also serving as a cost-effective alternative to expensive A/B testing. By providing robust offline evaluation environments, LLM-based simulations enhance the credibility of experimental results and significantly lower the costs associated with online validation of new algorithms or system optimizations. Additionally, the ability to simulate diverse user personas with specific demographic or behavioral traits enables broader exploration and enhancement of personalized system interactions.

However, the effectiveness of simulation-driven approaches critically depends on the fidelity and reliability of the underlying LLM-simulated users. Researchers are increasingly employing LLM-based user simulations, yet the fundamental question of how closely these simulations replicate the behavioral characteristics of real human users remains inadequately addressed. While prior research [30, 31] has identified various limitations in user simulations—such as unnatural conversational patterns, limited contextual depth, or inconsistent personal adherence, particularly noted in conversational recommender systems (CRS)—a significant gap remains. Systematic, direct comparisons of LLM-simulated user behaviors against actual human user behaviors under rigorously controlled, near-identical conditions are notably scarce. Understanding the precise nature and magnitude of behavioral discrepancies is crucial for enhancing the realism and utility of simulations.

To address this gap, we conducted a controlled experiment collecting parallel interaction datasets from both human participants and LLM-simulated users within an almost identical conversational setting. Building upon detailed observations of these interactions, we performed a comparative behavioral analysis, focusing on key predefined interaction dimensions, including all-in-one or step-by-step, question broadness, breadth-first or depth-first, user engagement, context dependency, feedback polarity and explanation, language style, user satisfaction, hallucination awareness, and usefulness. Utilizing automated classification and scoring methodologies, we quantitatively and qualitatively contrasted the conversational behaviors across the two user groups.

Our analysis reveals consistency and significant differences between LLM-simulated user behaviors and their human counterparts. These differences manifest in specific, measurable aspects of interaction that impact the realism and effectiveness of simulations for downstream tasks. Based on these empirical findings, we distill concrete actionable insights and present a set of targeted recommendations for refining LLM-based user simulation frameworks. Our work lays the foundation for developing more accurate, human-aligned simulations, ultimately enhancing their value in developing and evaluating interactive AI systems.

In summary, the main contributions of this work can be summarized as follows:

- This study presents the first systematic comparison between human users and LLM agent users in task-oriented conversations, addressing a critical gap in conversational AI research.
- We propose a structured comparison framework encompassing three key aspects and ten detailed dimensions, enabling a fine-grained evaluation of user differences.
- Our findings reveal distinct and consistent characteristics of LLM agent users compared to humans, providing fundamental insights to aid future LLM-based user simulation.

2 Related Work

2.1 User Simulation

User simulation has emerged as a valuable technique across various research domains, enabling cost-effective testing and evaluation without requiring extensive data from real users. Before LLMs, user simulators were widely employed for evaluating recommender systems [1, 27] and task-oriented conversational systems [19, 21].

The advent of LLMs has significantly expanded simulation capabilities, revolutionizing multiple computational domains. These models excel in data augmentation by generating high-quality synthetic data [3, 10, 24] and enable sophisticated social behavior modeling through multi-agent simulations [16]. Additionally, LLMs have proven valuable for automating conversational system evaluation [4, 9] and enhancing recommender systems through agent-based approaches [22, 23, 26, 30]. These diverse applications demonstrate the versatility of LLM agents in addressing complex simulation challenges across various fields. Following these studies, we adopt the agent-based user simulation for our analysis.

The fidelity of user simulation is crucial for ensuring that insights derived from simulated interactions can be effectively transferred to

real-world scenarios. While numerous studies employ user simulators as proxies for real users, direct behavioral comparisons between simulated and human users in interactive settings remain scarce. Potential differences between simulated users and real human users may lead to non-negligible bias in user simulation. Our work addresses this gap by systematically comparing the conversational behaviors and interaction patterns of LLM-simulated users with those of real human users in task-oriented conversation contexts.

2.2 Task-Oriented Conversational System

Task-oriented conversational systems aim to assist users in accomplishing specific objectives through natural dialogue, addressing real-world needs such as booking services, finding information, or completing transactions [17, 28]. These systems have become increasingly prevalent in practical applications, including customer service, travel planning, restaurant reservations, and technical support, reflecting the diverse task-completion scenarios users encounter in daily life.

The emergence of LLMs has transformed approaches to building task-oriented conversational systems. While early work explored zero-shot applications of LLMs to these tasks [11], subsequent research demonstrated that fine-tuning significantly improves performance [6, 8]. More recent advances include instruction-tuning LLMs for specific subtasks, such as API argument filling [15], leveraging description-based approaches [29], and developing sophisticated simulation frameworks [14, 20]. The automation of task-oriented chatbot development has also gained attention, with LLMs enabling more efficient creation of conversational flows [18].

However, current task-oriented conversational systems predominantly prioritize task completion metrics over user-centric considerations. In contrast, our work explores more nuanced conversational scenarios that emphasize personalization and user profiles, where objectives are less clearly defined and conversations lack explicit termination signals.

2.3 Previous Observations in Human vs. LLMs

Existing comparative work primarily focuses on fields such as game theory, rationality, and decision-making tasks, while paying less attention to the comparison of direct behavior during conversations.

In game-theoretic settings, research [25] showed that LLM agents systematically differ from humans in trust-based interactions, typically exhibiting higher trust levels, while Fontana et al. [5] discovered that LLMs behave more cooperatively than humans in the Prisoner's Dilemma. Alsagheer et al. [2] found that while LLMs show reasoning errors similar to humans, these similarities are superficial, and both groups respond differently to the same prompting strategies. Most recently, researchers have revealed that although LLMs display similar aggregate-level biases to humans [7], these patterns emerge from fundamentally different processes. LLMs exhibit strong recency biases and lack sophisticated phenomena, such as "surprise triggers change", which is observed in human behavior.

Under conversational settings, Huijzer and Hill [12] demonstrated that LLMs exhibit behaviors remarkably similar to humans in controlled experiments. Jiaqi et al. [13] highlighted that current human-LLM comparisons often rely on surface-level language similarities rather than deeper behavioral understanding.

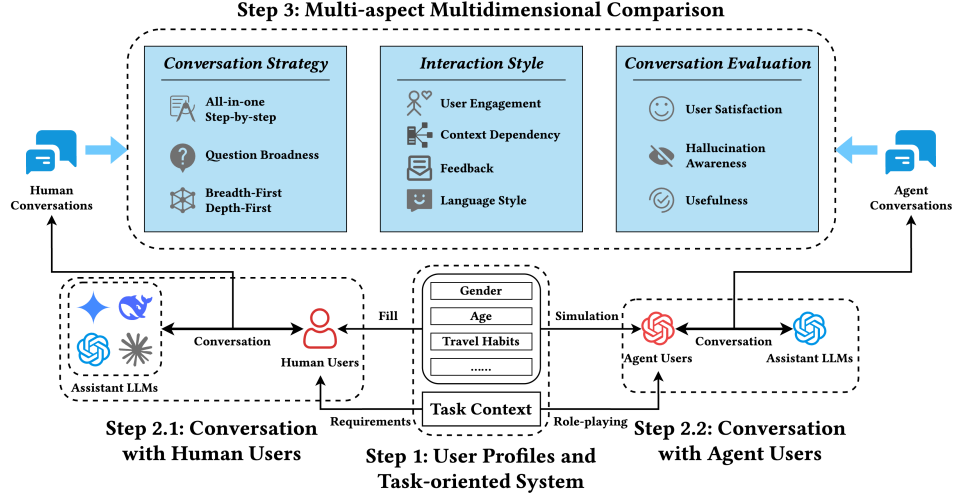


Figure 1: The overview of our study, including three main steps: user profiles and task-oriented system, conversation with human users or agent users, and multi-aspect multidimensional comparison.

While these studies provide valuable insights through controlled experiments and game-theoretic scenarios, they primarily focus on isolated decisions or simple strategic interactions. Our work extends this research to personalized task-oriented conversations, examining behavioral differences in dynamic, multi-turn conversations where humans and LLM agent users pursue specific communicative goals through natural language interaction.

3 Conversation Protocol and Study Settings

3.1 Study Overview

Our study was conducted in three main steps. As shown in Figure 1, we first developed a task-oriented conversational system with user profiles (Sections 3.2 and 3.3). Then, we conducted and collected conversations from two types of users under nearly identical conversational settings, using a standardized protocol (Sections 3.4, 3.5, and 3.6). Finally, we employed human self-report, third-party human annotations, and LLM automated analysis to systematically compare user behaviors across multiple aspects and dimensions (Section 3.7, 4, 5, and 6). This controlled approach ensured direct comparability between the two user types while maintaining ecological validity.

3.2 Conversation Scenarios

During the conversation collection process, we considered four distinct conversational scenarios: preparing gifts, travel planning, recipe planning, and skills learning planning. These scenarios were selected to cover a broad spectrum of daily life situations requiring planning, encompassing domains such as clothing, food, housing, transportation, and leisure activities.

The specific configuration of task requirements has a significant impact on both the conversation process and the quality of outcomes across different conversational scenarios. Therefore, for each scenario, we defined task requirements by incorporating multiple configurable variables alongside fixed parameters. These included,

for example, temporal constraints in travel planning (e.g., duration, deadlines), recipient-specific requirements in gift preparation (e.g., relationships, occasions), and scalability parameters in recipe planning (e.g., serving size, dietary restrictions). Table 1 shows the details of constraints for each scenario.

Table 1: Each task description for the specified scenario is constructed from a prompt template with several constraints.

Scenario	Fields
Travel Planning	Time, Duration, Type, Destination
Recipe Planning	Reason, Scale, Level
Preparing Gifts	Target, Reason
Skills Learning Planning	Skill, Level, Reason

3.3 User Profiling

Since user profiles directly influence conversation analysis, we aim to employ carefully controlled profiles during agent user simulations. To achieve this, we utilized an LLM to generate a standardized set of user profiles in a unified batch process. These profiles underwent manual filtering to establish the final pool of profiles. Each profile within this pool comprises the following nine attributes: 1. **Gender** (e.g., Female); 2. **Age** (e.g., 55); 3. **Personality** (e.g., Compassionate, patient, nurturing); 4. **Occupation** (e.g., School Counselor); 5. **Daily Interests/Hobbies** (e.g., Reading psychology books, gardening, volunteering); 6. **Travel Habits** (e.g., Prefers staycations or short countryside trips); 7. **Dining Preferences** (e.g., Home-cooked meals, balanced diet); 8. **Spending Habits** (e.g., Saves for retirement, spends on family/grandchildren); 9. **Other Aspects** (e.g., Church attendance, book club membership).

Attributes 5–8 each correspond to a scenario (Section 3.2) and represent scenario-aligned preferences (e.g., travel habits for travel

planning), while attributes 1-4 reflect broader demographic and behavioral traits.

For the agent user, a profile was randomly assigned from this pool before each conversation simulation. For the human user, profile selection was based on self-reported choices from the pre-established profile pool. Specifically, participants were presented with multiple tags per attribute to select from, enabling a multi-tag representation of their profile. Considering both the effectiveness and computational cost of LLMs, we selected GPT-4 to generate the initial set of the profile pool.

3.4 Assistant LLMs

Throughout the conversation process, a large language model (LLM) served as the intelligent assistant to help users address task-related queries. Before each conversation, the assistant LLM was provided with a basic scenario description, without access to specific task requirements or user profiles, ensuring a standardised starting point.

For human-user conversations, we randomized the assistant LLM across multiple high-performance API-based models, including the GPT series, Claude 3.7, Gemini 2.0, and Deepseek V3. Human participants were not informed of the assigned LLM (i.e., the model remained anonymous to them). For agent user conversations, we consistently employed the GPT-series as the assistant LLM to ensure uniformity in simulated interactions.

3.5 User Simulation with LLM Agents

Before initiating conversations within a given scenario, LLM-based agent users were primed through multi-turn instructions.

The guided instructions were provided as contextual prompts before connecting the agent user with the assistant LLM.² After each assistant's response, the agent user was explicitly queried about conversation termination, enabling dynamic length control based on task completion status rather than fixed turns.

Through the above protocol, we obtained 1856 simulated conversations with 85 distinct user profiles.

3.6 Human Users

We recruited human participants to engage in conversations under the aforementioned experimental setup. The data collection protocol consisted of the following steps.

Before starting the conversation, each participant was required to complete their authentic user profile (consistent with the 9-attribute structure defined in Section 3.3) before conversation initiation. Participants were then randomly assigned a task requirement from the target scenario and instructed to carefully review it before starting the conversation.

During the conversation process, participants were instructed to immerse themselves in the task context fully and strictly adhere to the given requirements throughout the conversation. They maintained autonomy to terminate the conversation upon satisfactory task completion. A safeguard mechanism allowed participants to request task replacement if the assigned requirement was deemed unrealistic or incompatible with their real-world experience.

During the experiment, a total of 146 participants were involved (81 male and 65 female). Their professional backgrounds spanned nine distinct categories (e.g., Information Science & Technology, Natural Sciences, and Engineering & Applied Sciences). We collected a total of 2,124 human-user conversations. On average, each user engaged in 14.5 conversations, with an average participation time of between two and three hours per user. While the majority of participants completed conversations across all four scenarios, a small number did not finish all scenarios due to time constraints or efficiency considerations. Crucially, we ensured participation from at least 138 human users in each scenario.

3.7 Empirical Study Settings

Table 2: Statistics of the collected conversations from both users. "#Tasks", "#Users", and "#Conv." represent the number of task requirements, users (with different profiles), and conversations, respectively.

Scenario	User Type	#Tasks	#Users	#Conv.
All	Agent	22	85	1856
	Human	79	146	2124
Travel Planning	Agent	8	85	557
	Human	31	146	579
Recipe Planning	Agent	4	85	352
	Human	12	138	470
Preparing Gifts	Agent	5	85	474
	Human	18	140	603
Skills Learning Planning	Agent	5	85	473
	Human	18	140	472

Based on the collected conversation corpus (basic statistics shown in Table 2), we conducted a comprehensive analysis of user behaviors and conversational characteristics through three primary aspects:

- **Conversation Strategy:** All-in-one or step-by-step, question broadness, and breadth-first or depth-first.
- **Interaction Style:** User engagement, context dependency, feedback polarity and promise, and language style.
- **Conversation Evaluation:** User satisfaction, hallucination awareness, and usefulness.

The analysis employed a triangulated assessment methodology combining quantitative, human-evaluated, and automated techniques. Direct statistical measures extracted fundamental conversation features, while human perspectives were captured through dual channels: third-party annotations for agent-user conversations complemented by participant self-reports for human-user interactions. For scalable, fine-grained analysis, we implemented a standardized LLM-based evaluation pipeline utilizing GPT-4o. We utilized automatic evaluation on the following dimensions: all-in-one or step-by-step, question broadness, breadth-first or depth-first, context dependency, feedback polarity and promise, language style,

²Detail prompt can be found in https://github.com/wzf2000/RecLLMSim/tree/Human_Vs_Agent/config/gen_chat_new.json.

and usefulness. Human annotations evaluate user satisfaction and hallucination awareness.

Evaluation stability was enhanced by triplicate sampling with fixed model and input configurations.

Table 3: Manual verification results of GPT-4o’s automatic classification.

Dimensions	Sub-dim.	Match Rate
All-in-one / Step-by-step	/	0.960
Question Breadth	/	0.890
Breadth-First / Depth-First	/	0.920
Context Dependency	/	0.900
Feedback	Feedback	0.980
	Promise	0.970
Language Style	Politeness	0.995
	Formality	0.930
Usefulness	Utility	0.965
	Operability	0.940

As mentioned, certain analytical dimensions employed automated LLM-based analysis, necessitating validation of their reliability. To address this, we conducted further manual verification on a representative sample of the conversations (25 conversations per scenario, involving both user types). Table 3 showed that we achieved over 89% inter-rater agreement across all dimensions, which demonstrated consistent reliability between automated and human analysis.

4 Findings: Conversation Strategy

4.1 All-in-one or Step-by-step

We categorize users’ problem-solving approaches during LLM interactions into two distinct types:

- **All-in-One:** Users adopting this strategy explicitly request a comprehensive plan at the outset, seeking a structured solution framework before addressing finer details. This top-down approach reflects a preference for upfront clarity, often observed in LLM simulators that demand complete task specifications early in the conversation.
- **Step-by-Step:** Users following this strategy iteratively refine their solutions through incremental exchanges, dynamically adjusting their requests without articulating an overarching plan initially. This bottom-up approach is more prevalent among human users, where tasks are decomposed progressively.

As evidenced by Figure 2, human users favor the step-by-step significantly more than agent users, who employ more all-in-one queries except in the preparing gifts scenario. This contrast underscores fundamental differences in planning styles: agents prioritize holistic solutions, while humans often blend planning with iterative refinement.

Finding: Human users prefer step-by-step strategy than agent users.

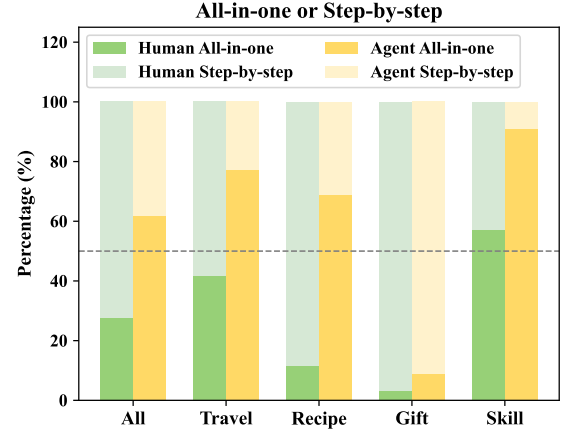


Figure 2: The distribution of all-in-one or step-by-step dimension on our constructed conversations. The dashed line indicates the 50% threshold.

4.2 Question Breadth

Table 4: Distribution of the scores of question breadth on our constructed conversations.

Scenario	Source	Question Breadth					
		1	2	3	4	5	Avg.
All	Agent	0.00%	3.39%	43.05%	53.50%	0.05%	3.50
	Human	0.00%	2.21%	28.01%	67.33%	2.45%	3.70
Travel Planning	Agent	0.00%	10.23%	59.78%	29.80%	0.18%	3.20
	Human	0.00%	3.97%	34.54%	57.17%	4.32%	3.62
Recipe Planning	Agent	0.00%	1.70%	55.11%	43.18%	0.00%	3.41
	Human	0.00%	1.28%	28.94%	67.02%	2.77%	3.71
Preparing Gifts	Agent	0.00%	0.00%	40.72%	59.28%	0.00%	3.59
	Human	0.00%	0.50%	16.25%	81.92%	1.33%	3.84
Skills Learning Planning	Agent	0.00%	0.00%	16.70%	83.30%	0.00%	3.83
	Human	0.00%	3.18%	34.11%	61.44%	1.27%	3.61

Question breadth refers to the granularity of user questions. We employed a five-level scale, where 3 represents neutral, 1-2 corresponds to broad queries, and 4-5 indicates specific questions. The distribution of automated annotation scores is presented in Table 4 (a).

Generally, human users tend to ask more specific questions in most scenarios. However, in the skills learning planning scenario, LLM agent users surprisingly asked more specific questions. Task requirements, such as learning programming languages, require participants to envision a situation where they need to acquire a new skill. Human users, being unfamiliar with the skills they’re supposed to learn, may find it difficult to pose very specific questions. This difference highlights the significance of LLM simulation in such scenarios.

Finding: Human users tend to ask questions with higher specificity in most scenarios.

Table 5: Distribution of depth-first vs. breadth-first dimension on two data sources.

Scenario	Source	Depth Vs. Breadth			
		DF	BF	DF-B	BF-D
All	Agent	0.27%	15.41%	0.22%	84.11%
	Human	1.41%	3.39%	0.71%	94.49%
Travel Planning	Agent	0.00%	0.72%	0.18%	99.10%
	Human	0.35%	3.28%	0.69%	95.68%
Recipe Planning	Agent	0.28%	2.27%	0.00%	97.44%
	Human	1.49%	2.13%	0.43%	95.96%
Preparing Gifts	Agent	0.84%	55.27%	0.63%	43.25%
	Human	1.99%	5.64%	0.50%	91.87%
Skills Learning Planning	Agent	0.00%	2.54%	0.00%	97.46%
	Human	1.91%	1.91%	1.27%	94.92%

4.3 Breadth-First or Depth-First

When formulating plans in various scenarios, users can continuously optimize and improve based on different aspects of the plan (Breadth) and conduct multiple rounds of specific refinements for individual aspects (Depth). Therefore, we have designed the *Breadth-First or Depth-First* classification based on the depth and breadth demonstrated by users in the conversation:

- **Depth-First (DF):** The user focuses intensely on a specific aspect of their plan, thoroughly exploring it before moving on to another aspect.
- **Breadth-First (BF):** The user considers a wide range of aspects of their plan, exploring each one briefly without going into much detail.
- **Depth-First, Then Breadth (DF-B):** The user initially examines a particular aspect of their plan in great detail before expanding their inquiry to include a broader range of aspects.
- **Breadth-First, Then Depth (BF-D):** The user begins by covering a wide array of aspects superficially and subsequently chooses specific aspects to explore in detail.

Agent users showed a similar distribution to human users on this dimension, except in the preparing gifts scenario. Almost every conversation begins by first establishing a comprehensive plan before considering further refinement and optimization for specific aspects (*BF-D* and *BF*). However, in the preparing gifts scenario, agent users exhibit a higher proportion of instances where they omit refinement of the selected gift option (*BF*). This disparity constitutes the primary difference between agent users and human users in this dimension.

Finding: Agent users showed similar distributions with human users on the breadth-first or depth-first dimension.

5 Findings: Interaction Style

5.1 User Engagement

User engagement in conversational interactions can be characterized by two primary metrics: the number of conversational turns and the average tokens per turn. These measures offer insights into how users engage in conversations and articulate their needs.

Table 6: The length of conversations under different scenarios from LLM agent users and human users. "T/T" represents the average number of tokens per turn in the conversation, where a turn refers to one complete user query and assistant response cycle.

Scenario	Source	Avg. Turns	Avg. User Tokens	Avg. User T/T	Avg. Assistant T/T
All	Agent	3.82	679.20	177.65	496.21
	Human	4.44	168.44	37.47	1307.93
Travel Planning	Agent	5.00	1056.01	211.20	567.52
	Human	5.07	209.28	40.80	1504.76
Recipe Planning	Agent	4.14	694.70	167.72	448.66
	Human	4.21	156.51	36.82	1271.28
Preparing Gifts	Agent	3.22	395.86	123.04	347.84
	Human	4.28	144.67	33.36	972.16
Skills Learning Planning	Agent	2.81	507.89	180.90	568.86
	Human	4.11	160.57	38.59	1493.54

Our analysis reveals distinct patterns between human users and LLM agents. As shown in Table 6, LLM agents typically engage in fewer conversational turns but generate significantly longer responses per turn compared to human users across all scenarios. This pattern suggests that simulated interactions tend to prioritize comprehensive, single-turn responses, while human conversations more commonly involve iterative exchanges with shorter turns.

Particularly in the *Preparing Gifts* and *Skills Learning Planning* scenarios, we observe that agent interactions involve substantially fewer turns than human conversations. This difference indicates that current simulations may not fully capture the comprehensive, multi-turn nature of human problem-solving approaches. Furthermore, human users demonstrate more efficient communication, achieving higher assistant token counts with relatively shorter inputs, which suggests their ability to express detailed needs more concisely.

The observed patterns highlight fundamental differences in engagement styles: human users tend toward more interactive conversations with balanced turn lengths. At the same time, LLM agents favor condensed interactions with more verbose individual turns.

Finding: Agent users tend to give more information in a single turn, while humans prefer to interact in more turns.

5.2 Context Dependency

Context dependency refers to how much the user's questions depend on prior context or information in the conversation. We similarly adopted a five-level scale, where 1-2 suggests low relevance, and 4-5 represents high relevance.

The annotation results in Table 7 (b) reveal behavioral differences between agent users and human users. In general, human users tend to ask questions with higher contextual relevance. This is primarily reflected in the higher proportion of level-4 scores among human users, while agents predominantly receive level-3 scores.

Finding: Human users generally ask more relevant questions with contextual information than agent users.

Table 7: Distribution of the scores of context dependency on our constructed conversations.

Scenario	Source	Context Dependency					Avg.
		1	2	3	4	5	
All	Agent	0.32%	3.66%	79.63%	16.27%	0.11%	3.12
	Human	0.33%	3.48%	51.27%	41.71%	3.20%	3.44
Travel Planning	Agent	0.00%	0.00%	63.20%	36.45%	0.36%	3.37
	Human	0.00%	2.59%	42.31%	48.19%	6.91%	3.59
Recipe Planning	Agent	0.00%	0.85%	85.80%	13.35%	0.00%	3.13
	Human	0.64%	2.55%	52.77%	41.70%	2.34%	3.43
Preparing Gifts	Agent	1.27%	12.87%	81.22%	4.64%	0.00%	2.89
	Human	0.66%	2.49%	50.75%	44.61%	1.49%	3.44
Skills Learning Planning	Agent	0.00%	0.85%	92.81%	6.34%	0.00%	3.05
	Human	0.00%	6.78%	61.44%	30.108%	1.69%	3.27

5.3 Feedback Polarity and Promise

Table 8: Distribution of different feedback polarity and promise on our constructed conversations.

Scenario	Source	No	Feedback				Promise	
			Pos.	Neg.	Both		Yes	No
All	Agent	0.32%	99.62%	0.00%	0.05%		95.58%	4.42%
	Human	71.66%	25.05%	1.98%	1.32%		13.61%	86.39%
Travel Planning	Agent	0.18%	99.82%	0.00%	0.00%		94.79%	5.21%
	Human	64.68%	30.43%	2.55%	2.34%		15.74%	84.26%
Recipe Planning	Agent	0.57%	99.15%	0.00%	0.28%		88.92%	11.08%
	Human	74.09%	23.49%	1.21%	1.21%		14.16%	85.84%
Preparing Gifts	Agent	0.63%	99.37%	0.00%	0.00%		97.68%	2.32%
	Human	68.33%	28.69%	2.16%	0.83%		17.91%	82.09%
Skills Learning Planning	Agent	0.00%	100.00%	0.00%	0.00%		99.37%	0.63%
	Human	79.87%	16.95%	2.12%	1.06%		5.30%	94.70%

Feedback polarity refers to how the user responds to the assistant’s responses. We analyzed user feedback on assistant responses in each conversation, categorizing them into four types: *positive*, *negative*, *no* feedback, and *both* positive and negative. Table 8 presents the distribution of user feedback polarity. LLM agent users predominantly provided positive feedback in almost all cases, while human users more frequently chose not to give explicit feedback. Additionally, human users exhibited a certain proportion of the other three types of feedback responses.

Promise is determined by whether users explicitly affirm that they will follow through on the assistant’s suggestions. This signal reveals how users position the assistant’s role, i.e., whether as an authoritative guide to be acted upon or simply an advisory presence. As shown in Table 8, agent users frequently promise to adopt the assistant’s recommendations, whereas human users rarely indicate such intentions. This further indicates that agent users treat assistants as command issuers and themselves as service providers. This difference is especially prominent in the *Skills Learning Planning* scenario, where agent users often close with phrases like "I will do that" or "Thanks, I'll follow your plan." In contrast, human users typically move on after receiving advice without expressing any commitment to action.

Finding: Agent users almost always give positive feedback, and frequently promise to adopt the assistant’s recommendations, while human users do not show these behaviors.

5.4 Language Style

Table 9: Distribution of user language styles on our constructed conversations.

Scenario	Source	Politeness			Formality		
		Polite	Neutral	Impolite	Oral	Formal	Mixed
All	Agent	99.84%	0.16%	0.00%	12.98%	77.86%	9.16%
	Human	4.71%	95.15%	0.14%	49.11%	49.81%	1.08%
Travel Planning	Agent	99.64%	0.36%	0.00%	11.85%	72.89%	15.26%
	Human	6.60%	93.40%	0.00%	72.13%	26.60%	1.28%
Recipe Planning	Agent	100.00%	0.00%	0.00%	11.93%	83.52%	4.55%
	Human	3.97%	95.68%	0.35%	42.31%	56.82%	0.86%
Preparing Gifts	Agent	99.79%	0.21%	0.00%	23.63%	69.62%	6.75%
	Human	4.48%	95.52%	0.00%	54.56%	44.61%	0.83%
Skills Learning Planning	Agent	100.00%	0.00%	0.00%	4.44%	87.74%	7.82%
	Human	4.03%	95.76%	0.21%	27.54%	70.97%	1.48%

LLM agent users and real human users tend to show different language styles in their conversations. **Politeness** is determined by the user’s choice of language tone when interacting with the assistant. We divided this attribute into three categories: Polite, Neutral, and Impolite. This aspect captures how considerate or socially softened users are in expressing their requests and engaging in conversations. As shown in Table 9, agent users consistently display polite behavior across all scenarios, with no instances of neutral or impolite tone. Human users, on the other hand, are far more likely to use a neutral tone, with polite expressions appearing far less frequently and impolite ones only in rare cases. This suggests that LLM-simulated users are designed to follow overly courteous conventions, further proving that they mirror assistant-like behavior rather than natural user interaction. Human users, by contrast, may see the assistant as a tool and prioritize clarity and efficiency over politeness.

Formality is assessed based on the user’s linguistic register, i.e., whether their language resembles formal written expression or informal, oral communication. We divide this attribute into three categories: Oral, Formal, and Mixed. This aspect helps illuminate the stylistic tendencies users adopt when engaging with an assistant in task-oriented conversations. As shown in Table 9, agent users predominantly use a formal tone across all scenarios, while human users exhibit oral and formal language styles in roughly equal proportions during conversations. In specific contexts, users tend to adopt a more formal style in skill learning planning scenarios, whereas they favor an oral style in travel planning scenarios. This suggests that the characteristics of the scenarios significantly influence the language styles of human users.

Finding: Agent users are always polite during conversations, while human users will show different language styles based on the suggestions they get.

6 Findings: Conversation Evaluation

6.1 User Satisfaction

We evaluated user satisfaction across three sub-dimensions (Detail, Practical Utility, and Diversity), each scored on a 0-2 scale:

- **Detail** assessed response comprehensiveness (0 for incomplete, 1 for partially detailed, 2 for fully actionable).

Table 10: Average scores and score distribution for detail level, practical utility, and diversity. For all metrics, higher scores indicate better quality. "TP" and "SR" represent third-party qualified annotators and self-reports from agent users, respectively.

Scenario	Source	Detail Level				Practical Utility				Diversity			
		0	1	2	Avg.	0	1	2	Avg.	0	1	2	Avg.
All	Agent-TP	1.56%	9.54%	88.90%	1.873	0.81%	16.43%	82.76%	1.820	12.66%	13.31%	74.03%	1.614
	Agent-SR	0.00%	0.32%	99.68%	1.997	0.00%	0.32%	99.68%	1.997	0.05%	9.05%	90.89%	1.908
	Human	3.20%	28.53%	68.27%	1.651	1.79%	39.08%	59.13%	1.573	3.01%	27.82%	69.16%	1.661
Travel Planning	Agent-TP	3.23%	14.00%	82.76%	1.795	2.15%	22.08%	75.76%	1.736	5.92%	17.41%	76.66%	1.707
	Agent-SR	0.00%	0.36%	99.64%	1.996	0.00%	0.36%	99.64%	1.996	0.00%	2.69%	97.31%	1.973
	Human	3.45%	30.40%	66.15%	1.627	1.38%	43.18%	55.44%	1.541	3.45%	28.15%	68.39%	1.649
Recipe Planning	Agent-TP	3.12%	10.80%	86.08%	1.830	0.85%	18.75%	80.40%	1.795	52.27%	30.11%	17.61%	0.653
	Agent-SR	0.00%	1.14%	98.86%	1.989	0.00%	1.14%	98.86%	1.989	0.28%	40.62%	59.09%	1.588
	Human	2.98%	22.55%	74.47%	1.715	1.06%	26.60%	72.34%	1.713	2.55%	25.53%	71.91%	1.694
Preparing Gifts	Agent-TP	0.00%	8.02%	91.98%	1.920	0.00%	13.29%	86.71%	1.867	0.00%	1.05%	98.95%	1.989
	Agent-SR	0.00%	0.00%	100.00%	2.000	0.00%	0.00%	100.00%	2.000	0.00%	0.00%	100.00%	2.000
	Human	3.32%	31.18%	65.51%	1.622	2.32%	40.13%	57.55%	1.552	3.15%	28.03%	68.82%	1.657
Skills Learning Planning	Agent-TP	0.00%	4.86%	95.14%	1.951	0.00%	11.21%	88.79%	1.888	3.81%	8.25%	87.95%	1.841
	Agent-SR	0.00%	0.00%	100.00%	2.000	0.00%	0.00%	100.00%	2.000	0.00%	2.11%	97.89%	1.979
	Human	2.97%	28.81%	68.22%	1.653	2.33%	45.13%	52.54%	1.502	2.75%	29.45%	67.80%	1.650

- **Practical Utility** measured implementation feasibility (0 for unrealistic, 1 for partially actionable, 2 for readily executable).
- **Diversity** quantified solution variety (0 for single option, 1 for limited alternatives, 2 for multiple approaches).

For human users, satisfaction scores were collected via post-conversation questionnaires. Agent users were evaluated through dual methods: LLM self-reports and third-party annotations. As shown in Table 10, LLM self-reports exhibited strong positivity bias (mean scores over 1.9 across all sub-dimensions), suggesting limited reliability without proper controls.

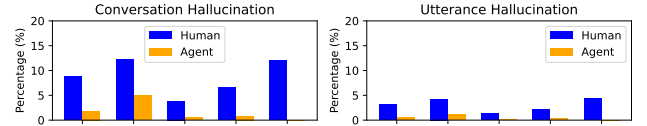
Agent users showed significantly lower *Diversity* scores (particularly in *Recipe Planning*), indicating greater acceptance of single solutions compared to humans. Human users prioritized *Practical Utility* (scoring lower than other dimensions except in *Recipe Planning*), demonstrating stricter real-world feasibility requirements. The discrepancy highlights fundamental behavioral differences: humans demand executable solutions, while agents exhibit weaker diversity expectations in certain scenarios.

Finding: Human users prioritized practical utility during conversations.

6.2 Hallucination Awareness

To evaluate response reliability, we systematically measured hallucination frequency in assistant responses through post-conversation annotation. For human-user conversations, participants directly flagged hallucinatory content in each assistant's turn. Third-party annotators performed equivalent evaluations for agent-user conversations due to the same reason mentioned in Section 6.1.

As illustrated in Figure 3, we present hallucination rates at both conversation-level (per conversation) and turn-level (per utterance) granularities. We found significantly higher hallucination prevalence in human conversations compared to agent-user interactions across both metrics. Human users' tendency for granular inquiries (e.g., requesting specific weather forecasts or skill-learning URLs) frequently exposed knowledge boundaries, triggering more hallucinatory responses when assistant capabilities were exceeded.

**Figure 3: Distribution of hallucination detected on our constructed conversations. We report the rate both on the conversation level and the utterance level.**

Finding: Human users are more likely to detect hallucinations in assistant responses during a conversation.

6.3 Usefulness

Table 11: Distribution of utility and operability on our constructed conversations.

Scenario	Source	Utility			Operability		
		High	Moderate	Low	High	Moderate	Low
All	Agent	99.46%	0.48%	0.05%	95.47%	4.47%	0.05%
	Human	98.54%	1.37%	0.09%	96.28%	3.63%	0.09%
Travel Planning	Agent	99.10%	0.90%	0.00%	89.23%	10.77%	0.00%
	Human	96.72%	3.28%	0.00%	94.30%	5.70%	0.00%
Recipe Planning	Agent	98.86%	0.85%	0.28%	98.30%	1.42%	0.28%
	Human	99.36%	0.43%	0.21%	98.94%	0.85%	0.21%
Preparing Gifts	Agent	100.00%	0.00%	0.00%	96.41%	3.59%	0.00%
	Human	99.34%	0.50%	0.17%	95.02%	4.81%	0.17%
Skills Learning Planning	Agent	99.79%	0.21%	0.00%	99.79%	0.21%	0.00%
	Human	98.94%	1.06%	0.00%	97.67%	2.33%	0.00%

The Usefulness dimension evaluates the practical value of an LLM's suggestions during user interactions, consisting of two sub-dimensions:

- **Utility** measures alignment with user intent and task-solving effectiveness. High-utility responses directly address needs (e.g., precise recommendations), while low-utility ones are off-topic or generic.

- **Operability** assesses actionability, with high-operability responses offering concrete steps (e.g., "Book a 7 PM sushi class") and low-operability ones being vague (e.g., "Explore local culture").

The above two sub-dimensions are divided into three levels through automated analysis: high, moderate, and low.

As shown in Table 11, both **Utility** and **Operability** scores are overwhelmingly "High" across all scenarios. Human users exhibit slightly higher **Operability** in *Travel Planning*, while agent users excel in *Preparing Gifts*. In general, human users place great importance on the usefulness of the overall plan during the conversation. Agent users who have been guided through task requirement prompting can also achieve similar performance.

Finding: Agent users show a similar distribution with human users on the usefulness dimension.

7 Summary of Findings and Discussion

7.1 Observation

Overall, our comparative analysis of human and agent users reveals the following behavior differences:

- (1) **LLM agents** prefer a **All-in-one** strategy when developing plans except for **Preparing Gifts**, while **human users** are more likely to adopt an **Step-by-step** strategy except for **Skills Learning Planning**.
- (2) In task-oriented conversations, **human users** tend to ask questions with **higher contextual relevance and specificity**. However, in some scenarios (such as skills learning planning), **LLM agents** are more adept at posing **specific** questions.
- (3) Compared to human interactions, **LLM agents** produce **fewer but more verbose** conversation turns.
- (4) **LLM agents** almost always **give positive feedback** and are almost always **polite** in conversations, whereas **human users** **rarely give any feedback**.
- (5) **Agent users** tend to give **promise** for assistant's suggestions, while humans are significantly less likely to do so.
- (6) **Human** prioritized **Practical Utility** and **Operability**, demonstrating stricter real-world feasibility requirements.

Besides, we found several consistencies:

- (1) Both users showed similar distributions on the **breadth-first or depth-first dimension**.
- (2) Human users place great importance on the **usefulness** of the overall plan during the conversation, as well as agent users.

7.2 Discussion

In our experiments, the assistant LLMs for human user conversations encompassed multiple model series, while the agent user simulation process exclusively utilized GPT-series models. Consequently, we conducted a comparative statistical analysis of the dimensional distributions between GPT-based and non-GPT-based assistant models within the human-user conversations. Across the sub-dimensions of all-in-one or step-by-step, breadth-first or depth-first, context dependency, promise, politeness, utility, and operability, the distributions showed no statistically significant differences ($p\text{-value} > 0.05$). For other sub-dimensions, although distributions varied among different LLMs acting as assistants, these variations

relative to the agent user results maintained consistent patterns of difference and similarity. For instance:

- In the feedback polarity dimension, the option of providing no feedback was the most frequent choice among human users for both GPT-based (76.50%) and non-GPT-based assistants (68.63%).
- In the question broadness dimension, the mean scores for conversations involving GPT-based and non-GPT-based assistants were 3.75 and 3.67, respectively, both significantly higher than the agent user average of 3.50.

Therefore, the comparative analysis presented in this paper is based on the complete dataset, which encompasses conversations from both user types (human and agent).

7.3 Limitations

While this work provides comprehensive, multidimensional comparisons, it is essential to acknowledge several limitations. First, our agent users exclusively employed GPT-series models, which may potentially limit the generalizability of our findings to user simulations powered by other LLM architectures (e.g., Claude) that may exhibit different behavioral characteristics. Second, due to resource constraints, portions of our analysis relied on automated evaluations rather than full human annotation. While we validated reliability through sampling (Section 3.7), complete human annotation would strengthen conclusiveness. Last, the four selected scenarios, though diverse, represent a subset of possible task-oriented interactions. Behaviors in highly specialized domains (e.g., medical or legal consultations) may differ substantially.

7.4 Potential Usage

The findings and methodological framework presented in this study offer valuable insights for advancing LLM-based user simulation and conversational systems. Based on our comparative analysis, future user simulation can be improved by refining diversity awareness, scenario-specific adaptation, and hallucination mitigation strategies. Furthermore, our multi-aspect, multi-dimensional taxonomy provides a generalizable framework for analyzing user behavior patterns across task-oriented scenarios, enabling more precise personalized user modeling and targeted enhancements of conversational systems — such as optimizing response strategies to improve user satisfaction. These contributions collectively support the development of more human-like conversational agents and data-driven improvements in human-AI interaction.

8 Conclusion

This study bridges a critical gap in conversational AI research by establishing the first systematic comparison between human users and LLM agent users in task-oriented conversations. Through a novel three-aspect, ten-dimensional analytical framework, we enable fine-grained evaluation of user behaviors across controlled scenarios. Our analysis reveals distinct and consistent characteristics of LLM-agent-simulated users compared to humans, providing fundamental insights to advance LLM-based user simulation methodologies. These contributions collectively offer both a structured approach for future comparative studies and actionable guidance for developing more human-like conversational systems.

References

- [1] Jafar Afzali, Aleksander Mark Drzewiecki, Krisztian Balog, and Shuo Zhang. 2023. UserSimCRS: a user simulation toolkit for evaluating conversational recommender systems. In *Proceedings of the Sixteenth ACM International Conference on Web Search and Data Mining*. 1160–1163.
- [2] Dana Alsagheer, Rabiimba Karanjai, Nour Diallo, Weidong Shi, Yang Lu, Suha Beydoun, and Qiaoning Zhang. 2024. Comparing rationality between large language models and humans: Insights and open questions. *arXiv preprint arXiv:2403.09798* (2024).
- [3] Arian Askari, Mohammad Aliannejadi, Evangelos Kanoulas, and Suzan Verberne. 2023. Generating synthetic documents for cross-encoder re-rankers: A comparative study of chatgpt and human experts. *arXiv preprint arXiv:2305.02320* (2023).
- [4] Chi-Min Chan, Weize Chen, Yusheng Su, Jianxuan Yu, Wei Xue, Shanghang Zhang, Jie Fu, and Zhiyuan Liu. 2023. Chateval: Towards better llm-based evaluators through multi-agent debate. *arXiv preprint arXiv:2308.07201* (2023).
- [5] Nicolás Fontana, Francesco Pierri, and Luca Maria Aiello. 2025. Nicer Than Humans: How Do Large Language Models Behave in the Prisoner's Dilemma?. In *Proceedings of the International AAAI Conference on Web and Social Media*, Vol. 19. 522–535.
- [6] Prakhar Gupta, Cathy Jiao, Yi-Ting Yeh, Shikib Mehri, Maxine Eskenazi, and Jeffrey P Bigham. 2022. InstructDial: Improving zero and few-shot generalization in dialogue through instruction tuning. *arXiv preprint arXiv:2205.12673* (2022).
- [7] Idan Horowitz and Ori Plonsky. 2025. LLM Agents Display Human Biases but Exhibit Distinct Learning Patterns. *arXiv preprint arXiv:2503.10248* (2025).
- [8] Ehsan Hosseini-Asl, Bryan McCann, Chien-Sheng Wu, Semih Yavuz, and Richard Socher. 2020. A simple language model for task-oriented dialogue. *Advances in Neural Information Processing Systems* 33 (2020), 20179–20191.
- [9] Zhiyuan Hu, Yue Feng, Anh Tuan Luu, Bryan Hooi, and Aldo Lipani. 2023. Unlocking the potential of user feedback: Leveraging large language model as user simulators to enhance dialogue system. In *Proceedings of the 32nd ACM International Conference on Information and Knowledge Management*. 3953–3957.
- [10] Fan Huang, Haewoon Kwak, and Jisun An. 2023. Is chatgpt better than human annotators? potential and limitations of chatgpt in explaining implicit hate speech. In *Companion proceedings of the ACM web conference 2023*. 294–297.
- [11] Vojtěch Hudeček and Ondřej Dušek. 2023. Are LLMs all you need for task-oriented dialogue? *arXiv preprint arXiv:2304.06556* (2023).
- [12] Rik Huijzer and Yannick Hill. 2023. Large language models show human behavior. (2023).
- [13] Wang Jiaqi et al. 2025. A comparative study of large language models and human personality traits. *arXiv preprint arXiv:2505.14845* (2025).
- [14] Xiang Luo, Zhiwen Tang, Jin Wang, and Xuejie Zhang. 2024. DuetSim: Building User Simulator with Dual Large Language Models for Task-Oriented Dialogues. *arXiv preprint arXiv:2405.13028* (2024).
- [15] Jisoo Mok, Mohammad Kachuee, Shuyang Dai, Shayan Ray, Tara Taghavi, and Sungroh Yoon. 2024. LLM-based Frameworks for API Argument Filling in Task-Oriented Conversational Systems. *arXiv preprint arXiv:2407.12016* (2024).
- [16] Joon Sung Park, Joseph O'Brien, Carrie Jun Cai, Meredith Ringel Morris, Percy Liang, and Michael S Bernstein. 2023. Generative agents: Interactive simulacra of human behavior. In *Proceedings of the 36th Annual ACM Symposium on User Interface Software and Technology*. 1–22.
- [17] Baolin Peng, Chunyuan Li, Jinchao Li, Shahin Shayandeh, Lars Liden, and Jianfeng Gao. 2021. Soloist: Building task bots at scale with transfer learning and machine teaching. *Transactions of the Association for Computational Linguistics* 9 (2021), 807–824.
- [18] Jesús Sánchez Cuadrado, Sara Pérez-Soler, Esther Guerra, and Juan De Lara. 2024. Automating the development of task-oriented llm-based chatbots. In *Proceedings of the 6th ACM Conference on Conversational User Interfaces*. 1–10.
- [19] Ivan Sekulić, Mohammad Aliannejadi, and Fabio Crestani. 2022. Evaluating mixed-initiative conversational search systems via user simulation. In *Proceedings of the Fifteenth ACM International Conference on Web Search and Data Mining*. 888–896.
- [20] Ivan Sekulić, Silvia Terragni, Victor Guimarães, Nghia Khau, Bruna Guedes, Modestas Filipavicius, André Ferreira Manso, and Roland Mathis. 2024. Reliable LLM-based user simulator for task-oriented dialogue systems. *arXiv preprint arXiv:2402.13374* (2024).
- [21] Weiwei Sun, Shuo Zhang, Krisztian Balog, Zhaochun Ren, Pengjie Ren, Zhumin Chen, and Maarten de Rijke. 2021. Simulating user satisfaction for the evaluation of task-oriented dialogue systems. In *Proceedings of the 44th International ACM SIGIR Conference on Research and Development in Information Retrieval*. 2499–2506.
- [22] Lei Wang, Jingsen Zhang, Xu Chen, Yankai Lin, Ruihua Song, Wayne Xin Zhao, and Ji-Rong Wen. 2023. Recagent: A novel simulation paradigm for recommender systems. *arXiv preprint arXiv:2306.02552* (2023).
- [23] Xiaolei Wang, Xinyu Tang, Wayne Xin Zhao, Jingyuan Wang, and Ji-Rong Wen. 2023. Rethinking the evaluation for conversational recommendation in the era of large language models. *arXiv preprint arXiv:2305.13112* (2023).
- [24] Chenxi Whitehouse, Monojit Choudhury, and Alham Fikri Aji. 2023. LLM-powered data augmentation for enhanced cross-lingual performance. *arXiv preprint arXiv:2305.14288* (2023).
- [25] Chengxing Xie, Canyu Chen, Feiran Jia, Ziyu Ye, Shiyang Lai, Kai Shu, Jindong Gu, Adel Bibi, Ziniu Hu, David Jurgens, et al. 2024. Can Large Language Model Agents Simulate Human Trust Behavior?. In *The Thirty-eighth Annual Conference on Neural Information Processing Systems*.
- [26] Junjie Zhang, Yupeng Hou, Ruobing Xie, Wenqi Sun, Julian McAuley, Wayne Xin Zhao, Leyu Lin, and Ji-Rong Wen. 2024. Agentcf: Collaborative learning with autonomous language agents for recommender systems. In *Proceedings of the ACM on Web Conference 2024*. 3679–3689.
- [27] Shuo Zhang and Krisztian Balog. 2020. Evaluating conversational recommender systems via user simulation. In *Proceedings of the 26th acm sigkdd international conference on knowledge discovery & data mining*. 1512–1520.
- [28] Yizhe Zhang, Siqi Sun, Michel Galley, Yen-Chun Chen, Chris Brockett, Xiang Gao, Jianfeng Gao, Jingjing Liu, and Bill Dolan. 2019. Dialogpt: Large-scale generative pre-training for conversational response generation. *arXiv preprint arXiv:1911.00536* (2019).
- [29] Jeffrey Zhao, Raghav Gupta, Yuan Cao, Dian Yu, Mingqiu Wang, Harrison Lee, Abhinav Rastogi, Izhak Shafran, and Yonghui Wu. 2022. Description-driven task-oriented dialog modeling. *arXiv preprint arXiv:2201.08904* (2022).
- [30] Lixi Zhu, Xiaowen Huang, and Jitao Sang. 2024. How Reliable is Your Simulator? Analysis on the Limitations of Current LLM-based User Simulators for Conversational Recommendation. In *Companion Proceedings of the ACM on Web Conference 2024*. 1726–1732.
- [31] Lixi Zhu, Xiaowen Huang, and Jitao Sang. 2025. A llm-based controllable, scalable, human-involved user simulator framework for conversational recommender systems. In *Proceedings of the ACM on Web Conference 2025*. 4653–4661.