

Domain-Adaptive Pre-Training for Arabic Aspect-Based Sentiment Analysis: A Comparative Study of Domain Adaptation and Fine-Tuning Strategies

Salha Alyami^{a,*}, Amani Jamal^a, Areej Alhothali^a

^a Department of Computer Science, Faculty of Computing and Information Technology, King Abdulaziz University, Jeddah, Saudi Arabia

Abstract

Aspect-based sentiment analysis (ABSA) in natural language processing enables organizations to understand customer opinions on specific product aspects. While deep learning models are widely used for English ABSA, their application in Arabic is limited due to the scarcity of labeled data. Researchers have attempted to tackle this issue by using pre-trained contextualized language models, such as BERT. However, these models are often based on fact-based data, which can potentially introduce bias in domain-specific tasks, like ABSA. To our knowledge, no studies have applied adaptive pre-training with Arabic contextualized models for ABSA. This research proposes a novel approach using domain-adaptive pre-training for aspect-sentiment classification (ASC) and opinion target expression (OTE) extraction. We examine various fine-tuning strategies—feature extraction, full fine-tuning, and adapter-based methods—to enhance performance and computational efficiency, utilizing multiple adaptation corpora and contextualized models. Our results show that in-domain adaptive pre-training yields modest improvements. Adapter-based fine-tuning is a computationally efficient method that achieves competitive results. However, error analyses reveal considerable issues with model predictions and dataset labeling. In ASC, common problems include incorrect sentiment labeling, misinterpretation of contrastive markers, positivity bias for early terms, and challenges with conflicting opinions and subword tokenization. For OTE, issues involve mislabeling targets, confusion over syntactic roles, difficulty with multi-word expressions, and reliance on shallow heuristics. These findings underscore the need for syntax- and semantics-aware models, such as graph convolutional networks, to more effectively capture long-distance relations and complex aspect-based opinion alignments.

Keywords: Aspect-based sentiment analysis, Arabic sentiment analysis, Opinion target extraction, Feature-based sentiment analysis, Aspect sentiment classification, Domain Adaptation

1. Introduction

The rise of reviews and social media platforms has made it easier for individuals to express their opinions and share their experiences with others. This presents an opportunity for businesses to gain insights from these online channels, better understanding their customers' concerns and improving the overall experience (Hudson and Thal, 2013). Similarly, governments can gain valuable insights into public opinion and sentiment

on various issues, thereby enhancing their policy-making and decision-making processes (Pozzi et al., 2017).

One of the Natural Language Processing (NLP) methods that researchers have employed to analyze individuals' opinions and attitudes is Sentiment Analysis (SA) (Liu, 2012; Jabbar et al., 2019). SA is a specific NLP task aimed at extracting expressed opinions from text and categorizing their polarity as positive, negative, neutral, or conflictual (Liu, 2012, 2020). This sentiment analysis is further classified into various levels of granularity: document-level, sentence-level, and aspect-level (Liu, 2012). At the document- and sentence- levels, SA operates un-

*Corresponding author.

Email address: salyami0125@stu.kau.edu.sa (Salha Alyami)

der the assumption that each review or sentence expresses an opinion about a single entity or topic. However, this assumption limits both document- and sentence-level SA when faced with scenarios where documents or sentences contain opinions about multiple entities or aspects with differing polarities. In contrast, Aspect-based Sentiment Analysis (ABSA) can detect various opinions expressed within the same sentence about multiple entities or their aspects (Liu, 2012; Pontiki et al., 2014). This fine-grained analysis provides decision-makers with insights into the specific features or aspects that individuals like or criticize about a given entity.

Researchers have employed various techniques to address ABSA tasks, including rule-based, lexicon-based, machine learning, and deep learning approaches Zhou et al. (2019); Do et al. (2019). The research community has favored Deep Learning (DL) because it can learn more complex patterns directly from the data without the need for handcrafted features, unlike traditional Machine Learning (ML)-based methods Goodfellow et al. (2016). However, deep learning techniques require a large amount of labeled data for supervised learning tasks (Goodfellow et al., 2016). Thus, most Arabic ABSA studies have used traditional ML due to the limited size of Arabic ABSA public benchmark datasets (Obiedat et al., 2021a; Alyami et al., 2022; Bensoltane and Zaki, 2023).

Unidirectional and bidirectional Recurrent Neural Network (RNN)s, including Vanilla RNN, long-short-term memory (LSTM), and Gated-Recurrent Unit (GRU), are commonly employed deep learning models in Arabic ABSA (Obiedat et al., 2021a; Alyami et al., 2022; Bensoltane and Zaki, 2023). However, RNN-based architectures face challenges in handling long sentences and are vulnerable to vanishing or exploding gradients (Pascanu et al., 2013). Furthermore, their sequential nature prevents parallel processing, resulting in slower training times (Sendilkumar et al., 2020). Many Arabic ABSA models also rely on context-independent word representations such as word2vec and fastText, which often encounter out-of-vocabulary (OOV) issues and fail to effectively capture contextual meanings (Miaschi and Dell’Orletta, 2020). To ad-

dress these limitations, recent research has explored the use of contextualized pre-trained large language models, such as BERT, which have demonstrated improved performance compared to context-independent RNN models Bensoltane and Zaki (2022); Abdelgwad et al. (2022); Fadel et al. (2022). Notably, studies by Abdelgwad et al. (2022) and Fadel et al. (2022) achieved state-of-the-art results in Aspect Sentiment Classification (ASC) and Opinion Target Expression (OTE) extraction on the Semantic Evaluation (SemEval)-2016 Arabic hotel reviews dataset.

Over the last few years, several language models have emerged that are pre-trained on large amount of data to enhance word representation and address the challenge of insufficient task data. Some of these models are Embeddings from Language Model (ELMo) Peters et al. (2018), Bidirectional Encoder Representations from Transformers (BERT) Devlin et al. (2019), Generative Pre-trained Transformer (GPT) Radford et al. (2018), and Universal Language Model Fine-tuning for Text Classification (ULMFiT) Howard and Ruder (2018). However, most of these models were trained on fact-based corpora such as Wikipedia, which can introduce bias in tasks that require domain knowledge and opinionated data, such as ABSA Xu et al. (2019); Rietzler et al. (2020); Gururangan et al. (2020). Researchers utilize domain adaptive pre-training, a domain adaptation technique, to mitigate bias. This involves continuing BERT pre-training on a corpus with the same domain as the end task Xu et al. (2019); Rietzler et al. (2020); Gururangan et al. (2020). This approach has proven effective for many English NLP tasks, such as ABSA (Rietzler et al., 2020; Xu et al., 2019; Yang et al., 2021).

Although domain adaptation has been shown to be effective in English ABSA, it has not yet been explored in Arabic ABSA. To address this gap, we present the first comprehensive study on domain adaptation with pre-trained contextualized language models, such as BERT, for Arabic ABSA. We evaluated two ABSA tasks, ASC and OTE, through extensive experiments on various domain-specific corpora and multiple Arabic BERT models. We also explored the performance of end-task models

under various factors, including the overlap between pre-trained model vocabularies and end-task datasets, dialect distribution, and the size of the adaptation corpus. We apply both full fine-tuning and adapter-based fine-tuning, exploring the trade-off between the number of trainable parameters and performance. Beyond domain adaptation, we investigate multi-task learning with adapter fusion, apply advanced loss functions to handle class imbalance, and conduct error analysis with explainability methods. In general, this work presents the first comprehensive evaluation of domain and task adaptation strategies for Arabic ABSA, demonstrating how domain relevance, corpus size, vocabulary overlap, and fine-tuning approaches can improve model performance across ABSA tasks.

Together, these results constitute the first broad evaluation of domain and task adaptation for Arabic ABSA and clarify how domain match, corpus scale, vocabulary coverage, and the chosen fine-tuning approach combine to improve performance across ASC and OTE.

The remainder of this work is structured into the following sections: Section 2 summarizes and discusses the related work. Section 4 describes the methodology used to perform this systematic review. Section 5 illustrates the findings. Section 6 discusses the findings, highlights the limitations of the primary studies, and identifies future research directions. Section 7 presents the limitation of this work. Finally, Section 8 presents the conclusion and future work directions.

2. Literature Review on Aspect-Based Sentiment Analysis (ABSA)

The magnitude of published research in ABSA was highly limited before the introduction of ABSA tasks at the SemEval workshop in 2014, particularly for Arabic. To encourage researchers to contribute to the solutions of ABSA tasks, the SemEval workshop included ABSA as a subtask in 2014, 2015, and 2016. They also introduced various tasks related to ABSA and provided guidelines for annotating ABSA datasets, which led to the release of several benchmark datasets.

In the ABSA research, aspect sentiment is predicted at two levels of granularity. The first level involves predicting sentiment for specific aspect terms, while the second level involves predicting sentiment for both implicit and explicit aspect terms based on predefined aspect categories. For example, in the sentence (e.g., “But the staff was so nasty to us”), the aspect term is the token “staff”, while the aspect category is the “service”.

In this work, we review ABSA studies that focus ABSA studies that focus on either ASC or OTE extraction. We have addressed both aspect sentiment prediction levels within aspect sentiment classification. Additionally, we have reviewed works based on text in both English and Arabic.

2.1. Arabic Aspect-Based Sentiment Analysis

Recent reviews on Arabic ABSA have revealed that most studies have handled ASC and OTE extraction tasks using traditional machine learning or deep learning models Bensoltane and Zaki (2023); Alyami et al. (2022); Obiedat et al. (2021b). In the case of traditional ML, Support Vector Machine (SVM) is the most commonly used approach for ASC, while Conditional Random Field (CRF) has been the preferred method for OTE extraction. In this section, however, we will only review deep learning models. Please refer to our systematic review for further information Alyami et al. (2022).

2.1.1. Opinion Target Expression (OTE) Extraction in Arabic

Researchers employed three different DL neural network architectures to extract OTE from Arabic text: RNN, Convolutional Neural Network (CNN), and BERT. For example, Al-Smadi et al. (2018) compared SVM and vanilla RNN in terms of performance and training time. They found that SVM’s performance outperformed that of the vanilla RNN, but it required significantly more training time (8.81 hours vs. 1.67 hours). Other researchers, such as El-Kilany et al. (2018) and Al-Smadi et al. (2019), utilized bi-directional long-short-term memory (Bi-LSTM) coupled with CRF to address the vanishing gradient problem associated with vanilla RNN and to capture contextual features within sentences for output labels Noh (2021). Additionally, researchers like those in Al-Dabet et al. (2020) and Ab-

delgwad et al. (2021) integrated RNN-based models and CNN, with CNN being employed to generate character-level representation. Abdelgwad et al. (2021) used an encoder-decoder with attention model using Bi-LSTM attention, unidirectional LSTM and a CRF classifier, while Abdelgwad et al. (2021) also utilized Bi-Directional Gated-Recurrent Unit (Bi-GRU) with a CRF classifier.

Transformer-based pre-trained models were used only in the works of Bensoltane and Zaki (2022) and Fadel et al. (2022). In Bensoltane and Zaki (2022), the authors employed AraBERT alongside Bi-GRU and CRF to enhance model performance. Meanwhile, Fadel et al. (2022) integrated Arabic Flair string embeddings with AraBERT embeddings, which were then processed through Bi-LSTM layers followed by CRF, creating a robust architecture for their tasks.

2.1.2. Aspect Sentiment Classification (ASC) in Arabic

For ASC, researchers used four different neural network architectures: CNN, RNN, BERT, and memory networks.

The CNN neural network was tested by Masmoudi et al. (2021) and Ruder et al. (2016b). Masmoudi et al. (2021) compared the performance of CNN, LSTM, and Bi-LSTM, with CNN achieving the highest performance. Meanwhile, Ruder et al. (2016b) utilized a CNN-based model, which represents the aspect information by concatenating the aspect category embedding with sentence term word embeddings.

Al-Smadi et al. (2018), Ruder et al. (2016a), and Liu et al. (2020) employed different variations of RNN-based models. For example, Al-Smadi et al. (2018) compared the performance of SVM and vanilla RNN. The study found that while SVM outperformed RNN in terms of accuracy, the vanilla RNN required less training time. Ruder et al. (2016a) utilized a hierarchical Bi-LSTM model to capture relations within review sentences. The researchers achieved this by stacking Bi-LSTM layers, with the first layer generating a representation of all review sentences and the second layer concatenating the aspect category embedding with the sentence-level Bi-LSTM final hidden states to generate a review-level representation. Liu et al. (2020) uti-

lized multi-level Bi-LSTM layers and Regional Convolutional Neural Network (R-CNN). The first-level Bi-LSTM incorporated aspect and topic embeddings along with sentence word embeddings to create a representation of the sentence. The second-level Bi-LSTM combined the sentence representation from the first-level Bi-LSTM with an R-CNN feature map to capture the long-term dependencies between different aspects of the entire review.

Several studies have employed attention mechanisms for ASC to identify the key terms that contribute to the sentiment of a specific aspect. These studies utilized RNN with an attention mechanism where the aspect information is included through aspect embedding in the input layer or within the attention mechanism to capture correlations between the aspect and other input words. To create the aspect embedding, the researchers used OTE or the aspect category. For aspect embedding using OTE, they excluded any samples that contained implicit OTE with a null value within the dataset. Wang and Lu (2018) integrated segment attention and Bi-LSTM to capture essential words for sentiment prediction. Unlike soft attention, which computes the attention score for each term individually, segment attention uses a linear chain CRF to consider the structural associations between consecutive text fragments. Al-Smadi et al. (2019) utilized Bi-LSTM followed by an attention mechanism, incorporating the aspect embedding with input word embeddings and the attention mechanism. Abdelgwad et al. (2021) employed an Interactive Attention Network (IAN) with Bi-GRU to create aspect and context representations that can learn from each other. Almani (2020) experimented with various attention techniques combined with a GRU layer, including soft attention, self-attention, and interactive attention layers, and found that self-attention yielded the best performance. Inspired by Chen et al. (2017), Al-Dabet et al. (2021) utilized a recurrent memory network with position weighting and an attention mechanism to handle ASC. One distinction between their work and that of Chen et al. (2017) is that they employed a bi-directional Independent Long Short-Term Memory (IndyLSTM) for the memory module rather than Bi-LSTM.

A transformer-based pre-trained model such as BERT was used by Abdelgwad et al. (2022) and Chennafi et al. (2022). Abdelgwad et al. (2022) used the AraBERT (Antoun et al., 2020) model and added a task-specific linear layer that takes the sentence and explicit OTEs as input. In their research, Chennafi et al. (2022) utilized an encoder-decoder sequence-to-sequence model to convert Egyptian dialect reviews to Modern Standard Arabic (MSA). The converted text was then passed along with the opinion target term into Arabic BERT Safaya et al. (2020), followed by a linear classification layer.

2.2. English Aspect-Based Sentiment Analysis

For English ABSA, researchers follow two strategies for employing BERT-based models. The first strategy focuses on enhancing the model architecture by utilizing BERT as an embedding layer and adding various layers to improve the model further. The second strategy includes improving the BERT model by continuing the pre-training of the BERT model using in-domain data (domain-adaptive pre-training).

2.2.1. Aspect Sentiment Classification in English

Song et al. (2019) enhanced the BERT-base model by adding Intra-Multi Head Attention (Intra-MHA) and Inter-Multi Head Attention (Inter-MHA) to capture within-sentence context representation and aspect representation in relation to its context. These two attentions are followed by Pointwise Convolutional Transformer (PCT) to model local and positional patterns. Sun et al. (2019) treated ASC as Question-Answering (QA) or Natural Language Inference (NLI) by developing four methods for generating auxiliary sentences in the form of QA and NLI pseudo sentences. Zhao et al. (2020a) employed Graph Convolutional Network (GCN) with a sentiment-dependent graph to capture the sentiment dependency between different aspects. They utilized BERT with position weighting to generate contextual representations of aspect terms, which were then used to construct a sentiment graph. In this graph, the nodes represent aspects, while the edges denote the sentiment dependencies between aspect pairs. Zeng et al. (2019) utilized two

parallel components composed of BERT and Multi-Head Self-Attention (MHSA) to extract both global and local context features. The local context focus layer uses Context Dynamic Mask (CDM) and Context Dynamic Weights (CDW) layers, which mask or reduce the weights of non-relative context words using Semantic-Relative Distance (SRD). Yang and Li (2024) combined BERT with Weighted Local Sentiment Aggregation (LSA) to extract sentiment coherence features for different aspects. The LSA was built based on the idea that adjacent aspects in text often share similar sentiments. They utilized techniques like BERT-Sentence Pair Classification (SPC) input Sun et al. (2019), attention, and syntactical-based local context Yang et al. (2021); Phan and Ogunbona (2020) for aspect-context modeling, and applied a sentiment aggregation window to integrate sentiment information from adjacent aspects to improve aspect sentiment analysis. Rietzler et al. (2020) experimented with domain adaptation using laptop and restaurant datasets, exploring in-domain training, cross-domain training, cross-domain adaptation, and joint-domain training scenarios. They found that joint training on both domains and increasing the number of sentences in the domain adaptation corpus improved model performance.

2.2.2. Joint Aspect Sentiment Classification (ASC) and Opinion Target Expression (OTE) in English

Several ABSA studies have investigated various domain adaptation techniques using BERT on English texts. These studies often employed a single model to manage both ASC and OTE tasks, or implemented joint learning models to address both tasks simultaneously.

Xu et al. Xu et al. (2019) combined domain and task adaptation by jointly training BERT on an unlabeled in-domain corpus and on the SQuAD dataset. Although their model outperformed the baseline BERT across several tasks, it relied on large datasets and did not address limited-domain data scenarios. To tackle this, Xu et al. (2020) introduced DomBERT, which used domain embeddings and a sampling technique to retrieve data from both target in-domain data and relevant source corpora.

DomBERT outperformed the Xu et al. (2019) model in OTE extraction and end-to-end tasks. However, it obtained lower ASC accuracy, due to the larger data volume used in Xu et al. (2019), where sentiment information is more consistent across domains than aspect terms. The authors in Yang et al. (2021) enhanced a BERT-based model with domain adaptation and an improved version of the local context focus (LCF) technique introduced in Zeng et al. (2019). They improved LCF by fusing the outputs of two layers: the memory-dependent window (CDM) and the context-dependent window (CDW). Notably, these models demonstrated accuracy and F1-score improvements over the BERT baseline across the laptop and restaurant SemEval-2014 and SemEval-2016 datasets, with gains ranging from 0.79% Yang et al. (2021) to 6.85% Xu et al. (2019) for ASC and 0.92% Yang et al. (2021) to 5.81% Xu et al. (2020) for OTE.

Previous work on Arabic ABSA has shown the effectiveness of the BERT-base model over those using Word2Vec or hand-crafted features with RNN or traditional ML algorithms. However, these models, such as AraBERT or Arabic BERT, are often pre-trained on fact-based data like Wikipedia, which may limit their ability to capture the significance of domain-specific terms. For example, aspects like “service” in restaurant reviews or “battery life” in electronics hold different significance. Therefore, English ABSA researchers use adaptive pre-training by continuing BERT pre-training on a corpus with the same domain as the end task (Xu et al., 2019; Rietzler et al., 2020; Gururangan et al., 2020). However, based on our knowledge, no prior research has been conducted on Arabic ABSA to evaluate domain adaptation on BERT-base models.

It is worth noting that many Arabic DL models rely on explicit OTE for BERT-based models, but exclude implicit OTE samples, which account for 8.5% of the data. Additionally, studies using BERT-base models have only explored full fine-tuning, which is computationally expensive and can lead to catastrophic forgetting. Feature extraction by freezing all layers except the classifier can overcome this issue, but may decrease performance (Abdelgwad et al., 2022; Wang and Lu, 2018; Al-Smadi et al., 2019; Abdelgwad et al., 2021; Al-Dabet et al.,

2021).

This study addresses these limitations by developing various domain-adapted BERT-based models for Arabic ABSA and experimenting with multiple fine-tuning techniques, including adapters. The adapters are designed to balance the disadvantages and advantages of full fine-tuning and feature extraction. Additionally, to handle both implicit and explicit aspects of the ASC task, we utilized aspect-category Entity-Attribute (E#A) to input aspect information during the fine-tuning of the BERT model.

3. Datasets

We employed two types of datasets: unlabeled datasets for domain- and task-adaptive pre-training, and labeled datasets for fine-tuning and evaluation. The end tasks included aspect-based sentiment classification (ASC) and opinion target expression (OTE) extraction.

3.1. Domain Adaptation Corpora

For adaptive pre-training, we leveraged reviews from the unbalanced version of the Hotel Arabic-Reviews Dataset (HARD) dataset¹ (Elnagar et al., 2018) and the Large-Scale Dataset of Arabic Book Reviews (LABR) dataset² (Aly and Atiya, 2013), both for in-domain (In-Domain Adaptive Pretraining (In-DAPT)) and out-of-domain (Out-of-Domain Adaptive Pretraining (Out-DAPT)) training. Additionally, we used the training portion of the SemEval-2016 hotel review dataset for task-adaptive pre-training (Task Adaptive Pretraining (TAPT)).

Table 1 presents the statistics of the domain adaptation corpora before processing, including counts of unique samples and their sentiment distributions (positive, negative, and neutral).

3.2. End-Task Corpora

We evaluated our proposed model using the SemEval-2016 hotel review dataset (Al-Smadi et al., 2016) for both OTE extraction and ASC. This dataset was originally created for the

¹<https://github.com/elngara/HARD-Arabic-Dataset>

²<https://github.com/mohamedadaly/LABR>

Table 1: Overview of domain adaptation datasets before preprocessing.

Dataset Statistics	LABR	HARD	SemEval Train	SemEval Validation
Original Reviews	63,256	409,562	6,580	2,063
No Duplication	60,089	400,101	4,248	1,225
Positive Samples	40,528	268,409	2,399	660
Negative Samples	7,881	79,521	1,577	495
Neutral Samples	11,680	52,171	272	70

SemEval 2016 competition on Arabic text processing. It was derived from (ElSahar and El-Beltagy, 2015) and adapted for various ABSA tasks based on the guidelines of SemEval-2016 Task 5. In this work, we specifically utilized the sentence-level dataset.

Table 2 summarizes the Arabic SemEval-2016 hotel review dataset, detailing training, validation, and test splits for both ASC and OTE. For ASC, sentiment distributions (positive, negative, neutral) are reported. For OTE, label counts are given for O (Outside), B-OTE (Beginning), and I-OTE (Inside). Table A.21 further details sentiment distributions across aspect categories.

Table 2: Summary of the Arabic SemEval-2016 Hotel Review Dataset.

Task	Training Count	Validation Count	Testing Count
Aspect Sentiment Classification (ASC)			
Total Examples	8461	2116	2604
Positive Examples	5002	1251	1508
Negative Examples	2911	728	927
Neutral Examples	548	137	169
Opinion Target Expression (OTE) Extraction			
Total Examples	3841	961	1227
O (Outside) Labels	77041	19135	23969
B-OTE (Beginning) Labels	7613	2007	2372
I-OTE (Inside) Labels	1481	377	499

4. Methodology

This study evaluates the impact of domain-adaptive pre-training (Domain Adaptive Pretraining (DAPT)) on the performance of Arabic pre-trained language models for ABSA tasks. We fine-tuned seven Arabic BERT-based models for ASC and OTE, selecting the top three for further domain- and task-adaptive pre-training. The models were then evaluated against

baselines without adaptation. We also explored different fine-tuning strategies, including full fine-tuning, adapter-based approaches, and methods to address dataset imbalance.

Figure 1 illustrates the overall workflow, including domain/task-adaptive pre-training and fine-tuning for end tasks.

4.1. Task Definitions

We addressed two end tasks: (i) OTE extraction, framed as sequence labeling in IOB format (B = beginning of OTE, I = inside, O = outside), and (ii) ASC, framed as sentence-level classification of aspect categories into positive, neutral, or negative polarities.

4.2. Arabic BERT Models

We fine-tuned seven Arabic BERT-based models pre-trained on diverse corpora:

- **MSA-based:** AraBERTv02 (Antoun et al., 2020), ArabicBERT (Safaya et al., 2020), and CAMELBERT-MSA (Inoue et al., 2021).
- **Dialect-based:** QARiB (Abdelali et al., 2021) and CAMELBERT-Dialectal Arabic (DA).
- **Mixed MSA and dialects:** CAMELBERT-Mix and MARBERTv2 (Abdul-Mageed et al., 2021).

4.3. Domain and Task Adaptation

Following prior work (Xu et al., 2019; Gururangan et al., 2020), we employed masked language modeling (Masked Language Model (MLM)) as the objective for domain and task adaptation, given its superiority over next-sentence prediction (Next Sentence Prediction (NSP)). For DAPT, we continued pre-training models on in-domain and out-of-domain unlabeled corpora. For TAPT, we used unlabeled samples from the task training set. Additionally, we experimented with sequential pre-training (DAPT+TAPT).

4.4. Fine-Tuning Strategies

We tested three fine-tuning strategies:

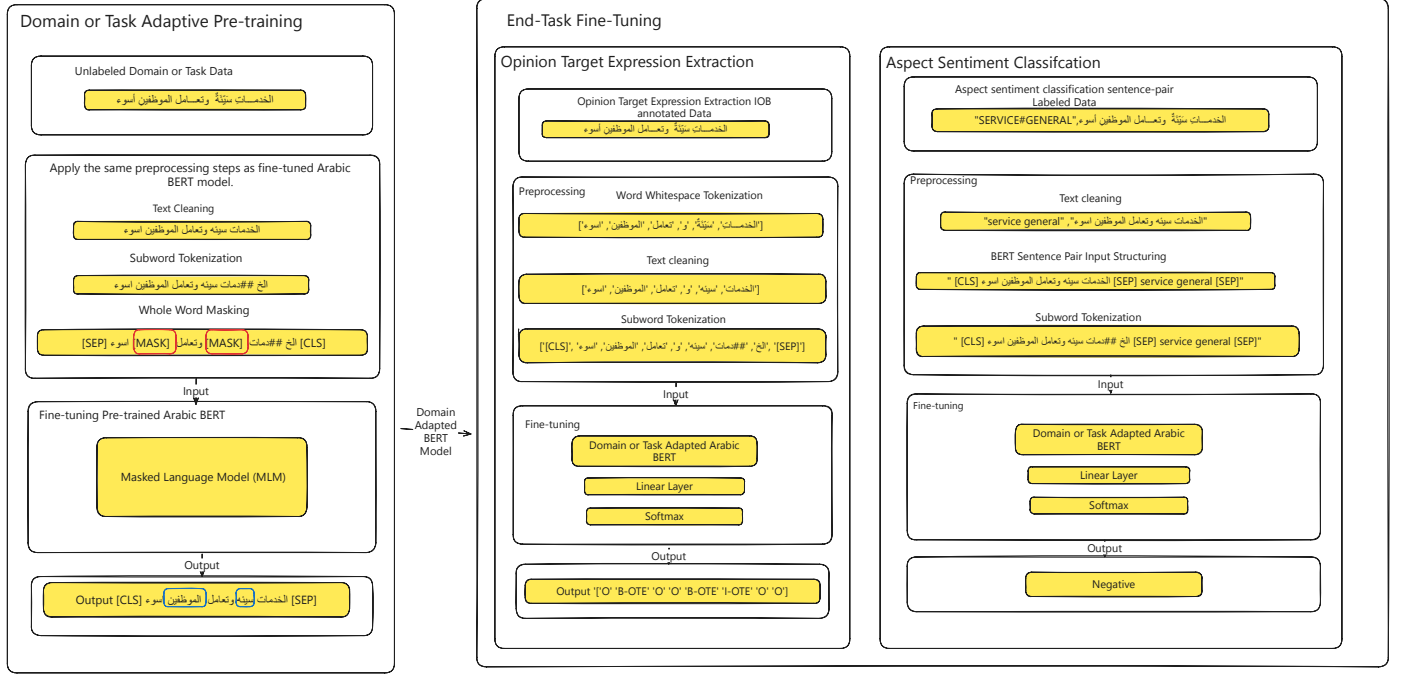


Figure 1: Overview of Domain and Task-Adaptive Pre-training with Fine-Tuning for End-Tasks

1. **Feature extractor:** freezing all transformer layers except the classification head.
2. **Full fine-tuning:** updating all model parameters.
3. **Adapter-based fine-tuning:** updating only task-specific adapter layers.

4.5. Adapters and Adapter Fusion

Adapters strike a balance between efficiency and flexibility, enabling domain/task specialization without modifying the entire pre-trained model. We adopted the MAD-X architecture (Pfeiffer et al., 2020), employing Pfeiffer invertible adapters for domain adaptation and comparing three adapter types for task fine-tuning: Pfeiffer, Houlsby (Houlsby et al., 2019), and parallel bottleneck adapters (He et al., 2022).

Given the correlation between OTE and ASC (He et al., 2019; Yang et al., 2021), we further applied adapter fusion (Pfeiffer et al., 2021) to share knowledge across tasks. Fusion parameters were trained while keeping individual adapters and base model weights frozen, enabling efficient multi-task transfer.

5. Experiments and Results

5.1. Data Preparation

5.1.1. General Preprocessing

To ensure the quality of the datasets used in our experiments, we performed a sequence of common preprocessing steps that are frequently used on Arabic pre-trained models, including CAMELBERT (Inoue et al., 2021) and AraBERT (Antoun et al., 2020). These techniques include removing extra white spaces, diacritics, control characters, and elongation (kashida). We also replaced URLs and user mentions with “URL” and “USER” strings, respectively. These preprocessing steps were applied to both the domain adaptation datasets and the end-task dataset.

5.1.2. Domain-Adaptation Data Preprocessing

After selecting the top three Arabic BERT models with the best performance in the two tasks, we implemented the specific preprocessing steps mentioned in the model’s research paper and GitHub repository for each selected model. The statistics and preprocessing steps for each dataset are provided in Tables 3 and 4. Additionally, Figures 2 and 3 illustrate the dialect dis-

tributions and vocabulary overlap between the datasets, respectively.

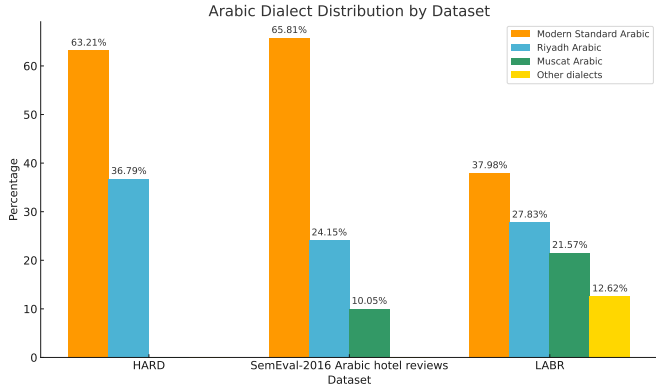


Figure 2: Arabic Dialect Distribution by Dataset: The chart shows the distribution of various Arabic dialects across HARD, SemEval-2016 hotel reviews, and LABR datasets. Data extracted with Camel Tools.

Table 3: Overview of domain adaptation datasets after preprocessing.

Preprocessing Method	LABR	HARD	SemEval Train	SemEval Validation
Min Preprocessing	60,089	400,101	4,248	1,225
QARIB Preprocessing	60,089	400,101	4,248	1,225
MARBERTV2 Preprocessing	60,089	400,101	4,248	1,225
CAMELBERT-MSA Preprocessing	60,084	399,839	4,248	1,225

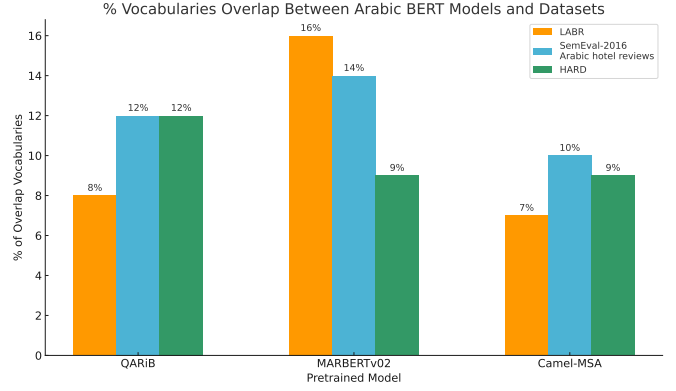
Table 4: Preprocessing techniques for Arabic BERT models used on domain adaptation datasets.

Model Name	Preprocessing Steps
CAMELBERT-MSA	Unicode normalization, removal of non-Arabic characters, extra spaces, control characters, punctuation, and kashida.
QARIB	Convert English letters to lowercase, remove diacritics, extra whitespace, and non-UTF-8 characters. Replace URLs, numbers, and mentions with 'URL', 'NUM', and 'USERNAME'. Reduce repetition of Arabic letters to a maximum of two instances.
MARBERTv2	Remove extra spaces and control characters. Replace hashtags, URLs, and user mentions with 'HASHTAG', 'URL', and 'USER'.

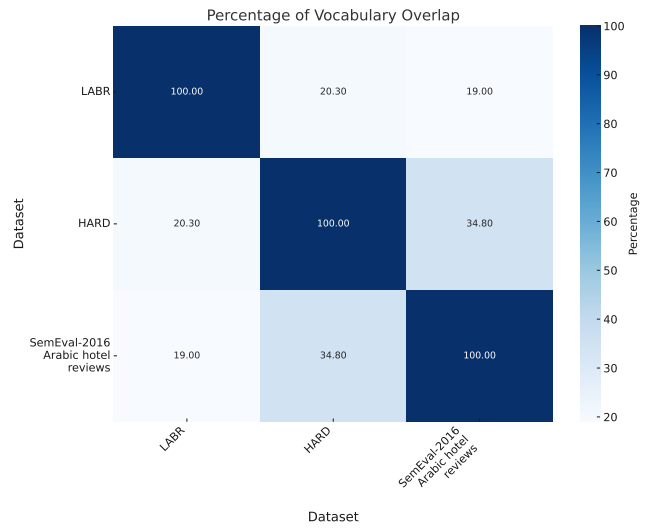
5.1.3. End-Task Dataset Preprocessing

In addition to the preprocessing steps mentioned earlier at the beginning of Section 5.1, we converted the SemEval dataset from XML to CSV format using scripts provided by³ (Xu et al., 2019). For the extraction of OTE, we labeled each word as “O” if it was not part of OTE, “B-OTE” if it was the beginning of the OTE, and “I-OTE” for any word that was part of the OTE after the start. In terms of aspect categories, we replaced

³https://github.com/howardhsu/ABSA_preprocessing



(a) Percentage of vocabulary overlap between the domain adaptation datasets and pre-trained models.



(b) Percentage of vocabulary overlap between different datasets.

Figure 3: Percentages of vocabulary overlap. (a) Overlap between domain adaptation datasets and pre-trained models. (b) Overlap between domain adaptation datasets and SemEval data. The overlap is calculated using the heuristic from Gururangan et al. (2020), considering the most frequent 10,000 words, excluding stop words.

the hashtag (#) sign with a space between entity and attribute pairs and then normalized them to lowercase. For example, “ROOMS#GENERAL” became “rooms general.”

5.2. Addressing Class Imbalance

Table 2 reveals significant class imbalances, particularly in OTE extraction. Using the imbalance ratio (IR) formula 1, the ratios between the majority class “O” and the minority classes “B-OTE” and “I-OTE” are 10.11 and 52.03, respectively. Similarly, the IR for aspect sentiment polarities between the major-

ity (positive) and minority (neutral) classes is 9.13. Such imbalances can adversely affect model performance (Leevy et al., 2018).

To mitigate this, we employed focal loss with class weighting. Focal loss emphasizes misclassified or difficult examples (Lin et al., 2021), while class weights adjust the loss based on class frequencies, giving more importance to minority classes.

We computed class weights using three formulas:

1. **Imbalance Ratio (IR):**

$$IR = \frac{N_{\text{maj}}}{N_{\text{min}}} \quad (1)$$

2. **Inverse Frequency Class Weighting:**

$$w_j = \frac{N}{k \times n_j} \quad (2)$$

3. **Inverse Frequency Class Weighting with Constant:**

$$w'_j = \frac{w_j + C}{\sum_{i=1}^k (w_i + C)} \quad (3)$$

Where: w_j and w'_j are the weights for class j ; N is the total number of samples; k is the total number of classes; n_j is the number of samples in class j ; and C is a constant added in the last method.

5.3. Hyper-parameter Selection

Initially, we utilized Optuna (Akiba et al., 2019)⁴ for hyperparameter selection, performing 500 trials per model using feature extraction and full fine-tuning techniques. However, due to computational constraints, each experiment took 2–4 days to complete, and some of the hyperparameters selected by Optuna led to suboptimal performance. Consequently, we decided to use the default hyperparameters recommended for Multilingual BERT (mBERT) (Devlin et al., 2019), as well as those specified for sequence and token classification tasks in Arabic BERT pre-trained models. For instance, we employed hyperparameters designed for sentence-level sentiment analysis for the ASC task, and those selected for named-entity recognition for the OTE extraction task.

Tables 5 and 6 show the details of the hyperparameter configuration for the Arabic BERT models evaluated for both the ASC and OTE extraction tasks. Specifically, Table 5 includes details on whether the model parameters are fine-tuned using full fine-tuning or feature extractions, as well as the learning rates, batch sizes, and number of epochs used during training. Table 6 presents the hyper-parameters search space optimized via Optuna, including the learning rate, batch size, and number of epochs.

Table 5: Hyperparameter Configuration for Tested Arabic BERT Models.

Abbreviations: ASC = Aspect Sentiment Classification, OTE = Opinion Target Expression, Full FT = Full Fine-tuning, LR = Learning Rate, Batch = Batch Size, MSA = Modern Standard Arabic, DA = Dialectal Arabic, Mix = Mixed.

Model Name	Task	Full FT	LR	Batch	Epochs
All Models	ASC, OTE	Yes	5×10^{-5}	32	3, 5
	ASC, OTE	No	0.002	32	5, 10
	ASC, OTE	No	0.0094	32	5, 10
QARiB	ASC, OTE	Yes	8×10^{-5}	64	3
MARBERTv2	ASC, OTE	Yes	2×10^{-6}	32	25
Asafaya-Arabic BERT	ASC, OTE	Yes	2×10^{-5}	32	10
CAMELBER- MSA, DA, Mix	ASC	Yes	3×10^{-5}	32	3, 5
	OTE	Yes	5×10^{-5}	32	10
AraBERTv0.2	ASC, OTE	Yes	2×10^{-5}	32	3, 5

Table 6: Optuna Hyperparameter Search-Space.

Hyperparameter	Range
Learning rate	1×10^{-2} to 9×10^{-5}
Batch size	4, 8, 16, 32, 64, 128, 256
Number of epochs	2 to 10

We compared the performance of models with Optuna-optimized hyperparameters to those using the default hyperparameters for mBERT or task-specific hyperparameters from Arabic BERT pre-trained models. Most models obtained higher performance with the default or task-specific hyperparameters, leading us to test OTE extraction models with these settings only. Only three fully fine-tuned models showed marginally higher performance: QARiB by 0.2884%, Arabic BERT by 0.1939%, and CAMELBER-Mix by 0.1453% accuracy (see Table A.22).

⁴<https://optuna.org/>

5.4. Domain Adaptation: Setup

5.4.1. Full Fine-tuning

We selected the three highest-performing Arabic BERT models for domain adaptation, including CAMELBERT-MSA, QARiB, and MARBERTv2 (see Tables A.23 and A.24). We then continued pre-training these models using MLM with a duplication factor of 10, whole-word masking at a 15% rate, a batch size of 32, and a learning rate of 2.00E-05. We used Optuna to determine the number of epochs, considering more epochs for smaller datasets to balance dataset sizes. Experiments were conducted with in-domain (HARD), out-of-domain (LABR), and task adaptation (SemEval-2016) datasets. Table 7 lists the number of training epochs for each model across adaptation datasets and tasks.

Table 7: Epoch counts for domain-adapted models by dataset. Each model is listed with task-specific epochs in the format: Model (ASC: Epochs, OTE: Epochs).

Dataset	Number of Epochs
HARD	CAMELBERT-MSA (ASC: 14, OTE: 9)
	QARiB (ASC: 10, OTE: 5)
	MARBERTv2 (ASC: 6, OTE: 7)
LABR	CAMELBERT-MSA (ASC: 14, OTE: 8)
	QARiB (ASC: 4, OTE: 20)
	MARBERTv2 (ASC: 24, OTE: 23)
SemEval-2016 Hotel Reviews	CAMELBERT-MSA (ASC: 28, OTE: 39)
	QARiB (ASC: 26, OTE: 8)
	MARBERTv2 (ASC: 40, OTE: 4)
HARD+SemEval-2016 Hotel Reviews	CAMELBERT-MSA (ASC: 33, OTE: 4)
	QARiB (ASC: 12, OTE: 25)
	MARBERTv2 (ASC: 7, OTE: 20)
LABR+SemEval-2016 Hotel Reviews	CAMELBERT-MSA (ASC: 26, OTE: 40)
	QARiB (ASC: 7, OTE: 7)
	MARBERTv2 (ASC: 2, OTE: 6)

5.4.2. Adapter-based Domain Adaptation

We selected CAMELBERT-MSA as the base model for adapter domain adaptation due to its superior performance in full fine-tuning experiments. We then continued pre-training it using a masked language model with a Pfeiffer invertible language adapter, a learning rate of 5.00E-05, and batch sizes of 64 and 128. To determine the optimal number of epochs, we evaluated accuracy and perplexity. Perplexity in MLM measures

a model’s proficiency in accurately predicting masked tokens within a text sequence. Lower perplexity values indicate better predictive performance and a more robust understanding of the linguistic context. For the HARD dataset, we used 10% of the data as the validation set, and for SemEval, we used 20%. Our results indicated that increasing the number of epochs improved accuracy and reduced perplexity. Thus, we used 50 epochs for in-domain adaptation with the HARD dataset and 400 epochs for the smaller SemEval dataset. Table 8 presents the hyperparameters and performance metrics for language model adapters across datasets, including perplexity.

We fine-tuned the adapters (task or language-task stacked) for 20 epochs with a batch size of 32 and a learning rate of 1e-4. For fused adapter models, we used the same settings except for a learning rate of 5e-5. Following Focal Loss research guidelines, we explored gamma values from 1 to 5 and tested class weights with constants varying from 0.1 to 0.9.

Table 8: Hyperparameters and Performance Metrics for Language Model Adapters across Datasets. The highest validation accuracy is highlighted in **bold**.

Batch Size	Epochs	Validation Accuracy	Perplexity
HARD Dataset			
64	20	57.18%	9.90
128	50	58.30%	9.11
SemEval-2016 Hotel Reviews			
64	20	49.29%	15.72
64	100	50.70%	13.92
128	400	52.53%	13.45

5.4.3. Evaluation and Significance Testing

We computed the average performance across three runs in each experiment and performed a t-test to evaluate statistical significance against the model without domain adaptation. The null hypothesis (H0) states that domain and task adaptive pre-training does not affect performance relative to the baseline (No-DAPT), while the alternative hypothesis (H1) claims that it either improves or decreases performance.

5.5. Results: Domain Adaptation with Full Fine-tuning

We evaluated single and sentence-pair BERT input formats for ASC across the three selected models. The sentence-pair format, which includes both the review text and the aspect as separate inputs, demonstrated better performance in two of the three models, leading us to adopt this format for subsequent experiments (see Tables A.24 and No-DAPT in 9).

After analyzing the results of task and domain adaptive pre-training, as presented in Tables 9 and 10, we observed that for the ASC task, the In-DAPT models outperformed other domain adaptation settings such as TAPT, Out-DAPT, and No-DAPT in terms of both accuracy and macro-F1. Regarding the OTE extraction task, both In-DAPT+TAPT QARiB and MARBERTv2 outperformed other settings, while In-DAPT CAMELBERT-MSA achieved the highest results.

The CAMELBERT-MSA model has consistently demonstrated superior performance in the ASC task compared to MARBERTv2 and QARiB in terms of both accuracy and macro-F1. Specifically, the In-DAPT and In-DAPT+TAPT versions of CAMELBERT-MSA have achieved the highest performance in ASC, with the In-DAPT maximum accuracy at 89.67% and macro-F1 of 75.16%, and an average of 88.26% accuracy and 73.77% macro-F1. Even the baseline No-DAPT CAMELBERT-MSA model has proven to be more effective than other models in terms of average accuracy and macro-F1. Regarding the OTE extraction task, In-DAPT CAMELBERT-MSA has outperformed all QARiB and MARBERTv2 models, exhibiting a micro-F1 score of 77.02%.

Figures 4 and 5 show percentage differences in max run accuracy, macro-F1, and micro-F1 compared to the No-DAPT baseline for ASC and OTE tasks. For ASC, CAMELBERT-MSA and QARiB with In-DAPT achieved the highest accuracy gains (0.69% and 1.46%, respectively). For macro-F1, only In-DAPT CAMELBERT-MSA and MARBERTv2 showed improvements, while QARiB generally decreased, except for TAPT. CAMELBERT-MSA and QARiB showed the greatest micro-F1 improvement on OTE, with CAMELBERT-MSA (In-DAPT) leading at 0.67% and QARiB (In-DAPT+TAPT) at

0.48%. MARBERTv2 had the smallest gains, with 0.54% in accuracy on ASC and 0.31% in micro-F1 on OTE (In-DAPT+TAPT).

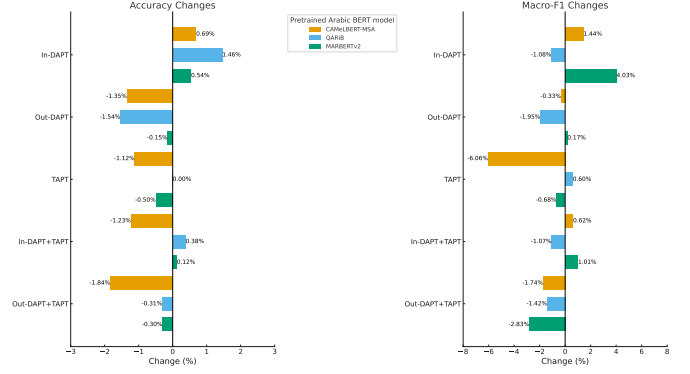


Figure 4: Accuracy and Macro-F1 Change for pre-trained Arabic BERT models after domain adaptation for aspect-sentiment classification. The zero line represents the baseline without domain adaptation (No-DAPT). Bars indicate percentage changes, with positive values representing improvements and negative values representing declines.

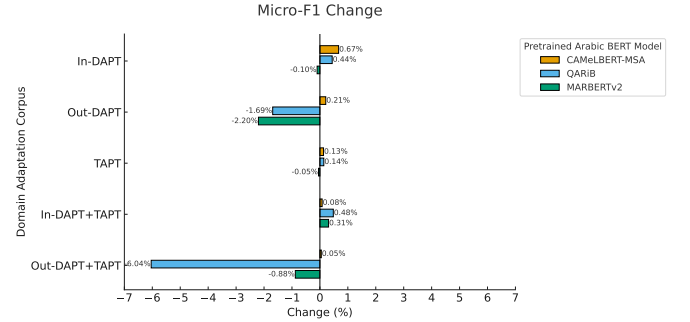


Figure 5: Micro-F1 Change for pre-trained Arabic BERT models after domain adaptation for OTE extraction. The zero line represents the baseline without domain adaptation (No-DAPT). Bars indicate percentage changes, with positive values representing improvements and negative values representing declines.

For OTE extraction, we tested In-DAPT CAMELBERT-MSA with two popular sequence labelling classifiers: Softmax and CRF. These classifiers were enhanced by incorporating varying numbers of recurrent neural network layers, including Bi-LSTM and Bi-GRU. As summarized in Table 11, the Softmax classifier alone obtained the highest performance in F1-score (maximum 77.02%, average 76.47%) and precision (maximum 79.05%, average 78.46%). However, models with Bi-LSTM, Bi-GRU, or CRF classifiers achieved higher recall, with

a single-layer Bi-GRU followed by Softmax achieving the highest recall (maximum 79.85%, average 79.19%).

5.6. Results: Domain Adaptation with Adapters Fine-tuning

Freezing all layers except the classification layer resulted in suboptimal performance, as detailed in Tables A.24 and A.23. Although fully fine-tuning all model parameters improved performance, the gains were not statistically significant when applied to domain-adapted models, as shown in Tables 9 and 10. To address this, we employ adapters as a more efficient alternative for fine-tuning, which requires fewer task-specific parameter updates. Furthermore, we utilized adapter fusing to enable parameter sharing between ASC and OTE tasks.

The adapter type with the highest performance varied for both ASC and OTE. For ASC (Table 12), Pfeiffer (No-DAPT) achieved the highest accuracy (87.52%), while Houlsby (No-DAPT) had the highest average (87.39%). The highest macro-F1 score was achieved by Parallel (73.64%), with Pfeiffer TAPT stacked adapters achieving the highest average (71.82%). For OTE (Table 13), Houlsby with In-DAPT led both maximum and average F1 scores (76.31% and 76.11%). The lowest scores were recorded by Parallel for ASC (87.40% accuracy) and Pfeiffer for OTE (75.87% F1).

Figures 6 and 7 illustrate the effects of stacking domain-adapted language adapters (In-DAPT, TAPT) with task adapters compared to baseline task adapters alone. In the case of ASC, accuracy decreased across all configurations, with Pfeiffer showing the largest decrease (-0.58%), while macro-F1 scores improved significantly for Houlsby (+3.24%) and Parallel (+1.72%), except for a decrease observed with Pfeiffer (-1.29%). For OTE, micro-F1 showed slight improvements with In-DAPT, particularly for Houlsby (+0.36%), whereas TAPT generally resulted in minimal or negative changes.

5.7. Full Fine-tuning vs. Adapter Fine-tuning

Figures 8 and 9 compare the performance of full fine-tuning and adapter fine-tuning for CAMELBER-MSA for ASC and OTE tasks across In-DAPT, TAPT, and baseline No-DAPT settings. For ASC, accuracy was consistently higher with full

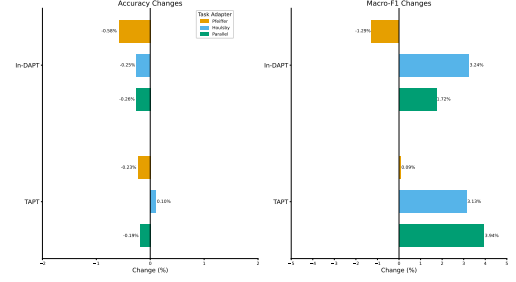


Figure 6: Accuracy and Macro-F1 change for CAMELBER-MSA with domain adaptation (In-DAPT, TAPT) using adapters for aspect-sentiment classification. The zero line represents the baseline task adapter without domain adaptation. Bars indicate percentage changes: positive for improvements and negative for declines.

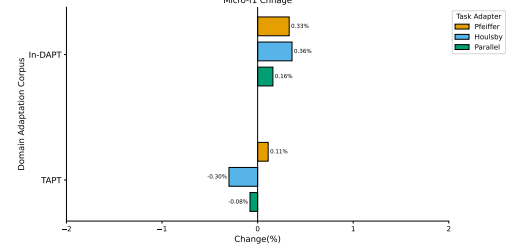


Figure 7: Micro-F1 change for CAMELBER-MSA with domain adaptation (In-DAPT, TAPT) using adapters for OTE extraction. The zero line represents the baseline task adapter without domain adaptation. Bars indicate percentage changes: positive for improvements and negative for declines.

fine-tuning across all settings, with the largest margin in In-DAPT (+2.53%), followed by No-DAPT (+1.46%) and TAPT (+0.65%). Macro-F1 scores improved significantly for adapters in TAPT (+6%), while full fine-tuning performed better in In-DAPT (+3.53%) and No-DAPT (+1.64%). For OTE, micro-F1 showed minimal differences, with full fine-tuning leading by +0.71% in both In-DAPT and TAPT, and +0.40% in No-DAPT.

5.8. Performance-Efficiency Trade-offs

Figures 10 and 11 compare fine-tuning techniques: feature extraction, adapter fine-tuning, and full fine-tuning for ASC (accuracy) and OTE (micro-F1).

For ASC, full fine-tuning (89.67%, 109.084M parameters) outperforms feature extraction (84.17%, 0.002M) and Pfeiffer adapter (87.52%, 1.487M). Pfeiffer adapters reduce param-

Table 9: Domain-Adapted Performance Metrics for Aspect Sentiment Classification with Full Fine-Tuning Across CAMELBER-MSA, QARiB, and MARBERTv2. The highest result among all models is **bold and underlined**, while the highest result for each Arabic BERT model is underlined. Significant p-values (≤ 0.05) are dashed underlined. Metrics: Acc (Accuracy), M-F1 (Macro F1), M-P (Macro Precision), M-R (Macro Recall).

Adaptation Technique	Maximum (%)				Average (%)				Variance (%)				P-value			
	Acc	M-F1	M-P	M-R	Acc	M-F1	M-P	M-R	Acc	M-F1	M-P	M-R	Acc	M-F1	M-P	M-R
CAMELBER-MSA																
No-DAPT	88.98	73.72	74.02	73.50	87.92	72.37	76.05	70.98	0.0093	0.0246	0.0590	0.0636	N/A	N/A	N/A	N/A
In-DAPT	<u>89.67</u>	<u>75.16</u>	<u>78.95</u>	73.33	<u>88.26</u>	<u>73.77</u>	<u>75.42</u>	73.03	0.0017	0.0147	0.0966	0.0054	0.54	0.29	0.28	0.19
Out-DAPT	87.63	73.39	73.76	73.09	87.15	67.19	73.57	67.09	0.0043	0.2886	0.0754	0.2715	0.49	0.17	0.47	0.16
TAPT	87.86	67.66	73.00	66.21	87.29	64.28	74.56	64.24	0.0028	0.1483	0.0272	0.0453	0.54	0.07	0.43	0.05
In-DAPT+TAPT	87.75	74.34	74.21	<u>74.47</u>	87.43	71.35	73.69	70.56	0.0012	0.0880	0.0089	0.1250	0.59	0.60	0.35	0.81
Out-DAPT+TAPT	87.14	71.98	72.62	71.48	86.83	66.48	72.92	66.15	0.0008	0.2284	0.0364	0.2139	0.11	0.12	0.30	0.09
QARiB																
No-DAPT	86.83	71.69	72.62	71.03	86.58	64.94	71.28	65.26	0.0009	0.3700	0.2164	0.2667	N/A	N/A	N/A	N/A
In-DAPT	<u>88.29</u>	70.61	<u>72.89</u>	69.47	<u>87.17</u>	65.39	<u>72.18</u>	65.47	0.0095	0.2117	0.1736	0.1215	0.37	0.81	0.15	0.89
Out-DAPT	85.29	69.74	69.59	69.91	84.90	66.40	67.91	66.34	0.0039	0.1272	0.0213	0.1517	<u>0.01</u>	0.49	0.31	0.48
TAPT	86.83	<u>72.29</u>	72.56	<u>72.17</u>	86.33	<u>68.71</u>	70.40	<u>68.86</u>	0.0035	0.2678	0.0654	0.2566	0.66	0.31	0.85	0.29
In-DAPT+TAPT	87.21	70.62	72.08	69.62	86.76	64.91	71.27	65.10	0.0017	0.2491	0.0447	0.1536	0.51	1.00	1.00	0.98
Out-DAPT+TAPT	86.52	70.27	70.03	70.53	84.28	66.01	70.17	66.84	0.0630	0.2039	0.1933	0.1919	0.22	0.51	0.27	0.39
MARBERTv2																
No-DAPT	87.40	68.32	70.76	67.34	87.12	67.65	69.63	65.48	0.0008	0.0413	0.0157	0.0275	N/A	N/A	N/A	N/A
In-DAPT	<u>87.94</u>	<u>72.35</u>	72.83	<u>71.95</u>	<u>87.39</u>	<u>70.07</u>	<u>72.62</u>	<u>70.67</u>	0.0025	0.0068	0.0030	0.0127	0.18	0.07	0.09	0.07
Out-DAPT	87.25	68.49	71.72	67.55	86.93	68.50	70.61	66.85	0.0016	0.0132	0.0170	0.0126	0.34	0.48	0.18	0.48
TAPT	86.90	67.64	71.97	66.35	86.75	67.48	69.34	64.78	0.0002	0.0505	0.0592	0.0199	0.25	0.29	0.83	0.28
In-DAPT+TAPT	87.52	69.33	<u>73.08</u>	67.96	87.35	68.46	71.43	66.42	0.0002	0.0808	0.0356	0.0448	0.23	0.73	0.42	0.71
Out-DAPT+TAPT	87.10	65.49	68.32	65.18	86.73	66.71	67.69	64.30	0.0021	0.0149	0.0112	0.0068	0.38	0.37	0.20	0.43

Table 10: Domain-Adapted Performance Metrics for Opinion Target Extraction (OTE) with Full Fine-Tuning. The highest result among all models is **bold and underlined**, while the highest result for each Arabic BERT model is underlined. Significant p-values (≤ 0.05) are dashed underlined. F1 (Micro F1), P (Precision), R (Recall).

Adaptation Technique	Maximum (%)			Average (%)			Variance (%)			P-value		
	F1	P	R	F1	P	R	F1	P	R	F1	P	R
CAMELBERT-MSA												
No-DAPT	76.35	78.58	74.23	76.20	77.88	74.65	0.0002	0.0351	0.0340	N/A	N/A	N/A
In-DAPT	<u>77.02</u>	79.05	75.09	<u>76.47</u>	78.46	74.58	0.0023	0.0048	0.0041	0.45	0.73	0.95
Out-DAPT	76.56	<u>79.72</u>	73.64	76.22	<u>79.53</u>	73.18	0.0010	0.0048	0.0070	0.93	0.30	0.20
TAPT	76.48	77.11	75.86	76.29	77.63	75.01	0.0006	0.0048	0.0056	0.61	0.81	0.78
In-DAPT+TAPT	76.43	78.63	74.36	76.32	78.79	73.99	0.0001	0.0007	0.0013	0.34	0.47	0.55
Out-DAPT+TAPT	76.40	75.89	<u>76.92</u>	76.05	76.05	<u>76.05</u>	0.0011	0.0007	0.0076	0.29	0.21	0.30
QARIB												
No-DAPT	76.31	76.94	75.69	76.09	76.78	<u>75.41</u>	0.0004	0.0015	0.0013	N/A	N/A	N/A
In-DAPT	76.75	<u>78.92</u>	74.70	<u>76.47</u>	<u>78.58</u>	74.46	0.0010	0.0020	0.0005	<u>0.06</u>	<u>0.00</u>	<u>0.04</u>
Out-DAPT	74.62	76.60	72.74	74.13	76.19	72.19	0.0022	0.0167	0.0074	<u>0.01</u>	0.38	<u>0.01</u>
TAPT	76.45	77.11	<u>75.80</u>	76.30	77.49	75.15	0.0004	0.0024	0.0069	0.45	0.10	0.72
In-DAPT+TAPT	<u>76.79</u>	78.37	75.26	76.45	78.47	74.54	0.0009	0.0006	0.0040	0.32	<u>0.01</u>	0.13
Out-DAPT+TAPT	70.27	75.76	71.48	73.06	75.59	70.70	0.0024	0.0011	0.0095	<u>0.01</u>	0.07	<u>0.01</u>
MARBERTv2												
No-DAPT	76.64	77.19	76.10	76.20	75.67	<u>76.82</u>	0.0037	0.0771	0.0306	N/A	N/A	N/A
In-DAPT	76.54	76.60	<u>76.47</u>	76.36	<u>77.54</u>	75.23	0.0005	0.0090	0.0119	0.55	0.38	0.35
Out-DAPT	74.44	73.10	75.82	74.04	74.07	74.04	0.0012	0.0090	0.0256	0.06	0.29	<u>0.00</u>
TAPT	76.59	77.45	75.75	76.39	77.29	75.52	0.0003	0.0002	0.0005	0.56	0.40	0.37
In-DAPT+TAPT	<u>76.95</u>	<u>78.63</u>	75.35	<u>76.44</u>	76.73	76.20	0.0022	0.0404	0.0135	0.47	0.27	0.21
Out-DAPT+TAPT	75.76	76.56	74.98	75.59	76.53	74.68	0.0002	0.0011	0.0011	0.21	0.68	0.21

Table 11: Performance Comparison of Classifiers for OTE extraction using In-DAPT CAMELBERT-MSA. Micro F1 (F1), precision (P), and recall (R). The best values are highlighted in **bold**.

Classifier	Maximum (%)			Average (%)			Variance (%)			P-value		
	F1	P	R	F1	P	R	F1	P	R	F1	P	R
Softmax	77.02	79.05	75.09	76.47	78.46	74.58	0.0023	0.0048	0.0041	N/A	N/A	N/A
1-Layer BiLSTM + Softmax	76.57	74.89	78.33	75.90	74.22	77.66	0.0061	0.0047	0.0080	0.34	0.03	0.01
2-Layer BiLSTM + Softmax	75.95	76.41	76.60	75.64	75.18	76.12	0.0014	0.0159	0.0032	0.06	0.01	0.12
1-Layer BiGRU + Softmax	76.67	75.12	79.85	76.41	73.83	79.19	0.0005	0.0125	0.0065	0.89	0.02	0.00
2-Layer BiGRU + Softmax	76.34	75.83	78.54	76.03	74.26	77.92	0.0014	0.0204	0.0086	0.30	0.03	0.00
CRF	76.23	74.90	79.64	76.08	74.19	78.09	0.0002	0.0140	0.0191	0.38	0.01	0.06
1-Layer BiLSTM + CRF	76.38	74.34	78.79	75.76	74.12	77.47	0.0038	0.0004	0.0202	0.06	0.01	0.08
2-Layer BiLSTM + CRF	76.12	77.28	79.30	75.90	74.70	77.23	0.0011	0.0679	0.0464	0.17	0.10	0.11
1-Layer BiGRU + CRF	76.35	75.34	77.45	76.18	75.32	77.07	0.0003	0.0000	0.0016	0.42	0.02	0.05
2-Layer BiGRU + CRF	76.49	74.90	79.13	76.24	74.40	78.19	0.0015	0.0024	0.0165	0.43	0.01	0.01

Table 12: Aspect Sentiment Classification Adapter Performance Metrics. The highest result among all models is **bold and underlined**, while the highest result for each adapter model is underlined. Significant p-values (≤ 0.05) are dashed underlined. Acc (Accuracy), M-F1 (Macro F1), M-P (Macro Precision), M-R (Macro Recall).

Adaptation Technique	Maximum (%)				Average (%)				Variance (%)				P-value			
	Acc	M-F1	M-P	M-R	Acc	M-F1	M-P	M-R	Acc	M-F1	M-P	M-R	Acc	M-F1	M-P	M-R
Pfeiffer																
Task Adapter	<u>87.52</u>	72.08	72.13	72.07	86.92	69.85	72.92	69.32	0.0027	0.0882	0.0304	0.1250	N/A	N/A	N/A	N/A
In-DAPT Lang+ Task Stacked Adapter	86.94	70.79	71.79	70.16	86.75	70.23	72.58	69.11	0.0003	0.0029	0.0402	0.0095	0.50	0.85	0.43	0.91
TAPT Lang+ Task Stacked Adapter	87.29	<u>72.17</u>	<u>73.38</u>	71.22	<u>87.14</u>	<u>71.82</u>	<u>73.16</u>	<u>70.95</u>	0.0002	0.0029	0.0005	0.0035	0.43	0.40	0.82	0.53
Houlsby																
Task Adapter	87.39	68.39	73.02	67.14	<u>87.39</u>	<u>67.27</u>	74.44	66.27	0.0000	0.0212	0.0241	0.0124	N/A	N/A	N/A	N/A
In-DAPT Lang+ Task Stacked Adapter	87.14	71.63	73.01	<u>70.71</u>	87.05	67.11	74.52	66.46	0.0001	0.1673	0.0369	0.1422	<u>0.00</u>	0.94	0.92	0.93
TAPT Lang+ Task Stacked Adapter	<u>87.49</u>	<u>71.52</u>	<u>75.10</u>	70.03	87.25	67.11	<u>75.90</u>	<u>66.60</u>	0.0007	0.1732	0.0401	0.0954	0.54	0.96	0.52	0.90
Parallel																
Task Adapter	<u>87.40</u>	69.70	71.71	68.75	<u>87.05</u>	66.31	73.67	65.86	0.0027	0.1044	0.0440	0.0672	N/A	N/A	N/A	N/A
In-DAPT Lang+ Task Stacked Adapter	87.14	71.42	71.04	71.94	86.64	<u>68.12</u>	<u>74.63</u>	<u>68.10</u>	0.0059	0.2314	0.2315	0.2038	0.59	0.43	0.67	0.44
TAPT Lang+ Task Stacked Adapter	87.21	<u>73.64</u>	<u>72.69</u>	<u>75.19</u>	86.53	65.29	68.05	66.53	0.0035	0.5641	0.8603	0.5787	0.19	0.86	0.33	0.91

Table 13: Opinion Target Expression extraction Adapters Performance Results. The highest result among all models is **bold and underlined**, while the highest result for each adapter model is underlined. Significant p-values (≤ 0.05) are dashed underlined. F1 (Micro F1), P (Precision), R (Recall).

Adaptation Technique	Maximum			Average			Variance			P-value		
	F1	P	R	F1	P	R	F1	P	R	F1	P	R
Pfeiffer												
Task Adapter	75.54	75.04	76.04	75.23	75.35	75.11	0.0008	0.0059	0.0088	N/A	N/A	N/A
In-DAPT Lang+ Task Stacked Adapter	<u>75.87</u>	75.63	76.11	<u>75.74</u>	76.21	75.31	0.0002	0.0201	0.0233	0.09	0.52	0.87
TAPT Lang+ Task Stacked Adapter	75.65	76.01	75.28	75.33	75.96	74.72	0.0008	0.0079	0.0119	<u>0.05</u>	0.59	0.70
Houlsby												
Task Adapter	75.95	77.15	74.79	75.58	76.48	74.72	0.0011	0.0052	0.0035	N/A	N/A	N/A
In-DAPT Lang+ Task Stacked Adapter	<u>76.31</u>	77.07	75.57	<u>76.11</u>	76.81	75.42	0.0005	0.0035	0.0069	0.25	0.12	0.30
TAPT Lang+ Task Stacked Adapter	75.65	76.48	74.83	75.57	76.03	75.15	0.0001	0.0135	0.0109	0.97	0.61	0.68
Parallel												
Task Adapter	75.85	75.30	76.42	<u>75.68</u>	75.94	75.44	0.0003	0.0142	0.0205	N/A	N/A	N/A
In-DAPT Lang+ Task Stacked Adapter	<u>76.01</u>	76.22	75.81	75.52	75.89	75.16	0.0053	0.0043	0.0066	0.78	0.93	0.82
TAPT Lang+ Task Stacked Adapter	75.77	77.11	74.47	75.52	75.28	75.80	0.0007	0.0250	0.0142	0.60	0.10	0.37

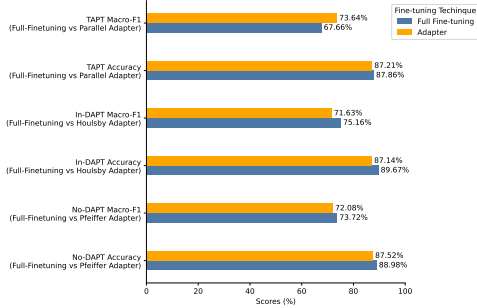


Figure 8: Comparison of accuracy and macro-F1 scores for aspect-sentiment classification using CAMELBERT-MSA with full fine-tuning vs. adapters in different adaptation settings (In-DAPT, TAPT, No-DAPT).

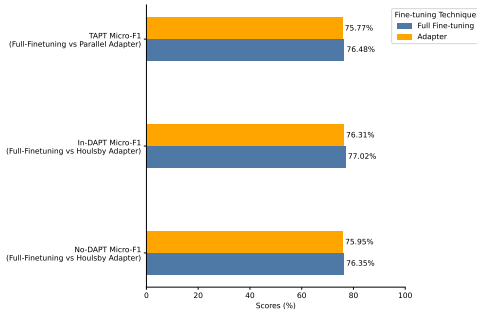


Figure 9: Comparison of micro-F1 scores for opinion target extraction using CAMELBERT-MSA with full fine-tuning vs. adapters in different adaptation settings (In-DAPT, TAPT, No-DAPT).

ters by 98.6% with only a 2.15% accuracy loss. Similarly, for OTE, full fine-tuning leads with 77.02% micro-F1 (108.493M parameters), followed by Housby adapters (76.31%, 2.413M), which cut parameters by 97.8% with just a 0.89% performance drop. Although feature extraction is the most parameter-efficient method (0.002M), it sacrifices performance, with drops of 5.5% and 8.5% for ASC and OTE, respectively, compared to full fine-tuning. Adapters, on the other hand, balance efficiency and performance, achieving competitive results with far fewer trainable parameters.

5.9. Adapter Fusion

Adapters improve computational efficiency by reducing the number of trainable parameters. However, none of the adapters achieves higher performance than the fully fine-tuned In-DAPT CAMELBERT-MSA. As highlighted in the literature, parameter

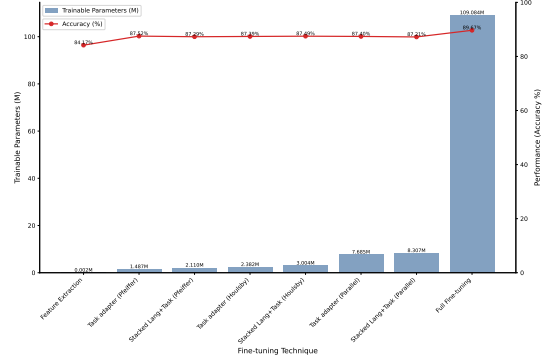


Figure 10: Trainable parameters (M) vs. Accuracy for aspect-sentiment classification using CAMELBERT-MSA. Compares full fine-tuning, feature extraction, and adapters (task (No-DAPT), In-DAPT, TAPT).

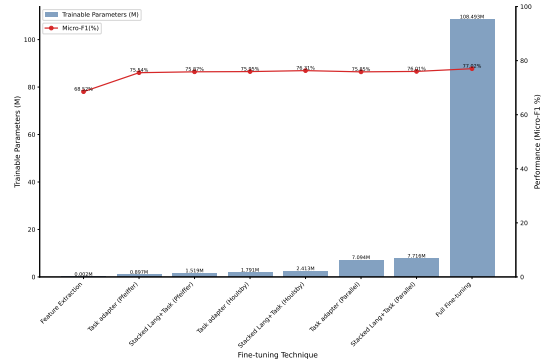


Figure 11: Trainable parameters (M) vs. Micro-F1 for OTE extraction using CAMELBERT-MSA. Compares full fine-tuning, feature extraction, and adapters (task (No-DAPT), In-DAPT, TAPT).

sharing between OTE extraction and ASC tasks is essential due to their strong correlation (He et al., 2019; Yang et al., 2021). Therefore, we used adapter fusion (Pfeiffer et al., 2021), which allows parameter sharing across tasks while maintaining computational efficiency. It achieves this by freezing task-specific adapters and the pre-trained model parameters, while adding only fusion parameters that learn to integrate adapter outputs. This approach optimizes the target task’s performance by leveraging relevant knowledge.

As shown in Table 14 and Figure 12, independent adapters outperformed fused adapters for both ASC and OTE tasks. For ASC, the parallel fused adapter achieved the highest maximum and average accuracy, with values of 88.06% and 87.43%, respectively. For OTE, the fused Pfeiffer adapter yielded the high-

est F1-score of 74.59%.

5.10. Effects of Imbalance Mitigation (Results)

Focal loss with a gamma value of 2, combined with inverse frequency class weighting with an added constant (0.5 for OTE and 0.8 for ASC), achieved the best performance for both tasks using the In-DAPT CAMeLBER-MSA. As shown in Table 15 and Figure 13, this approach achieved the highest accuracy for ASC, with a maximum of 89.86% and an average of 89%. Compared to cross-entropy without class weighting, this reflects a slight accuracy improvement from 89.67% (+0.19%) and a substantial increase in macro-F1 from 75.16% to 78.63% (+3.47%). Recall showed the most significant gain, rising from 73.33% to 78.67% (+5.34%), while precision saw a minor decrease from 78.95% to 78.59% (-0.36%). For OTE, the impact was mixed. While focal loss decreased the micro-F1 from 77.02% to 76.42% (-0.60%), recall improved significantly from 75.09% to 78.84% (+3.75%). However, precision dropped from 79.05% to 74.15% (-4.90%), indicating that the model adjusted its threshold to favor recall. The p-value in Table 15 confirms the statistical significance of these changes.

5.11. Benchmarking Against Existing Models

This section provides a summary of deep-learning models for ASC and OTE extraction evaluated on the Arabic SemEval-2016 hotel review dataset. It also includes summary tables comparing our models in different settings with other deep learning models tested on the same dataset for the extraction tasks ASC and OTE.

5.11.1. Aspect-Sentiment Classification

INSIGHT-1 (Ruder et al., 2016b): employed a convolutional neural network (CNN) that takes the concatenation of both aspect category and sentence word embedding as input.

H-LSTM (Ruder et al., 2016a): employed a multi-layer Bi-LSTM for sentence and review-level representation, taking the aspect-category and sentence word embeddings as input.

RNN (Al-Smadi et al., 2018): utilized an RNN that takes word embedding as input, along with handcrafted features such

as N-grams, Part-Of-Speech (POS) tags, Named Entity Recognition (NER), and term frequency-inverse document frequency (TF-IDF).

AB-LSTM-PC (Al-Smadi et al., 2019): the authors utilized a Bi-LSTM model with an attention mechanism to create a weighted representation of input words relative to aspect terms.

IAN-Bi-GRU (Al-Dabet et al., 2021): the researchers used an interactive attention network (IAN) with Bi-GRU. The IAN interaction enables the generation of aspects and context representations that are learned interactively from each other.

MBRA (Abdelgwad et al., 2021): the researchers employed a positioned-weighted memory network consisting of multiple layers of IndyLSTM and recurrent attention mechanisms.

AraBERT-linear-pair (Abdelgwad et al., 2022): The researchers utilized the AraBERT model with a task-specific linear layer that takes as input the text and explicit opinion target terms (OTE).

Dialect Normalization + Arabic-BERT (Chennafi et al., 2022): in this research, the authors used an encoder-decoder sequence-to-sequence model to convert Egyptian dialect reviews to Modern Standard Arabic (MSA). The converted text was then passed along with the opinion target term into Arabic BERT, followed by a linear classification layer.

Table 16 shows the comparison of our models in terms of accuracy to different ASC deep learning models on the SemEval-2016 Arabic hotel reviews dataset.

5.11.2. Opinion-Target Expression Extraction

RNN-Softmax (Al-Smadi et al., 2018): utilized an RNN that takes word embedding as input, along with handcrafted features such as N-grams, POS tags, NER, and TF-IDF.

Bi-LSTM-CRF (Al-Smadi et al., 2019): the researchers utilized Bi-LSTM followed by CRF, which used fastText character-level word representation.

CNN-Bi-GRU-CRF (Al-Dabet et al., 2020): the author used CNN to extract character representation, combined with word embeddings and input into the Bi-GRU layer, followed by CRF.

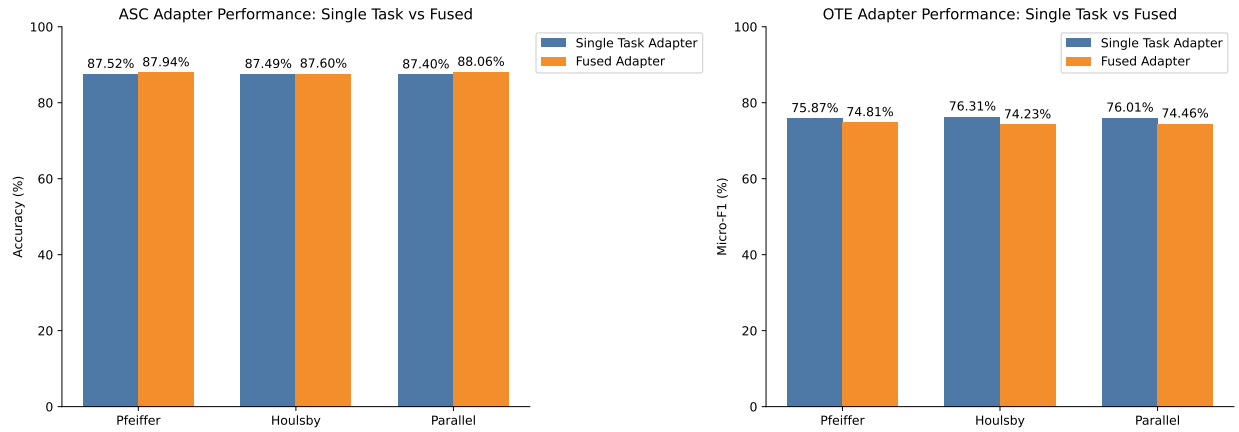


Figure 12: Comparison of single-task adapter vs. fused adapter performance. The results show the highest-performing adapters for each task (No-DAPT, TAPT, or In-DAPT) in aspect-sentiment classification (accuracy) and OTE extraction (Micro-F1) using CAMELBERT-MSA.

Table 14: Adapter Fusion Performance for Aspect Sentiment Classification and OTE Extraction. The highest result among all models is **bold**. Significant p-values (≤ 0.05) are underlined.

Adapter	Maximum (%)			Average (%)			Variance (%)			P-value						
	F1	P	R	F1	P	R	F1	P	R	F1	P	R				
Adapter Fusion OTE Extraction																
Houlsby	74.23	75.55	72.96	74.20	75.55	72.90	0.0000	0.0009	0.0011	<u>0.01</u>	0.09	0.05				
Pfeiffer	74.81	75.00	74.62	74.60	75.37	73.87	0.0004	0.0130	0.0188	0.01	0.61	0.43				
Parallel	74.46	73.19	75.77	74.26	74.13	74.42	0.0004	0.0127	0.0168	<u>0.02</u>	<u>0.01</u>	0.21				
Adapter Fusion Aspect Sentiment Classification																
Houlsby	Acc	M-F1	M-P	M-R	Acc	M-F1	M-P	M-R	Acc	M-F1	M-P	M-R	Acc	M-F1	M-P	M-R
	87.60	72.83	74.67	71.65	87.12	72.18	73.39	71.38	0.0017	0.0044	0.0124	0.0035	0.33	<u>0.04</u>	0.45	<u>0.03</u>
	87.94	74.03	75.31	73.19	86.85	72.77	72.96	72.57	0.0108	0.0142	0.0422	0.0175	0.64	0.18	0.54	0.05
	88.06	73.80	76.65	72.28	87.43	73.01	74.45	72.27	0.0049	0.0046	0.0446	0.0039	0.57	0.08	0.75	0.07

Table 15: Impact of Focal Loss on In-Domain Adapted CAMELBERT-MSA for ASC and OTE Extraction. Acc: Accuracy, M-F1: Macro F1, M-P: Macro Precision, M-R: Macro Recall, F1: Micro F1, P: Micro Precision, M-R: Micro Recall. The highest result among all models is **bold**. Significant p-values (≤ 0.05) are underlined.

Class Weight List (α)	Maximum (%)			Average (%)			Variance (%)			P-value					
	F1	P	R	F1	P	R	F1	P	R	F1	P	R			
Opinion Target Expression (OTE) Extraction															
{'O': 0.2063, 'B-OTE': 0.2641, 'I-OTE': 0.5295}	76.42	74.15	78.84	76.24	73.87	78.77	0.0005	0.0056	0.0024	0.36	<u>0.02</u>	<u>0.02</u>			
Aspect Sentiment Classification (ASC)															
{ 'Negative': 0.2779, 'Positive': 0.2601, 'Neutral': 0.4619}	Acc	M-F1	M-P	M-R	Acc	M-F1	M-P	M-R	Acc	M-F1	M-P	M-R			
	89.86	78.63	78.59	78.67	89.00	76.91	77.03	76.82	0.0058	0.0295	0.0227	0.0366	0.80	0.32	0.87

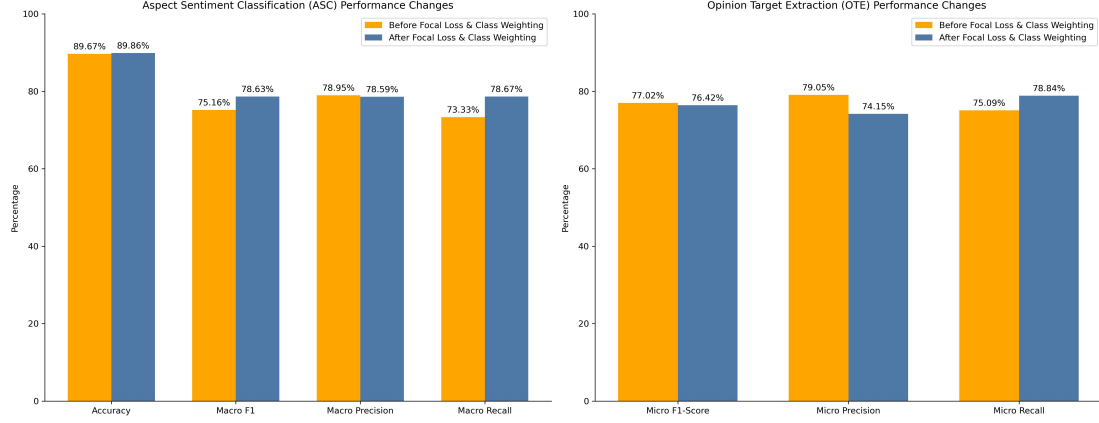


Figure 13: Comparison of performance before and after applying focal loss and class weighting for aspect-sentiment classification (accuracy, macro-F1, macro precision, macro recall) and opinion target extraction (micro-F1, micro precision, micro recall) using In-DAPT CAMELBER-MSA. The results highlight the impact of different training strategies on the model’s performance.

Table 16: Performance comparison of Aspect-Sentiment classification models on the SemEval-2016 Arabic Hotel Review Dataset. The highest accuracy is highlighted in **bold**.

Reference	Accuracy (%)
INSIGHT-1 Ruder et al. (2016b)	82.72
H-LSTM Ruder et al. (2016a)	82.90
RNN Al-Smadi et al. (2018)	87.00
AB-LSTM-PC Al-Smadi et al. (2019)	82.60
IAN-BGRU Al-Dabet et al. (2021)	87.31
MBRA Abdelgwad et al. (2021)	83.98
AraBERT-linear-pair Abdelgwad et al. (2022)	89.51
Dialect Normalization+Arabic-BERT Chennafi et al. (2022)	84.65
Ours (In-DAPT CAMELBER-MSA Full fine-tuning)	89.67
Ours (In-DAPT CAMELBER-MSA Parallel Adapters Fusion)	88.06
Ours (In-DAPT CAMELBER-MSA Full fine-tuning + Focal Loss)	89.86

ABNM (Abdelgwad et al., 2021): the researchers used an encoder–encoder with an attention mechanism between them followed by CRF.

BF-BiLSTM-CRF (Fadel et al., 2022): the authors concatenated Arabic Flair string embedding and AraBERT embedding, which fed into Bi-LSTM layers followed by CRF.

Table 17 shows the comparison of our models in terms of micro-F1 to different OTE extraction deep learning models on the SemEval-2016 Arabic hotel reviews dataset.

Table 17: Performance comparison of Opinion Target Expression Extraction models on the SemEval-2016 Arabic Hotel Review Dataset. The highest F1 score is highlighted in **bold**.

Reference	F1 Score (%)
RNN-Softmax Al-Smadi et al. (2018)	48.00
Bi-LSTM-CRF Al-Smadi et al. (2019)	69.98
CNN-Bi-GRU-CRF Al-Dabet et al. (2020)	72.83
ABNM Abdelgwad et al. (2021)	70.67
BF-BiLSTM-CRF Fadel et al. (2022)	79.70
Ours (In-DAPT CAMELBER-MSA Full fine-tuning)	77.02
Ours (In-DAPT CAMELBER-MSA Lang+Task Stacked Adapter)	76.31
Ours (In-DAPT CAMELBER-MSA Full fine-tuning + Focal Loss)	76.42

6. Discussion

6.1. Overview of Findings and Fine-tuning Strategy

Our study examined how domain-adaptive and task-adaptive pre-training affect Arabic ABSA tasks, specifically ASC and OTE extraction. Using Arabic hotel reviews, we tested several pre-trained Arabic BERT models and fine-tuning strategies. The results showed that CAMELBER-MSA, QARiB, and MARBERTv2 outperformed other Arabic BERT models. Several factors may explain their strong performance. For example, CAMELBER-MSA is trained only on MSA data, which enhances its ability to represent this dialect. This is especially relevant since MSA makes up 65% of the SemEval-2016 Arabic hotel reviews dataset (see Figure 2). On the other hand, QARiB and MARBERTv2 benefit from more vast and mixed

datasets, including various dialects, providing a more comprehensive linguistic exposure. Their performance is further improved by undergoing a larger number of training iterations and using larger vocabulary dictionaries (see Table A.20).

Notably, the fully fine-tuned Arabic BERT models outperformed those that used BERT as a feature extractor with all layers frozen. Thus, we conducted our subsequent experiments using full fine-tuning and adapters. These results suggest that pre-trained model parameters updates are necessary for these models to accurately comprehend ABSA tasks, which aligns with the findings of Abdelgwad et al. (2022) and Fadel et al. (2022).

6.2. Effects of Domain- and Task-Adaptive Pre-training

The results show that for ASC, all three Arabic BERT models with In-DAPT outperform TAPT, Out-DAPT, and No-DAPT in both accuracy and macro-F1. In OTE extraction, In-DAPT+TAPT achieves the best performance for QARiB and MARBERTv2. Notably, across all adaptation settings, In-DAPT CAMELBERT-MSA outperformed both QARiB and MARBERTv2 in both tasks, demonstrating its effectiveness in domain adaptation.

The strong performance of CAMELBERT-MSA might be linked to two factors. First, CAMELBERT-MSA is pre-trained on MSA, which constitutes the largest portion of SemEval-2016 and HARD datasets (see Figure 2). Second, CAMELBERT-MSA has the fewest learnable parameters among the tested Arabic BERT pre-trained models, which makes it less prone to overfitting (see Table A.20).

CAMELBERT-MSA with In-DAPT achieved the highest improvement over the baseline No-DAPT, with an accuracy increase of 0.69% and a Macro-F1 increase of 6.44% in ASC, and a Micro-F1 increase of 0.67% in OTE. This improvement may be attributed to CAMELBERT-MSA’s low vocabulary overlap (7%–9%) with the HARD and SemEval-2016 Arabic hotel review datasets (Figure 3). This observation aligns with the heuristic proposed by Gururangan et al. (2020), suggesting that lower vocabulary overlap allows models to benefit

more from domain adaptation by learning essential, previously unseen domain-specific vocabulary.

6.3. Out-of-Domain TAPT/OutDAPT and Domain Relevance

The impact of adaptive pre-training with Out-DAPT and Out-DAPT+TAPT corpora significantly reduced the performance of CAMELBERT-MSA, QARiB, and MARBERTv2 across both tasks compared to baseline No-DAPT. This aligns with the findings of Gururangan et al. (2020), highlighting the effectiveness of using in-domain data for adaptive pretraining. Unlike the findings of Gururangan et al., where TAPT improved performance in the review-level sentiment analysis, our results indicated a decline in the ASC task. This decrease may be attributed to data imbalance or the limited size of the TAPT corpus, as evidenced by a more significant drop in macro-F1 compared to accuracy (see Figure 4). In contrast, for OTE extraction, TAPT improved performance for all models except MARBERTv2, which experienced only a slight reduction. This suggests that OTE extraction is more sensitive to domain relevance than sentiment classification, aligning with the observations by Xu et al. (2019, 2020).

6.4. Corpus Size vs. Domain Relevance (Ablation)

To determine whether the superior performance of In-DAPT was due to domain relevance rather than corpus size, we performed adaptive pre-training on subsamples of the In-DAPT corpus, matching the sizes of the TAPT and Out-DAPT datasets (4,248 and 60,084 samples, respectively). At the same sample size, ASC (see Figure 14), both TAPT and Out-DAPT outperformed In-DAPT. This suggests that even out-of-domain adaptive pretraining can be beneficial due to cross-domain sentiment similarities. However, for OTE extraction, only TAPT outperformed In-DAPT, while Out-DAPT underperformed In-DAPT, indicating that domain relevance is crucial, as OTE terms vary by domain Xu et al. (2019, 2020). Notably, the largest In-DAPT corpus, with 399,839 samples, achieved the best overall performance, suggesting that while domain relevance is important—especially for domain-sensitive tasks like OTE extrac-

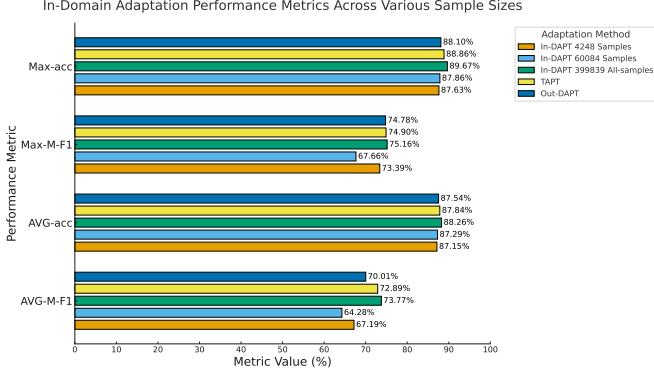


Figure 14: Comparison of average and maximum accuracy, and macro F1 scores for aspect-sentiment classification across in-domain models (In-DAPT 4248, 60084, 399839 samples), TAPT, and Out-DAPT.

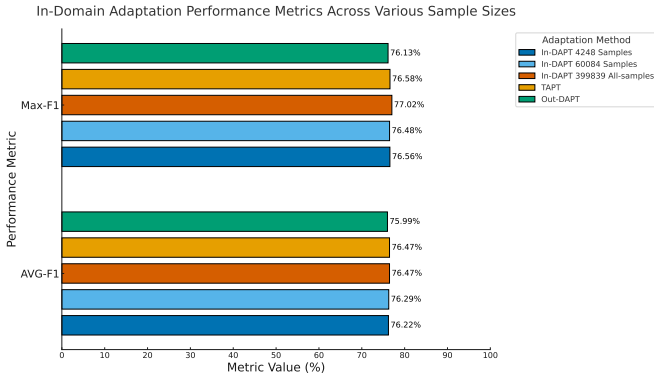


Figure 15: Comparison of average and maximum micro F1 scores for opinion target extraction across in-domain models (In-DAPT 4248, 60084, 399839 samples), TAPT, and Out-DAPT.

tion—, increasing corpus size can also improve performance in both tasks.

6.5. Statistical Significance and Training Choices

Our results show that In-DAPT techniques led to performance improvements in both ASC and OTE extraction, but these gains were not statistically significant (p-values: 0.18–0.54 for accuracy, 0.07–0.81 for macro-F1 in ASC; 0.06–0.55 for micro-F1 in OTE). This is likely due to the small, imbalanced end-task dataset, which limits model generalization. To address this, we employed adapter-based fine-tuning, class weighting, and focal loss. For OTE, we also experimented with CRF, BiLSTM, and BiGRU layers in the CAMELBER-MSA model. Although these configurations did not improve overall F1, the BiGRU+Softmax setup increased

recall to 79.85%, improving span detection at the expense of precision.

6.6. Adapters, Fusion, and Loss Functions

For OTE extraction, In-DAPT significantly improved performance, while most TAPT adapters had a negative impact, contradicting the CAMELBER-MSA TAPT’s slight performance gain.

Figure 6 shows that combining In-DAPT or TAPT language adapters with task adapters results in lower accuracy on the ASC task compared to using task adapters alone (No-DAPT). However, most models achieved higher macro-F1 scores, except for In-DAPT with the Pfeiffer adapter, suggesting better performance across all classes. This indicates that domain-adapted models may improve the balance of classes.

In the OTE task (Figure 7), In-DAPT adapters improved performance, likely because they helped the model better understand domain-specific expressions. However, most TAPT adapters led to lower performance than No-DAPT. These findings partly contrast with full fine-tuned TAPT CAMELBER-MSA’s, which showed a slight improvement (Figure 5).

Our findings show that adapter fusion outperforms single-task adapters in the ASC task; however, it decreased performance in the OTE extraction task (see Figure 12). A possible reason for this could be that ASC benefits from shared representations that utilize broader contextual knowledge, improving the accuracy of the classification. In contrast, OTE tasks depend on task-specific features that can be negatively affected by generalized representations and feature dilution introduced through multi-task learning, as noted in previous research (Yang et al., 2021; Varia et al., 2023).

Integrating focal loss and class weighting improved sensitivity to minority classes, particularly improving recall for both ASC and OTE extraction tasks, achieving the highest accuracy of 89.86% on the ASC task (see Figure 13). Although precision slightly decreased, this deliberate trade-off prioritized recall is crucial for imbalanced datasets. These results demonstrate the efficacy of advanced loss functions and weighting techniques in

handling skewed class distributions.

6.7. Comparison to Prior Work

Our two top-performing ASC models, based on In-DAPT CAMELBERT-MSA and optimized with focal and cross-entropy losses, outperform previous deep learning approaches on the SemEval-2016 Arabic Hotel Reviews dataset. AraBERT-linear-pair by Abdelgwad et al. (2022) follows closely with an accuracy of 89.51%, which is 0.35% and 0.16% lower than our models. Unlike their approach, which uses explicit OTE-review pairs as BERT inputs and excludes implicit aspects, our models leverage aspect-category-review pairs. This enables us to address both explicit and implicit aspects, which are commonly found in user reviews. Unlike many previous models, our approach does not add additional layers or components beyond the base transformer. We fine-tune the pretrained model directly, without applying complex architectures such as memory networks (Abdelgwad et al., 2021) or attention-based interaction modules (Al-Dabet et al., 2021). Even with this simpler setup, our models outperform MBRA (Abdelgwad et al., 2021), IAN-BiGRU (Al-Dabet et al., 2021), and earlier CNN-, RNN-, and BiLSTM-based models (Ruder et al., 2016b,a; Al-Smadi et al., 2018, 2019; Chennafi et al., 2022).

For the OTE extraction task, our best model based on full fine-tuning of In-DAPT CAMELBERT-MSA ranks second to the BF-BiLSTM-CRF model (Fadel et al., 2022), while our adapter-based variants still achieve higher performance than models such as CNN-BiGRU-CRF (Al-Dabet et al., 2020), ABNM (Abdelgwad et al., 2021), BiLSTM-CRF (Al-Smadi et al., 2019), and RNN-Softmax (Al-Smadi et al., 2018). These results highlight the importance of contextualized embeddings adapted to the domain and balanced loss functions for enhanced performance in Arabic ABSA.

6.8. Error Analysis

To investigate the limited performance of our model, we analyzed predictions from the best-performing In-DAPT CAMELBERT, focusing on cases where predictions did not match the

correct labels in the ASC and OTE tasks. We then analyzed the 50 samples with the highest loss, as computed by the model’s loss function, to identify where the model struggled and why.

We used the *Transformers Interpret* library⁵—an explainability tool for Hugging Face Transformers built on PyTorch’s Captum—and applied Integrated Gradients (IG) to identify which words most influenced misclassifications. We chose IG because it is based on well-established theoretical principles: *Sensitivity*, which ensures that important input features receive non-zero attribution, and *Implementation Invariance*, which guarantees consistent attributions across models with identical behavior, regardless of internal differences (Sundararajan et al., 2017).

6.8.1. Aspect Sentiment Classification (ASC) (see Table 18)

The ASC model showed recurring errors. First, annotation mistakes: explicit sentiment often conflicted with the assigned labels. For example, negative terms like “قديمة” (old) and “وبالية” (dilapidated) in **Ex1** were labeled as neutral; positive expressions such as “رائعه” (wonderful) in **Ex7** and “مؤدبين” (polite) in **Ex10** were also tagged as neutral; and strongly negative words like “سيئة” (bad) in **Ex12** and “أخطاء” (mistakes) in **Ex13** were incorrectly marked as positive. Second, the model missed contrastive shifts signaled by “لكن” (but) and “ولكن” (however), leading to errors in mixed sentiment: in **Ex11**, it ignored the positive “فطور جيد” (good breakfast) after negative cues like “سيئة... باهظا” (bad... expensive), and in **Ex7** and **Ex6** it overlooked key contrasts in service and location. Third, a positivity bias gave excess weight to early positive terms (e.g., “رائع” in **Ex2**, “أجمل” in **Ex6**) while downplaying later negatives such as “بطيء” (slow) in **Ex9**. Fourth, the model misattributed sentiment across aspects: general hotel praise in **Ex2** overrode negative service feedback, and scenic location terms in **Ex6** obscured access issues. Fifth, when conflicting opinions appeared within the same aspect, it defaulted to the

⁵<https://github.com/cdpierse/transformers-interpret>

dominant tone: **Ex8** prioritized “مزعج” (annoying) over “نظيفة” (clean), **Ex11** effectively averaged opposing cues, and **Ex7** favored positive spatial descriptions over slow service. Finally, subword tokenization introduced noise: partial tokens such as “ار##” in **Ex5** and “لسفة##” in **Ex4** led to context-insensitive interpretations.

6.8.2. Opinion Target Expression (OTE) Extraction (see Table 19)

Errors in the OTE extraction model mainly stem from shallow token-level heuristics rather than syntactic and semantic analysis. The model often confused roles, misidentifying subjects or locations as targets: in **Ex1** it tagged “فريق” (team) instead of the true target “الاستقبال” (reception), and in **Ex2** and **Ex3** it treated “الحرم” (the sanctuary) and “محطة الترام” (tram station) as targets. It also over-relied on the definite article heuristic (“ال”, “the”), producing false positives such as “البلكونة” (the balcony) in **Ex6**. Multi-word expressions—especially Idafa constructions—were not handled well, as with “مستوى” (food quality) in **Ex4** and “بار الماء الساخن” (hot water bar) in **Ex5**. Morphologically rich words were over-segmented, e.g., “قذارة” (filthiness) in **Ex7** was split into meaningless sub-tokens. Finally, annotation inconsistencies added noise: “حمامات” (bathrooms) was labeled a non-target in **Ex8**, while the conjunction “و” (and) was incorrectly included as part of a target in **Ex9**.

7. Limitations

Our models achieved promising results in Arabic ABSA focused on hotel reviews, but there are different limitations to consider. First, our findings may not generalize beyond the hotel domain or to other languages. We specifically explored ASC and OTE extraction tasks separately, limiting broader applicability. Additionally, we faced challenges with computational resources, which restricted our ability to experiment with multiple pre-trained BERT models and complete hyper-parameter

tuning using Optuna. This led us to rely on pre-trained Arabic models and original BERT hyperparameters, potentially affecting the results. Finally, the scarcity of publicly available code for Arabic ABSA posed significant obstacles, forcing us to develop our own code from scratch, which consumed considerable time and resources.

8. Conclusion and Future Work

This study evaluated the impact of domain-adaptive pre-training on Arabic ABSA, focusing on ASC and OTE tasks. We explored various fine-tuning strategies on pre-trained Arabic BERT models using multiple adaptation corpora. In-DAPT CAMeLBERT-MSA achieved the highest performance, reaching 89.86% accuracy in ASC and 77.02% micro-F1 in OTE. While full fine-tuning produced the best results, adapter-based methods provided a strong trade-off between efficiency and performance.

Based on our error analysis, future work in ASC should consider integrating syntax- and semantics-enhanced GCN models—such as Syntactic Dependency GCNs (SD-GCN) or Syntactic and Semantic Enhanced GCN (SSEGCN)—to better model long-distance dependencies, aspect–opinion alignment, and contrastive cues highlighted by errors in our model (Zhao et al., 2020b; Zhang et al., 2022). For Opinion Target Expression Extraction, utilizing dependency-aware graph models like attention-based relational GCNs (ARGCN) that propagate dependency-informed attention from target to candidate spans, can handle model misclassification of irrelevant nouns and improve multi-word/Idafa span detection (Jiang et al., 2021; Pouran Ben Veyseh et al., 2020).

Future work should extend to other domains and dialects, and explore complex ABSA tasks such as triplet or quadruple extraction Zhang et al. (2021). Recent advances in instruction tuning Scaria et al. (2023) and in-context learning with large language models (LLMs)—such as AceGPT-7B, GPT-4o, and Gemini 1.5—offer promising directions for zero/few-shot adaptation to Arabic ABSA. For example, Khaled et al. (2024) has shown that AceGPT-7B achieves state-of-the-art performance

on sentence- and review-level sentiment classification tasks using a Retrieval-Augmented Generation (RAG) approach across benchmark datasets. . Moreover, future work may compare adapter variants such as Prefix-Tuning Li and Liang (2021) and

LoRA Hu et al. (2021). Finally, we encourage the development of open-source tools and datasets to improve reproducibility and accelerate progress in Arabic ABSA.

Table 18: Selected ASC examples from the 50 highest-loss cases, listing gold label (True), model prediction+probability (Predicted), attribution polarity (Attr.), IG score (Score), and token-level *Word Importance*. Highlights are Integrated Gradients attributions (Transformers Interpret/Captum): green = positive, red = negative; darker shade = stronger contribution.

Ex.	True	Predicted	Attr.	Score	Word Importance
1	neutral	negative (0.93)	negative	1.25	[CLS] جودة الغرفة غرفة من الدرجة الثانية .غرفة قديمة جدا جدا وبال ## بيته .[SEP] r ##oo ##ms qu ##al ##ity [SEP]
2	negative	positive (0.77)	positive	1.27	[CLS] هيل ## تو ## ين درم فندق رائع و مكانة قريب من خليج نعمة و خدمة الفندق أكثرمن رائعة [CLS] [SEP] s ##erv ##ice g ##eneral [SEP] خدمة الغرف بط ## بيته و لكنها مست ## جيب ## بيته ...
3	negative	positive (0.98)	positive	1.45	[CLS] الخدمة تبدو بط ## بيته ولكن المكان شا ## سع والس ## قا ## بيته دائما على استعداد لتلبية [CLS] احتياجات ## بنا .إذا سألت ## مون ## بي عما إذا كنت سأ ## عود سأ ## جيب ## كم بالطبع ، [SEP] s ##erv ##ice g ##eneral [SEP]
4	negative	positive (0.96)	positive	1.94	[CLS] والا ## فط ## بار متوسط على أفضل تقدير ،وهو فندق تجاري يعمل بف ## لسفة الرمح أولا [CLS] [SEP] h ##ote ##l price ##s [SEP]
5	neutral	positive (0.97)	positive	0.58	[CLS] [SEP] f ##ac ##il ##it ##ies g ##eneral [SEP] كما أن حمام المسباحة والا ## فط ## بار مقبول ## بان .
6	negative	positive (0.97)	positive	2.09	[CLS] جيد افضل منش ## بيته آخر ## بيته لقد قمت بزيارة جزر ومنت ## جع ## بيته آخر ## بيته في جزر المالديف في أت ## بولي الشمالية مثل منتجع سف ## ينافو ## بيته وهي اجمل و بها نوع من الخصوص ## صبة ولكن وت ## طلب الوصول اليها ركوب طائرة ما ## بيته اوالث ## اكسي [SEP] l ##oc ##ation g ##eneral [SEP]
7	neutral	positive (0.99)	positive	5.17	[CLS] أجمل إجازة إجازة رائع مع محترم وإدارة مصره محترم ## محترف ## بيته تبحث عن راحه [CLS] [SEP] s ##erv ##ice g ##eneral [SEP]
8	neutral	negative (0.98)	negative	0.79	[CLS] الغرفة نظيفة ،و بها ث ## بيته لاجه ،وتك ## بيته ف الهواء مزع ## ج بعض الشيء ،وت [CLS] [SEP] r ##oo ##ms am ##en ##it ##ies com ##for ##t [SEP]
9	negative	positive (0.91)	positive	2.30	[CLS] المص ## بيته عبط ## بيته جدا وأحيانا يتع ## بط في منتصف طريقه .. لكنه يعطيك إح [CLS] ## ساس منزلي حيث أنه يشبه منزل ## بيته كبيرا في كل طاب ## بيته ق ..الحمام ## بيته نظيفة والغ [SEP] r ##oo ##ms am ##en ##it ##ies g ##eneral [SEP]
10	neutral	positive (0.99)	positive	1.92	[CLS] فندق نظيف ## بيته ومر ## بيته ## بيته ،كما يتحدث الموظف ## بيته اللغة الإنجليزية بشكل [CLS] جيد جدا ،وقد كانوا مؤ ## بيته د ## بيته للغاية ولط ## بيته ## بيته .بالتأكيد سن ## بيته هناك مرة [SEP] h ##ote ##l cl ##e ##an ##line ##ss [SEP]
11	positive	negative (0.96)	negative	1.10	[CLS] كانت خدمات المطار مثل النقل والث ## بيته ووصل ومك ## بيته الرحلات سيئة .كما كان الطعام [CLS] ## بيته جيد جدا ،وقد كانوا مؤ ## بيته د ## بيته للغاية ولط ## بيته ## بيته .بالتأكيد سن ## بيته هناك مرة [SEP] f ##ood d ##ri ##n ##k ##s qu ##al ##ity [SEP]
12	positive	negative (0.99)	negative	2.08	[CLS] الخدمة سيئة جدا حيث يتم تنظيف ارضي ## بيته الحمام فقط اما بقية الغرف ## بيته لم تن [CLS] [SEP] f ##ac ##il ##it ##ies cl ##e ##an ##line ##ss [SEP]
13	positive	negative (0.64)	negative	-0.45	[CLS] دون المستوى في التعامل وعدم الوفاء بالو ## بيته عود مطلب كل مسافر الراحة والإست ## بيته جما ## بيته والحصول على أر ## بيته ق معاملة ومكان للن ## بيته يوم لقاء دفعة مبالغ مالية وهذا ما هو متوقع من [SEP] s ##erv ##ice g ##eneral [SEP]

- Deep bidirectional transformers for Arabic. In: Proceedings of the 59th Annual Meeting of the Association for Computational Linguistics and the 11th International Joint Conference on Natural Language Processing (Volume 1: Long Papers). Online: Association for Computational Linguistics; 2021. p. 7088–105. URL: <https://aclanthology.org/2021.acl-long.551>. doi:10.18653/v1/2021.acl-long.551.
- Akiba T, Sano S, Yanase T, Ohta T, Koyama M. Optuna: A next-generation hyperparameter optimization framework. Proceedings of the ACM SIGKDD International Conference on Knowledge Discovery and Data Mining 2019;2623–31 URL: <https://dl.acm.org/doi/10.1145/3292500.3330701>. doi:10.1145/3292500.3330701.
- Al-Dabet S, Tedmori S, Al-Smadi M. Extracting opinion targets using attention-based neural model. SN Computer Science 2020;1(5). URL: <https://doi.org/10.1007/s42979-020-00270-4>. doi:10.1007/s42979-020-00270-4.
- Al-Dabet S, Tedmori S, Al-Smadi M. Enhancing arabic aspect-based sentiment analysis using deep learning models. Computer Speech & Language 2021;69:101224. URL: <https://www.sciencedirect.com/science/article/pii/S0885230821000310>. doi:10.1016/j.csl.2021.101224.
- Al-Smadi M, Al-Ayyoub M, Al-Sarhan H, Jararweh Y. An aspect-based sentiment analysis approach to evaluating arabic news affect on readers. JUCS - Journal of Universal Computer Science 2016;22(5):630–49. URL: <https://doi.org/10.3217/jucs-022-05-0630>. doi:10.3217/jucs-022-05-0630.
- Al-Smadi M, Qawasmeh O, Al-Ayyoub M, Jararweh Y, Gupta B. Deep recurrent neural network vs. support vector machine for aspect-based sentiment analysis of arabic hotels' reviews. Journal of Computational Science 2018;27:386–93. URL: <https://www.sciencedirect.com/science/article/pii/S1877750317305252>. doi:10.1016/j.jocs.2017.11.006.
- Al-Smadi M, Talafha B, Al-Ayyoub M, Jararweh Y. Using long short-term memory deep neural networks for aspect-based sentiment analysis of arabic reviews. International Journal of Machine Learning and Cybernetics 2019;10(8):2163–75. URL: <https://doi.org/10.1007/s13042-018-0799-4>. doi:10.1007/s13042-018-0799-4.
- Almani NM. Aspect-based Sentiment Analysis for Arabic Reviews Using Deep Learning. Ph.D. thesis; University of Surrey; 2020. doi:10.15126/thesis.00852989.
- Aly M, Atiya A. LABR: A large scale Arabic book reviews dataset. In: Schuetze H, Fung P, Poesio M, editors. Proceedings of the 51st Annual Meeting of the Association for Computational Linguistics (Volume 2: Short Papers). Sofia, Bulgaria: Association for Computational Linguistics; 2013. p. 494–8. URL: <https://aclanthology.org/P13-2088>.
- Allyami S, Alhothali A, Jamal A. Systematic literature review of arabic aspect-based sentiment analysis. Journal of King Saud University - Computer and Information Sciences 2022;34(9):6524–51. URL: <https://www.sciencedirect.com/science/article/pii/S1319157822002282>. doi:10.1016/j.jksuci.2022.07.001.
- Antoun W, Baly F, Hajj H. AraBERT: Transformer-based model for Arabic language understanding. In: Proceedings of the 4th Workshop on Open-Source Arabic Corpora and Processing Tools, with a Shared Task on Offensive Language Detection. Marseille, France: European Language Resource Association; 2020. p. 9–15. URL: <https://aclanthology.org/2020.osact-1.2>.
- Bensoltane R, Zaki T. Towards arabic aspect-based sentiment analysis: a transfer learning-based approach. Social Network Analysis and Mining 2022;12:1–16. URL: <https://link.springer.com/article/10.1007/s13278-021-00794-4>. doi:10.1007/s13278-021-00794-4.
- Bensoltane R, Zaki T. Aspect-based sentiment analysis: an overview in the use of arabic language. Artificial Intelligence Review 2023;56:2325–63. URL: <https://link.springer.com/article/10.1007/s10462-022-10215-3>. doi:10.1007/s10462-022-10215-3.
- Chen P, Sun Z, Bing L, Yang W. Recurrent attention network on memory for aspect sentiment analysis. In: Palmer M, Hwa R, Riedel S, editors. Proceedings of the 2017 Conference on Empirical Methods in Natural Language Processing. Copenhagen, Denmark: Association for Computational Linguistics; 2017. p. 452–61. URL: <https://aclanthology.org/D17-1047>. doi:10.18653/v1/D17-1047.
- Chennafi ME, Bedlaoui H, Dahou A, Al-qaness MAA. Arabic aspect-based sentiment classification using seq2seq dialect normalization and transformers. Knowledge 2022;2(3):388–401. URL: <https://www.mdpi.com/2673-9585/2/3/22>. doi:10.3390/knowledge2030022.
- Devlin J, Chang MW, Lee K, Toutanova K. BERT: Pre-training of deep bidirectional transformers for language understanding. In: Proceedings of the 2019 Conference of the North American Chapter of the Association for Computational Linguistics: Human Language Technologies, Volume 1 (Long and Short Papers). Association for Computational Linguistics; 2019. p. 4171–86. doi:10.18653/v1/N19-1423.
- Do HH, Prasad P, Maag A, Alsadoon A. Deep learning for aspect-based sentiment analysis: A comparative review. Expert Systems with Applications 2019;118:272–99. URL: <https://www.sciencedirect.com/science/article/pii/S0957417418306456>. doi:10.1016/j.eswa.2018.10.003.
- El-Kilany A, Azzam A, El-Beltagy SR. Using Deep Neural Networks for Extracting Sentiment Targets in Arabic Tweets; Cham: Springer International Publishing. p. 3–15. URL: https://doi.org/10.1007/978-3-319-67056-0_1. doi:10.1007/978-3-319-67056-0_1.
- Elnagar A, Khalifa YS, Einea A. Hotel Arabic-Reviews Dataset Construction for Sentiment Analysis Applications; Cham: Springer International Publishing. p. 35–52. URL: https://doi.org/10.1007/978-3-319-67056-0_3. doi:10.1007/978-3-319-67056-0_3.
- ElSahar H, El-Beltagy SR. Building large arabic multi-domain resources for sentiment analysis. In: Gelbukh A, editor. Computational Linguistics and Intelligent Text Processing. Cham: Springer International Publishing; 2015. p. 23–34.

- Fadel AS, Saleh ME, Abulnaja OA. Arabic aspect extraction based on stacked contextualized embedding with deep learning. *IEEE Access* 2022;10:30526–35. doi:10.1109/ACCESS.2022.3159252.
- Goodfellow I, Bengio Y, Courville A. *Deep Learning*. MIT Press, 2016. URL: <http://www.deeplearningbook.org>; book website.
- Gururangan S, Marasović A, Swayamdipta S, Lo K, Beltagy I, Downey D, Smith NA. Don't stop pretraining: Adapt language models to domains and tasks. In: *Proceedings of the 58th Annual Meeting of the Association for Computational Linguistics*. Online: Association for Computational Linguistics; 2020. p. 8342–60. URL: <https://aclanthology.org/2020.acl-main.740>. doi:10.18653/v1/2020.acl-main.740.
- He J, Zhou C, Ma X, Berg-Kirkpatrick T, Neubig G. Towards a unified view of parameter-efficient transfer learning. 2022. URL: <https://arxiv.org/abs/2110.04366>. arXiv:2110.04366.
- He R, Lee WS, Ng HT, Dahlmeier D. An interactive multi-task learning network for end-to-end aspect-based sentiment analysis. In: *Proceedings of the 57th Annual Meeting of the Association for Computational Linguistics*. Florence, Italy: Association for Computational Linguistics; 2019. p. 504–15. URL: <https://aclanthology.org/P19-1048>. doi:10.18653/v1/P19-1048.
- Houlsby N, Giurigu A, Jastrzebski S, Morrone B, De Laroussilhe Q, Gesmundo A, Attariyan M, Gelly S. Parameter-efficient transfer learning for NLP. In: Chaudhuri K, Salakhutdinov R, editors. *Proceedings of the 36th International Conference on Machine Learning*. PMLR; volume 97 of *Proceedings of Machine Learning Research*; 2019. p. 2790–9. URL: <https://proceedings.mlr.press/v97/houlsby19a.html>.
- Howard J, Ruder S. Universal language model fine-tuning for text classification. In: *Proceedings of the 56th Annual Meeting of the Association for Computational Linguistics (Volume 1: Long Papers)*. Melbourne, Australia: Association for Computational Linguistics; 2018. p. 328–39. URL: <https://aclanthology.org/P18-1031>. doi:10.18653/v1/P18-1031.
- Hu EJ, Shen Y, Wallis P, Allen-Zhu Z, Li Y, Wang S, Wang L, Chen W. Lora: Low-rank adaptation of large language models. 2021. URL: <https://arxiv.org/abs/2106.09685>. arXiv:2106.09685.
- Hudson S, Thal K. The impact of social media on the consumer decision process: Implications for tourism marketing. *Journal of Travel & Tourism Marketing* 2013;30(1-2):156–60. URL: <https://doi.org/10.1080/10548408.2013.751276>. doi:10.1080/10548408.2013.751276.
- Inoue G, Alhafni B, Baimukan N, Bouamor H, Habash N. The interplay of variant, size, and task type in Arabic pre-trained language models. In: Habash N, Bouamor H, Hajj H, Magdy W, Zaghouni W, Bougares F, Tomeh N, Abu Farha I, Touileb S, editors. *Proceedings of the Sixth Arabic Natural Language Processing Workshop*. Kyiv, Ukraine (Virtual): Association for Computational Linguistics; 2021. p. 92–104. URL: <https://aclanthology.org/2021.wanlp-1.10>.
- Jabbar J, Urooj I, JunSheng W, Azeem N. Real-time sentiment analysis on e-commerce application. In: *2019 IEEE 16th International Conference on Networking, Sensing and Control (ICNSC)*. 2019. p. 391–6. doi:10.1109/ICNSC.2019.8743331.
- Jiang J, Wang A, Aizawa A. Attention-based relational graph convolutional network for target-oriented opinion words extraction. In: Merlo P, Tiedemann J, Tsarfaty R, editors. *Proceedings of the 16th Conference of the European Chapter of the Association for Computational Linguistics: Main Volume*. Online: Association for Computational Linguistics; 2021. p. 1986–97. URL: <https://aclanthology.org/2021.eacl-main.170/>. doi:10.18653/v1/2021.eacl-main.170.
- Khaled S, Mohamed EH, Medhat W. Evaluating large language models for arabic sentiment analysis: A comparative study using retrieval-augmented generation. *Procedia Computer Science* 2024;244:363–70. URL: <https://doi.org/10.1016/j.procs.2024.10.210>. doi:10.1016/j.procs.2024.10.210.
- Leevy JL, Khoshgoftaar TM, Bauder RA, Seliya N. A survey on addressing high-class imbalance in big data. *Journal of Big Data* 2018;5(1):42. URL: <https://doi.org/10.1186/s40537-018-0151-6>. doi:10.1186/s40537-018-0151-6.
- Li XL, Liang P. Prefix-tuning: Optimizing continuous prompts for generation. In: *Proceedings of the 59th Annual Meeting of the Association for Computational Linguistics and the 11th International Joint Conference on Natural Language Processing (Volume 1: Long Papers)*. Online: Association for Computational Linguistics; 2021. p. 4582–97. URL: <https://aclanthology.org/2021.acl-long.353>. doi:10.18653/v1/2021.acl-long.353.
- Lin W, Wu P, Xiao X. Boundary focal loss for class imbalanced learning. In: *2021 14th International Congress on Image and Signal Processing, BioMedical Engineering and Informatics (CISP-BMEI)*. 2021. p. 1–5. doi:10.1109/CISP-BMEI53629.2021.9624339.
- Liu B. *Sentiment Analysis and Opinion Mining*. 1st ed. Synthesis Lectures on Human Language Technologies. Springer Cham, 2012. URL: <https://doi.org/10.1007/978-3-031-02145-9>. doi:10.1007/978-3-031-02145-9; eBook published on 31 May 2022.
- Liu B. *Sentiment Analysis: Mining Opinions, Sentiments, and Emotions*. 2nd ed. Studies in Natural Language Processing. Cambridge: Cambridge University Press, 2020.
- Liu G, Huang X, Liu X, Yang A. A novel aspect-based sentiment analysis network model based on multilingual hierarchy in online social network. *The Computer Journal* 2020;63(1):410–24. doi:10.1093/comjnl/bxz031.
- Masmoudi A, Hamdi J, Belguith LH. Deep learning for sentiment analysis of tunisian dialect. *Computación y Sistemas* 2021;25:129–48. doi:10.13053/CYS-25-1-3472.
- Miaschi A, Dell'Orletta F. Contextual and non-contextual word embeddings: an in-depth linguistic investigation. In: Gella S, Welbl J, Rei M, Petroni F, Lewis P, Strubell E, Seo M, Hajishirzi H, editors. *Proceedings of the 5th Workshop on Representation Learning for NLP*. Online: Association for Computational Linguistics; 2020. p. 110–9. URL: <https://aclanthology.org/2020.rep14nlp-1.15>. doi:10.18653/v1/2020.rep14nlp-1.15.

- Noh SH. Analysis of gradient vanishing of rnns and performance comparison. *Information* 2021;12(11):442. URL: <https://www.mdpi.com/2078-2489/12/11/442>. doi:10.3390/info12110442.
- Obiedat R, Al-Darras D, Alzaghouli E, Harfoushi O. Arabic aspect-based sentiment analysis: A systematic literature review. *IEEE Access* 2021a;9:152628–4. doi:10.1109/ACCESS.2021.3127140.
- Obiedat R, Al-Darras D, Alzaghouli E, Harfoushi O. Arabic aspect-based sentiment analysis: A systematic literature review. *IEEE Access* 2021b;9:152628–4. doi:10.1109/ACCESS.2021.3127140.
- Pascanu R, Mikolov T, Bengio Y. On the difficulty of training recurrent neural networks. In: *Proceedings of the 30th International Conference on International Conference on Machine Learning - Volume 28. JMLR.org; ICML'13*; 2013. p. III–1310.
- Peters ME, Neumann M, Iyyer M, Gardner M, Clark C, Lee K, Zettlemoyer L. Deep contextualized word representations. In: *Proceedings of the 2018 Conference of the North American Chapter of the Association for Computational Linguistics: Human Language Technologies. Association for Computational Linguistics*; 2018. p. 2227–37. URL: <https://aclanthology.org/N18-1202>. doi:10.18653/v1/N18-1202.
- Pfeiffer J, Kamath A, Rücklé A, Cho K, Gurevych I. Adapterfusion: Non-destructive task composition for transfer learning. In: *Proceedings of the 16th Conference of the European Chapter of the Association for Computational Linguistics: Main Volume. Online: Association for Computational Linguistics*; 2021. p. 487–503. URL: <https://aclanthology.org/2021.eacl-main.39>. doi:10.18653/v1/2021.eacl-main.39.
- Pfeiffer J, Vulić I, Gurevych I, Ruder S. MAD-X: An Adapter-Based Framework for Multi-Task Cross-Lingual Transfer. In: Webber B, Cohn T, He Y, Liu Y, editors. *Proceedings of the 2020 Conference on Empirical Methods in Natural Language Processing (EMNLP). Online: Association for Computational Linguistics*; 2020. p. 7654–73. URL: <https://aclanthology.org/2020.emnlp-main.617>. doi:10.18653/v1/2020.emnlp-main.617.
- Phan MH, Ogunbona PO. Modelling context and syntactical features for aspect-based sentiment analysis. In: Jurafsky D, Chai J, Schluter N, Tetreault J, editors. *Proceedings of the 58th Annual Meeting of the Association for Computational Linguistics. Online: Association for Computational Linguistics*; 2020. p. 3211–20. URL: <https://aclanthology.org/2020.acl-main.293>. doi:10.18653/v1/2020.acl-main.293.
- Pontiki M, Galanis D, Pavlopoulos J, Papageorgiou H, Androutsopoulos I, Manandhar S. SemEval-2014 task 4: Aspect based sentiment analysis. In: *Proceedings of the 8th International Workshop on Semantic Evaluation (SemEval 2014). Association for Computational Linguistics*; 2014. p. 27–35. doi:10.3115/v1/S14-2004.
- Pouran Ben Veyseh A, Nouri N, Dernoncourt F, Dou D, Nguyen TH. Introducing syntactic structures into target opinion word extraction with deep learning. In: Webber B, Cohn T, He Y, Liu Y, editors. *Proceedings of the 2020 Conference on Empirical Methods in Natural Language Processing (EMNLP). Online: Association for Computational Linguistics*; 2020. p. 8947–56. URL: <https://aclanthology.org/2020.emnlp-main.719/>. doi:10.18653/v1/2020.emnlp-main.719.
- Pozzi FA, Fersini E, Messina E, Liu B. Sentiment Analysis in Social Networks. Morgan Kaufmann, 2017. URL: <https://doi.org/10.1016/C2015-0-01864-0>. doi:10.1016/C2015-0-01864-0.
- Radford A, Narasimhan K, Salimans T, Sutskever I. Improving language understanding by generative pre-training. OpenAI 2018;:1–10 URL: https://cdn.openai.com/research-covers/language-unsupervised/language_understanding_paper.pdf; technical report.
- Rietzler A, Stabinger S, Opitz P, Engl S. Adapt or get left behind: Domain adaptation through BERT language model finetuning for aspect-target sentiment classification. In: *Proceedings of the Twelfth Language Resources and Evaluation Conference. Marseille, France: European Language Resources Association*; 2020. p. 4933–41. URL: <https://aclanthology.org/2020.lrec-1.607>.
- Ruder S, Ghaffari P, Breslin JG. A hierarchical model of reviews for aspect-based sentiment analysis. In: Su J, Duh K, Carreras X, editors. *Proceedings of the 2016 Conference on Empirical Methods in Natural Language Processing. Austin, Texas: Association for Computational Linguistics*; 2016a. p. 999–1005. URL: <https://aclanthology.org/D16-1103>. doi:10.18653/v1/D16-1103.
- Ruder S, Ghaffari P, Breslin JG. INSIGHT-1 at SemEval-2016 task 5: Deep learning for multilingual aspect-based sentiment analysis. In: Bethard S, Carpuat M, Cer D, Jurgens D, Nakov P, Zesch T, editors. *Proceedings of the 10th International Workshop on Semantic Evaluation (SemEval-2016). San Diego, California: Association for Computational Linguistics*; 2016b. p. 330–6. URL: <https://aclanthology.org/S16-1053>. doi:10.18653/v1/S16-1053.
- Safaya A, Abdullatif M, Yuret D. KUISAIL at SemEval-2020 task 12: BERT-CNN for offensive speech identification in social media. In: *Proceedings of the Fourteenth Workshop on Semantic Evaluation. Barcelona (online): International Committee for Computational Linguistics*; 2020. p. 2054–9. URL: <https://aclanthology.org/2020.semeval-1.271>.
- Scaria K, Gupta H, Sawant SA, Mishra S, Baral C. Instructabsa: Instruction learning for aspect based sentiment analysis. *arXiv preprint arXiv:230208624* 2023;.
- Sendilkumaar I, Mahboubi S, Ninomiya H, Asai H. asnaq: An adaptive stochastic nesterov’s accelerated quasi-newton method for training rnns. *Nonlinear Theory and Its Applications, IEICE* 2020;doi:10.1587/ntt.2019.11.409.
- Song Y, Wang J, Jiang T, Liu Z, Rao Y. Targeted sentiment classification with attentional encoder network. In: *Artificial Neural Networks and Machine Learning – ICANN 2019: Text and Time Series. Cham: Springer International Publishing*; 2019. p. 93–103.
- Sun C, Huang L, Qiu X. Utilizing BERT for aspect-based sentiment analysis via constructing auxiliary sentence. In: *Proceedings of the 2019 Conference of the North American Chapter of the Association for Computational Linguistics: Human Language Technologies. Minneapolis, Minnesota: Association for Computational Linguistics*; 2019. p. 380–5. URL: <https://aclanthology.org/2019.naacl-main.38>.

- //aclanthology.org/N19-1035. doi:10.18653/v1/N19-1035.
- Sundararajan M, Taly A, Yan Q. Axiomatic attribution for deep networks. In: Proceedings of the 34th International Conference on Machine Learning. Sydney, NSW, Australia: JMLR.org; ICML'17; 2017. p. 3319–28.
- Varia S, Wang S, Halder K, Vacareanu R, Ballesteros M, Benajiba Y, Anna John N, Anubhai R, Muresan S, Roth D. Instruction tuning for few-shot aspect-based sentiment analysis. In: Barnes J, De Clercq O, Klinger R, editors. Proceedings of the 13th Workshop on Computational Approaches to Subjectivity, Sentiment, & Social Media Analysis. Toronto, Canada: Association for Computational Linguistics; 2023. p. 19–27. URL: <https://aclanthology.org/2023.wassa-1.3>. doi:10.18653/v1/2023.wassa-1.3.
- Wang B, Lu W. Learning latent opinions for aspect-level sentiment classification. Proceedings of the AAAI Conference on Artificial Intelligence 2018;32(1). URL: <https://ojs.aaai.org/index.php/AAAI/article/view/12020>. doi:10.1609/aaai.v32i1.12020.
- Xu H, Liu B, Shu L, Yu P. Bert post-training for review reading comprehension and aspect-based sentiment analysis. In: Proceedings of the 2019 Conference of the North American Chapter of the Association for Computational Linguistics: Human Language Technologies. Minneapolis, Minnesota: Association for Computational Linguistics; 2019. p. 2324–35. URL: <https://aclanthology.org/N19-1242>. doi:10.18653/v1/N19-1242.
- Xu H, Liu B, Shu L, Yu P. Dombert: Domain-oriented language model for aspect-based sentiment analysis. In: Findings of the Association for Computational Linguistics: EMNLP 2020. Online: Association for Computational Linguistics; 2020. p. 1725–31. URL: <https://aclanthology.org/2020.findings-emnlp.156>. doi:10.18653/v1/2020.findings-emnlp.156.
- Yang H, Li K. Modeling aspect sentiment coherency via local sentiment aggregation. In: Graham Y, Purver M, editors. Findings of the Association for Computational Linguistics: EACL 2024. St. Julian's, Malta: Association for Computational Linguistics; 2024. p. 182–95. URL: <https://aclanthology.org/2024.findings-eacl.13>.
- Yang H, Zeng B, Yang J, Song Y, Xu R. A multi-task learning model for chinese-oriented aspect polarity classification and aspect term extraction. Neurocomputing 2021;419:344–56. URL: <https://www.sciencedirect.com/science/article/pii/S0925231220312534>. doi:10.1016/j.neucom.2020.08.001.
- Zeng B, Yang H, Xu R, Zhou W, Han X. Lcf: A local context focus mechanism for aspect-based sentiment classification. Applied Sciences 2019;9(16). URL: <https://www.mdpi.com/2076-3417/9/16/3389>. doi:10.3390/app9163389.
- Zhang W, Deng Y, Li X, Yuan Y, Bing L, Lam W. Aspect sentiment quad prediction as paraphrase generation. In: Moens MF, Huang X, Specia L, Yih SWt, editors. Proceedings of the 2021 Conference on Empirical Methods in Natural Language Processing. Online and Punta Cana, Dominican Republic: Association for Computational Linguistics; 2021. p. 9209–19. URL: <https://aclanthology.org/2021.emnlp-main.726>. doi:10.18653/v1/2021.emnlp-main.726.
- Zhang Z, Zhou Z, Wang Y. Ssegcn: Syntactic and semantic enhanced graph convolutional network for aspect-based sentiment analysis. In: Proceedings of NAACL 2022. 2022. p. 4916–25.
- Zhao P, Hou L, Wu O. Modeling sentiment dependencies with graph convolutional networks for aspect-level sentiment classification. Knowledge-Based Systems 2020a;193:105443. URL: <https://www.sciencedirect.com/science/article/pii/S095070511930663X>. doi:10.1016/j.knosys.2019.105443.
- Zhao P, Hou L, Wu O, et al. Modeling sentiment dependencies with graph convolutional networks for aspect-level sentiment classification. Knowledge-Based Systems 2020b;193:105443. doi:10.1016/j.knosys.2019.105443.
- Zhou J, Huang JX, Chen Q, Hu QV, Wang T, He L. Deep learning for aspect-level sentiment classification: Survey, vision, and challenges. IEEE Access 2019;7:78454–83. doi:10.1109/ACCESS.2019.2920075.

Appendix A. Supplementary Materials

Table A.20: Arabic BERT model settings. CA: Classical Arabic, MSA: Modern Standard Arabic, DA: Dialectal Arabic, M: Million, B: Billion.

Model Name	Lang. Type	Model Size	Text Size	Tokens	Vocab Size	Training Steps	Tokenization
AraBERTv0.2 (Antoun et al., 2020)	MSA	543MB / 136M	77GB	8.6B	60K	3M	WordPiece
CAMeLBERT-MSA (Inoue et al., 2021)	MSA	109M	107GB	12.6B	30K	1M	WordPiece
CAMeLBERT-DA (Inoue et al., 2021)	DA	109M	54GB	5.8B	30K	1M	WordPiece
CAMeLBERT-mix (Inoue et al., 2021)	CA, DA, MSA	109M	167GB	17.3B	30K	1M	WordPiece
Arabic BERT (Safaya et al., 2020)	MSA	110M	95GB	8.2B	32K	4M	WordPiece
MARBERTv2 (Abdul-Mageed et al., 2021)	MSA, DA	163M	243GB	27.8B	100K	17M	WordPiece
QARiB (Abdelali et al., 2021)	MSA, DA	135M	97GB	14B	64K	10M	WordPiece

Table A.21: Summary of Sentiments Across Aspects in Training, Validation, and Testing Data. Neg: Negative, Neut: Neutral, Pos: Positive.

Aspect (Entity#Attribute)	Training			Validation			Testing		
	Neg	Neut	Pos	Neg	Neut	Pos	Neg	Neut	Pos
FACILITIES#CLEANLINESS	57	0	34	14	0	9	14	1	11
FACILITIES#COMFORT	24	2	12	6	0	3	7	0	4
FACILITIES#DESIGN_FEATURES	43	7	43	11	2	11	17	1	15
FACILITIES#GENERAL	156	41	431	39	10	108	54	12	123
FACILITIES#MISCELLANEOUS	27	2	27	7	0	7	11	3	13
FACILITIES#PRICES	30	0	37	8	0	9	11	0	7
FACILITIES#QUALITY	52	8	50	13	2	12	18	2	16
FOOD_DRINKS#MISCELLANEOUS	24	2	14	6	1	4	5	1	3
FOOD_DRINKS#PRICES	18	0	14	4	0	4	4	0	8
FOOD_DRINKS#QUALITY	195	82	273	49	21	68	51	26	101
FOOD_DRINKS#STYLE_OPTIONS	54	10	82	13	3	20	14	1	22
HOTEL#CLEANLINESS	88	4	113	22	1	28	35	2	37
HOTEL#COMFORT	60	3	89	15	1	24	29	1	36
HOTEL#DESIGN_FEATURES	26	6	67	15	3	18	10	2	19
HOTEL#GENERAL	305	82	773	84	21	205	101	33	220
HOTEL#MISCELLANEOUS	55	5	61	14	1	13	26	0	13
HOTEL#PRICES	101	52	345	36	13	36	27	11	24
HOTEL#QUALITY	104	10	266	23	5	22	40	2	25
LOCATION#GENERAL	86	54	582	22	14	183	22	11	270
ROOMS#CLEANLINESS	145	5	171	36	1	34	42	3	34
ROOMS#COMFORT	47	2	66	12	0	15	4	0	17
ROOMS#DESIGN_FEATURES	108	18	196	27	7	37	29	2	46
ROOMS#GENERAL	85	38	330	21	10	33	19	13	45
ROOMS#MISCELLANEOUS	15	2	18	4	0	2	7	0	5
ROOMS#PRICES	18	2	37	4	0	4	5	2	7
ROOMS#QUALITY	74	3	87	19	1	9	24	4	4
ROOMS_AMENITIES#CLEANLINESS	86	0	30	22	0	3	17	0	3
ROOMS_AMENITIES#COMFORT	16	2	18	4	1	2	3	1	3
ROOMS_AMENITIES#DESIGN_FEATURES	25	2	40	6	0	4	4	1	4
ROOMS_AMENITIES#GENERAL	99	17	210	25	4	21	37	5	23
ROOMS_AMENITIES#MISCELLANEOUS	30	0	35	7	0	4	17	0	3
ROOMS_AMENITIES#PRICES	4	0	15	1	0	2	2	0	0
ROOMS_AMENITIES#QUALITY	113	8	100	28	2	5	33	1	3
SERVICE#GENERAL	542	78	2925	136	19	293	188	28	344

Table A.22: Detailed Performance of Arabic BERT Models with Optuna selected Hyperparameters on Aspect Sentiment Classification

Pre-trained BERT Model	Number of Trials	Learning Rate	Fine-Tune Method	Batch Size	Epochs	Accuracy
QARiB	500	5.0e-05	Full Fine-tuning	256	3	87.54%
QARiB	500	9.4e-03	Feature Extraction	16	5	84.78%
MARBERTv2	500	5.1e-05	Full Fine-tuning	64	2	87.30%
MARBERTv2	500	9.5e-03	Feature Extraction	8	5	83.08%
CAMeLBERT-MSA	500	5.5e-05	Full Fine-tuning	64	4	86.57%
CAMeLBERT-MSA	500	9.4e-03	Feature Extraction	64	5	85.02%
Safaya Arabic BERT	500	9.2e-05	Full Fine-tuning	64	2	87.20%
Safaya Arabic BERT	500	8.1e-03	Feature Extraction	32	8	82.40%
AraBERTv0.2	500	9.7e-03	Feature Extraction	64	6	85.46%
AraBERTv0.2	500	1.0e-04	Full Fine-tuning	256	2	86.91%
CAMeLBERT-DA	500	9.8e-05	Full Fine-tuning	64	2	86.04%
CAMeLBERT-DA	500	6.3e-03	Feature Extraction	8	8	81.68%
CAMeLBERT-Mix	500	1.1e-04	Full Fine-tuning	256	2	86.14%
CAMeLBERT-Mix	500	9.9e-03	Feature Extraction	32	9	83.76%

Table A.23: Detailed Performance of Arabic BERT Models with Various Hyperparameter Settings on Opinion Target Expression (OTE) Extraction. Note: Hyperparameter sources (HP sources) are based on configurations used in the original works of Arabic BERT models to test their performance on Named Entity Recognition (NER) tasks. Rows are ordered in descending order based on Micro-F1.

Pretrained Model	Fine-Tuning Method	Hyperparameter Source	Learning Rate	Batch Size	Epochs	Accuracy (%)	Micro Precision (%)	Micro Recall (%)	Micro F1 Score (%)
MARBERTv2	Full Fine-tuning	MARBERTv2-NER	2.00×10^{-6}	32	25	95.76	77.49	76.36	76.92
CAMEL-BERT-MSA	Full Fine-tuning	CAMEL-BERT-MSA-NER	5.00×10^{-5}	32	10	95.66	77.74	75.67	76.69
QARiB	Full Fine-tuning	mBERT NER	5.00×10^{-5}	32	5	95.71	77.82	75.56	76.68
CAMEL-BERT-MSA	Full Fine-tuning	CAMEL-BERT-MSA-NER	5.00×10^{-5}	32	3	95.63	77.74	75.36	76.53
AraBERTv0.2	Full Fine-tuning	mBERT-NER	5.00×10^{-5}	32	3	95.48	78.2	74.38	76.24
AraBERTv0.2	Full Fine-tuning	arabertv02-NER	2.00×10^{-5}	32	3	95.62	76.6	75.65	76.12
AraBERTv0.2	Full Fine-tuning	mBERT NER	5.00×10^{-5}	32	5	95.58	76.69	75.45	76.06
CAMEL-BERT-MSA	Full Fine-tuning	CAMEL-BERT-MSA-NER	5.00×10^{-5}	32	5	95.57	79.3	73.05	76.05
QARiB	Full Fine-tuning	mBERT NER	5.00×10^{-5}	32	3	95.74	72.51	79.63	75.9
Asafaya Arabic-BERT	Full Fine-tuning	mBERT NER	5.00×10^{-5}	32	3	95.5	76.35	74.65	75.49
QARiB	Full Fine-tuning	bert-base-qarib-NER	8.00×10^{-5}	64	3	95.42	76.85	74.14	75.47
Asafaya Arabic-BERT	Full Fine-tuning	asafaya-bert-base-arabic-NER	2.00×10^{-5}	32	10	95.37	76.77	74.05	75.39
MARBERTv2	Full Fine-tuning	mBERT-NER	5.00×10^{-5}	32	3	95.58	73.31	77.39	75.3
MARBERTv2	Full Fine-tuning	mBERT-NER	5.00×10^{-5}	32	5	95.47	76.43	74.18	75.29
Asafaya Arabic-BERT	Full Fine-tuning	mBERT-NER	5.00×10^{-5}	32	5	95.29	78.04	72.67	75.26
Asafaya Arabic-BERT	Full Fine-tuning	mBERT-NER	5.00×10^{-5}	32	3	95.39	76.18	73.79	74.96
CAMEL-BERT-MIX	Full Fine-tuning	CAMEL-BERT-MIX-NER	5.00×10^{-5}	32	10	95.35	77.45	72.24	74.75
CAMEL-BERT-MIX	Full Fine-tuning	mBERT NER	5.00×10^{-5}	32	5	95.23	78.5	70.72	74.41
CAMEL-BERT-DA	Full Fine-tuning	mBERT NER	5.00×10^{-5}	32	5	95.05	77.32	70.08	73.52
CAMEL-BERT-DA	Full Fine-tuning	CAMEL-BERT-DA	5.00×10^{-5}	32	10	94.95	77.82	69.16	73.24
QARiB	Feature Extraction	Custom_Selected	2.00×10^{-3}	32	5	94.9	70.32	71.62	70.96
QARiB	Feature Extraction	Custom_Selected	2.00×10^{-3}	32	10	94.85	70.57	71.33	70.95
QARiB	Feature Extraction	Custom_Selected	9.40×10^{-3}	32	5	94.81	70.74	70.86	70.8
CAMEL-BERT-MSA	Feature Extraction	Custom_Selected	2.00×10^{-3}	32	5	94.87	69.73	71.39	70.55
CAMEL-BERT-MSA	Feature Extraction	Custom_Selected	9.40×10^{-3}	32	5	94.79	70.24	70.83	70.53
CAMEL-BERT-MSA	Feature Extraction	Custom_Selected	2.00×10^{-3}	32	10	94.85	69.73	71.17	70.44
AraBERTv0.2	Feature Extraction	Custom_Selected	2.00×10^{-3}	32	10	94.72	70.11	70.65	70.38
QARiB	Feature Extraction	Custom_Selected	9.40×10^{-3}	32	10	94.83	69.48	71.25	70.35
CAMEL-BERT-MSA	Feature Extraction	Custom_Selected	9.40×10^{-3}	32	10	94.84	70.03	70.53	70.28
AraBERTv0.2	Feature Extraction	Custom_Selected	9.40×10^{-3}	32	10	94.75	69.27	71.31	70.27
AraBERTv0.2	Feature Extraction	Custom_Selected	9.40×10^{-3}	32	5	94.73	70.19	70.34	70.27
CAMEL-BERT-MIX	Feature Extraction	Custom_Selected	9.40×10^{-3}	32	5	94.84	69.1	71.11	70.09
CAMEL-BERT-MIX	Feature Extraction	Custom_Selected	2.00×10^{-3}	32	10	94.72	68.3	71.4	69.81
AraBERTv0.2	Feature Extraction	Custom_Selected	2.00×10^{-3}	32	5	94.68	68.76	70.67	69.7
CAMEL-BERT-MIX	Feature Extraction	Custom_Selected	9.40×10^{-3}	32	10	94.6	70.7	68.17	69.41
MARBERTv2	Feature Extraction	Custom_Selected	9.40×10^{-3}	32	10	94.68	67.79	70.99	69.36
Asafaya Arabic-BERT	Feature Extraction	Custom_Selected	9.40×10^{-3}	32	10	94.27	72.47	65.91	69.04
Asafaya Arabic-BERT	Feature Extraction	Custom_Selected	2.00×10^{-3}	32	10	94.47	68.72	69.07	68.89
Asafaya Arabic-BERT	Feature Extraction	Custom_Selected	9.40×10^{-3}	32	5	94.41	69.01	67.62	68.31
MARBERTv2	Feature Extraction	Custom_Selected	9.40×10^{-3}	32	5	94.51	67.12	69.55	68.31
CAMEL-BERT-DA	Feature Extraction	Custom_Selected	9.40×10^{-3}	32	10	94.36	67.07	67.88	67.47
CAMEL-BERT-DA	Feature Extraction	Custom_Selected	9.40×10^{-3}	32	5	94.3	67.45	67.2	67.33
Asafaya Arabic-BERT	Feature Extraction	Custom_Selected	2.00×10^{-3}	32	5	94.39	65.39	69.3	67.29
CAMEL-BERT-DA	Feature Extraction	Custom_Selected	2.00×10^{-3}	32	10	94.29	67.07	67.33	67.2
CAMEL-BERT-DA	Feature Extraction	Custom_Selected	2.00×10^{-3}	32	5	94.03	67.83	64.8	66.28
MARBERTv2	Feature Extraction	Custom_Selected	2.00×10^{-3}	32	10	94.3	61.76	69.66	65.47
MARBERTv2	Feature Extraction	Custom_Selected	2.00×10^{-3}	32	5	93.62	52.95	67.75	59.44

Table A.24: Detailed Performance of Arabic BERT Models with Various Hyperparameter Settings on Aspect Sentiment Classification. Note: Hyperparameter sources (HP sources) are based on configurations used in the original works of Arabic BERT models to test their performance on sentence-level sentiment analysis tasks. Rows are ordered in descending order based on accuracy.

Pretrained Model	Fine-Tuning Method	Hyperparameter Source	Learning Rate	Batch Size	Epochs	Accuracy (%)	Macro Precision (%)	Macro Recall (%)	Macro F1 Score (%)
MARBERTv2	Full Fine-tuning	MARBERTv2-SA	2.00×10^{-6}	32	25	87.35	69.58	64.15	64.16
MARBERTv2	Full Fine-tuning	m-BERT-SA	5.00×10^{-5}	32	5	87.3	75.70	64.59	65.61
QARiB	Full Fine-tuning	m-BERT-SA	5.00×10^{-5}	32	5	87.25	73.52	69.14	70.60
Asafaya Arabic BERT	Full Fine-tuning	m-BERT-SA	5.00×10^{-5}	32	5	87.01	74.56	71.22	72.38
AraBERTv0.2	Full Fine-tuning	m-BERT-SA	5.00×10^{-5}	32	5	87.01	73.92	69.18	70.48
CAMELBERT-MSA	Full Fine-tuning	m-BERT-SA	5.00×10^{-5}	32	5	86.91	71.78	68.40	69.41
Asafaya Arabic BERT	Full Fine-tuning	Asafaya Arabic BERT-SA	2.00×10^{-5}	32	10	86.86	73.39	70.56	71.52
CAMELBERT-MSA	Full Fine-tuning	m-BERT-SA	5.00×10^{-5}	32	3	86.57	71.52	69.17	69.90
CAMELBERT-DA	Full Fine-tuning	CAMELBERT-DA-SA	3.00×10^{-5}	32	5	86.43	71.70	70.54	71.03
Asafaya Arabic BERT	Full Fine-tuning	m-BERT-SA	5.00×10^{-5}	32	3	86.33	70.47	66.29	67.45
AraBERTv0.2	Full Fine-tuning	m-BERT-SA	5.00×10^{-5}	32	3	86.23	72.09	71.43	71.72
AraBERTv0.2	Full Fine-tuning	AraBERTv0.2-SA	2.00×10^{-5}	32	3	86.14	70.27	65.78	66.55
MARBERTv2	Full Fine-tuning	m-BERT-SA	5.00×10^{-5}	32	3	86.09	71.44	70.40	70.51
CAMELBERT-MSA	Full Fine-tuning	CAMELBERT-MSA-SA	3.00×10^{-5}	32	5	86.09	70.61	69.24	69.69
CAMELBERT-DA	Full Fine-tuning	m-BERT-SA	5.00×10^{-5}	32	5	85.99	72.59	72.87	72.53
CAMELBERT-MIX	Full Fine-tuning	m-BERT-SA	5.00×10^{-5}	32	5	85.99	71.98	68.65	69.37
AraBERTv0.2	Full Fine-tuning	AraBERTv0.2-SA	2.00×10^{-5}	32	5	85.8	69.96	67.45	68.07
QARiB	Full Fine-tuning	m-BERT-SA	5.00×10^{-5}	32	3	85.65	71.37	71.32	71.26
AraBERTv0.2	Feature Extraction	Custom-Selected	9.40×10^{-3}	32	10	85.65	70.60	62.76	62.35
CAMELBERT-MSA	Full Fine-tuning	CAMELBERT-MSA-SA	3.00×10^{-5}	32	3	85.6	71.05	72.42	71.68
AraBERTv0.2	Feature Extraction	Custom-Selected	2.00×10^{-3}	32	10	85.56	77.68	62.07	61.06
AraBERTv0.2	Feature Extraction	Custom-Selected	9.40×10^{-3}	32	5	85.46	70.97	63.13	62.93
AraBERTv0.2	Feature Extraction	Custom-Selected	2.00×10^{-3}	32	5	85.36	66.24	61.99	60.95
QARiB	Feature Extraction	Custom-Selected	9.40×10^{-3}	32	10	85.31	73.51	62.00	61.30
CAMELBERT-MIX	Full Fine-tuning	m-BERT-SA	5.00×10^{-5}	32	3	85.17	71.07	71.88	71.29
CAMELBERT-MIX	Full Fine-tuning	CAMELBERT-MIX-SA	3.00×10^{-5}	32	3	85.02	70.22	70.96	70.57
CAMELBERT-DA	Feature Extraction	Custom-Selected	9.40×10^{-3}	32	10	85.01	61.52	60.97	59.13
QARiB	Feature Extraction	Custom-Selected	2.00×10^{-3}	64	10	84.92	56.29	60.67	58.39
QARiB	Feature Extraction	Custom-Selected	2.00×10^{-3}	32	10	84.92	66.01	60.95	59.33
QARiB	Feature Extraction	Custom-Selected	9.40×10^{-3}	32	5	84.78	65.39	61.36	60.11
CAMELBERT-MIX	Full Fine-tuning	CAMELBERT-MIX-SA	3.00×10^{-5}	32	5	84.78	69.94	70.12	70.03
CAMELBERT-MIX	Feature Extraction	Custom-Selected	9.40×10^{-3}	32	5	84.72	68.69	61.13	60.09
CAMELBERT-DA	Full Fine-tuning	m-BERT-SA	5.00×10^{-5}	32	3	84.59	69.85	68.30	68.99
CAMELBERT-DA	Feature Extraction	Custom-Selected	9.40×10^{-3}	32	5	84.49	61.00	60.45	58.61
QARiB	Feature Extraction	Custom-Selected	2.00×10^{-3}	32	5	84.44	72.65	60.35	58.45
CAMELBERT-MSA	Feature Extraction	Custom-Selected	9.40×10^{-3}	32	10	84.29	55.88	60.21	57.96
QARiB	Feature Extraction	Custom-Selected	2.00×10^{-3}	64	5	84.29	55.92	60.20	57.97
CAMELBERT-MSA	Feature Extraction	Custom-Selected	2.00×10^{-3}	32	10	84.2	55.94	59.93	57.87
CAMELBERT-MIX	Feature Extraction	Custom-Selected	9.40×10^{-3}	32	5	84.2	68.17	60.61	59.57
QARiB	Full Fine-tuning	QARiB-SA	8.00×10^{-5}	64	3	84.1	69.54	71.21	70.22
CAMELBERT-DA	Feature Extraction	Custom-Selected	2.00×10^{-3}	32	5	84.0	55.74	59.96	57.76
CAMELBERT-DA	Feature Extraction	Custom-Selected	2.00×10^{-3}	32	10	84.0	55.87	59.68	57.71
MARBERTv2	Feature Extraction	Custom-Selected	9.40×10^{-3}	32	10	83.91	75.13	60.11	59.36
CAMELBERT-MSA	Feature Extraction	Custom-Selected	2.00×10^{-3}	32	5	83.91	55.62	59.92	57.68
CAMELBERT-MSA	Feature Extraction	Custom-Selected	9.40×10^{-3}	32	5	83.76	55.77	59.52	57.58
CAMELBERT-MIX	Feature Extraction	Custom-Selected	2.00×10^{-3}	32	10	83.76	55.82	59.31	57.50
CAMELBERT-MIX	Feature Extraction	Custom-Selected	2.00×10^{-3}	32	5	83.57	55.54	59.22	57.31
MARBERTv2	Feature Extraction	Custom-Selected	9.40×10^{-3}	32	5	83.52	72.30	59.26	57.73
MARBERTv2	Feature Extraction	Custom-Selected	2.00×10^{-3}	32	10	82.26	54.83	58.03	56.34
Asafaya Arabic BERT	Feature Extraction	Custom-Selected	9.40×10^{-3}	32	10	82.26	59.29	58.19	56.89
Asafaya Arabic BERT	Feature Extraction	Custom-Selected	2.00×10^{-3}	32	10	81.58	54.68	57.34	55.88
Asafaya Arabic BERT	Feature Extraction	Custom-Selected	9.40×10^{-3}	32	5	81.29	60.44	58.28	57.11
MARBERTv2	Feature Extraction	Custom-Selected	2.00×10^{-3}	32	5	81.24	54.31	56.97	55.50
Asafaya Arabic BERT	Feature Extraction	Custom-Selected	2.00×10^{-3}	32	5	80.56	53.65	56.67	55.07