

Idiosyncratic Versus Normative Modeling of Atypical Speech Recognition: Dysarthric Case Studies

Vishnu Raja*
Stony Brook University

Adithya V Ganesan*
Stony Brook University

Anand Syamkumar
Stony Brook University

Ritwik Banerjee
Stony Brook University

H. Andrew Schwartz
Vanderbilt University
Stony Brook University

{visraja, avirinchipur, asyamkumar, rbanerjee, has}@cs.stonybrook.edu

Abstract

State-of-the-art automatic speech recognition (ASR) models like Whisper, perform poorly on atypical speech, such as that produced by individuals with dysarthria. Past works for atypical speech have mostly investigated fully personalized (or idiosyncratic) models, but modeling strategies that can both generalize and handle idiosyncrasy could be more effective for capturing atypical speech. To investigate this, we compare four strategies: (a) *normative* models trained on typical speech (no personalization), (b) *idiosyncratic* models completely personalized to individuals, (c) *dysarthric-normative* models trained on other dysarthric speakers, and (d) *dysarthric-idiosyncratic* models which combine strategies by first modeling normative patterns before adapting to individual speech. In this case study, we find the dysarthric-idiosyncratic model performs better than idiosyncratic approach while requiring less than half as much personalized data (36.43 WER with 128 train size vs 36.99 with 256). Further, we found that tuning the speech encoder alone (as opposed to the LM decoder) yielded the best results reducing word error rate from 71% to 32% on average. Our findings highlight the value of leveraging both normative (cross-speaker) and idiosyncratic (speaker-specific) patterns to improve ASR for underrepresented speech populations.¹

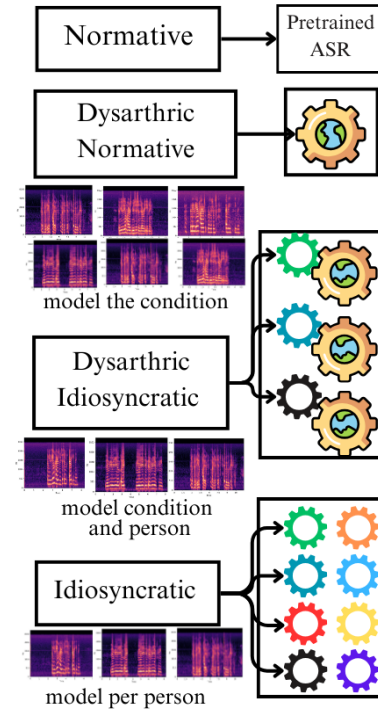


Figure 1: Four types of models. Normative model is Whisper-small and we do one-shot predictions on it. Idiosyncratic models create a model for each user. Dysarthric Normative model, creates one model for a user while excluding it and using every other user for cross validation. Dysarthric Idiosyncratic model uses a user's normative model and personalizes it.

1 Introduction

ASR models are predominantly trained on normative populations, failing to generalize on individuals with atypical speech, such as dysarthria. Past works addressing this predominantly take an idiosyncratic modeling approach by training (or fine-tuning) separate models, one specific to each individual (Shor et al., 2019; Green et al., 2021). On top of requiring vast amounts of data from the individual, such idiosyncratic models might fail to

capture the speaker's changing speech characteristics over time, eventually causing the model to generalize poorly (Tomanek et al., 2023). Alternatively, learning from the cross-section of dysarthric individuals could allow the model to adapt to individual's changing patterns within practical sample sizes.

In this work, we compare models with differing degrees of idiosyncratic (personalized) versus normative (the same for all) models. Specifically, we compare the performance of four strategies: (a)

*Equal contribution

¹Github: VishnuRaja98/Dysarthric-Speech-Transcription

normative models trained on typical speech (b) idiosyncratic models, i.e., normative models tuned to individuals, (c) dysarthric normative models, i.e., normative models tuned to dysarthric population, (d) dysarthric idiosyncratic models, i.e., dysarthric normative models tuned to individuals. The difference in performances between (c) and (a) informs the contributions of learned speech characteristics of dysarthria, whereas the difference between (d) and (c), and (d) and (b) shows the contribution of speaker-specific characteristics.

Dysarthria is a motor speech disorder caused by damage to the nervous system, making it difficult for individuals to control and coordinate the muscles involved in speech. People with dysarthria often have trouble clearly pronouncing words, resulting in production of unclear speech from slurred, stuttered or arrhythmic patterns. This difference in the acoustic signal between dysarthric individuals and the normative population, causes normative models to fail. However, dysarthria does not affect a person’s ability to think or understand language; rather, it affects their ability to physically produce speech like normative population due to muscle weakness or lack of coordination. With the typical size of dysarthria speech datasets ranging in 10s of people², it is more viable to leverage transfer learning of normative models rather than adopting an extremely challenging approach of training a model from scratch. With supporting evidence (Goldstein et al., 2025; Tuckute et al., 2024; Aw et al., 2024) for shared activation regions between human brain and deeper layers of speech & language models, normative models can be adapted to capture the differences in surface form speech patterns to map back to the same activation regions of language, thus avoiding the need to train a model from scratch.

The scaling trends have directed the models into 100s of millions of parameters with growing number of layers, hidden dimensions, and the normative data it was trained with (Kaplan et al., 2020; Hoffmann et al., 2022), whilst maintaining the poor performances on underrepresented population. Adapting these large scale models using transfer learning,

²The UASpeech corpus (Kim et al., 2008) comprises 19 speakers with dysarthria, while the TORGO dataset (Rudzicz et al., 2010) used in this work comprises 15 speakers – 8 with dysarthria, and 7 for control. Others corpora, including those for non-English speakers, offer similar sizes: 31 dysarthric speakers in the Italian-language EasyCall dataset (Turrisi et al., 2021), 44 in the Chinese-language CDS corpus (Wan et al., 2024), and 30 in the Tamil SSNC corpus (A. et al., 2016).

especially with characteristic drift in the speech signals from normative population would require parameter efficient approaches (Hu et al., 2022a; V Ganesan et al., 2021). To this, we compare two parameter efficient strategies of training ASR models against standard full fine-tuning, namely, only tuning the speech encoder and only tuning the language decoder to quantify its effect on performance.

Our main contributions include: (1) Systematic comparison between different ways to improve dysarthric speech recognition model to quantify the contributions of dysarthric speech characteristics and person-specific speech characteristics. (2) a parameter efficient approach to fine-tune ASR models to achieve the best performance (3) Analysis of the different models’ WER against individuals’ severity scores of motor functions. We found that: (a) 30.5% of performance improved from learning dysarthric speech characteristics, and 23.57% improved from learning speaker specific characteristics. (b) training the speech encoder part of the ASR models led to consistent improvements over full fine-tuning or language encoder alone for all adaptation strategies. (c) the improvements in the ASR model for dysarthric speech corresponded to decreased correlation with motor control severity scores of the individuals. These findings on whisper-small generalized to whisper-medium, showing that the results hold even with scaling up the model size.

2 Related Work

In recent years, ASR has achieved remarkable progress in the detection of atypical speech patterns, primarily through alignment-based data augmentations (Xiong et al., 2019), contrastive learning (Wu et al., 2021; Yang et al., 2025), and self-supervised learning with augmentations to both data and deep neural architectures (Hu et al., 2024; Takashima et al., 2024a,b). Self-supervised learning was significantly aided by the introduction of wav2vec (Baevski et al., 2020), leading to demonstrable improvements in atypical speech recognition and severity assessments (Javanmardi et al., 2023, 2024; Nguyen et al., 2024). Despite this success, some reports indicate that supervised learning maintains superior performance in pathological speech recognition (for example, Violeta et al. (2022) and Baskar et al. (2022)).

As such, a sizable body of work has explored the

use of large-scale ASR models trained on typical speech and subsequently fine-tuned on small atypical speech corpora (Shor et al., 2019; Doshi et al., 2021; Green et al., 2021). Further, to overcome concerns of data paucity, efficient adaptations have demonstrably improved atypical speech detection through the use of residual adapters (Tomanek et al., 2021b) and transfer learning with small amounts of cohort data (Tomanek et al., 2021a), or a fusion of cohort and individual data (Qi and Van hamme, 2023).

Recent improvements have largely followed this two-stage methodology: employing an ASR model pretrained on general speech for fine-tuning with cohort-level data, and then individual personalization (Takashima et al., 2020a; Müller-Eberstein et al., 2024). As this approach is theoretically grounded in knowledge transfer principles, it echoes earlier work leveraging transfer-learning (Vachhani et al., 2017; Takashima et al., 2020b) as well as more recent explorations that use meta-learning (Wang et al., 2021; Hu et al., 2022b) and few-shot learning (Hermann and Magimai-Doss, 2023) to demonstrate that even limited idiosyncratic (*i.e.*, speaker-specific) data can improve speech recognition for dysarthric speakers. In a similar vein, the recent work by (Hsieh et al., 2024) and (Qi and Van hamme, 2025) explore the utility of curriculum learning by combining phonological features with model representations and traditional acoustic features. For a comprehensive review of studies on dysarthric speech and ASR systems, we point the reader to the recent survey by (Bhat and Strik, 2025).

Despite these advances in adapting to dysarthric speech, the critical interplay between speech encoder specialization and efficient use of data remains underexplored. Existing frameworks often overlook systematic evaluation of modular adaptations, particularly the counterproductive effects of language model decoder tuning observed in our work. Our findings not only challenge prevailing adaptation strategies but also empirically establish encoder-focused tuning and hybrid cohort-idiosyncratic learning as superior paradigms, advancing both performance and practicality in low-resource clinical settings.

3 Dataset

In this work, we use the TORGO database, a collection of acoustic and articulatory speech data from

individuals with dysarthria caused by either cerebral palsy or amyotrophic lateral sclerosis (Rudzicz et al., 2010). All participants read English text from a screen displaying prompts, which included short words, sentences, images (described by the participants), and non-words resembling speech sounds. There were 8 participants in total, labeled as F01, F03, F04, M01, M02, M03, M05, and M05. Note that F02 is not present in any of the experiments. The dataset includes speech from eight dysarthric speakers, whose motor functions were assessed using the **Frenchay Dysarthria Assessment (FDA)** (Enderby, 2011). The FDA evaluates 28 perceptual dimensions of speech, categorized into reflex, respiration, lips, jaw, soft palate, laryngeal function, tongue function, and intelligibility 1.

This dataset is, to the best of our knowledge, uniquely suitable for studying naturalistic dysarthric speech despite its smaller scale. Unlike the other popular choice for dysarthric speech, such as the UASpeech dataset (Kim et al., 2008), which relies heavily on isolated word prompts, TORGO includes diverse language utterance types including spontaneous natural language elicited from images (among also including, *e.g.*, short words and restricted sentences). Thus, this dataset enables us to model ASR performance in scenarios closer to real-world communication *e.g.*, conversational fragments.

For this study, non-textual prompts—images and non-words—were removed during the data-cleaning process. The final dataset consists of approximately 132 minutes of audio data, encompassing all speakers. There are a total of 482 unique prompts, and each speaker’s speech was split into three parts for training, development, and testing to ensure that the training data from one user does not contaminate the test data of another.

To prevent data leakage, we ensured that the test prompts of one user were not seen during training, even though the model was trained on data from all users. We randomly split the prompts in an 80-20 ratio, reserving 385 for training and 97 prompts for testing. The train-validation split was then performed over the train audio-text pairs using the same 80-20 ratio.

4 Experiments

4.1 Methodology

We evaluated three adaptation approaches to the baseline (Off-the-shelf pre-trained Whisper) as

Category	F01	F03	F04	M01	M02	M03	M04	M05
Reflex	8.0	6.7	6.7	8.0	8.0	7.7	7.0	7.3
Resp.	5.0	8.0	8.0	3.0	3.0	7.5	3.0	1.5
Lips	5.6	8.0	8.0	5.0	5.0	7.8	3.2	3.6
Jaw	5.5	8.0	8.0	8.0	8.0	8.0	5.0	8.0
Palate	5.3	8.0	8.0	6.7	6.7	8.0	7.3	7.3
Laryngeal	3.0	8.0	8.0	2.5	2.5	7.0	2.3	4.5
Tongue	2.3	6.7	6.7	2.3	2.3	7.7	3.3	2.2
Intel.	2.3	8.0	8.0	2.3	2.3	8.0	1.7	5.3
SUM	37.1	61.3	61.3	37.8	37.8	61.6	32.8	39.8

Table 1: Frenchay Dysarthria Assessment (FDA) for all users across speech-related categories, an 8 point scale with 8 corresponding to normal speech and 1 corresponding to severely affected speech.

shown in Figure 1: **(1) Idiosyncratic Model:** Fine-tuned ASR models on individual users’ data. Each model was tested on both - its target speaker (within-user evaluation) and other speakers (cross-user evaluation) to assess generalization capabilities. **(2) Dysarthric-Normative Models:** Developed through leave-one-out cross-validation (LOOCV), where we trained on data from all but one speaker and selected each of the remaining speakers for cross-validation. **(3) Iterative Combined Integration (ICI) Models:** Further adapted the Dysarthric-Normative models to individual speakers using limited target-user data.

To identify critical components for dysarthric speech recognition, we compared three tuning configurations: (1) Full Model finetuning to update all parameters (2) Encoder-Only finetuning to modify only the speech feature extractor (or preserves language processing) and (3) Decoder-Only finetuning to adapt only the language model component (or preserves acoustic patterns)

We also measured the effect of data by progressively increasing training data starting with 16 prompts, doubling until 128 for each user. The incremental data experiment was performed on both the base normative and the pre-adapted dysarthric normative models. This tests real-world feasibility given the practical challenges of collecting large dysarthric speech samples.

4.2 Model Training Parameters

We utilized Whisper small model from OpenAI (Radford et al., 2022), a transformer-based encoder-decoder model optimized for speech recognition tasks. Training was conducted on a combination of NVIDIA T4 and RTX A6000 GPUs, with a total compute time of 160 GPU hours. The model employs a micro-batch size of 2 samples per GPU

with gradient accumulation steps of 4, resulting in an effective batch size of 8.

Optimization was performed using the AdamW optimizer with a learning rate of 1e-5 and mixed precision training (bfloat16) for efficiency. The training protocol consisted of 7 epochs with a 10% warm-up ratio. Model selection was based on validation Word Error Rate (WER), with generated sequences limited to 50 tokens.

To address potential overfitting due to limited dysarthric data, we conducted experiments with various regularization techniques. L2 weight decay was tested with values of 0.1, 0.01, and 0.001 on the development set. Additionally, attention dropout rates of 0.05 and 0.01 were evaluated. These regularization parameters were systematically varied to balance model capacity with the constraints of limited training data.

The model was trained for seq2seq generation task using the Hugging Face (Wolf et al., 2020) library, with key configurations including per-device train batch size, gradient accumulation steps, learning rate, number of training epochs, mixed precision settings, and the metric for model selection (WER). This approach allowed for efficient utilization of computational resources while exploring the impact of different regularization strategies on model performance.

4.3 Evaluation Procedure

We evaluated model performance using Word Error Rate (WER), calculated as $WER = \frac{S+I+D}{N} \times 100\%$, where S, I, and D represent substitutions, insertions, and deletions, respectively, and N is the total number of words in the reference transcript. Text normalization was applied using the jiwer library, including case normalization, contraction expansion, punctuation removal, and whitespace standardiza-

tion. Note that the values of WER can go above 100 depending on how many of S, I and D were made compared to N.

5 Results

5.1 Idiosyncratic Models

In our first experiment, we trained idiosyncratic models by fine-tuning a base normative model. The results for full fine-tuning are presented in Table 2, while Table 3 shows the results for encoder only fine-tuning.

A key observation from these results is that the best performance in each column is consistently found along the diagonal, where the test and train data come from the same user. Additionally the diagonal values are always equal to or better than those of the base normative model (See Table 6).

To assess how well the models generalize across users, we analyze the row averages. The mean of these row averages is 54.49 for models where only Speech is tuned and 52.03 for Speech+LM tuned models, with standard deviations of 4.70 and 2.14, respectively. These results suggest that, for this user set, fully fine-tuned models achieve slightly better one-to-one cross-user generalization compared to encoder only finetuned models.

However, one notable exception is observed when encoder-finetuned models are tested on M03, where performance does not follow the expected trend (Table 3). This could be attributed to M03’s clearer speech (Table 1), making personalized adaptation less necessary. Interestingly, the models trained on F01 and M05, who have more severe dysarthria based on their FDA scores, generalize better than models trained on M03. This raises the possibility that severe dysarthric speech patterns might provide more distinctive cues for adaptation compared to milder dysarthria. Investigating whether models trained on highly dysarthric speech can better recognize mild dysarthria could be a valuable direction for future research.

5.2 Dysarthric Normative Models

To further improve performance, we developed 56 dysarthric normative models using a leave-one-out approach. For each model, one user was excluded from training, and an additional user was excluded for validation. For each excluded user, every other user was used for cross-validation once. Each normative model was trained using the remaining six users’ training data, and WER was calculated using

the omitted user’s test data.

Table 6 presents the WER scores for these models, demonstrating significant improvement over the base normative model (WER 70.94; Table 6). On average, the dysarthric normative models reduced WER to 49.30, showing improvements across all users except F04 and M03 (Table 6). Notably, for F04, the performance remained unchanged, while for M03, the dysarthric normative model performed slightly worse than the base normative model.

According to Table 4, the best results were obtained when only the speech component was fine-tuned, rather than incorporating the language model (LM). The results shown in Table 6 reflect this optimal configuration.

These findings indicate that learning dysarthric speech patterns from multiple users, while excluding the target user, is an effective strategy. The results suggest that training on speech alone—without LM adaptation—provides the most robust dysarthric normative models.

5.3 Dysarthric Idiosyncratic models

As shown in Table 6, the Idiosyncratic models have an average WER of 36.54%, whereas the Dysarthric Idiosyncratic models achieve a similar average WER of 36.53% but a better best WER of 32.58%. This improvement is observed for almost all users, suggesting that the speech patterns learned by the Dysarthric Normative model are effectively transferable to individual users during personalization. Fine-tuning an idiosyncratic model from a Dysarthric Normative model yields better performance than starting directly from a Normative model.

From Table 6 we found that the Dysarthric Idiosyncratic models improve WER by 54.07% ($70.94 \rightarrow 32.58$) compared to the Normative model. This gain is attributed to two factors: 30.5% ($70.94 \rightarrow 49.30$) of the improvement comes from learning common dysarthric speech patterns during the normative stage, while 23.57% ($49.30 \rightarrow 32.58$) is due to further adaptation to personalized speech patterns. This approach proves more effective than relying solely on personalized adaptation, as seen in the Idiosyncratic model, where the total improvement was only 48.49% ($70.94 \rightarrow 36.54$), derived entirely from personalized speech patterns.

Next, we examine Table 4. The LM-only fine-tuned Dysarthric Idiosyncratic models were initialized from Speech-only Dysarthric Normative mod-

Trained on	Tested on →								Row Avg
	F01	F03	F04	M01	M02	M03	M04	M05	
F01	47.22	38.35	15.32	76.47	68.33	12.74	88.82	85.71	54.12
F03	77.78	30.82	13.06	75.40	62.78	10.38	88.82	78.57	54.70
F04	69.44	37.28	9.91	71.66	63.33	8.96	81.58	75.00	52.14
M01	63.89	40.14	13.06	47.59	68.33	12.74	84.87	71.43	50.25
M02	69.44	39.07	12.16	70.05	38.89	11.32	91.45	75.00	50.92
M03	69.44	42.29	10.36	78.07	65.00	8.02	90.79	71.43	54.42
M04	58.33	40.14	14.86	66.31	62.78	16.51	55.92	78.57	49.17
M05	83.33	40.50	11.26	65.24	59.44	12.26	75.00	57.14	50.52
Col Avg	67.36	38.57	12.50	68.85	61.11	11.61	82.16	74.11	

Table 2: Cross-User Generalization Results (WER %) with full model Finetuning (incl. encoder and decoder). Lower is better. An idiosyncratic model is trained over each user and that model is tested for all users.

Trained on	Tested on →								Row Avg
	F01	F03	F04	M01	M02	M03	M04	M05	
F01	41.67	39.78	11.26	84.49	68.33	6.13	135.53	107.14	61.79
F03	63.89	30.47	11.71	80.75	62.78	9.91	115.79	75.00	56.29
F04	72.22	39.78	9.01	73.80	63.33	9.43	87.50	89.29	55.55
M01	58.33	42.29	13.96	43.32	68.33	6.60	83.55	89.29	50.71
M02	69.44	37.99	15.77	75.40	37.78	9.43	86.18	71.43	50.43
M03	83.33	45.88	14.41	81.82	65.00	6.60	100.00	82.14	59.90
M04	72.22	42.29	11.71	64.71	62.78	13.21	59.21	64.29	48.80
M05	83.33	39.43	10.36	71.66	59.44	6.13	84.87	64.29	52.44
Col Avg	68.05	39.74	12.27	71.99	60.97	8.43	94.08	80.36	

Table 3: Cross-User Generalization Results (WER %) with Encoder only Finetuning. Lower is better. An idiosyncratic model is trained over each user and that model is tested for all users.

els. However, their performance gains are minimal and significantly worse than Idiosyncratic models using encoder or full fine-tuning.

For full fine-tuning, the Dysarthric Idiosyncratic models were initialized from their Dysarthric Normative counterparts that also underwent full fine-tuning. Although these models performed better than the LM-only models, they still underperformed compared to the Speech-only models. This performance degradation can be attributed to the cascading effect caused by iterative LM tuning—first in the Dysarthric Normative model and then in the Dysarthric Idiosyncratic model—potentially leading to overfitting or instability in language modeling.

From these results, it is evident that the Speech Encoder plays the most crucial role in improving the normative models. For this dataset, full fine-tuning and encoder-only fine-tuning yield comparable results for Idiosyncratic models, making it diffi-

cult to draw definitive conclusions about their relative effectiveness. Further investigation with larger datasets may be necessary to determine whether one approach consistently outperforms the other.

5.4 Effect of model size

Table 5 shows our final results when we replace whisper-small models with whisper-medium. The larger model shows a similar pattern where tuning the encoder yields better model performance. The WERs improve for the larger model as is expected due to the larger learning capacity of the encoder. The Idiosyncratic models for Whisper-Medium outperform the Dysarthric Idiosyncratic models for Whisper-Small.

On similar lines as the whisper-small model, for the whisper-medium models in Table 5, we found that the Dysarthric Idiosyncratic models improve WER by 53.73% (61.38 → 28.40) compared to the Normative model. This gain is at-

Model	Speech & LM	Speech Only	LM Only
Normative		70.94	
Idiosyncratic	36.58	36.54	54.23
Dysarthric Normative	58.19	49.30	64.44
Dysarthric Idiosyncratic	46.96	32.58	46.82

Table 4: Average WER% over each models when tuning different parts of Whisper-small. For Dysarthric Normative, all normative models of all users are averaged and for Dysarthric Idiosyncratic, only the best of all models is chosen.

Model	Speech & LM	Speech Only	LM Only
Normative		61.38	
Idiosyncratic	33.93	31.14	50.25
Dysarthric Normative	53.19	45.51	60.24
Dysarthric Idiosyncratic	39.96	28.40	44.49

Table 5: Average WER% over each models when tuning different parts of Whisper-medium. For Dysarthric Normative, all normative models of all users are averaged and for Dysarthric Idiosyncratic, only the best of all models is chosen.

tributed to two factors: 25.85% ($61.38 \rightarrow 45.51$) of the improvement comes from learning common dysarthric speech patterns during the normative stage, while 27.88% ($45.51 \rightarrow 28.40$) is due to further adaptation to personalized speech patterns. This approach proves more effective than relying solely on personalized adaptation, as seen in the Idiosyncratic model, where the total improvement was only 49.26% ($61.38 \rightarrow 31.14$), derived entirely from personalized speech patterns.

5.5 Effect of train data size

Since we have established that using a Speech-tuned Dysarthric Normative model is beneficial for training personalized models, the next experiment aimed to determine how much data is required for effective personalization when starting from a Dysarthric Normative model compared to training directly from scratch.

Figure 2 illustrates the relationship between training data size (X-axis) and average WER (Y-axis). Whisper-small was trained for each user using 16, 32, 64, 128, and 256 recordings. If a user had fewer than the specified number of recordings, all available training samples were used. The WER was computed using the full test dataset of each user at every step and then averaged.

The results indicate that when training a Dysarthric Idiosyncratic model, using only 128 recordings ($\sim 50\%$ of the full dataset) achieves better performance than training a personalized model with all 256 recordings from scratch. This finding suggests that by leveraging a Dysarthric Normative

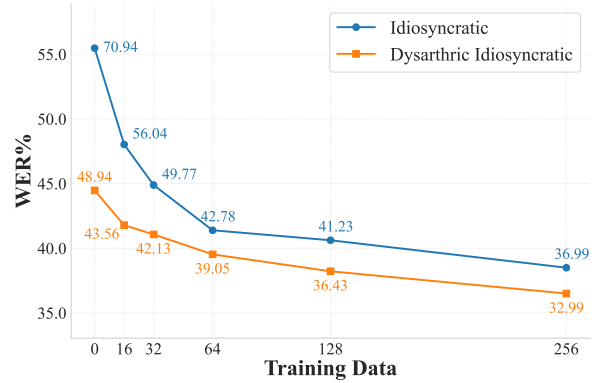


Figure 2: Error as a function of training size for both idiosyncratic and dysarthric idiosyncratic. The benefits of the dysarthric idiosyncratic, which generalizes across dysarthric speakers, are larger at the smaller training set sizes but a benefit remains even with greater training sizes.

model, users can obtain a highly personalized ASR model with less than half the usual data collection effort, significantly reducing the burden of dataset creation while still achieving optimal recognition performance.

5.6 Correlation of Model WERs and FDA scores

While Word Error Rate (WER) provides a standard benchmark for transcription accuracy, it does not capture whether model errors are systematically related to the underlying motor-speech impairments of dysarthria. To address this, we examine correlations between model WERs and clinical Frenchay Dysarthria Assessment (FDA) scores. From a psy-

User	Whisper-Small	Self Model	Common	ICI Model (Avg. WER)	ICI Model (Best WER)
F01	83.33	41.67	53.57	41.27	36.11
F03	43.37	30.47	34.56	29.54	28.67
F04	13.96	9.01	12.55	10.10	9.01
M01	99.47	43.32	65.39	44.31	37.43
M02	81.67	37.78	66.82	36.03	35.00
M03	7.08	6.60	9.77	9.10	6.60
M04	149.34	59.21	83.83	57.05	50.66
M05	89.29	64.29	67.86	64.80	57.14
Average	70.94	36.54	49.30	36.53	32.58

Table 6: Performance comparison across Encoder finetuned models (WER %). Lower is better The ICI Model (Avg. WER) column shows the average WER from training the user with every other normative model that excludes the user. The last column chooses the best dysarthric idiosyncratic model for a user.

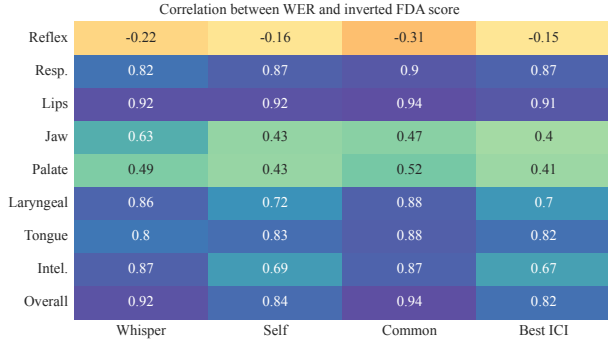


Figure 3: Correlation between WER and inverted FDA score. We invert the FDA score to have a high score correspond to higher severity of dysarthria. A higher value in a row means that the degree of imparity can explain the WER of the model more. A model that had learned dysarthric patterns would have a smaller correlation with inverted FDA scores, indicating that severity doesn’t explain the model errors as much.

chological measurement perspective, this serves as an evaluation of external validity: if model errors increase with clinical severity, then the model is sensitive to dysarthric impairment, whereas weaker correlations suggest that errors stem from other sources (e.g., model limitations unrelated to motor speech).

We find a high correlation between WER and inverted FDA scores³ in baseline models, indicating that transcription errors rise as speech quality worsens and are strongly tied to dysarthria-related disfluencies. However, when training on Idiosyncratic (Self) and Dysarthric Idiosyncratic (ICI) models, this correlation reduced. This suggests that the relationship between WER and speech disability weak-

ens in these models — implying that disability becomes less of a factor in transcription efficiency, which is a desired outcome. Except for Respiration and Tongue, all rows show a similar trend of improvement from Normative to Idiosyncratic models.

Taken together, this analysis complements standard WER results by offering a clinically grounded perspective: models with lower correlations to inverted FDA scores are not only more accurate, but also less constrained by the speaker’s impairment profile, highlighting their potential utility for individuals with dysarthria.

6 Conclusions

Our study demonstrates that personalized finetuning remains critical for recognizing dysarthric speech, but can be made more efficient by leveraging dysarthric-normative pretraining and selectively adapting the speech encoder. By identifying the role of parameter subspaces in ASR models — specifically the greater impact of tuning the speech encoder over the language decoder — we enable a dysarthric-idiosyncratic approach to perform on par with, or better than, the widely used idiosyncratic models. To the best of our knowledge, this is the first work to show how combined modeling can outperform purely personalized strategies for disordered speech recognition under constrained data settings.

Limitations

This study has several important limitations. First, our models were evaluated on a small number of speakers from the TORGO dataset. We selected

³high score now correspond to high severity

TORGO because it uniquely reflects ecological validity through open-ended speech, unlike other dysarthric datasets that rely on scripted prompts. While this choice provides greater qualitative diversity, it also limits scalability and statistical power. Although we applied standard safeguards to reduce overfitting, our findings highlight the pressing need for larger, more representative datasets that capture naturalistic variation in dysarthric speech across populations and conditions. We view this work as a case study and a foundation for future large-scale validation.

Second, speaker-specific factors such as regional accent, dialect, or broader linguistic background were not controlled, despite their likely influence on transcription performance. Similarly, the limited dataset constrains the strength of our normative models; access to more diverse normative speech data would improve their robustness and comparability.

Finally, we did not examine incremental or longitudinal training strategies. Such approaches would be valuable for modeling the progressive trajectories of degenerative speech disorders, and may better reflect real-world use cases where systems adapt alongside an individual’s changing speech profile.

Ethical Considerations

This work uses publicly available datasets containing dysarthric speech. All data used in this study were collected and released by their original creators and made available for research purposes. We ensured compliance with the dataset licenses and terms of use.

We acknowledge that dysarthric speech originates from individuals with medical conditions, and thus represents sensitive data. While no personally identifiable information (PII) is present in the data, we took care to treat the speech recordings and associated metadata respectfully and strictly for the intended research purpose.

Our models are not designed for diagnostic use, and we caution against misuse of automatic systems for clinical decision-making without expert oversight. Additionally, while this study focuses on improving transcription accuracy, we recognize the importance of inclusive AI development that does not reinforce biases against people with disabilities. Future work should prioritize user-centered evaluation and collaboration with affected commu-

nities. Analysis of model behaviors (V Ganesan et al., 2024) under varied settings can be a useful way to understand and explain the capabilities of these models.

Acknowledgments

This study was funded by The National Institutes of Health, Smart and Connected Health, Grant NIH/NIMH R01 MH125702, and part funded by U01OH012476. The conclusions contained herein are those of the authors and should not be interpreted as necessarily representing the official policies, either expressed or implied, of NSF, NIH, any other government organization, or the U.S. Government.

References

- Mariya Celin T. A., Nagarajan T., and Vijayalakshmi P. 2016. [Dysarthric speech corpus in Tamil for rehabilitation research](#). In *2016 IEEE Region 10 Conference (TENCON)*, pages 2610–2613.
- Khai Loong Aw, Syrielle Montariol, Badr AlKhamissi, Martin Schrimpf, and Antoine Bosselut. 2024. [Instruction-tuning aligns LLMs to the human brain](#). In *First Conference on Language Modeling*.
- Alexei Baevski, Henry Zhou, Abdelrahman Mohamed, and Michael Auli. 2020. [wav2vec 2.0: A Framework for Self-Supervised Learning of Speech Representations](#). *CoRR*, abs/2006.11477.
- Murali Karthick Baskar, Tim Herzig, Diana Nguyen, Mireia Diez, Tim Polzehl, Lukas Burget, and Jan Černocký. 2022. [Speaker adaptation for Wav2vec2 based dysarthric ASR](#). In *Interspeech 2022*, pages 3403–3407.
- Chitrlekha Bhat and Helmer Strik. 2025. [Speech Technology for Automatic Recognition and Assessment of Dysarthric Speech: An Overview](#). *Journal of Speech, Language, and Hearing Research*, 68(2):547–577.
- Rohan Doshi, Youzheng Chen, Liyang Jiang, Xia Zhang, Fadi Biadisy, Bhuvana Ramabhadran, Fang Chu, Andrew Rosenberg, and Pedro J. Moreno. 2021. [Extending Parrottron: An End-to-End, Speech Conversion and Speech Recognition Model for Atypical Speech](#). In *ICASSP 2021 - 2021 IEEE International Conference on Acoustics, Speech and Signal Processing (ICASSP)*, pages 6988–6992.
- Pamela Enderby. 2011. [The Frenchay Dysarthria Assessment](#). *International Journal of Language & Communication Disorders*, 15:165 – 173.
- Ariel Goldstein, Haocheng Wang, Leonard Niekerken, Mariano Schain, Zaid Zada, Bobbi Aubrey, Tom Sheffer, Samuel Nastase, Harshvardhan Gazula, Aditi

- Singh, Aditi Rao, Gina Choe, Catherine Kim, Werner Doyle, Daniel Friedman, Sasha Devore, Patricia Dugan, Avinatan Hassidim, Michael Brenner, and Uri Hasson. 2025. [A unified acoustic-to-speech-to-language embedding space captures the neural basis of natural language processing in everyday conversations](#). *Nature Human Behaviour*, 9:1041–1055.
- Jordan R. Green, Robert L. MacDonald, Pan-Pan Jiang, Julie Cattiau, Rus Heywood, Richard Cave, Katie Seaver, Marilyn A. Ladewig, Jimmy Tobin, Michael P. Brenner, Philip C. Nelson, and Katrin Tomanek. 2021. [Automatic Speech Recognition of Disordered Speech: Personalized Models Outperforming Human Listeners on Short Phrases](#). In *Interspeech 2021*, pages 4778–4782.
- Enno Hermann and Mathew Magimai-Doss. 2023. [Few-shot dysarthric speech recognition with text-to-speech data augmentation](#). In *Interspeech 2023*, pages 156–160.
- Jordan Hoffmann, Sebastian Borgeaud, Arthur Mensch, Elena Buchatskaya, Trevor Cai, Eliza Rutherford, Diego de Las Casas, Lisa Anne Hendricks, Johannes Welbl, Aidan Clark, Tom Hennigan, Eric Noland, Katie Millican, George van den Driessche, Bogdan Damoc, Aurelia Guy, Simon Osindero, Karen Simonyan, Erich Elsen, and 3 others. 2022. [Training Compute-Optimal Large Language Models](#). *Preprint*, arXiv:2203.15556.
- Tsun-An Hsieh, Heeyoul Choi, and Minje Kim. 2024. [Multimodal Representation Loss Between Timed Text and Audio for Regularized Speech Separation](#). In *Interspeech 2024*, pages 1300–1304.
- Edward J Hu, yelong shen, Phillip Wallis, Zeyuan Allen-Zhu, Yuanzhi Li, Shean Wang, Lu Wang, and Weizhu Chen. 2022a. [LoRA: Low-rank adaptation of large language models](#). In *International Conference on Learning Representations*.
- Shoukang Hu, Xurong Xie, Mingyu Cui, Jiajun Deng, Shansong Liu, Jianwei Yu, Mengzhe Geng, Xunying Liu, and Helen Meng. 2022b. [Neural Architecture Search for LF-MMI Trained Time Delay Neural Networks](#). *IEEE/ACM Transactions on Audio, Speech, and Language Processing*, 30:1093–1107.
- Shujie Hu, Xurong Xie, Mengzhe Geng, Zengrui Jin, Jiajun Deng, Guinan Li, Yi Wang, Mingyu Cui, Tianzi Wang, Helen Meng, and Xunying Liu. 2024. [Self-Supervised ASR Models and Features for Dysarthric and Elderly Speech Recognition](#). *IEEE/ACM Transactions on Audio, Speech, and Language Processing*, 32:3561–3575.
- Farhad Javanmardi, Sudarsana Reddy Kadiri, and Paavo Alku. 2024. [Exploring the Impact of Fine-Tuning the Wav2vec2 Model in Database-Independent Detection of Dysarthric Speech](#). *IEEE Journal of Biomedical and Health Informatics*, 28(8):4951–4962.
- Farhad Javanmardi, Saska Tirronen, Manila Kodali, Sudarsana Reddy Kadiri, and Paavo Alku. 2023. [Wav2vec-Based Detection and Severity Level Classification of Dysarthria From Speech](#). In *ICASSP 2023 - 2023 IEEE International Conference on Acoustics, Speech and Signal Processing (ICASSP)*, pages 1–5.
- Jared Kaplan, Sam McCandlish, Tom Henighan, Tom B. Brown, Benjamin Chess, Rewon Child, Scott Gray, Alec Radford, Jeffrey Wu, and Dario Amodei. 2020. [Scaling Laws for Neural Language Models](#). *Preprint*, arXiv:2001.08361.
- Heejin Kim, Mark Hasegawa-Johnson, Adrienne Perlman, Jon Gunderson, Thomas S. Huang, Kenneth Watkin, and Simone Frame. 2008. [Dysarthric speech database for universal access research](#). In *Interspeech 2008*, pages 1741–1744.
- Max Müller-Eberstein, Dianna Yee, Karren Yang, Gautam Varma Mantena, and Colin Lea. 2024. [Hypernetworks for Personalizing ASR to Atypical Speech](#). *Transactions of the Association for Computational Linguistics*, 12:1182–1196.
- Tuan Nguyen, Corinne Fredouille, Alain Ghio, Mathieu Balaguer, and Virginie Woisard. 2024. [Exploring ASR-Based WAV2VEC2 for Automated Speech Disorder Assessment: Insights and Analysis](#). In *2024 IEEE Spoken Language Technology Workshop (SLT)*, pages 975–982.
- Jinzi Qi and Hugo Van hamme. 2023. [Parameter-efficient Dysarthric Speech Recognition Using Adapter Fusion and Householder Transformation](#). In *Interspeech 2023*, pages 151–155.
- Jinzi Qi and Hugo Van hamme. 2025. [A Study on Model Training Strategies for Speaker-Independent and Vocabulary-Mismatched Dysarthric Speech Recognition](#). *Applied Sciences*, 15(4).
- Alec Radford, Jong Wook Kim, Tao Xu, Greg Brockman, Christine McLeavey, and Ilya Sutskever. 2022. [Robust Speech Recognition via Large-Scale Weak Supervision](#). *Preprint*, arXiv:2212.04356.
- Frank Rudzicz, Aravind Namasivayam, and Talya Wolff. 2010. [The TORGO database of acoustic and articulatory speech from speakers with dysarthria](#). *Language Resources and Evaluation*, 46:1–19.
- Joel Shor, Dotan Emanuel, Oran Lang, Omry Tuval, Michael Brenner, Julie Cattiau, Fernando Vieira, Maeve McNally, Taylor Charbonneau, Melissa Nollstadt, Avinatan Hassidim, and Yossi Matias. 2019. [Personalizing ASR for Dysarthric and Accented Speech with Limited Data](#). In *Interspeech 2019*, pages 784–788.
- Ryoichi Takashima, Takeru Otani, Ryo Aihara, Tet-suya Takiguchi, and Shinya Taguchi. 2024a. [Self-supervised learning using unlabeled speech with multiple types of speech disorder for disordered speech recognition](#). In *Proceedings of the 26th International ACM SIGACCESS Conference on Computers and Accessibility, ASSETS '24*, New York, NY, USA. Association for Computing Machinery.

- Ryoichi Takashima, Yuya Sawa, Ryo Aihara, Tetsuya Takiguchi, and Yoshie Imai. 2024b. [Dysarthric Speech Recognition Using Pseudo-Labeling, Self-Supervised Feature Learning, and a Joint Multi-Task Learning Approach](#). *IEEE Access*, 12:36990–36999.
- Ryoichi Takashima, Tetsuya Takiguchi, and Yasuo Arikawa. 2020a. [Two-Step Acoustic Model Adaptation for Dysarthric Speech Recognition](#). In *ICASSP 2020 - 2020 IEEE International Conference on Acoustics, Speech and Signal Processing (ICASSP)*, pages 6104–6108.
- Yuki Takashima, Ryoichi Takashima, Tetsuya Takiguchi, and Yasuo Arikawa. 2020b. [Dysarthric Speech Recognition Based on Deep Metric Learning](#). In *Interspeech 2020*, pages 4796–4800.
- Katrin Tomanek, Franoise Beaufays, Julie Cattiau, Anagad Chandorkar, and Khe Chai Sim. 2021a. [On-Device Personalization of Automatic Speech Recognition Models for Disordered Speech](#). *Preprint*, arXiv:2106.10259.
- Katrin Tomanek, Katie Seaver, Pan-Pan Jiang, Richard Cave, Lauren Harrell, and Jordan Green. 2023. [An Analysis of Degenerating Speech Due to Progressive Dysarthria on ASR Performance](#). In *ICASSP 2023 - 2023 IEEE International Conference on Acoustics, Speech and Signal Processing (ICASSP)*, pages 1–5.
- Katrin Tomanek, Vicky Zayats, Dirk Padfield, Kara Vailancourt, and Fadi Biadisy. 2021b. [Residual Adapters for Parameter-Efficient ASR Adaptation to Atypical and Accented Speech](#). *Preprint*, arXiv:2109.06952.
- Greta Tuckute, Aalok Sathe, Shashank Srikant, Maya Taliaferro, Mingye Wang, Martin Schrimpf, Kendrick Kay, and Evelina Fedorenko. 2024. [Driving and suppressing the human language network using large language models](#). *Nature Human Behaviour*, 8:1–18.
- Rosanna Turrissi, Arianna Braccia, Marco Emanuele, Simone Giulietti, Maura Pugliatti, Mariachiara Sensi, and Luciano Fadiga and Leonardo Badino. 2021. [EasyCall corpus: a dysarthric speech dataset](#). In *Interspeech 2021*, pages 41–45.
- Adithya V Ganesan, Matthew Matero, Aravind Reddy Ravula, Huy Vu, and H. Andrew Schwartz. 2021. [Empirical evaluation of pre-trained transformers for human-level NLP: The role of sample size and dimensionality](#). In *Proceedings of the 2021 Conference of the North American Chapter of the Association for Computational Linguistics: Human Language Technologies*, pages 4515–4532, Online. Association for Computational Linguistics.
- Adithya V Ganesan, Vasudha Varadarajan, Yash Kumar Lal, Veerle C Eijbroek, Katarina Kjell, Oscar NE Kjell, Tanuja Dhanasekaran, Elizabeth C Stade, Johannes C Eichstaedt, Ryan L Boyd, and 1 others. 2024. [Explaining gpt-4’s schema of depression using machine behavior analysis](#). *arXiv preprint arXiv:2411.13800*.
- Bhavik Vachhani, Chitralekha Bhat, Biswajit Das, and Sunil Kumar Kopparapu. 2017. [Deep Autoencoder Based Speech Features for Improved Dysarthric Speech Recognition](#). In *Interspeech 2017*, pages 1854–1858.
- Lester Phillip Violeta, Wen Chin Huang, and Tomoki Toda. 2022. [Investigating Self-supervised Pretraining Frameworks for Pathological Speech Recognition](#). In *Interspeech 2022*, pages 41–45.
- Yan Wan, Mengyi Sun, Xinchun Kang, Jingting Li, Pengfei Guo, Ming Gao, and Su-Jing Wang. 2024. [CDS: Chinese Dysarthria Speech Database](#). In *Interspeech 2024*, page 4109–4113. ISCA.
- Disong Wang, Jianwei Yu, Xixin Wu, Lifa Sun, Xunying Liu, and Helen Meng. 2021. [Improved End-to-End Dysarthric Speech Recognition via Meta-learning Based Model Re-initialization](#). In *2021 12th International Symposium on Chinese Spoken Language Processing (ISCSLP)*, pages 1–5.
- Thomas Wolf, Lysandre Debut, Victor Sanh, Julien Chaumond, Clement Delangue, Anthony Moi, Pierric Cistac, Tim Rault, Remi Louf, Morgan Funtowicz, Joe Davison, Sam Shleifer, Patrick von Platen, Clara Ma, Yacine Jernite, Julien Plu, Canwen Xu, Teven Le Scao, Sylvain Gugger, and 3 others. 2020. [Transformers: State-of-the-Art Natural Language Processing](#). In *Proceedings of the 2020 Conference on Empirical Methods in Natural Language Processing: System Demonstrations*, pages 38–45, Online. Association for Computational Linguistics.
- Lidan Wu, Daoming Zong, Shiliang Sun, and Jing Zhao. 2021. [A Sequential Contrastive Learning Framework for Robust Dysarthric Speech Recognition](#). In *ICASSP 2021 - 2021 IEEE International Conference on Acoustics, Speech and Signal Processing (ICASSP)*, pages 7303–7307.
- Feifei Xiong, Jon Barker, and Heidi Christensen. 2019. [Phonetic Analysis of Dysarthric Speech Tempo and Applications to Robust Personalised Dysarthric Speech Recognition](#). In *ICASSP 2019 - 2019 IEEE International Conference on Acoustics, Speech and Signal Processing (ICASSP)*, pages 5836–5840.
- Yudong Yang, Xinyi Wu, Xiaokang Liu, Jiang Liu, Jingdong Zhou, Rennan Wang, Xin Wang, Rongfeng Su, Nan Yan, and Lan Wang. 2025. [Feature Extraction Method Based on Contrastive Learning for Dysarthria Detection](#). In *Int. Conf. Social Robotics*, pages 272–281. Springer, Singapore.

Appendix

A Dysarthric Normative Model: Leave-One-Out Cross-Validation

The dysarthric normative model was built using a leave-one-out cross-validation approach across all eight speakers in the TORGO dataset. To make the

```

scores = []
for test_user in all_users:
    user_score = []
    for dev_user in all_users - {test_user}:
        train_users = all_users - {test_user, dev_user}
        train_data = data[train_users]
        dev_data = data[dev_user]
        test_data = data[test_user]

        model.fit(train=train_data, dev=dev_data)
        wer = model.eval(test_data)
        user_score.append(wer)

    scores.append(user_score)

```

Figure 4: Algorithm used for Leave-One-Out Cross-Validation of Dysarthric Normative models.

process more transparent, we describe it below in pseudocode form.

This process results in a total of 56 models (8 test users \times 7 dev users), ensuring speaker-independent evaluation and reducing overfitting.

Responsible NLP Research Checklist

A. Limitations and Potential Risks

- **A1. Limitations Section:** Yes. This paper has a limitations section.
- **A2. Potential Risks:** Yes. Ethical Considerations.

B. Use or Creation of Scientific Artifacts

- **B. Use or Create Scientific Artifacts:** Yes.
- **B1. Cite Creators of Artifacts:** Yes. §3, §4.
- **B2. Discuss the License for Artifacts:** Yes. Ethical Consideration.
- **B3. Artifact Use Consistent with Intended Use:** Yes. Ethical Considerations.
- **B4. Data Contains Personally Identifying Info or Offensive Content:** No. Anonymized Data.
- **B5. Documentation of Artifacts:** Yes. §3.
- **B6. Statistics for Data:** Yes. §3.

C. Computational Experiments

- **C. Computational Experiments:** Yes.
- **C1. Model Size and Budget:** Yes. §4.
- **C2. Experimental Setup and Hyperparameters:** Yes. §4.

- **C3. Descriptive Statistics:** Yes. §5.

- **C4. Parameters for Packages:** Yes. §4.

D. Human Subjects Including Annotators

- **D. Human Subjects:** No.
- **D1. Instructions Given to Participants:** N/A.
- **D2. Recruitment and Payment:** N/A.
- **D3. Data Consent:** N/A.
- **D4. Ethics Review Board Approval:** N/A.
- **D5. Characteristics of Annotators:** N/A.

E. AI Assistants in Research or Writing

- **E. AI Assistants in Research or Writing:** Yes.
- **E1. Information About Use of AI Assistants:** No. Used as copilot and text correction tool.