

ON TERNARY TREES AND FIGHTING FISH

SEN-PENG EU, TUNG-SHAN FU, AND YU-REN PAN

ABSTRACT. Fighting fish is a combinatorial configuration introduced by Duchi et al. as a new model of branching surfaces that generalizes directed convex polyominoes. We come up with an alternative construction of fighting fish, using a tree structure built on the so-called stem cells of fighting fish. From this perspective, we establish a bijection between ternary trees and fighting fish with a marked strip of cells, which specializes to a direct bijection between left ternary trees and fighting fish. Using these results, we obtain a combinatorial enumeration of the fighting fish of size n by establishing a $(n+1)$ -to-2 bijection with the ternary trees having n nodes. We present some additional enumerative results including that the fighting fish with a marked tail and the horizontally symmetric fighting fish are equinumerous with the ordered pairs of ternary trees having a total of a prescribed number of nodes.

1. INTRODUCTION

In a study of random branching surfaces, Duchi et al. [5] introduced a combinatorial configuration, called fighting fish, in terms of gluings of unit squares as a generalization of directed convex polyominoes. Fighting fish are counted by the sequence

$$\left\{ \frac{2}{(n+1)(2n+1)} \binom{3n}{n} \right\}_{n \geq 1} = 1, 2, 6, 22, 91, 408, 1938, 9614, \dots$$

[15, A000139], which turns out to be the number of some classical objects such as left ternary trees [4, 13], two-stack-sortable permutations [3, 11, 12, 16, 17], non-separable rooted planar maps [1, 2, 7, 11] and synchronized intervals of the Tamari lattice [8].

In recent years, there has been growing interest in bijections among these different families of objects. Goulden–West [12] established bijections between two-stack-sortable permutations and non-separable rooted planar maps using either generating trees or recursive decompositions (see also [9]). Del Lungo–Del Ristoro–Penaud [4] used an analogous decomposition for left ternary trees to establish a bijection between non-separable rooted planar maps and left ternary trees, whereas Jacquard–Schaeffer [13] discovered an alternative bijection. Fang [11] used another recursive decomposition of two-stack-sortable permutations to establish a bijection with fighting fish, whereas Cioni–Ferrari–Henriet [3] described a direct construction of Fang’s bijection using a particular class of trees. Duchi–Henriet obtained a bijection between non-separable rooted planar maps and fighting fish [7] and a bijection between synchronized intervals of the Tamari lattices and fighting fish [8]. See Figure 1 for an updated version of a diagram, previously appeared in the article [7], which summarizes these bijective results (The dashed arrows indicate recursive bijections). One of our main results is a direct bijection between left ternary trees and fighting fish (see Theorem 1.3), contributing a missing link in the diagram.

1.1. Fighting fish. A *cell* is a 45° titled unit square the four edges of which are distinguished and called *left upper edge*, *left lower edge*, *right upper edge* and *right lower edge*. An edge of a cell is *free* if it is not glued to the edge of another cell. A *fighting fish* is a finite set of cells glued together edge by edge that can be constructed from an initial cell called *head* by attaching new cells successively. More precisely, there are three ways to add a new cell (see Figure 2).

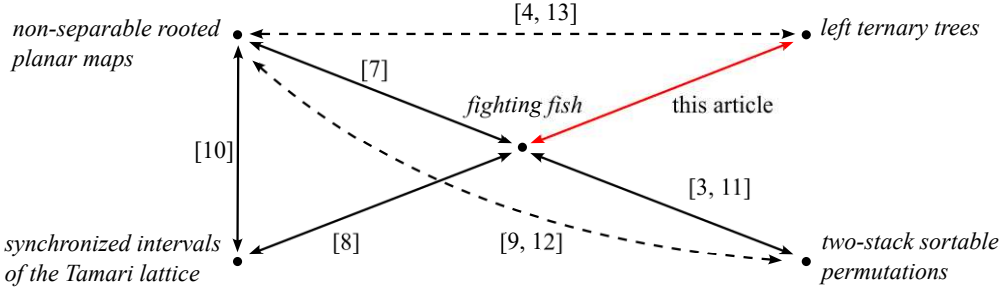


FIGURE 1. A diagram of bijective results for the objects in connection to fighting fish.

Algorithm A

- (A1) *Upper gluing*: we attach it to a free right upper edge of a cell.
- (A2) *Lower gluing*: we attach it to a free right lower edge of a cell.
- (A3) *Double gluing*: if there is a cell c with two cells a and b attached to its right upper and lower edge, and such that a (b , respectively) has a free right lower (upper, respectively) edge, then we attach the new cell to both a and b .

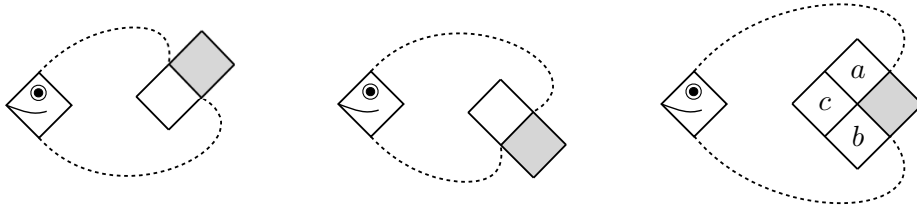


FIGURE 2. The three operations to add a cell for growing a fighting fish.

The head of a fighting fish is the only cell with two free left edges. A *tail* is a cell with two free right edges. The *size* of a fighting fish is the number of its free right edges minus 1. Let \mathcal{F}_n denote the set of fighting fish of size n . Note that every fighting fish has as many free right edges as free left edges.

By a *descending* (*ascending*, respectively) *strip* of a fighting fish we mean a maximal sequence a_1, a_2, \dots, a_m of cells such that the left upper (lower, respectively) edge of a_{j+1} is glued to the right lower (upper, respectively) edge of a_j , for some positive integer m and $1 \leq j \leq m-1$. The cell a_1 is the *top* (*bottom*, respectively) cell of the descending (ascending, respectively) strip, and the cell a_m is the bottom (top, respectively) cell of the descending (ascending, respectively) strip. In particular, the descending strip containing the head is also called the *jaw* of the fighting fish.

1.2. Ternary trees. A *ternary tree* is a finite set of nodes which is either empty, or contains a root and three disjoint ternary trees known as the left, middle and right subtrees of the root. For each node x of a ternary tree T , there is a path $\mu(x)$ from the root to the node x . The path $\mu(x)$ consists of three kinds of steps, left, middle and right. The *abscissa* of x is the difference between the number of left and right steps in $\mu(x)$. More precisely, the root has abscissa 0, and if x is an internal node with abscissa j , the left, middle and right child of x has abscissa $j+1$, j and $j-1$, respectively. By convention, we orient the abscissa axis toward the left. Let $\alpha(x)$ denote the abscissa of x . Let \mathcal{T}_n denote the set of ternary trees having n nodes. It is a classical result that

$$|\mathcal{T}_n| = \frac{1}{2n+1} \binom{3n}{n} \quad (1.1)$$

[15, A001764]. A *left tree* is a ternary tree whose nodes all have nonnegative abscissas. Let \mathcal{LT}_n denote the set of left ternary trees having n nodes.

1.3. Main results. In the next section, we introduce the notion of stem cells of fighting fish and present an alternative construction of fighting fish, using a tree structure built on the stem cells (see Proposition 2.6). Based on this construction, we establish the following bijection between ternary trees and fighting fish with a marked descending strip. Define

$$\mathcal{MF}_n := \{(F, Q) \mid F \in \mathcal{F}_n \text{ and } Q \text{ is a descending strip of } F\}.$$

Theorem 1.1. *For all $n \geq 1$, there is a bijection $\phi : T \mapsto (F, Q)$ of \mathcal{T}_n onto \mathcal{MF}_n such that a ternary tree T having ℓ nodes with odd abscissas and $n - \ell$ nodes with even abscissas is carried to an ordered pair (F, Q) , where the fighting fish F has $\ell + 1$ descending strips and $n - \ell$ ascending strips, and the descending strip Q is determined by the root of T .*

Using a classical method of generating function, Duchi et al. [5] derived the number of fighting fish of size n , i.e.,

$$|\mathcal{F}_n| = \frac{2}{(n+1)(2n+1)} \binom{3n}{n} \quad (1.2)$$

for $n \geq 1$. Using (1.1) and Theorem 1.1, we give a combinatorial proof of (1.2) by establishing the following bijection.

Theorem 1.2. *There is a $(n+1)$ -to-2 bijection between the set \mathcal{F}_n of fighting fish of size n and the set \mathcal{T}_n of ternary trees having n nodes. Hence we have*

$$|\mathcal{F}_n| = \frac{2}{n+1} |\mathcal{T}_n|. \quad (1.3)$$

When the map ϕ specializes to the left ternary trees, we obtain the following bijection between left ternary trees and fighting fish.

Theorem 1.3. *For all $n \geq 1$, there is a bijection $\phi : T \mapsto F$ of \mathcal{LT}_n onto \mathcal{F}_n such that a left ternary tree T having ℓ nodes with odd abscissas, $n - \ell$ nodes with even abscissas and k nodes with abscissa 0 is carried to a fighting fish F having $\ell + 1$ descending strips, $n - \ell$ ascending strips and a jaw with k cells.*

We remark that this bijection is established by a direct construction involving statistic insights, which is not isomorphic to the composition of the bijection between non-separable rooted planar maps and fighting fish by Duchi–Henriet [7] and the recursive bijection between left ternary trees and non-separable rooted planar maps by Del Lungo–Del Ristoro–Penaud [4] or by Jacquard–Schaeffer [13] (see the concluding remarks).

We present some additional enumerative results derived from Theorem 1.1 and Theorem 1.3. Duchi et al. [5] also derived the total number of tails of all fighting fish in \mathcal{F}_n , which coincides with the number of ordered pairs of ternary trees (introduced by Knuth in his lecture [14]). Let $(\mathcal{T} \times \mathcal{T})_n$ be the set of ordered pairs (T_1, T_2) of ternary trees such that T_1 and T_2 have a total of n nodes. It is known that $|(\mathcal{T} \times \mathcal{T})_n|$ is counted by the sequence

$$\left\{ \frac{1}{n+1} \binom{3n+1}{n} \right\}_{n \geq 0} = 1, 2, 7, 30, 143, 728, 3876, \dots \quad (1.4)$$

[15, A006013]. We establish a bijection between the following two sets (see Theorem 5.1)

$$\{(F, t) \mid F \in \mathcal{F}_n \text{ and } t \text{ is a tail of } F\} \simeq (\mathcal{T} \times \mathcal{T})_{n-1}, \quad (1.5)$$

for $n \geq 1$, which gives a combinatorial proof of a result by Duchi et al. [5, Corollary 1].

To enumerate the horizontally symmetric fighting fish (\mathcal{SF}), we establish a bijection between the following two sets (see Theorem 5.2)

$$\mathcal{SF}_{2n+1} \simeq (\mathcal{T} \times \mathcal{T})_n. \quad (1.6)$$

Moreover, we obtain a combinatorial enumeration of the left ternary trees (see Theorem 5.4)

$$|\mathcal{LT}_n| = \frac{2}{n+1} |\mathcal{T}_n|, \quad (1.7)$$

which gives a simplified proof of a result by Jacquard–Schaeffer (cf. [13, Theorem 2]).

2. AN ALTERNATIVE CONSTRUCTION OF FIGHTING FISH

In this section, we introduce the notion of stem cells of fighting fish and present an alternative construction of the fighting fish.

Definition 2.1. A cell of a fighting fish F is called a *stem cell* if it satisfies one of the following conditions:

- (i) at least one of its two right edges is free;
 - (ii) it itself has no free right edges, but its right point is the intersection of two free edges.
- In this case, it is called a *branch cell*.

Note that the bottom (top, respectively) cell of each descending (ascending, respectively) strip is a stem cell since it has a free right lower (upper, respectively) edge. For example, the fighting fish shown in Figure 3 contains 9 stem cells, which are indicated by nodes. Among them, those two cells w, a are branch cells, and those three cells b, c, d are tails.

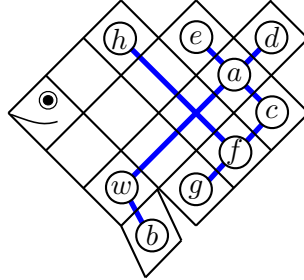


FIGURE 3. A fighting fish and the associated graph on its stem cells.

Lemma 2.2. *The following properties hold for every fighting fish $F \in \mathcal{F}_n$.*

- (i) *The number of branch cells in F equals the number of tails minus 1.*
- (ii) *There are n stem cells in F .*

Proof. (i) Let $\text{tail}(F)$ ($\text{branch}(F)$, respectively) be the number of tails (branch cells, respectively) of F . A fighting fish can be constructed from a cell by adding cells one by one using the operations (A1)–(A3). Initially, F consist of a single cell, where $\text{tail}(F) = 1$ and $\text{branch}(F) = 0$. Whenever we add a new cell to F using (A1), (A2) or (A3), we observe that the difference between the number of tails and branch cells is always 1.

(ii) Let $\text{stem}(F)$ be the number of stem cells of F . Suppose there are d_0 (d_1 and d_2 , respectively) stem cells in F having 0 (1 and 2, respectively) free right edges. Then $\text{stem}(F) = d_0 + d_1 + d_2$ and $d_1 + 2d_2 = n + 1$. By (i), we have $d_0 = d_2 - 1$. It follows that $\text{stem}(F) = n$. \square

We associate a fighting fish F with a graph T_F defined as follows. By abuse of notation, the stem cell associated to a vertex u in T_F is also denoted by u .

- (i) The vertex set of T_F is the set of stem cells of F .
- (ii) Two vertices $a, b \in T_F$ are adjacent if the stem cells a, b are in the same strip of F and there is no other stem cell in between a and b .

See Figure 3 for the graph T_F built on the stem cells of a fighting fish F .

Lemma 2.3. *The graph T_F is a tree.*

Proof. We shall prove that the graph T_F is acyclic and connected. Suppose the graph T_F contains a cycle, there exist three vertices a, b and c in this cycle such that the cell a (b , respectively) is on the northeast (southeast, respectively) side of c in the ascending (descending, respectively) strip containing c in F . Moreover, there is another sequence of connected cells from a to b . It follows that neither the cell c has a free right edge nor the right point of c is the intersection of two free edges, which is against the condition that c is a stem cell in F . Thus, T_F is acyclic.

The connectedness of T_F can be observed over the growing process of F . The construction of F starts from a cell and then adds new cells one by one using the operations (A1)-(A3). The initial cell itself is a stem cell. If a new cell is added by using the operation (A1) or (A2), it is clear that the resulting graph on stem cells is connected. Thus, the graph T_F is connected if F is of size 2.

Suppose F is of size at least three. Consider the three stem cells a, b and c in F such that a (b , respectively) is glued to the right upper (lower, respectively) edge of c . If we perform a double gluing (A3) of a cell d on a and b then the resulting graph on stem cells is obtained by replacing the vertex c by d and replacing the edge ac (bc , respectively) by ad (bd , respectively) (see Figure 4(i)). Moreover, if there is another node w adjacent to c such that the stem cell w is in the ascending (descending, respectively) strip containing c . Then the edge wc is replaced by the edge wa (wb , respectively) (see Figure 4(ii)). Thus, T_F is connected. The result follows. \square

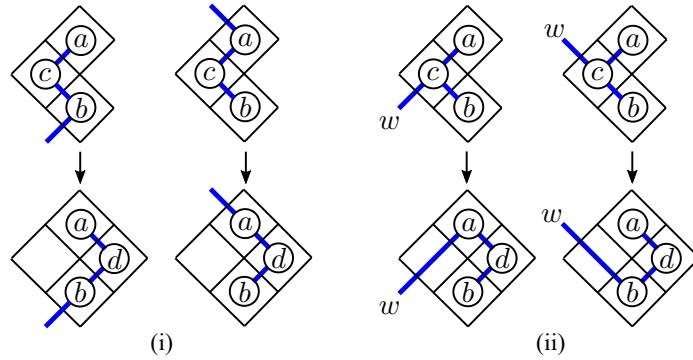


FIGURE 4. The varied stem cells by an operation (A3).

In the following, we describe an alternative construction of F by using the tree T_F built on its stem cells.

For convenience, the *northeast* and *southwest* directions of an ascending strip are denoted by the letters N and S , respectively, and the *southeast* and *northwest* directions of a descending strip are denoted by the letters E and W , respectively. We turn the graph T_F into a labeled rooted tree by specifying a root and a vertex-labeling $\lambda : T_F \rightarrow \{N, E, S, W\}$ as follows.

Algorithm B

- (B1) Choose a descending strip and set its topmost stem cell, say w , to be the root. Set $\lambda(w) = E$.

- (B2) For any labeled node u , if v is a node adjacent to u on the N (E , S and W , respectively) side of u , we set v to be a child of u with $\lambda(v) = N$ (E , S and W , respectively).

Note that we do not specify an ordering for the children of each internal node. For example, consider the fighting fish F shown in Figure 5(i), along with the graph T_F on its stem cells. If we set the topmost stem cell of its jaw to be the root, the labeled-rooted-tree formation of T_F is shown in Figure 5(ii).

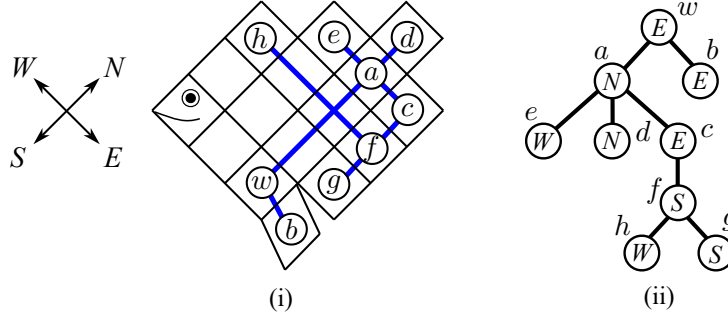


FIGURE 5. A fighting fish and the associated labeled rooted tree.

By abuse of notation, let T_F be a labeled rooted tree constructed on the stem cells of F using the algorithm B. We construct a union F' of cells from T_F by the following algorithm C.

Algorithm C

The construction of F' starts with a cell, which is the stem cell associated to the root of T_F . Traverse the nodes of T_F from the root in breath-first-search order (The performing order for sibling nodes is irrelevant). Each time we encounter a new node u , we add cells to F' so that a new stem cell associated to u is created.

Find the parent of u in T_F , say w , and find the stem cell w in F' . There are four possible ways to add cells according to the label of u .

- (C1) $\lambda(u) = N$. We attach the stem cell u to the right upper edge of w .
- (C2) $\lambda(u) = E$. We attach the stem cell u to the right lower edge of w .
- (C3) $\lambda(u) = W$. Find the top cell, say q , of the descending strip containing w , and find the bottom cell, say p , of the ascending strip containing q (see Figure 6(i)). Let R be the ascending strip containing p, q , and let Q be the ascending strip immediately above R (if any). For some integers k, ℓ ($k \geq \ell$), let $p = b_1, b_2, \dots, b_k = q$ be the consecutive cells from p to q in R , and let a_1, \dots, a_ℓ be the consecutive cells in Q , if any, such that the right lower edge of a_i is glued to the left upper edge of b_i for $1 \leq i \leq \ell$. We insert an ascending strip of k cells c_1, \dots, c_k between R and Q such that the right lower edge of c_i is glued to the left upper edge of b_i for $1 \leq i \leq k$, while the left upper edge of c_i is glued to the right lower edge of a_i for $1 \leq i \leq \ell$ (see Figure 6(ii)). In this case, the cell c_k is the newly created stem cell, which is associated to the node u .
- (C4) $\lambda(u) = S$. Find the bottom cell, say q , of the ascending strip containing w , and find the top cell, say p , of the descending strip containing q (see Figure 7(i)). Let R be the descending strip containing p, q , and let Q be the descending strip immediately below R (if any). For some integers k, ℓ ($k \geq \ell$), let $p = b_1, b_2, \dots, b_k = q$ be the consecutive cells from p to q in R , and let a_1, \dots, a_ℓ be the consecutive cells in Q , if any, such that the right upper edge of a_i is glued to the left lower edge of b_i for $1 \leq i \leq \ell$. We insert a descending strip of k cells c_1, \dots, c_k between R and Q such that the right upper edge of c_i is glued to the left lower edge of b_i for $1 \leq i \leq k$, while the left lower edge of c_i

is glued to the right upper edge of a_i for $1 \leq i \leq \ell$ (see Figure 7(ii)). In this case, the cell c_k is the newly created stem cell, which is associated to the node u .

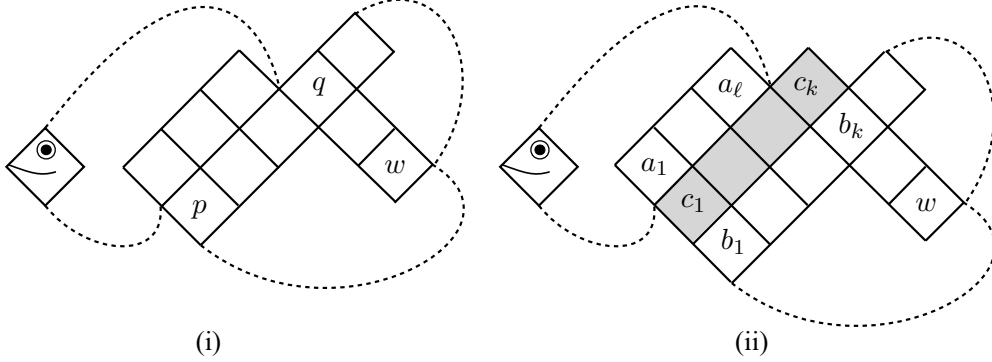


FIGURE 6. The operation (C3) for adding an ascending strip of cells c_1, \dots, c_k .

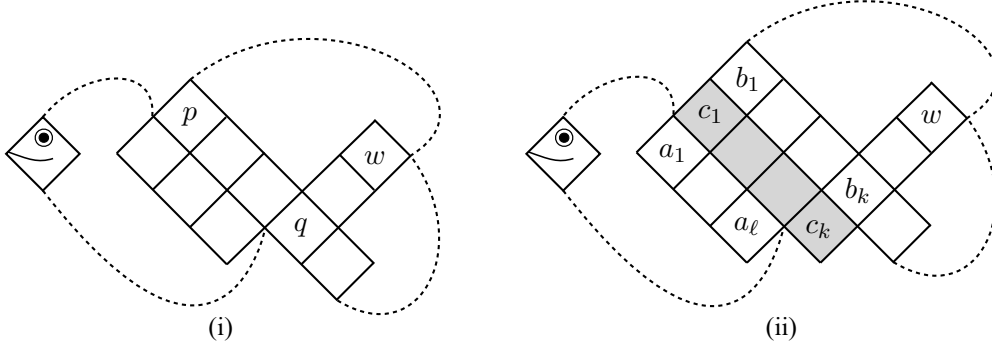


FIGURE 7. The operation (C4) for adding a descending strip of cells c_1, \dots, c_k .

Example 2.4. We construct a union of cells from the tree shown in Figure 5(ii). Start with a cell, associated to the root w (see Figure 8(i)). For the children a, b of the root, where $\lambda(a) = N$ and $\lambda(b) = E$, by (C1) and (C2) we attach a stem cell a (b , respectively) to the right upper (lower, respectively) edge of the cell w (see Figure 8(ii)). For the children c, d and e of the node a , where $\lambda(c) = E$, $\lambda(d) = N$ and $\lambda(e) = W$, we attach a stem cell c (d , respectively) to the right lower (upper, respectively) edge of the cell a , and by (C3) we glue an ascending strip of two cells on the top so that the stem cell e is added on the W side of a (see Figure 8(iii)). For $\lambda(f) = S$, by (C4) we insert a descending strip of three cells so that the stem cell f is added on the S side of c (See Figure 8(iv)). For $\lambda(g) = S$, by (C4) we insert a descending strip of three cells, and then for $\lambda(h) = W$, by (C3) we glue an ascending strip of three cells on the top (see Figure 8(v)).

Lemma 2.5. *The union F' of cells is a fighting fish.*

Proof. We observe that the operation (C1) is exactly the upper gluing (A1), and that the operation (C2) is exactly the lower gluing (A2). Moreover, the insertion of an ascending strip of k cells c_1, \dots, c_k in (C3) can be accomplished by using the operations (A1)-(A3) as follows. If the ascending strip Q is nonempty, we perform a lower gluing (A2) of c_1 on a_1 , perform $\ell - 1$ double gluings (A3) of c_{i+1} on a_{i+1} and c_i for $1 \leq i \leq \ell - 1$, and then perform $k - \ell$ upper

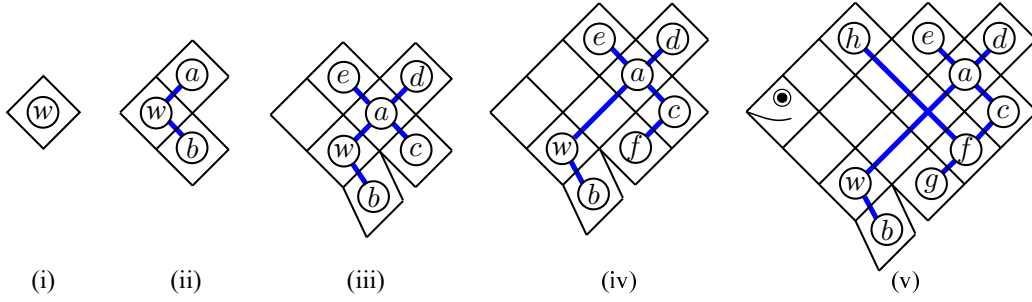


FIGURE 8. The construction of the fighting fish from the tree in Figure 5(ii).

gluings (A1) of c_{i+1} on c_i for $\ell \leq i \leq k-1$. If the ascending strip Q is empty, we create a new ascending strip of k cells c_1, \dots, c_k , starting from c_1 , by performing $k-1$ upper gluings (A1) of c_{i+1} on c_i for $1 \leq i \leq k-1$. Next, we perform a lower gluing (A2) of b_1 on c_1 , and perform $k-1$ double gluing (A3) of b_{i+1} on c_{i+1} and b_i for $1 \leq i \leq k-1$.

Similarly, the insertion of a descending strip of k cells in (C4) can be accomplished by using the operations (A1)-(A3). The result follows. \square

The following result shows that a fighting fish is uniquely determined by its stem cells.

Proposition 2.6. *A fighting fish can be reconstructed from its stem cells.*

Proof. We shall prove $F' = F$ by induction on n . For $n = 1$, we have $F' = F$, which is a single cell. Suppose the assertion $F' = F$ holds up to size $n-1$. Consider a fighting fish F of size n . Let u be a leaf in T_F , and let w be the parent of u .

Case 1. $\lambda(u) = N$. Note that the cell u is a tail attached to the right upper edge of the stem cell w in F . Let F_1 be the fighting fish obtained from F by removing the cell u , and let T_{F_1} be the labeled rooted tree constructed on the stem cells of F_1 , using the same root as T_F . Construct a fighting fish F'_1 from T_{F_1} , using the algorithm C. By induction hypothesis, we have $F'_1 = F_1$. We observe that the fighting fish F (F' , respectively) is obtained from F_1 (F'_1 , respectively) by attaching the cell u to the right upper edge of w . Thus, we have $F' = F$.

Case 2. $\lambda(u) = E$. That $F' = F$ can be proved by an argument similar to Case 1.

Case 3. $\lambda(u) = W$. Note that the cell u in F is the unique stem cell in the ascending strip containing u . Let F_2 be the fighting fish obtained from F by removing the ascending strip containing u . (The ascending strips immediately above and below this strip are glued together, if any.) Let T_{F_2} be the labeled rooted tree constructed on the stem cells of F_2 , using the same root as T_F . Construct a fighting fish F'_2 from T_{F_2} , using the algorithm C. By induction hypothesis, we have $F'_2 = F_2$. We observe that the fighting fish F (F' , respectively) is obtained from F_2 (F'_2 , respectively) by inserting an ascending strip such that the stem cell u is added to the W side of w . Thus, we have $F' = F$.

Case 4. $\lambda(u) = S$. That $F' = F$ can be proved by an argument similar to Case 3.

Thus, the assertion $F' = F$ is proved. The result follows. \square

We remarked that unlike the construction using the operations (A1)-(A3), the stem cells of a fighting fish do not vary over the growing process once they are created by using the operations (C1)-(C4).

3. TERNARY TREES AND FIGHTING FISH WITH A MARKED DESCENDING STRIP

In this section, we shall establish the bijection $\phi : \mathcal{T}_n \rightarrow \mathcal{MF}_n$ in Theorem 1.1 and the bijection in Theorem 1.2.

3.1. The map $\phi : T \mapsto (F, Q)$. Given a ternary tree $T \in \mathcal{T}_n$, we define a vertex-labeling $\lambda : T \rightarrow \{N, E, S, W\}$ as follows.

Algorithm D

For any internal node w of T , let x, y and z be the left, middle and right child (if any) of w .

(D1) If w is the root, we set $\lambda(w) = E$.

(D2) If $\lambda(w) = E$, we set $\lambda(x) = N$, $\lambda(y) = E$ and $\lambda(z) = S$.

(D3) If $\lambda(w) = N$, we set $\lambda(x) = E$, $\lambda(y) = N$ and $\lambda(z) = W$.

(D4) If $\lambda(w) = W$, we set $\lambda(x) = N$, $\lambda(y) = W$ and $\lambda(z) = S$.

(D5) If $\lambda(w) = S$, we set $\lambda(x) = E$, $\lambda(y) = S$ and $\lambda(z) = W$.

By (D2)-(D5), notice that $\lambda(x)$, $\lambda(y)$ and $\lambda(z)$ are distinct and none of them are the opposite direction of $\lambda(w)$. Thus, the algorithm C works well for constructing a fighting fish from such a labeled ternary tree T . Let F_T be the fighting fish constructed from T using the algorithm C. The map $\phi : \mathcal{T}_n \rightarrow \mathcal{MF}_n$ is defined by $T \mapsto (F_T, Q)$, where Q is the descending strip containing the stem cell associated to the root of T .

Example 3.1. Let T be the ternary tree shown on the left of Figure 9. The vertex-labeling of T is shown on the right. The root w of T is labeled with the letter E . For the left, middle and right child of the root, by (D2) we have $\lambda(a) = N$, $\lambda(b) = E$ and $\lambda(k) = S$. For the children of a , by (D3) we have $\lambda(c) = E$, $\lambda(d) = N$ and $\lambda(e) = W$. Then by (D2) and (D4) we have $\lambda(f) = S$ and $\lambda(j) = S$. For the middle and right child of f , by (D5) we have $\lambda(g) = S$ and $\lambda(h) = W$. The fighting fish F_T constructed from T is shown in Figure 10.

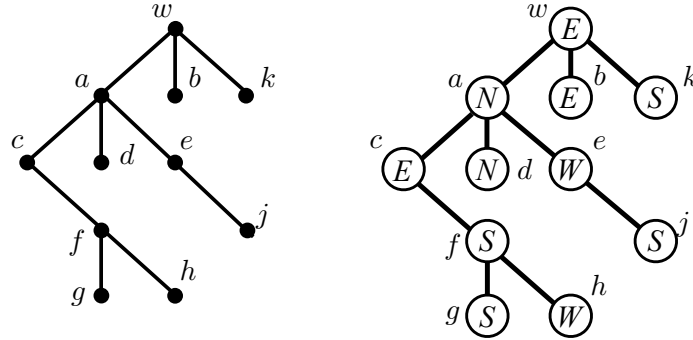


FIGURE 9. A ternary tree and its vertex-labeling.

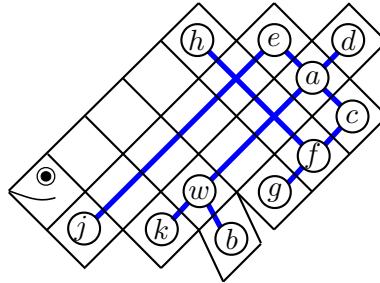


FIGURE 10. The fighting fish constructed from the labeled ternary tree in Figure 9.

We have the following observations about the vertex-labeling in the algorithm D.

Lemma 3.2. *For any internal node w of a ternary tree T , the following properties hold.*

- (i) If u is the middle child of w then $\lambda(u) = \lambda(w)$.
- (ii) If u is the left child of w then $\lambda(u) \in \{N, E\}$. More precisely, we have $\lambda(u) = N$ (E , respectively) if $\lambda(w) \in \{E, W\}$ ($\{N, S\}$, respectively).
- (iii) If u is the right child of w then $\lambda(u) \in \{S, W\}$. More precisely, we have $\lambda(u) = S$ (W , respectively) if $\lambda(w) \in \{E, W\}$ ($\{N, S\}$, respectively).
- (iv) For any node $v \in T$, the abscissa of v is even if $\lambda(v) \in \{E, W\}$, and odd if $\lambda(v) \in \{N, S\}$.

Proof. These results follow from the operations (D1)-(D5) in the algorithm D. \square

For any cell c of a fighting fish, let $\text{Des}(c)$ ($\text{Asc}(c)$, respectively) denote the descending (ascending, respectively) strip containing the cell c . We have the following observations about the connection between T and F_T .

Lemma 3.3. *For the map $\phi : T \mapsto (F_T, Q)$, the following results hold.*

- (i) If the tree T contains i nodes with odd abscissa and j nodes with even abscissa then the fish F_T contains $i + 1$ descending strips and j ascending strips.
- (ii) The stem cell associated to the root w of T is the topmost stem cell in the strip $\text{Des}(w)$ of F_T .

Proof. In the algorithm C, we observe that if we encounter a new node u with $\lambda(u) = N$ (S , respectively) then the operation (C1) ((C3), respectively) creates a new descending strip in F_T and the cell u is the unique stem cell with the letter N (S , respectively) in $\text{Des}(u)$ over the entire growing process. By Lemma 3.2(iv), the abscissa of u is odd. Note that the jaw of F_T is the only descending strip in which the stem cells are all with the letter E . Thus, the difference between the number of descending strips in F_T and the number of nodes with odd abscissa in T is 1.

Likewise, if $\lambda(u) = E$ (W , respectively) then the operation (C2) ((C4), respectively) creates a new ascending strip in F_T and the cell u is the unique stem cell with the letter E (W , respectively) in $\text{Asc}(u)$. By Lemma 3.2(iv), the abscissa of u is even. Thus, the number of ascending strips of F_T equals the number of nodes with even abscissa in T . The assertion (i) follows.

(ii) By (D1) and (D2), if u is a child of the root w of T then $\lambda(u) \in \{N, E, S\}$. The stem cell u in F_T is created either on the E side of w in $\text{Des}(w)$ or on the N (S , respectively) side of $\text{Asc}(w)$. That is, there is no stem cell on the W side of w in $\text{Des}(w)$. The assertion (ii) follows. \square

3.2. The inverse map $\phi^{-1} : (F, Q) \mapsto T$. Given an ordered pair $(F, Q) \in \mathcal{MF}_n$, we set the topmost stem cell in descending strip Q to be the root and construct a labeled rooted tree T_F on the stem cells of F , using the algorithm B. We then impose an ordering on sibling nodes to turn T_F into a ternary tree by using the following algorithm E.

Algorithm E

For any internal node w and a child u of w in T_F , we determine the position of u according to the following four cases.

- (E1) $\lambda(w) = E$. We set u to be the left (middle and right, respectively) child of w if $\lambda(u) = N$ (E and S , respectively).
- (E2) $\lambda(w) = N$. We set u to be the left (middle and right, respectively) child of w if $\lambda(u) = E$ (N and W , respectively).
- (E3) $\lambda(w) = W$. We set u to be the left (middle and right, respectively) child of w if $\lambda(u) = N$ (W and S , respectively).
- (E4) $\lambda(w) = S$. We set u to be the left (middle and right, respectively) child of w if $\lambda(u) = E$ (S and W , respectively).

The resulting tree T_F is set to be the corresponding ternary tree of (F, Q) . By Lemma 3.3, we have established the requested bijection $\phi : \mathcal{T}_n \rightarrow \mathcal{MF}_n$ in Theorem 1.1.

Example 3.4. Consider the fighting fish F shown in Figure 10. If we set Q to be the descending strip $\text{Des}(w)$ then (F, Q) maps to the ternary tree shown in Figure 9. Moreover, if we set Q to be the descending strip $\text{Des}(k)$ then (F, Q) maps to the ternary tree shown Figure 11. In either case, the corresponding ternary tree contains 6 nodes with odd abscissa and 5 nodes with even abscissa. Note that the fighting fish F contains 7 descending strips and 5 ascending strips.

For the case $n = 4$, we compile a list of one-to-one correspondences between the members of \mathcal{MF}_4 and \mathcal{T}_4 in Figure 15.

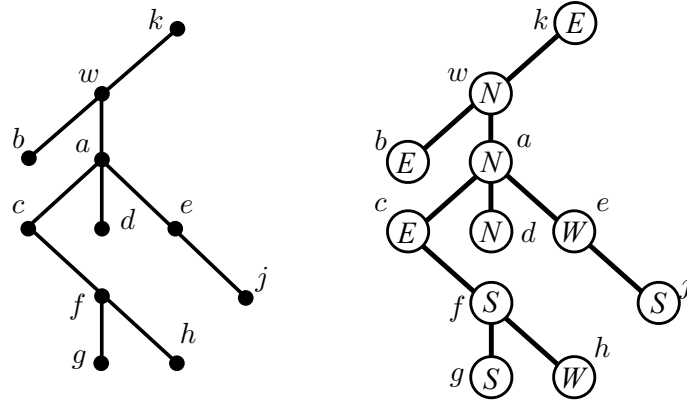


FIGURE 11. A ternary tree and its vertex-labeling.

3.3. A combinatorial enumeration of fighting fish. In the following, we describe a $(n+1)$ -to-2 bijection between these two sets \mathcal{F}_n and \mathcal{T}_n , using the result in Theorems 1.1.

The *conjugation* of a fighting fish F , denoted by F^c , is the fighting fish obtained from F by reflecting with respect to the horizontal axis. Note that the descending (ascending, respectively) strips of F become the ascending (descending, respectively) strips of F^c . For convenience, we use the notation Q^c for the image of a strip Q under a horizontal reflection.

Proof of Theorem 1.2. For $0 \leq \ell \leq n-1$, let $\mathcal{T}_{n,\ell}$ be the subset of \mathcal{T}_n consisting of the trees having ℓ nodes with odd abscissas, and let $\mathcal{F}_{n,\ell}$ be the subset of \mathcal{F}_n consisting of the fish having $\ell+1$ descending strips (and hence $n-\ell$ ascending strips).

For any $F \in \mathcal{F}_{n,\ell}$, if Q is one of the $\ell+1$ descending strip of F , by Theorem 1.1 we have $\phi^{-1}(F, Q) \in \mathcal{T}_{n,\ell}$. That is, there is a bijection between the following two sets

$$\{(F, Q) \mid F \in \mathcal{F}_{n,\ell}, Q \text{ is a descending strip of } F\} \simeq \mathcal{T}_{n,\ell}. \quad (3.1)$$

Moreover, if Q is one of the $n-\ell$ ascending strips of F , by Theorem 1.1 we have $\phi^{-1}(F^c, Q^c) \in \mathcal{T}_{n,n-\ell-1}$. That is, there is a bijection between the following two sets

$$\{(F, Q) \mid F \in \mathcal{F}_{n,\ell}, Q \text{ is an ascending strip of } F\} \simeq \mathcal{T}_{n,n-\ell-1}. \quad (3.2)$$

By (3.1) and (3.2), we have

$$\begin{aligned} (\ell+1)|\mathcal{F}_{n,\ell}| &= |\mathcal{T}_{n,\ell}|, \\ (n-\ell)|\mathcal{F}_{n,\ell}| &= |\mathcal{T}_{n,n-\ell-1}|. \end{aligned} \quad (3.3)$$

We have established a refined $(n+1)$ -to-2 bijection between \mathcal{F}_n and \mathcal{T}_n . It follows that

$$\begin{aligned} (n+1)|\mathcal{F}_n| &= (n+1) \sum_{\ell=0}^{n-1} |\mathcal{F}_{n,\ell}| \\ &= \sum_{\ell=0}^{n-1} (|\mathcal{T}_{n,\ell}| + |\mathcal{T}_{n,n-\ell-1}|) \\ &= 2|\mathcal{T}_n|. \end{aligned}$$

The result follows. \square

4. LEFT TERNARY TREES AND FIGHTING FISH

In this section, we shall establish the bijection $\phi : \mathcal{LT}_n \rightarrow \mathcal{F}_n$ in Theorem 1.3. First, we describe a useful property of the mapping $(F, Q) \mapsto T_F$ under the bijection in Theorem 1.1.

For any node x of T_F , let L_x denote the subtree consisting x and the descendants of x in the left subtree of x . If u is a descendant of x , let $\mu(x, u)$ denote the path from x to u . Sometimes, the path $\mu(x, u)$ is expressed as a word on the alphabets $\{N, E, S, W\}$, which is formed by the labels of the nodes in the path. Let P_x denote the parent of x . When x is the root of T_F , the node P_x can be viewed as a virtual node. Note that if $\lambda(x) = E$ (N , respectively) then in the fighting fish F the stem cell P_x is on the W (S , respectively) side of the stem cell x in $\text{Des}(x)$ ($\text{Asc}(x)$, respectively). When x is the root of T_F , the cell P_x can be viewed as a virtual cell attached to the left upper edge of the strip $\text{Des}(x)$. We say that an ascending strip *intersects* a descending strip if these two strips have a cell in common.

The following property will be used to prove that T_F is a left ternary trees when Q is the jaw of F .

Proposition 4.1. *Let x, y be two nodes in T_F with $\lambda(x) = E$, $\alpha(x) = 2k$, $\lambda(y) = N$ and $\alpha(y) = 2k+1$. For any $k \in \mathbb{Z}$, the following results hold.*

- (i) *If a is a node in the subtree L_x with $\alpha(a) = 2k$ such that every node $u \in \mu(x, a)$ satisfies the condition $\alpha(u) \geq 2k$, then we have $\lambda(a) = W$. Moreover, $\text{Asc}(a)$ intersects $\text{Des}(x)$ at a cell between the stem cells x and P_x in $\text{Des}(x)$, and the cell a is the first stem cell in $\text{Asc}(a)$ above $\text{Des}(x)$ in F .*
- (ii) *If b is a node in the subtree L_y with $\alpha(b) = 2k+1$ such that every node $u \in \mu(y, b)$ satisfies the condition $\alpha(u) \geq 2k+1$, then we have $\lambda(b) = S$. Moreover, $\text{Des}(b)$ intersects $\text{Asc}(y)$ at a cell between the stem cells y and P_y in $\text{Asc}(y)$, and the cell b is the first stem cell in $\text{Des}(b)$ below $\text{Asc}(y)$ in F .*

Proof. Let $\delta(x, a) := \max\{\alpha(u) - \alpha(x) : u \in \mu(x, a)\}$ and $\delta(y, b) := \max\{\alpha(u) - \alpha(y) : u \in \mu(y, b)\}$. We shall prove (i) and (ii) by induction on $\delta(x, a)$ and $\delta(y, b)$.

If $\delta(x, a) = 1$ then the path $\mu(x, a)$ is of the form

$$\mu(x, a) : EN^{r_1}W^{s_1}N^{r_2}W^{s_2} \dots N^{r_t}W^{s_t} \quad (4.1)$$

for some positive integers $r_1, s_1, r_2, s_2, \dots, r_t, s_t$ and t . Note that for any node $u \in \mu(x, a)$, if $\lambda(u) = N$ then in F the strip $\text{Des}(u)$ is above $\text{Des}(x)$, and if $\lambda(u) = W$ then the strip $\text{Asc}(u)$ is between $\text{Asc}(x)$ and $\text{Asc}(P_x)$. Thus, the assertion (i) holds for this initial case.

Similarly, if $\delta(y, b) = 1$ then the path $\mu(y, b)$ is of the form

$$\mu(y, b) : NE^{p_1}S^{q_1}E^{p_2}S^{q_2} \dots E^{p_{t'}}S^{q_{t'}} \quad (4.2)$$

for some positive integers $p_1, q_1, p_2, q_2, \dots, p_{t'}, q_{t'}$ and t' . Note that for any node $u \in \mu(y, b)$, if $\lambda(u) = E$ then in F the strip $\text{Asc}(u)$ is below $\text{Asc}(y)$, and if $\lambda(u) = S$ then the strip $\text{Des}(u)$ is between $\text{Des}(y)$ and $\text{Des}(P_y)$. Thus, the assertion (ii) holds for this initial case.

Suppose the assertion (i) ((ii), respectively) holds for $\delta(x, a) \leq m - 1$ ($\delta(y, b) \leq m - 1$, respectively). Let $\mu(x, a)$ be a path with $\delta(x, a) = m$. Since $\alpha(u) \geq 2k$ for every node $u \in \mu(x, a)$, there exist nodes $y_1, b_1, \dots, y_t, b_t$ with abscissa $2k + 1$ such that the path $\mu(x, a)$ can be factorized as

$$\mu(x, a) : EN^{r_1-1}\mu(y_1, b_1)W^{s_1}N^{r_2-1}\mu(y_2, b_2)W^{s_2} \dots N^{r_t-1}\mu(y_t, b_t)W^{s_t}, \quad (4.3)$$

where $\lambda(y_i) = N$ and $\delta(y_i, b_i) = m - 1$ for each i . By induction hypothesis, we have $\lambda(b_i) = S$, and $\text{Des}(b_i)$ intersects $\text{Asc}(y_i)$ at a cell between y_i and P_{y_i} , and the cell b_i is the first stem cell in $\text{Des}(b_i)$ below $\text{Asc}(y_i)$. By (4.3), we have $\lambda(a) = W$. By (C3), the cell a is added on the W side of b_t in $\text{Des}(b_t)$. Hence $\text{Asc}(a)$ intersects $\text{Des}(x)$ at a cell between x and P_x in $\text{Des}(x)$, and the cell a is the first stem cell in $\text{Asc}(a)$ above $\text{Des}(x)$.

Similarly, let $\mu(y, b)$ be a path with $\delta(y, b) = m$. Since $\alpha(u) \geq 2k + 1$ for every node $u \in \mu(y, b)$, there exist nodes $x_1, a_1, \dots, x_{t'}, a_{t'}$ with abscissa $2k + 2$ such that the path $\mu(y, b)$ can be factorized as

$$\mu(y, b) : NE^{p_1-1}\mu(x_1, a_1)S^{q_1}E^{p_2-1}\mu(x_2, a_2)S^{q_2} \dots E^{p_{t'}-1}\mu(x_{t'}, a_{t'})S^{q_{t'}}, \quad (4.4)$$

where $\lambda(x_i) = E$ and $\delta(x_i, a_i) = m - 1$ for each i . By induction hypothesis, we have $\lambda(a_i) = W$, and $\text{Asc}(a_i)$ intersects $\text{Des}(x_i)$ at a cell between x_i and P_{x_i} , and the cell a_i is the first stem cell in $\text{Asc}(a_i)$ above $\text{Des}(x_i)$. By (4.4), we have $\lambda(b) = S$. By (C4), the cell b is added on the S side of $a_{t'}$ in $\text{Asc}(a_{t'})$. Hence $\text{Des}(b)$ intersects $\text{Asc}(y)$ at a cell between the stem cells y and P_y , and the cell b is the first stem cell in $\text{Des}(b)$ below $\text{Asc}(y)$. The result follows. \square

Example 4.2. Consider the ordered pair (F, Q) , where F is the fighting fish shown in Figure 10 and Q is the strip $\text{Des}(w)$. The corresponding ternary tree T_F is shown in Figure 9. Note that $\lambda(w) = E$ and $\alpha(w) = 0$, and that e (h , respectively) is a node with abscissa 0 in L_w such that $\alpha(u) \geq 0$ for every node $u \in \mu(w, e)$ ($\mu(w, h)$, respectively). In the fighting fish F , we observe that $\text{Asc}(e)$ ($\text{Asc}(h)$, respectively) intersects $\text{Des}(w)$ at a cell between the stem cells w and P_w (virtual cell), and the cell e (h , respectively) is the first stem cell in $\text{Asc}(e)$ ($\text{Asc}(h)$, respectively) above $\text{Des}(w)$.

Moreover, note that $\lambda(a) = N$ and $\alpha(a) = 1$, and that f (g , respectively) is a node with abscissa 1 in L_a such that $\alpha(u) \geq 1$ for every node $u \in \mu(a, f)$ ($\mu(a, g)$, respectively). In the fighting fish F , we observe that $\text{Des}(f)$ ($\text{Des}(g)$, respectively) intersects $\text{Asc}(a)$ at a cell between the stem cells a and w , and the cell f (g , respectively) is the first stem cell in $\text{Des}(f)$ ($\text{Des}(g)$, respectively) below $\text{Asc}(a)$.

Now, we describe the bijection $\phi : \mathcal{LT}_n \rightarrow \mathcal{F}_n$. Given a tree $T \in \mathcal{LT}_n$, find the corresponding ordered pair $(F, Q) \in \mathcal{MF}_n$ of T under the bijection in Theorem 1.1. Then we set F to be the corresponding fighting fish of T , i.e., $\phi(T) = F$. (One can notice that the stem cell associated to the root of T is in the jaw of F .)

To find ϕ^{-1} , given a fish $F \in \mathcal{F}_n$, choose the topmost stem cell in the jaw to be the root, construct the labeled rooted tree T_F built on the stem cells of F , using the algorithms B, and then turn it into a ternary tree, using the algorithm E. We set $\phi^{-1}(F) = T_F$.

Suppose x_1, \dots, x_d are the stem cells in the jaw of F for some $d \geq 1$, where x_1 is the topmost stem cell. Note that the ternary tree T_F is rooted at x_1 , and that the nodes x_1, \dots, x_d form a path such that x_{i+1} is the middle child of x_i , for $1 \leq i \leq d - 1$. Hence $\alpha(x_i) = 0$ and $\lambda(x_i) = E$ for each i .

Lemma 4.3. *The tree T_F is a left ternary tree.*

Proof. Suppose T_F contains nodes with negative abscissa, say in the subtree L_{x_j} for some j . Let $b \in L_{x_j}$ be a node with $\alpha(b) = -1$ such that $\alpha(u) \geq 0$ for every node u between x_j and b in the path $\mu(x_j, b)$. Then b is the right child of a node, say a , in $\mu(x_j, b)$ with abscissa 0. By Proposition 4.1(i), we have $\lambda(a) = W$. Thus, $\lambda(b) = S$. Moreover, $\text{Asc}(a)$ intersects $\text{Des}(x_j)$ at

a cell between x_{j-1} and x_j , and the cell a is the first stem cell in $\text{Asc}(a)$ above $\text{Des}(x_j)$ in F . Then by (C4), the stem cell b is added on the S side of a in $\text{Asc}(a)$ such that the strip $\text{Des}(b)$ is added below $\text{Des}(x_j)$. This contradicts that $\text{Des}(x_j)$ is the jaw of F . Thus, all nodes of T_F have nonnegative abscissas. The result follows. \square

Lemma 4.4. *If the tree T_F contains k nodes with abscissa 0 then the fish F has a jaw with k cells.*

Proof. By Lemma 4.3, the tree T_F can be decomposed into d left ternary subtrees L_{x_i} , for $1 \leq i \leq d$. Note that the fish F can be decomposed into d fighting fish F_1, \dots, F_d by cutting the right lower edge of x_i , where F_i contains the stem cell x_i , for $1 \leq i \leq d$. Then the jaw of F is partitioned into d strips Q_1, \dots, Q_d such that Q_i is the jaw of F_i . Note that each x_i is the unique stem cell in Q_i . By the map ϕ , we have $(F_i, Q_i) \mapsto L_{x_i}$. For each tree L_{x_i} , if a is a node in L_{x_i} with $\alpha(a) = 0$ then by Proposition 4.1(i), $\text{Asc}(a)$ intersects Q_i at a cell between the stem cells x_{i-1} and x_i . Thus, if L_{x_i} contains ℓ_i nodes with abscissa 0 then Q_i consists of ℓ_i cells, for $1 \leq i \leq d$. The result follows. \square

By Theorem 1.1 and Lemmas 4.3 and 4.4, the requested bijection $\phi : \mathcal{LT}_n \rightarrow \mathcal{F}_n$ is established. Thus, the proof of Theorem 1.3 is completed.

For the case $n = 4$, we compile a list of one-to-one correspondence between the members in \mathcal{F}_4 and \mathcal{LT}_4 in Figure 15, where the ternary trees with the root a are left ternary trees.

Corollary 4.5. *The number of left ternary trees having $i + 1$ nodes with even abscissa and j nodes with odd abscissa is*

$$\frac{1}{(i+1)(j+1)} \binom{2i+j+1}{j} \binom{i+2j+1}{i}. \quad (4.5)$$

This result follows from the bijection in Theorem 1.3 and a result by Duchi–Guerrini–Rinald–Schaeffer [6, Theorem 2]. The same formula has been obtained in the enumeration of non-separable planar maps [2] and two-stack sortable permutations [12, 13].

5. ADDITIONAL ENUMERATIVE RESULTS

In this section, we present some enumerative results based on the bijections in Theorem 1.1 and Theorem 1.3.

5.1. Enumeration of fighting fish with a marked tail. Using the method of generating function, Duchi et al. [5] derived the total number of tails of all fighting fish in \mathcal{F}_n , which coincides with the number of ordered pair of ternary trees having a total of $n - 1$ nodes. We present a bijection between these two objects. For a cell t of a fighting fish F , let t^c denote the cell in F^c which is the reflection image of the cell t .

Theorem 5.1. *For all $n \geq 1$, there is a bijection*

$$\{(F, t) \mid F \in \mathcal{F}_n \text{ and } t \text{ is a tail of } F\} \simeq (\mathcal{T} \times \mathcal{T})_{n-1} \quad (5.1)$$

such that $(F, t) \mapsto (T_1, T_2)$ implies $(F^c, t^c) \mapsto (T_2, T_1)$.

Proof. Given a fish $F \in \mathcal{F}_n$ and a tail t of F , we shall construct a ternary tree T on the stem cells of F such that the root of T is associated to the cell t and contains two subtrees (possibly empty).

To construct the ternary tree T , we first create a fighting fish \widehat{F} from F by attaching a new cell p to the right upper edge of the cell t . This creates a new descending strip consisting of the stem cell p . Setting p to be the root, we construct a ternary tree \widehat{T} from \widehat{F} using the algorithms B and D. Note that the node t is the right child of the root p since the node t is adjacent to the

root p on the S side of p . Moreover, if v is a child of t then $\lambda(v) \in \{S, W\}$ since the cell t has two free right edges. Thus, the node t has two subtrees (possibly empty), the middle subtree T_1 and the right subtree T_2 . Then the requested ternary tree T is obtained from \hat{T} by removing the root p , and (F, t) is mapped to the ordered pair $(T_1, T_2) \in (\mathcal{T} \times \mathcal{T})_{n-1}$.

The inverse map can be established by a reverse operation. Given an ordered pair $(T_1, T_2) \in (\mathcal{T} \times \mathcal{T})_{n-1}$, create a ternary tree $T \in \mathcal{T}_n$ by adding a new node t as the root and setting T_1 (T_2 , respectively) to be the middle (right, respectively) subtree of t . Set $\lambda(t) = S$ and determine the vertex-labeling of T'_1, T'_2 , following the rules (D2)-(D5) in the algorithm D. Then construct the corresponding fighting fish of T , using the algorithm C.

For the conjugation F^c of F , we construct a ternary tree T' on the stem cells of F^c such that the root is associated to the cell t^c and $\lambda(t^c) = S$. Moreover, the node t^c has two subtrees (possibly empty), the middle subtree T'_1 and the right subtree T'_2 . Notice that if v is a child of t with $\lambda(v) = S$ (W , respectively) then v^c is a child of t^c with $\lambda(v^c) = W$ (S , respectively). It follows that the subtree T'_1 (T'_2 , respectively) of t^c is isomorphic to the subtree T_2 (T_1 , respectively) of t up to an interchanging labels $S \leftrightarrow W$ and $E \leftrightarrow N$. Thus, $(F^c, t^c) \mapsto (T_2, T_1)$. The result follows. \square

5.2. Enumeration of symmetric fighting fish. A fighting fish F is *symmetric* if $F^c = F$, where the axis of symmetry is the horizontal line passing through the center of the head. Let \mathcal{SF}_n denote the set of symmetric fighting fish of size n . Note that a symmetric fighting fish contains odd number of stem cells since the terminal cell on the axis is either a tail or a branch cell. Thus, \mathcal{SF}_n is empty if n is even.

Theorem 5.2. *For all $n \geq 0$, the following results hold.*

(i) *There is a bijection*

$$\{F \in \mathcal{SF}_{2n+1} \mid F \text{ contains odd number of tails}\} \simeq \mathcal{T}_n. \quad (5.2)$$

(ii) *There is a bijection*

$$\mathcal{SF}_{2n+1} \simeq (\mathcal{T} \times \mathcal{T})_n. \quad (5.3)$$

Proof. (i) Given a fish $F \in \mathcal{SF}_{2n+1}$ with odd number of tails, the terminal cell on the axis must be a tail, denoted by t (see Figure 12(i)). Using the bijection in Theorem 5.1, we obtain $(F, t) \mapsto (T_1, T_2) \in (\mathcal{T} \times \mathcal{T})_{2n}$. Moreover, $(F^c, t^c) \mapsto (T_2, T_1)$. Thus, since F is symmetric, these two trees T_1, T_2 are isomorphic. The requested bijection is defined by $F \mapsto T_1 \in \mathcal{T}_n$. The assertion (i) follows.

(ii) We partition the set $(\mathcal{T} \times \mathcal{T})_n$ into two subsets \mathcal{A}_n and \mathcal{B}_n , where \mathcal{A}_n consists of the ordered pair (T, \emptyset) for all $T \in \mathcal{T}_n$, and \mathcal{B}_n consists of the ordered pair $(T_1, T_2) \in (\mathcal{T} \times \mathcal{T})_n$ such that T_2 is nonempty. Using the result in (i), we obtain the following bijection

$$\{F \in \mathcal{SF}_{2n+1} \mid F \text{ contains odd number of tails}\} \simeq \mathcal{A}_n. \quad (5.4)$$

We shall establish the following bijection

$$\{F \in \mathcal{SF}_{2n+1} \mid F \text{ contains even number of tails}\} \simeq \mathcal{B}_n. \quad (5.5)$$

Given a fish $F \in \mathcal{SF}_{2n+1}$ with even number of tails, the terminal cell on the axis must be a branch cell, denoted by t . Then there is a stem cell, say c (c' , respectively), attached to the right lower (upper, respectively) of the cell t (see Figure 12(ii)).

We construct a rooted tree T on the stem cells of F such that the root is associated to the cell t and contains two pairs $(T_1, T_2), (T'_1, T'_2)$ of subtrees as follows. Set $\lambda(t) = S$. For any labeled node u , if v is a node adjacent to u on the N (E , W and S , respectively) side of u , we set v to be a child of u with $\lambda(v) = N$ (E , W and S , respectively). Let T_1 (T_2 , respectively) be the subtree of T built on the S (E , respectively) side of t . Note that the subtree T_1 is possibly empty and that the subtree T_2 is rooted at c . We turn T_1, T_2 into ternary subtrees

of T , following the rules (E1)-(E4). Let T'_1 (T'_2 , respectively) be the subtree of T built on the W (N , respectively) side of t . Since F is symmetric, these two trees T_1 and T'_1 (T_2 and T'_2 , respectively) are isomorphic up to an interchanging labels $S \leftrightarrow W$ and $E \leftrightarrow N$. Then the fish F is mapped to the ordered pair $(T_1, T_2) \in \mathcal{B}_n$.

The inverse map can be established by a reverse operation. The assertion (ii) follows from the bijections in (5.4) and (5.5). \square

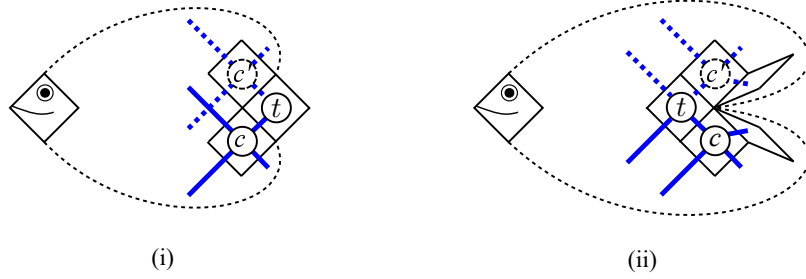


FIGURE 12. The terminal cell on the axis of a symmetric fighting fish.

By (1.1), (1.4) and Theorem 5.2, we have the following results.

Corollary 5.3. *For all $n \geq 0$, the following results hold.*

- (i) *The number of symmetric fighting fish of size $2n + 1$ is $\frac{1}{n+1} \binom{3n+1}{n}$.*
- (ii) *The number of symmetric fighting fish of size $2n + 1$ containing odd number of tails is $\frac{1}{2n+1} \binom{3n}{n}$.*
- (iii) *The number of symmetric fighting fish of size $2n + 1$ containing even number of tails is $\frac{1}{2n+1} \binom{3n}{n+1}$.*

5.3. Enumeration of left ternary trees. In the following, we give a combinatorial proof of the fact that the number of left ternary trees in \mathcal{LT}_n is $\frac{2}{n+1}$ times the number of ternary trees in T_n . Define

$$\begin{aligned}\mathcal{LT}_n^{\text{odd}} &= \{(T, u) \mid u \in T \in \mathcal{LT}_n \text{ and } \alpha(u) \text{ is odd}\}; \\ \mathcal{LT}_n^{\text{even}} &= \{(T, u) \mid u \in T \in \mathcal{LT}_n \text{ and } \alpha(u) \text{ is even}\}.\end{aligned}$$

Using the bijections in Theorem 1.1 and Theorem 1.3, we present a simplified proof of a result by Jacquard–Schaeffer (cf. [13, Theorem 2]).

Theorem 5.4. *For $n \geq 1$, there exist bijections*

$$\mathcal{LT}_n^{\text{odd}} \simeq \mathcal{T}_n \setminus \mathcal{LT}_n, \quad (5.6)$$

$$\mathcal{LT}_n^{\text{even}} \simeq \mathcal{T}_n. \quad (5.7)$$

Hence we have

$$|\mathcal{LT}_n| = \frac{2}{n+1} |\mathcal{T}_n|.$$

Proof. For $0 \leq \ell \leq n-1$, let $\mathcal{T}_{n,\ell}$ ($\mathcal{LT}_{n,\ell}$, respectively) be the subset of \mathcal{T}_n (\mathcal{LT}_n , respectively) consisting of the trees having ℓ nodes with odd abscissa (and hence $n - \ell$ nodes with even abscissa).

For any $T \in \mathcal{LT}_{n,\ell}$, by Theorem 1.3 the tree T maps to a fighting fish F containing $\ell + 1$ descending strips. If u is one of the ℓ nodes with odd abscissa in T , by Lemma 3.2(iv) we have $\lambda(u) \in \{N, S\}$. Note that the cell u is the unique stem cell with label N or S in the descending strip Q containing u . Note that the cell u is not in the jaw of F since the root of T is at abscissa

0. Using the bijection in Theorem 1.1, we obtain a ternary tree $\phi^{-1}(F, Q) \in \mathcal{T}_{n,\ell}$, which is not a left ternary tree. This establishes the bijection

$$\{(T, u) \mid u \in T \in \mathcal{LT}_{n,\ell} \text{ and } \alpha(u) \text{ is odd}\} \simeq \mathcal{T}_{n,\ell} \setminus \mathcal{LT}_n. \quad (5.8)$$

Thus, we have

$$\begin{aligned} \mathcal{LT}_n^{\text{odd}} &= \bigcup_{\ell=0}^{n-1} \{(T, u) \mid u \in T \in \mathcal{LT}_{n,\ell} \text{ and } \alpha(u) \text{ is odd}\} \\ &\simeq \left(\bigcup_{\ell=0}^{n-1} \mathcal{T}_{n,\ell} \right) \setminus \mathcal{LT}_n \\ &= \mathcal{T}_n \setminus \mathcal{LT}_n. \end{aligned}$$

Moreover, if u is one of the $n - \ell$ nodes with even abscissa, by Lemma 3.2(iv) we have $\lambda(u) \in \{E, W\}$. Note that the cell u is the unique stem cell with label E or W in the ascending strip Q containing u . Consider the conjugation of F . Note that Q^c becomes one of the $n - \ell$ descending strips of F^c . Using the bijection in Theorem 1.1, we obtain a ternary tree $\phi^{-1}(F^c, Q^c) \in \mathcal{T}_{n,n-\ell-1}$. This establishes the bijection

$$\{(T, u) \mid u \in T \in \mathcal{LT}_{n,\ell} \text{ and } \alpha(u) \text{ is even}\} \simeq \mathcal{T}_{n,n-\ell-1}. \quad (5.9)$$

Thus, we have

$$\begin{aligned} \mathcal{LT}_n^{\text{even}} &= \bigcup_{\ell=0}^{n-1} \{(T, u) \mid u \in T \in \mathcal{LT}_{n,\ell} \text{ and } \alpha(u) \text{ is even}\} \\ &\simeq \bigcup_{\ell=0}^{n-1} \mathcal{T}_{n,n-\ell-1} \\ &= \mathcal{T}_n. \end{aligned}$$

The result follows. \square

6. CONCLUDING REMARKS

From a fresh perspective on the construction of fighting fish, we establish a bijection ϕ between the set of ternary trees having n nodes and the set of fighting fish of size n with a marked descending strip. Using this result, we obtain a combinatorial enumeration of the fighting fish of size n by establishing a 2-to- $(n+1)$ bijection between these two sets \mathcal{T}_n and \mathcal{F}_n .

When the map ϕ is restricted to the left ternary trees, we obtain a direct bijection between left ternary trees and fighting fish. As remarked earlier, this bijection is not isomorphic to the composition of the bijection Φ between non-separable rooted planar maps and fighting fish in [7] and the recursive bijection Ψ between left ternary trees and non-separable rooted planar maps in [4] or [13]. For example, the left ternary tree in Figure 13(i) is carried by the map Ψ to the non-separable rooted planar maps in Figure 13(ii), which is carried by the map Φ to the fighting fish in Figure 13(iii). As shown in Figure 14, this fighting fish is mapped to a different left ternary tree under our bijection ϕ .

However, Duchi et al. [6] gave a refined conjecture that involves more statistics regarding the correspondence between these two families of objects. The *fin* of a fighting fish is the path starting from the left point of its head, following its border counterclockwise, and ending at the right point of the first tail the path reaches. On the other hand, the *core* of a ternary tree is the largest subtree including the root vertex and consisting only of left and middle edges. So far the following conjecture has still not been resolved.

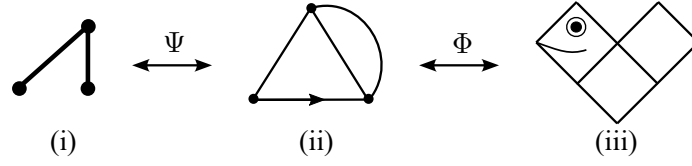


FIGURE 13. (i) Left ternary tree, (ii) non-separable rooted planar map, and (iii) fighting fish.

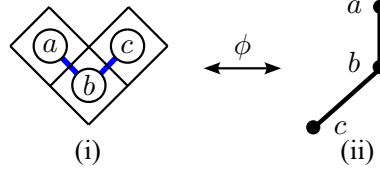


FIGURE 14. A fighting fish and its corresponding a left ternary tree.

Conjecture 6.1 (Duchi–Guerrini–Rinaldi–Schaeffer [6]). *The number of fighting fish with size n , fin length k , having h tails, i ascending strips and j descending strips is equal to the number of left ternary trees with n nodes, core size k , having h right branches, $i+1$ non root nodes with even abscissa and j nodes with odd abscissa.*

It may be tempting to consider the q -analogue of the number of fighting fish

$$G_n(q) := \frac{[2]}{[2n+1][3n+1]} \begin{bmatrix} 3n \\ n \end{bmatrix}.$$

The initial q -polynomials are

$$G_1(q) = 1,$$

$$G_2(q) = 1 + q^3,$$

$$G_3(q) = 1 + q^3 + q^4 + q^6 + q^7 + q^{10},$$

$$G_4(q) = 1 + q^3 + q^4 + q^5 + q^6 + q^7 + 2q^8 + 2q^9 + q^{10} + q^{11} + 2q^{12} + 2q^{13} + q^{14} + q^{15} + q^{16} + q^{17} + q^{18} + q^{21}.$$

This indicates that there exists a statistic on fighting fish with such a scattering distribution. Moreover, these q -polynomials specialize at $q = -1$ to the aerated sequence 1, 0, 2, 0, 7, 0, 30, 0, 143, 0, 728, \dots , in which the terms alternate between 0 and the number of symmetric fighting fish. It is interesting to find a statistic of fighting fish such that the generating function admits such a (-1) -evaluation phenomenon.

REFERENCES

- [1] W.G. Brown, Enumeration of nonseparable planar maps, *Canad. J. Math.* 15 (1963), 526–545.
- [2] W.G. Brown, W.T. Tutte, On the enumeration of rooted non-separable planar maps, *Canad. J. Math.* 16 (1964), 572–577.
- [3] L. Cioni, L. Ferrari, C. Henriet, A direct bijection between two-stack sortable permutations and fighting fish, *Proceedings of EUROCOMB’23*, pp. 283–289.
- [4] A. Del Lungo, F. Del Ristoro, J.-G. Penaud, Left ternary trees and non-separable rooted planar maps, *Theoret. Comput. Sci.* 233(1-2) (2000), 201–215.
- [5] E. Duchi, V. Guerrini, S. Rinaldi, G. Schaeffer, Fighting fish, *J. Phys. A: Math. Theor.* 50 (2017), Art. 024002.
- [6] E. Duchi, V. Guerrini, S. Rinaldi, G. Schaeffer, Fighting fish: enumerative properties, *Proceedings of FPSAC’17, Sémin. Lothar. Combin.* 78B (2017), Art. 43.

- [7] E. Duchi, C. Henriet, A bijection between rooted planar maps and generalized fighting fish, arXiv:2210.16635 [math.CO], 2022.
- [8] E. Duchi, C. Henriet, A bijection between Tamari intervals and extended fighting fish, European J. Combin. 110 (2023), Art. 103698.
- [9] S. Dulucq, S. Gire, J. West, Permutations with forbidden subsequences and nonseparable planar maps, Discrete Math. 153(1-3) (1996), 85–103.
- [10] W. Fang, A trinity of duality: Non-separable planar maps, $\beta(1,0)$ -trees and synchronized intervals, Adv. Appl. Math. 95 (2018), 1–30.
- [11] W. Fang, Fighting fish and two-stack sortable permutations, Proceedings of FPSAC’18, Sémin. Lothar. Combin. 80B (2018), Art. 7.
- [12] I. P. Goulden, J. West, Raney paths and a combinatorial relationship between rooted nonseparable planar maps and two-stack-sortable permutations, J. Combin. Theory Ser. A 75(2) (1996), 220–242.
- [13] B. Jacquard, G. Schaeffer, A bijective census of nonseparable planar maps, J. Combin. Theory Ser. A 83(1) (1998), 1–20.
- [14] D. Knuth, Donald Knuth’s 20th annual Christmas tree lecture: $(3/2)$ -ary Trees, Lecture, Stanford University, <https://www.youtube.com/watch?v=P4AaGQIo0HY>.
- [15] N.J.A. Sloane, The On-Line Encyclopedia of Integer Sequences, published online at <https://oeis.org/>.
- [16] J. West, Sorting twice through a stack, Theoret. Comput. Sci. 117(1) (1993), 303–313.
- [17] D. Zeilberger, A proof of Julian West’s conjecture that the number of two-stack-sortable permutations of length n is $2(3n)!/((n+1)!(2n+1)!)$, Discrete Math. 102(1) (1992), 85–93.

DEPARTMENT OF MATHEMATICS, NATIONAL TAIWAN NORMAL UNIVERSITY, TAIPEI 116325, AND CHINESE AIR FORCE ACADEMY, KAOHSIUNG 820009, TAIWAN, ROC

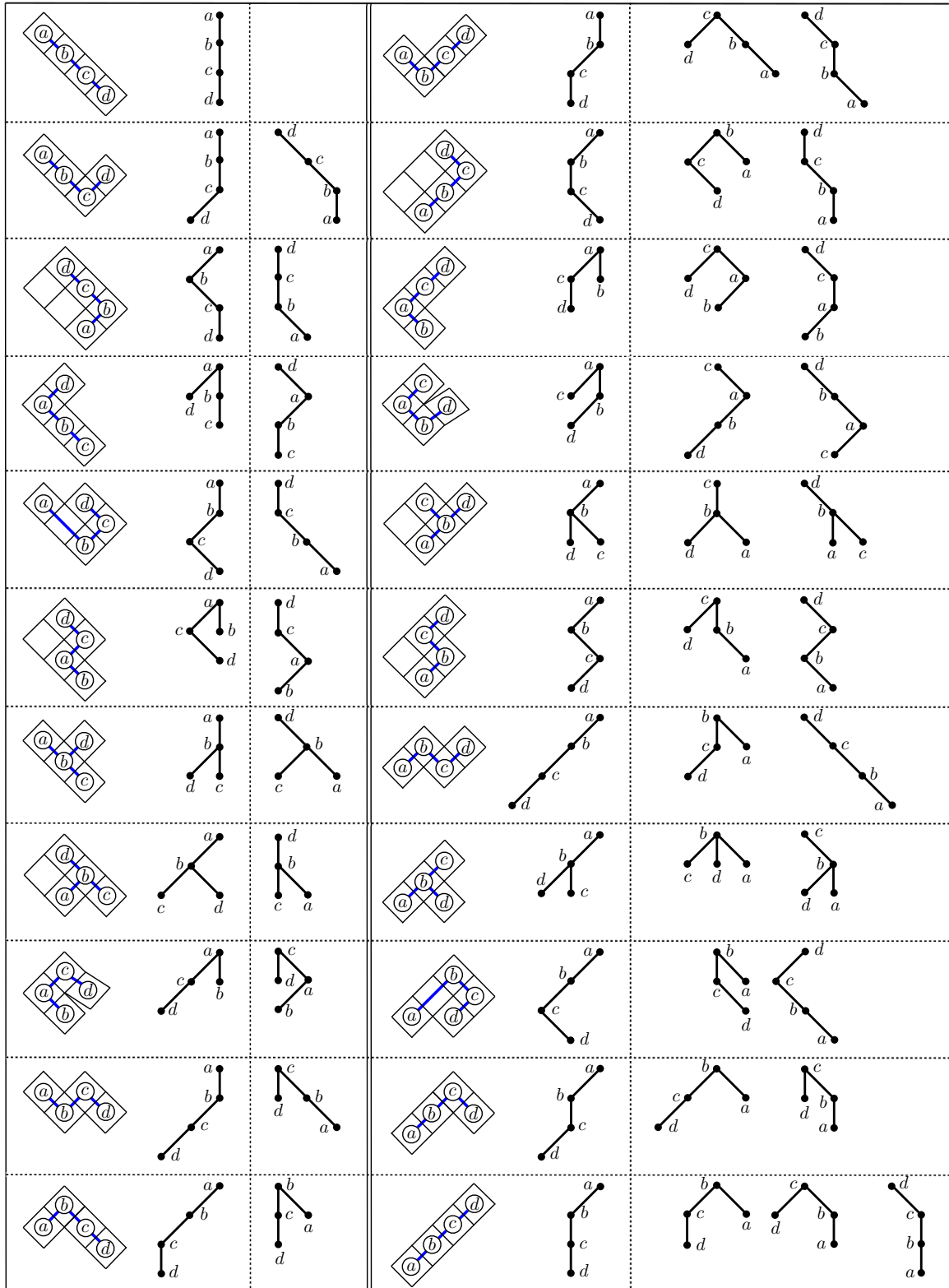
Email address: `speu@math.ntnu.edu.tw`

DEPARTMENT OF APPLIED MATHEMATICS, NATIONAL PINGTUNG UNIVERSITY, PINGTUNG 900391, TAIWAN, ROC

Email address: `tsfu@mail.nptu.edu.tw`

DEPARTMENT OF MATHEMATICS, NATIONAL TAIWAN NORMAL UNIVERSITY, TAIPEI 116325, TAIWAN, ROC

Email address: `yuren.pan.0117@gmail.com`

FIGURE 15. The mapping of the set \mathcal{T}_4 (\mathcal{LT}_4 , respectively) onto \mathcal{F}_4 .