

Electronic bounds in magnetic crystals

Daniel Passos¹ and Ivo Souza^{1,2}

¹ Centro de Física de Materiales, Universidad del País Vasco, 20018 San Sebastián, Spain

² Ikerbasque Foundation, 48013 Bilbao, Spain

Abstract

We present a systematic study of bound relations between different electronic properties of magnetic crystals: electron density, effective mass, orbital magnetization, localization length, Chern invariant, and electric susceptibility. All relations are satisfied for a group of low-lying bands, while some remain valid for upper bands. New results include a lower bound on the electric susceptibility of Chern insulators, and an upper bound on the sum-rule part of the orbital magnetization. In addition, bounds involving the Chern invariant are generalized from two dimensions (Chern number) to three (Chern vector). Bound relations are established for metals as well as insulators, and are illustrated for model systems. The manner in which they approach saturation in a model Chern insulator with tunable flat bands is analyzed in terms of the optical absorption spectrum.

Copyright attribution to authors.

This work is a submission to SciPost Physics.

License information to appear upon publication.

Publication information to appear upon publication.

Received Date

Accepted Date

Published Date

Contents

1	Introduction	2
2	Definitions, notations and sum rules	3
3	Survey of composite property tensors	5
3.1	Metric-curvature tensor $T_0(\mathbf{k})$	5
3.2	Mass-moment tensor $T_1(\mathbf{k})$	6
3.3	Mass-magnetization tensor $R(\mathbf{k})$	7
4	Positive semidefiniteness	8
5	2D matrix-invariant inequalities	9
5.1	General relations	9
5.2	Bound saturation and optical absorption	10
5.3	Local and global inequalities	10
5.4	Metric-curvature inequalities	11
5.5	Mass-moment inequalities	12
5.6	Mass-magnetization inequalities	13
5.7	Illustrative examples	13
5.7.1	Landau levels	13
5.7.2	Haldane model	13
5.7.3	Flat-band model	15

6	3D matrix-invariant inequalities	17
6.1	General relations	17
6.2	Local and global inequalities	19
6.3	Metric-curvature inequalities	19
6.3.1	Layered Haldane model	20
7	Gap inequalities and Cauchy-Schwarz inequalities	21
7.1	Gap inequalities	21
7.1.1	Localization length bounded by the inverse gap	21
7.2	Cauchy-Schwarz inequalities	22
7.2.1	Localization length bounded by the susceptibility	22
7.3	Bounds on the energy gap	23
7.3.1	Layered Haldane model	24
7.3.2	2D flat-band model	24
7.4	Topological bound on the susceptibility	25
7.4.1	Landau levels	25
7.4.2	2D Haldane model	26
7.4.3	2D flat-band model	26
8	Conclusions	27
A	Derivation of Eq. (9) for $T_{p \geq 0}(\mathbf{k})$	28
B	f-sum rule and effective masses	28
C	Saturated bounds in few-band models	29
D	$T_p(\mathbf{k})$ tensor for Landau levels at integer filling	31
	References	31

1 Introduction

The quantum geometry of electrons in crystals is central to modern condensed-matter physics. Its basic ingredients – Berry phase, Berry curvature and quantum metric [1, 2] – describe fundamental ground-state and linear-response properties [3–5]: electron polarization and localization, orbital magnetization, and anomalous Hall conductivity; the quantized anomalous Hall conductivity of Chern insulators is the prototypical topological response. New platforms such as moiré materials provide ample opportunities for studying quantum-geometric electronic properties, and are partly responsible for the current interest in them [6–8].

Quantum-geometric quantities satisfy rigorous bound relations, e.g., the metric-curvature inequalities [9–11]. Such relations follow from the positive-semidefiniteness of the underlying tensor objects, and some can be deduced from optical sum rules. In insulators, additional sum-rule inequalities, with counterparts in atomic physics [12], connect many-electron localization, electron density, band gap, and electric susceptibility [13–21]. Combining different inequalities allows for example to place upper bounds on the energy gap of Chern insulators [16], and to bracket the localization length, which can then be estimated from tabulated parameters [20]. The manner in which various bounds become tight in flat-band systems has

been a topic of continued interest, after the saturation of the metric-curvature inequality was identified as a criterion for realizing fractional quantum Hall states [9].

Metric-curvature and related inequalities have been studied mostly in two-dimensional (2D) gapped systems: the integer quantum-Hall state of Landau levels [11], tight-binding models of Chern insulators [9, 11], and continuum models of moiré materials [16, 17]. Extensions to higher-dimensional Chern insulators have been suggested [11, 16] but not explicitly worked out, and applications to metals have also not been much explored.

In this work, we develop bound relations for 2D and 3D magnetic crystals, both insulating and metallic. To present them in an unified manner, we employ generalized Chern coefficients – Chern number in 2D and Chern vector in 3D – that reduce to the Chern invariants for insulators, becoming nonquantized in ferromagnetic metals. We find, for example, that the magnitudes of the Chern coefficients place upper bounds on the minimum direct gap of 2D and 3D Chern insulators and ferromagnetic metals; in the case of Chern insulators, the magnitude squared of the Chern invariant also places a lower bound on the electric susceptibility. The former result reduces to a known relation for 2D Chern insulators [16]; the latter recovers as a special case the proportionality between susceptibility and Chern number in the integer quantum-Hall state of a 2D free-electron gas in a transverse magnetic field [17].

We also discuss upper bounds on the bulk orbital magnetization – established in a recent work [22] – and on its sum-rule part [23, 24], the intrinsic orbital magnetic moment of the filled states, elucidating the conditions under which those bounds saturate. An example of a saturated orbital-moment bound is the effective Bohr magneton expression for the valley orbital moment in the low-energy description of graphene with broken inversion symmetry [25].

2D relations are illustrated for Landau levels, and for two different tight-binding models with quantum anomalous Hall phases: the Haldane model [26], and a three-band model with tunable band flatness [27]. To illustrate 3D relations, we consider a layered Haldane model [28] with trivial and Chern gapped phases separated by a gapless Weyl-semimetal phase.

The paper is organized as follows. Section 2 establishes basic definitions and notations, and states the relevant optical sum rules. Section 3 introduces the metric-curvature tensor and two related objects, denoted as the mass-moment and mass-magnetization tensors. They are all positive semidefinite, and some general implications of this property are discussed in Sec. 4. In subsequent sections, a systematic study of bound relations arising from positive semidefiniteness is carried out. Section 5 addresses matrix-invariant inequalities in 2D (which include the metric-curvature inequalities), and their generalization to 3D is the subject of Sec. 6. Section 7 considers sum-rule inequalities involving the energy gap and the electric susceptibility; these are then combined with matrix-invariant inequalities to place bounds on the direct gap of Chern insulators and ferromagnetic metals, and on the electric susceptibility of Chern insulators. Illustrative examples are presented throughout Secs. 5–7. The paper concludes in Sec. 8 with a summary, followed by four appendices with derivations and accessory results.

2 Definitions, notations and sum rules

We treat electrons in crystals in the mean-field approximation. The spectral problem is

$$H_{\mathbf{k}}|u_{n\mathbf{k}}\rangle = \epsilon_{n\mathbf{k}}|u_{n\mathbf{k}}\rangle, \quad (1)$$

with $|u_{n\mathbf{k}}\rangle$ the cell-periodic part of a Bloch eigenfunction and $H_{\mathbf{k}} = e^{-i\mathbf{k}\cdot\mathbf{r}}He^{i\mathbf{k}\cdot\mathbf{r}}$. H may be either a low-energy effective Hamiltonian, or a microscopic Hamiltonian of the form [16]

$$H = \frac{p^2}{2m_e} + V(\mathbf{r}) + \mathbf{p} \cdot \mathbf{A}(\mathbf{r}) + \mathbf{A}(\mathbf{r}) \cdot \mathbf{p}, \quad (2)$$

where $V(\mathbf{r})$ and $\mathbf{A}(\mathbf{r})$ are lattice-periodic functions. Upon replacing the bare electron mass m_e with an effective mass, Eq. (2) also applies to certain low-energy models [16].

Given a subset $F_{\mathbf{k}}$ of Bloch eigenstates at \mathbf{k} (for example, the filled states at zero temperature), we associate with it a series of Cartesian tensors labeled by $p \in \mathbb{Z}$,

$$T_p^{\alpha\beta}(\mathbf{k}) = \sum_{n \in F_{\mathbf{k}}} \langle \partial_\alpha u_{n\mathbf{k}} | (\mathbb{1} - P_{\mathbf{k}}) (H_{\mathbf{k}} - \epsilon_{n\mathbf{k}})^p (\mathbb{1} - P_{\mathbf{k}}) | \partial_\beta u_{n\mathbf{k}} \rangle \quad (3a)$$

$$= \sum_{\substack{n \in F_{\mathbf{k}} \\ l \notin F_{\mathbf{k}}}} (\epsilon_{l\mathbf{k}} - \epsilon_{n\mathbf{k}})^p r_{nl\mathbf{k}}^\alpha r_{ln\mathbf{k}}^\beta \quad (3b)$$

$$= \sum_{\substack{n \in F_{\mathbf{k}} \\ l \notin F_{\mathbf{k}}}} \frac{\langle u_{n\mathbf{k}} | (\partial_\alpha H_{\mathbf{k}}) | u_{l\mathbf{k}} \rangle \langle u_{l\mathbf{k}} | (\partial_\beta H_{\mathbf{k}}) | u_{n\mathbf{k}} \rangle}{(\epsilon_{l\mathbf{k}} - \epsilon_{n\mathbf{k}})^{2-p}}. \quad (3c)$$

Here $n \in F_{\mathbf{k}}$ is a shorthand for $|u_{n\mathbf{k}}\rangle \in F_{\mathbf{k}}$, $\partial_\alpha = \nabla_{k_\alpha}$, $r_{ln\mathbf{k}}$ are the off-diagonal matrix elements of the position operator, given by

$$\mathbf{r}_{ln\mathbf{k}} = i \langle u_{l\mathbf{k}} | \nabla_{\mathbf{k}} u_{n\mathbf{k}} \rangle = \frac{i \langle u_{l\mathbf{k}} | (\nabla_{\mathbf{k}} H_{\mathbf{k}}) | u_{n\mathbf{k}} \rangle}{\epsilon_{n\mathbf{k}} - \epsilon_{l\mathbf{k}}} \quad (\epsilon_{l\mathbf{k}} \neq \epsilon_{n\mathbf{k}}), \quad (4)$$

and

$$\begin{aligned} P_{\mathbf{k}} &= \sum_{l \in F_{\mathbf{k}}} |u_{l\mathbf{k}}\rangle \langle u_{l\mathbf{k}}|, \\ \mathbb{1} - P_{\mathbf{k}} &= \sum_{l \notin F_{\mathbf{k}}} |u_{l\mathbf{k}}\rangle \langle u_{l\mathbf{k}}| \end{aligned} \quad (5)$$

are projection operators onto $F_{\mathbf{k}}$ and onto the complement space. Throughout the paper, objects such as T_p and P are associated with $F_{\mathbf{k}}$, but for brevity we label them with just \mathbf{k} .

When $F_{\mathbf{k}}$ contains the filled states at zero temperature, the notation

$$\langle A \rangle \equiv \frac{1}{n_e} \int_{\mathbf{k}} A(\mathbf{k}) \quad (6)$$

indicates an average over all filled states across the Brillouin zone (BZ), with n_e the electron density and $\int_{\mathbf{k}} \equiv \int_{\text{BZ}} d^d k / (2\pi)^d$ in d dimensions; we shall refer to $A(\mathbf{k})$ and $\langle A \rangle$ as local and global quantities in reciprocal space, respectively. We will find it convenient to sometimes work with BZ-integrated (rather than BZ-averaged) quantities, denoted with a calligraphic symbol,

$$\mathcal{A} \equiv \int_{\mathbf{k}} A(\mathbf{k}) = n_e \langle A \rangle. \quad (7)$$

The tensors $T_p(\mathbf{k})$ are Hermitian, with real-symmetric and imaginary-antisymmetric parts,

$$T_p(\mathbf{k}) = T_p'(\mathbf{k}) + iT_p''(\mathbf{k}). \quad (8)$$

$T_0(\mathbf{k})$ is an intrinsic property of the Bloch manifold $F_{\mathbf{k}}$, while $T_{p \neq 0}(\mathbf{k})$ also depends on the Hamiltonian. $T_{p \geq 0}(\mathbf{k})$ remains invariant under multiband unitary transformations within $F_{\mathbf{k}}$, and can be recast in a manifestly gauge-invariant form, as shown in Appendix A,

$$T_{p \geq 0}^{\alpha\beta}(\mathbf{k}) = \sum_{l=0}^p (-1)^l \binom{p}{l} \text{Tr} \left[P_{\mathbf{k}} (\partial_\alpha P_{\mathbf{k}}) H_{\mathbf{k}}^{p-l} (\partial_\beta P_{\mathbf{k}}) H_{\mathbf{k}}^l \right]. \quad (9)$$

p	Symmetric (time even)	Antisymmetric (time odd)
1	Oscillator strength $S'_1 = e^2 n_e \langle m_{\text{er}}^{-1} \rangle$	Rotatory strength $S''_1 = (2 e /\hbar) n_e \langle \mathbf{m} \rangle$
0	Localization length $S'_0 = (2e^2/\hbar) n_e \langle g \rangle$	Anomalous Hall conductivity $S''_0 = -(e^2/\hbar) n_e \langle \Omega \rangle = \sigma_{\text{er}}^{\text{A}}(0)$
-1	Electric susceptibility $S'_{-1} = \epsilon_0 \chi(0)$? S''_{-1}

Table 1: Interband optical sum rules for some values of the integer p in Eq. (10). Here $-|e|$ is the electron charge, n_e is the electron density, m_{er}^{-1} is the interband inverse effective mass (25), \mathbf{m} is the intrinsic orbital magnetic moment (22), g is the quantum metric (14), Ω is the Berry curvature (13), and $\sigma_{\text{er}}^{\text{A}}(0)$ is the intrinsic dc anomalous Hall conductivity. Angle brackets denote averages over the filled states at zero temperature [Eq. (6)]. In insulators $\langle m_{\text{er}}^{-1} \rangle$ becomes the inverse optical mass $\langle m_*^{-1} \rangle$ of Eq. (24), $\langle g \rangle$ becomes the many-electron localization tensor ℓ^2 , $\chi(0)$ becomes the clamped-ion electric susceptibility, and the anomalous Hall conductivity becomes quantized. The question mark on the bottom right indicates that the physical content of sum rule S''_{-1} remains unclear (for some discussion, see Ref. [19]). The time-odd quantities on the right column vanish in nonmagnetic crystals.

When $\mathbf{F}_{\mathbf{k}}$ is ground state, $T_{p \geq 0}(\mathbf{k})$ is a ground-state quantity; this is not so for $T_{p < 0}(\mathbf{k})$, which in fact cannot be written, in general, in closed form [12]. The BZ integral of $T_p(\mathbf{k})$ satisfies the sum rule

$$\frac{2}{\pi} \int_0^\infty d\omega \omega^{p-1} \sigma_{\text{er}}^{\text{H}}(\omega) = \frac{2e^2}{\hbar^{p+1}} \int_{\mathbf{k}} T_p(\mathbf{k}) \equiv S_p = S'_p + iS''_p, \quad (10)$$

with $\sigma_{\text{er}}^{\text{H}}$ the Hermitian (absorptive) part of the interband optical conductivity in the electric-dipole approximation. Equation (10) yields two sum rules for each p : one symmetric (S'_p), the other antisymmetric (S''_p). The sum rules for $p = 1, 0, -1$ are summarized in Table 1; those with $p = 0, 1$ were obtained in Refs. [13, 24], and the derivation for arbitrary p proceeds along similar lines [19, 22, 29]. The corresponding atomic sum rules are given in Refs. [12, 30, 31] for linearly-polarized light; they diverge for the hydrogen atom when $p \geq 4$ [31].

In the next section, we analyze in more detail the tensors $T_0(\mathbf{k})$ and $T_1(\mathbf{k})$, together with another composite tensor $R(\mathbf{k})$.

3 Survey of composite property tensors

3.1 Metric-curvature tensor $T_0(\mathbf{k})$

Setting $p = 0$ in Eqs. (3) and (9) gives the metric-curvature tensor [32, 33]

$$T_0^{\alpha\beta}(\mathbf{k}) = \sum_{n \in \mathbf{F}_{\mathbf{k}}} \langle \partial_\alpha u_{n\mathbf{k}} | \mathbb{1} - P_{\mathbf{k}} | \partial_\beta u_{n\mathbf{k}} \rangle = \text{Tr} [P_{\mathbf{k}} (\partial_\alpha P_{\mathbf{k}}) (\partial_\beta P_{\mathbf{k}})], \quad (11)$$

whose real and imaginary parts contain the net quantum metric [1] and Berry curvature [2] of the $\mathbf{F}_{\mathbf{k}}$ manifold,

$$T_0(\mathbf{k}) = g(\mathbf{k}) - \frac{i}{2} \Omega(\mathbf{k}). \quad (12)$$

Inserting Eq. (5) for $P_{\mathbf{k}}$ in the first line of Eq. (11) yields

$$\Omega_{\alpha\beta}(\mathbf{k}) = -2\text{Im} \sum_{n \in \mathbb{F}_{\mathbf{k}}} \langle \partial_{\alpha} u_{n\mathbf{k}} | \partial_{\beta} u_{n\mathbf{k}} \rangle \equiv \epsilon_{\alpha\beta\gamma} \Omega_{\gamma}(\mathbf{k}) \quad (13)$$

for the curvature (converted to vector form on the right-hand side), and

$$g_{\alpha\beta}(\mathbf{k}) = \text{Re} \sum_{n \in \mathbb{F}_{\mathbf{k}}} \langle \partial_{\alpha} u_{n\mathbf{k}} | \partial_{\beta} u_{n\mathbf{k}} \rangle - \sum_{ln \in \mathbb{F}_{\mathbf{k}}} \langle \partial_{\alpha} u_{n\mathbf{k}} | u_{l\mathbf{k}} \rangle \langle u_{l\mathbf{k}} | \partial_{\beta} u_{n\mathbf{k}} \rangle \quad (14)$$

for the metric. Note that the net curvature of a group of states is the sum of the curvatures of the individual states, while the metric is not band additive. More generally, the band-additive tensors are $T''_{2p}(\mathbf{k})$ and $T'_{2p+1}(\mathbf{k})$.

The Berry curvature integrated over all filled states gives the intrinsic anomalous Hall conductivity [3, 5],

$$\sigma_{\text{er},\alpha\beta}^{\text{A}}(0) = -\frac{e^2}{h} 2\pi n_{\text{e}} \langle \Omega \rangle_{\alpha\beta} ; \quad (15)$$

the notation on the left-hand side indicates that the intrinsic anomalous Hall conductivity is the $\omega \rightarrow 0$ limit of the interband part of the antisymmetric optical conductivity. In 2D the curvature becomes a scalar, $\Omega = \Omega_{xy} = \Omega_z$, and Eq. (15) is conveniently written as

$$\sigma_{\text{er},xy}^{\text{A}}(0) = -C \frac{e^2}{h} . \quad (16)$$

Here C is the dimensionless number

$$C = 2\pi n_{\text{e}} \langle \Omega \rangle , \quad (17)$$

which in insulators becomes the integer Chern number [5]. The corresponding expression in 3D is

$$\sigma_{\text{er},\alpha\beta}^{\text{A}}(0) = -\epsilon_{\alpha\beta\gamma} \frac{K_{\gamma}}{2\pi} \frac{e^2}{h} , \quad (18)$$

where

$$\frac{\mathbf{K}}{2\pi} = 2\pi n_{\text{e}} \langle \Omega \rangle . \quad (19)$$

In insulators, \mathbf{K} becomes a reciprocal lattice vector known as the Chern vector [5].¹ In Eq. (17) n_{e} is the areal density of electrons, and in Eq. (19) it is the volume density.

In insulators, the average quantum metric of the filled states defines the many-electron localization tensor [4, 13]

$$\ell_{\alpha\beta}^2 = \langle g \rangle_{\alpha\beta} \quad (\text{insulators}) . \quad (20)$$

Its eigenvalues are the squared electron localization lengths along the principal axes, and the trace is the gauge-invariant part of the average spread of the valence Wannier functions [33].

3.2 Mass-moment tensor $T_1(\mathbf{k})$

Let us split the mass-moment tensor into real and imaginary parts as [34]

$$T_1(\mathbf{k}) = \frac{\hbar^2}{2} m_{\text{er}}^{-1}(\mathbf{k}) + \frac{i\hbar}{|e|} \mathbf{m}(\mathbf{k}) . \quad (21)$$

¹For simplicity, we will continue referring to C as the Chern number and to \mathbf{K} as the Chern vector in 2D and 3D metallic systems, where those quantities are not quantized.

Equation (3a) gives for the imaginary part

$$\begin{aligned} m_{\alpha\beta}(\mathbf{k}) &= \frac{|e|}{\hbar} \sum_{n \in \mathbb{F}_k} \text{Im} \langle \partial_\alpha u_{n\mathbf{k}} | H_{\mathbf{k}} - \epsilon_{n\mathbf{k}} | \partial_\beta u_{n\mathbf{k}} \rangle \\ &\quad + \frac{|e|}{\hbar} \sum_{l \in \mathbb{F}_k} (\epsilon_{n\mathbf{k}} - \epsilon_{l\mathbf{k}}) \text{Im} \langle \partial_\alpha u_{n\mathbf{k}} | u_{l\mathbf{k}} \rangle \langle u_{l\mathbf{k}} | \partial_\beta u_{n\mathbf{k}} \rangle \\ &\equiv \epsilon_{\alpha\beta\gamma} \mathbf{m}_\gamma(\mathbf{k}). \end{aligned} \quad (22)$$

For a degenerate (or single-state) subspace, the nonadditive second term vanishes and the first reduces to the intrinsic orbital magnetic moment [3]. We shall refer to $\mathbf{m}(\mathbf{k})$ as an orbital moment even when \mathbb{F}_k is nondegenerate. Its ground-state average $\langle \mathbf{m} \rangle$ equals $-|e|/2$ times the center-of-mass circulation per electron [23, 24], which is related to but different from the ground-state orbital magnetization.

The real part of $T_1(\mathbf{k})$ gives the interband contribution to the inverse optical effective mass tensor $m_*^{-1}(\mathbf{k})$ entering the oscillator-strength sum rule (Appendix B). That tensor has an additional intraband part – the transport effective mass – so that

$$m_*^{-1}(\mathbf{k}) = m_{\text{er}}^{-1}(\mathbf{k}) + m_{\text{ra}}^{-1}(\mathbf{k}) \quad (23)$$

in total. The three inverse-mass tensors read

$$m_{*,\alpha\beta}^{-1}(\mathbf{k}) = \frac{1}{\hbar^2} \sum_{n \in \mathbb{F}_k} \langle u_{n\mathbf{k}} | (\partial_{\alpha\beta}^2 H_{\mathbf{k}}) | u_{n\mathbf{k}} \rangle, \quad (24)$$

$$m_{\text{er},\alpha\beta}^{-1}(\mathbf{k}) = \frac{2}{\hbar^2} \sum_{n \in \mathbb{F}_k} \text{Re} \langle \partial_\alpha u_{n\mathbf{k}} | H_{\mathbf{k}} - \epsilon_{n\mathbf{k}} | \partial_\beta u_{n\mathbf{k}} \rangle, \quad (25)$$

$$m_{\text{ra},\alpha\beta}^{-1}(\mathbf{k}) = \frac{1}{\hbar^2} \sum_{n \in \mathbb{F}_k} \partial_{\alpha\beta}^2 \epsilon_{n\mathbf{k}}, \quad (26)$$

and the proof that the last two add up to the first is given in Appendix B. The expression in Eq. (25) for the interband inverse mass corresponds to the real part of Eq. (3a) with $p = 1$.

For the microscopic Hamiltonian (2), the optical mass reduces to the free-electron mass,

$$m_{*,\alpha\beta}^{-1}(\mathbf{k}) = \frac{1}{m_e} \delta_{\alpha\beta}. \quad (27)$$

The more general form in Eq. (24) is needed when dealing with nonlocal pseudopotentials [34] or low-energy effective Hamiltonians [16]. When $H_{\mathbf{k}}$ is linear in \mathbf{k} – as in $\mathbf{k} \cdot \mathbf{p}$ models of graphene and Weyl semimetals – the inverse optical mass vanishes identically, so that

$$m_{\text{ra}}^{-1}(\mathbf{k}) = -m_{\text{er}}^{-1}(\mathbf{k}) \quad (H_{\mathbf{k}} \text{ linear in } \mathbf{k}). \quad (28)$$

The integral over all filled states of the inverse transport mass defines the Drude weight [35],

$$D_{\alpha\beta} = \pi e^2 n_e \langle m_{\text{ra}}^{-1} \rangle_{\alpha\beta} = \pi e^2 n_e \langle m_*^{-1} \rangle_{\alpha\beta} - \pi e^2 n_e \langle m_{\text{er}}^{-1} \rangle_{\alpha\beta}. \quad (29)$$

In insulators, where $D_{\alpha\beta} = 0$, the two terms on the right-hand side are equal and opposite.

3.3 Mass-magnetization tensor $R(\mathbf{k})$

Motivated by a recent work [22], we also consider the mass-magnetization tensor introduced by Resta [35, 36],

$$R_{\alpha\beta}(\mathbf{k}) = \text{Tr} [|H_{\mathbf{k}} - \mu| (\partial_\alpha P_{\mathbf{k}}) (\partial_\beta P_{\mathbf{k}})]. \quad (30)$$

Here $P_{\mathbf{k}}$ spans all states below the Fermi level μ , so that

$$|H_{\mathbf{k}} - \mu| \equiv (H_{\mathbf{k}} - \mu)(\mathbb{1} - 2P_{\mathbf{k}}) \quad (31)$$

satisfies

$$\langle v | |H_{\mathbf{k}} - \mu| | v \rangle \geq 0 \quad \text{for all } |v\rangle. \quad (32)$$

The tensor $R(\mathbf{k})$ resembles the metric-curvature tensor (11). It has the same real part as the mass-moment tensor (21), but the imaginary part is different,

$$R(\mathbf{k}) = \frac{\hbar^2}{2} m_{\text{er}}^{-1}(\mathbf{k}) - \frac{i\hbar}{|e|} M(\mathbf{k}). \quad (33)$$

Upon integrating over the BZ, the real part gives minus the interband Drude weight, while the imaginary part

$$M_{\alpha\beta}(\mathbf{k}) = \frac{|e|}{\hbar} \sum_{n \in F_{\mathbf{k}}} \text{Im} \langle \partial_{\alpha} u_{n\mathbf{k}} | H_{\mathbf{k}} + \epsilon_{n\mathbf{k}} - 2\mu | \partial_{\beta} u_{n\mathbf{k}} \rangle \equiv \epsilon_{\alpha\beta\gamma} M_{\gamma}(\mathbf{k}) \quad (34)$$

[compare with $m_{\alpha\beta}(\mathbf{k})$ in Eq. (22)] gives the ground-state orbital magnetization,

$$\mathbf{M}_{\text{orb}} = n_e \langle \mathbf{M} \rangle. \quad (35)$$

4 Positive semidefiniteness

If a system is in the ground state, the power absorbed from the electromagnetic field is necessarily nonnegative,

$$\int dt \mathbf{j}(t) \cdot \mathbf{E}(t) = \int \frac{d\omega}{2\pi} \mathbf{E}^{\dagger}(\omega) \cdot \sigma^{\text{H}}(\omega) \cdot \mathbf{E}(\omega) \geq 0. \quad (36)$$

For this condition to hold at all frequencies and polarizations of light, the tensor $\sigma^{\text{H}}(\omega)$ must be positive semidefinite. In insulators that tensor is purely interband, while in metals it has interband and intraband parts that are separately positive semidefinite.

The spectral moments S_p defined by the interband sum rule in Eq. (10) inherit the positive semidefiniteness of $\sigma_{\text{er}}^{\text{H}}(\omega)$. In fact, the contribution to $\sigma_{\text{er}}^{\text{H}}(\omega)$ from each \mathbf{k} point already has that property; and since the sum rule holds separately for each \mathbf{k} , the tensor $T_p(\mathbf{k})$ is positive semidefinite when $F_{\mathbf{k}}$ is the ground state. This property can be seen directly from Eq. (38) below.

The subspace of interest is not always the ground state. An example is a group of bands near the Fermi level, such as the π bands in graphene. To discuss such cases, consider a generic positive-semidefinite Hermitian matrix A representing a Cartesian tensor in d dimensions,

$$\mathbf{x}^{\dagger} \cdot A \cdot \mathbf{x} \geq 0 \quad \text{for all } \mathbf{x} \in \mathbb{C}^d. \quad (37)$$

For $A = T_p(\mathbf{k})$, Eq. (3b) gives

$$\mathbf{x}^{\dagger} \cdot T_p(\mathbf{k}) \cdot \mathbf{x} = \sum_{\substack{n \in F_{\mathbf{k}} \\ l \notin F_{\mathbf{k}}}} |\mathbf{x} \cdot \mathbf{r}_{ln\mathbf{k}}|^2 (\epsilon_{l\mathbf{k}} - \epsilon_{n\mathbf{k}})^p. \quad (38)$$

When p is even, this expression is non-negative for all \mathbf{x} , so that both $T_p(\mathbf{k})$ and its BZ integral S_p are positive semidefinite; in particular, for $p = 0$ one recovers the positive semidefiniteness

of the metric-curvature tensor [9–11]. When p is odd, as in the case of the mass-moment tensor, $T_p(\mathbf{k})$ and S_p are not guaranteed to be positive semidefinite if there are lower-energy states at \mathbf{k} outside $F_{\mathbf{k}}$. When that happens, we say that $F_{\mathbf{k}}$ is a high-lying manifold; otherwise we call it a low-lying manifold. The mass-magnetization tensor, which by construction describes the low-lying manifold of filled states, is positive semidefinite by virtue of Eq. (32) [22].

In closing, note that when a Hermitian matrix A is positive semidefinite, its real part has the same property,

$$\mathbf{x}^T \cdot A' \cdot \mathbf{x} \geq 0 \text{ for all } \mathbf{x} \in \mathbb{R}^d, \quad (39)$$

as can be seen by writing

$$\begin{aligned} \mathbf{x}^T \cdot A' \cdot \mathbf{x} &= \mathbf{x}^T \cdot \frac{1}{2} (A + A^T) \cdot \mathbf{x} \\ &= \frac{1}{2} (\mathbf{x}^T \cdot A \cdot \mathbf{x}) + \frac{1}{2} (\mathbf{x}^T \cdot A \cdot \mathbf{x})^T \\ &= \mathbf{x}^T \cdot A \cdot \mathbf{x}. \end{aligned} \quad (40)$$

When A is the metric-curvature tensor, Eq. (39) states that the quantum metric of a generic manifold of states is positive semidefinite [1]. When A is either the mass-moment or the mass-magnetization tensor, it states that the interband inverse mass traced over a low-lying manifold is positive semidefinite.

The positive semidefiniteness – under appropriate conditions – of the various composite tensors introduced in the previous section imposes certain relations among the associated electronic properties. We shall consider matrix-invariant inequalities in two and three dimensions (Secs. 5 and 6), followed by gap inequalities and Cauchy-Schwarz inequalities and their combination with matrix-invariant inequalities (Sec. 7).

5 2D matrix-invariant inequalities

5.1 General relations

A necessary and sufficient condition for a Hermitian matrix A to be positive semidefinite is that all its principal minors are nonnegative [37]. When A represents a 2D Cartesian tensor, that condition reads

$$\begin{aligned} \det A &= A_{xx}A_{yy} - |A_{xy}|^2 \geq 0, \\ A_{xx} &\geq 0, A_{yy} \geq 0, \end{aligned} \quad (41)$$

and it imposes certain relations among the scalar invariants of A . When A is the metric-curvature tensor, those relations take the form of inequalities involving the quantum metric and Berry curvature tensors, first discussed by Roy [9]. The basic arguments are given below in a form that will facilitate their extension to 3D.

Writing $A = A' + iA''$ (A' is also positive semidefinite), the first condition in Eq. (41) becomes $(A''_{xy})^2 \leq \det A'$, and invoking the other two conditions one finds

$$|A''_{xy}| \leq \sqrt{\det A'} \leq \sqrt{A'_{xx}A'_{yy}} \leq \frac{1}{2} (A'_{xx} + A'_{yy}), \quad (42)$$

where $A'_{\alpha\alpha} = A_{\alpha\alpha}$. The middle inequality saturates when x and y are the principal axes of A' . The right inequality, which saturates when $A'_{xx} = A'_{yy}$, states that the geometric mean of two nonnegative numbers cannot exceed their arithmetic mean.

Equation (42) depends on the choice of coordinates. To obtain invariant relations, note that a 2×2 Hermitian matrix A has three scalar invariants:² the norm of the vector \mathbf{A}'' with components $(0, 0, A''_{xy})$, and the two principal invariants of the real part. The principal invariants [38, 39] are the coefficients of the characteristic polynomial $\det(A' - \lambda \mathbb{1})$, which in 2D takes the form $\lambda^2 - \mathcal{I}_1 \lambda + \mathcal{I}_2$. Thus,

$$\begin{aligned}\mathcal{I}_1 &= \text{tr} A' = \lambda_1 + \lambda_2, \\ \mathcal{I}_2 &= \det A' = \lambda_1 \lambda_2.\end{aligned}\tag{43}$$

One can now identify in Eq. (42) the invariant relations

$$|\mathbf{A}''| \leq \sqrt{\det A'} \leq \frac{1}{2} \text{tr} A',\tag{44}$$

where the right inequality relates the geometric and arithmetic means of the non-negative eigenvalues of A' . Note that the outer inequality follows directly from the positive semidefiniteness condition (37) as [9]

$$\begin{bmatrix} 1 & \mp i \end{bmatrix} \cdot A \cdot \begin{bmatrix} 1 \\ \pm i \end{bmatrix} \geq 0.\tag{45}$$

5.2 Bound saturation and optical absorption

When A is the spectral moment S_p defined by Eq. (10) for the ground-state configuration, condition (45) can be linked to the non-negativity of interband absorption from circularly-polarized light [16]. This line of reasoning allows to discuss the saturation of the sum-rule inequalities

$$|\mathbf{S}_p''| \leq \sqrt{\det S_p'} \leq \frac{1}{2} \text{tr} S_p'\tag{46}$$

from the perspective of optical absorption.

The positive semidefiniteness condition on S_p , from which Eq. (46) follows, reads

$$\boldsymbol{\epsilon}^\dagger \cdot S_p \cdot \boldsymbol{\epsilon} \geq 0 \Leftrightarrow \int_0^\infty d\omega \omega^{p-1} \boldsymbol{\epsilon}^\dagger \cdot \boldsymbol{\sigma}_{\text{er}}^H(\omega) \cdot \boldsymbol{\epsilon} \geq 0,\tag{47}$$

where $\boldsymbol{\epsilon}$ is the in-plane polarization vector of the optical field: see Eq. (36) for the absorbed power. According to the previous subsection, the left inequality in Eq. (46) amounts to the condition $\det S_p \geq 0$, and therefore it saturates if and only if S_p is singular. In view of Eq. (47), S_p being singular means that there is at least one polarization vector $\boldsymbol{\epsilon}$ – the eigenvector of S_p with null eigenvalue – for which the absorbed power vanishes at all frequencies. If that polarization is circular, the outer inequality in Eq. (46) saturates as well, see Eq. (45), which means that the system exhibits 100% magnetic circular dichroism [16]. For that to happen, the tensor S_p' must be isotropic, so that the right inequality saturates.

Two systems where the inequalities in Eq. (46) are saturated or nearly so will be studied in the last part of this section. In Sec. 7, we will encounter other types of sum-rule inequalities, and discuss the conditions on interband absorption leading to their saturation.

5.3 Local and global inequalities

When the matrix A depends on \mathbf{k} , the inequalities in Eq. (44) hold locally in k space,

$$|\mathbf{A}''(\mathbf{k})| \leq \sqrt{\det A'(\mathbf{k})} \leq \frac{1}{2} \text{tr} A'(\mathbf{k}).\tag{48}$$

²The invariants of a Hermitian matrix $A = A' + iA''$ are the same as those of the nonsymmetric real matrix $A' + A''$, which are discussed in Ref. [38].

For $A(\mathbf{k}) = T_p(\mathbf{k})$, the left inequality saturates in two-band models; this result is demonstrated in Ref. [11], and an alternative proof is given in Appendix C.

The global matrix \mathcal{A} defined by Eq. (7) inherits the positive semidefiniteness of the local $A(\mathbf{k})$, leading to

$$|\mathcal{A}''| \leq \sqrt{\det \mathcal{A}'} \leq \frac{1}{2} \text{tr} \mathcal{A}', \quad (49)$$

where

$$\begin{aligned} \mathcal{A}'' &= \int_{\mathbf{k}} \mathbf{A}''(\mathbf{k}), \\ \text{tr} \mathcal{A}' &= \int_{\mathbf{k}} \text{tr} A'(\mathbf{k}), \\ \det \mathcal{A}' &= \det \int_{\mathbf{k}} A'(\mathbf{k}) \geq \int_{\mathbf{k}} \det A'(\mathbf{k}). \end{aligned} \quad (50)$$

The inequality follows from $\det(A+B) \geq \det A + \det B$ for A and B positive semidefinite.

Combining Eq. (48) with the triangle inequality $|\mathcal{A}''| \leq \int_{\mathbf{k}} |A''_z(\mathbf{k})|$ yields

$$|\mathcal{A}''| \leq \int_{\mathbf{k}} \sqrt{\det A'(\mathbf{k})} \leq \frac{1}{2} \text{tr} \mathcal{A}', \quad (51)$$

which differ from Eq. (49) by the middle term. The Minkowski determinant inequality [40] applied to 2×2 positive-semidefinite matrices,

$$\sqrt{\det A} + \sqrt{\det B} \leq \sqrt{\det(A+B)}, \quad (52)$$

implies

$$\int_{\mathbf{k}} \sqrt{\det A'(\mathbf{k})} \leq \sqrt{\det \mathcal{A}'}. \quad (53)$$

This allows to combine Eqs. (49) and (51) into a single set of global relations,

$$|\mathcal{A}''| \leq \int_{\mathbf{k}} \sqrt{\det A'(\mathbf{k})} \leq \sqrt{\det \mathcal{A}'} \leq \frac{1}{2} \text{tr} \mathcal{A}'. \quad (54)$$

For $A(\mathbf{k}) = T_p(\mathbf{k})$, in which case $\mathcal{A} \propto S_p$ and Eq. (54) becomes Eq. (46), the first inequality saturates in two-band models if $A''_z(\mathbf{k})$ does not change sign across the BZ [11]: under those conditions, both the triangle inequality and the left inequality in Eq. (48) saturate.

Below, we apply the local and global inequalities (48) and (54) to the metric-curvature, mass-moment, and mass-magnetization tensors.

5.4 Metric-curvature inequalities

When $A(\mathbf{k})$ is the metric-curvature tensor (12), the local inequalities (48) become the Roy inequalities between the magnitude of the 2D Berry curvature and the determinant and trace of the 2D quantum metric [9–11],

$$|\Omega(\mathbf{k})| \leq 2\sqrt{\det g(\mathbf{k})} \leq \text{tr} g(\mathbf{k}). \quad (55)$$

These relations hold for both low- and high-lying manifolds. As already mentioned, the left inequality saturates in two-band models [11]; deviations from saturation due to couplings to distant bands were studied in Ref. [34] using an *ab initio* model of gapped graphene where inversion symmetry is broken by a staggered sublattice potential.

Turning now to global quantities, when $A(\mathbf{k})$ is the metric-curvature tensor we have

$$\begin{aligned}\mathcal{A}_z'' &= -\frac{1}{2}n_e\langle\Omega\rangle, \\ \text{tr } \mathcal{A}' &= n_e \text{tr } \langle g \rangle, \\ \det \mathcal{A}' &= n_e^2 \det \langle g \rangle.\end{aligned}\tag{56}$$

Using these expressions, Eq. (54) becomes

$$|C| \leq 4\pi n_e \langle \sqrt{\det g} \rangle \leq 4\pi n_e \sqrt{\det \langle g \rangle} \leq 2\pi n_e \text{tr } \langle g \rangle.\tag{57}$$

This set of inequalities is given in Ref. [11] for insulators. In that case C is the integer Chern number, $\langle g \rangle$ is the localization tensor ℓ^2 , and the middle inequality relate the quantum volumes (volumes measured with the quantum metric) in k space and in twist-angle space [11].

5.5 Mass-moment inequalities

When $A(\mathbf{k})$ is the mass-moment tensor (21), Eq. (48) gives upper bounds on the magnitude of the orbital magnetic moment of a low-lying Bloch manifold,

$$|\mathbf{m}(\mathbf{k})| \leq \sqrt{\det \mu_B^{\text{er}}(\mathbf{k})} \leq \frac{1}{2} \text{tr } \mu_B^{\text{er}}(\mathbf{k}),\tag{58}$$

where

$$\mu_B^{\text{er}}(\mathbf{k}) = \frac{|e|\hbar}{2} m_{\text{er}}^{-1}(\mathbf{k})\tag{59}$$

is an effective magneton tensor defined in terms of the interband effective mass tensor (25), which is positive semidefinite for a low-lying manifold (Sec. 4).

The replacement of $m_{\text{er}}^{-1}(\mathbf{k})$ in Eq. (59) with $m_{\text{ra}}^{-1}(\mathbf{k})$ and $m_*^{-1}(\mathbf{k})$ defines intraband and optical effective magneton tensors $\mu_B^{\text{ra}}(\mathbf{k})$ and $\mu_B^*(\mathbf{k})$. In two-band models with linear Hamiltonians $H_{\mathbf{k}}$, $\mu_B^{\text{er}}(\mathbf{k}) = -\mu_B^{\text{ra}}(\mathbf{k})$ [Eq. (28)] and the left inequality in Eq. (58) saturates (Appendix C), so that

$$|\mathbf{m}(\mathbf{k})| = \sqrt{\det \mu_B^{\text{ra}}(\mathbf{k})}.\tag{60}$$

If moreover the energy dispersion becomes isotropic for $\mathbf{k} \rightarrow \mathbf{0}$, then

$$|\mathbf{m}(\mathbf{0})| = |\mu_B^{\text{ra}}(\mathbf{0})| = \frac{|e|\hbar}{2|m_{\text{ra}}(\mathbf{0})|}.\tag{61}$$

This result was obtained in Ref. [25] for the orbital moment in a low-energy model of gapped graphene. The present derivation clarifies that it is a special case of a general bound relation.

The global relations in Eq. (54) give upper bounds on the magnitude of the orbital moment averaged over all filled states,

$$|\langle \mathbf{m} \rangle| \leq \langle \sqrt{\det \mu_B^{\text{er}}} \rangle \leq \sqrt{\det \langle \mu_B^{\text{er}} \rangle} \leq \frac{1}{2} \text{tr } \langle \mu_B^{\text{er}} \rangle.\tag{62}$$

In insulators, $\langle \mu_B^{\text{er}} \rangle = \langle \mu_B^* \rangle$. In metals, using $\langle \mu_B^* \rangle$ in Eq. (62) leads to weaker bounds on $|\langle \mathbf{m} \rangle|$, because the added amount $\langle \mu_B^{\text{ra}} \rangle$, proportional to the Drude weight, is positive semidefinite. For a microscopic Hamiltonian, μ_B^* becomes the true Bohr magneton $\mu_B = |e|\hbar/2m_e$, so that

$$|\langle \mathbf{m} \rangle| \leq \mu_B\tag{63}$$

holds for both insulators and metals.

5.6 Mass-magnetization inequalities

When $A(\mathbf{k})$ is the mass-magnetization tensor (33), Eq. (54) yields a set of upper bounds on the magnitude of the 2D orbital magnetization,

$$|M_{\text{orb}}| \leq n_e \left\langle \sqrt{\det \mu_B^{\text{er}}} \right\rangle \leq n_e \sqrt{\det \langle \mu_B^{\text{er}} \rangle} \leq \frac{1}{2} n_e \text{tr} \langle \mu_B^{\text{er}} \rangle. \quad (64)$$

The intermediate bound on $|M_{\text{orb}}|$ was recently obtained in Ref. [22] along with

$$|M_{\text{orb}}| \leq n_e \mu_B, \quad (65)$$

which, by the same argument leading to Eq. (63), holds in both insulators and metals described by a microscopic Hamiltonian.

Let us split the orbital magnetization as [24]

$$M_{\text{orb}} = n_e \langle \mathbf{m} \rangle + \Delta M. \quad (66)$$

The first term is the part captured by the optical sum rule S_1'' in Table 1, and ΔM is the remainder. As shown above, the magnitudes of the total M_{orb} and of the optical part $n_e \langle \mathbf{m} \rangle$ satisfy the same upper bounds; this is a consequence of the mass-moment and mass-magnetization tensors in Eqs. (21) and (33) having the same real part.

5.7 Illustrative examples

5.7.1 Landau levels

The spectrum of a 2D free electron gas in a transverse magnetic field consists of flat Landau levels separated by the cyclotron frequency. The metric-curvature inequalities (55) and (57) are known to saturate for this system [11]. More generally, when the ν lowest Landau levels are full, the local and global inequalities (48) and (54) saturate for $A(\mathbf{k}) = T_p(\mathbf{k})$ with arbitrary p : see Appendix D. (The optical conditions for saturation discussed in Sec. 5.2 are fulfilled as well.) In particular, for $p = 1$ Eq. (63) gives $|\langle \mathbf{m} \rangle| = \mu_B$.

The behavior of the magnetization bound (64) is discussed in Ref. [22]. The bound obtained in that work, combined with the saturated orbital-moment bound, reads

$$|M_{\text{orb}}(\mu)| \leq n_e |\langle \mathbf{m} \rangle| = n_e \mu_B. \quad (67)$$

The chemical potential μ is assumed to lie between Landau levels $\epsilon_{\nu-1}$ and ϵ_ν , so that electron density is $n_e = (\nu/h)|eB|$ (ignoring spin). As μ is scanned across the gap by varying the occupation of the edge states, the sum-rule part of the orbital magnetization stays constant with magnitude $n_e \mu_B$, while the total orbital magnetization varies linearly, crossing zero in the middle of the gap. The maximum magnitude $n_e \mu_B$ of the total orbital magnetization is reached when the edge states are either fully occupied ($\mu = \epsilon_\nu$) or completely empty ($\mu = \epsilon_{\nu-1}$).

As discussed in Sec. 4, positive semi-definiteness of the odd- p tensors $T_p(\mathbf{k})$ and their BZ integrals is only guaranteed for low-lying manifolds. Hence, bound relations involving those tensors may not hold for high-lying manifolds. As an example with $p = 1$, the orbital-moment bound in Eq. (63) is violated upon filling a single Landau level with $\nu > 0$: see Appendix D. Instead, the metric-curvature relations ($p = 0$) are still satisfied.

5.7.2 Haldane model

The Haldane model [26] is a spinless tight-binding model on a honeycomb lattice, with energies $\pm E_0$ on the two inequivalent sites, real first-neighbor hoppings t_1 , and complex second-neighbor hoppings $t_2 e^{\pm i\varphi}$. We adopt Hartree atomic units (a.u.), $\hbar = m_e = |e| = 4\pi\epsilon_0 = 1$.

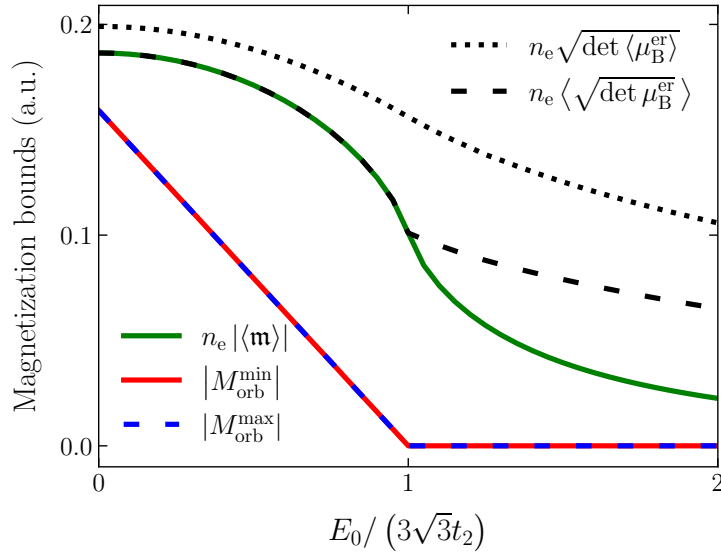


Figure 1: Solid and dashed colored lines at the bottom: parametric dependence, in the Haldane model with the lower band occupied, of the maximum magnitude of the orbital magnetization M_{orb} , and of the magnitude of its optical part $n_e \langle \mathbf{m} \rangle$ (electron density times average orbital moment). Dashed and dotted black lines at the top: upper bounds on both quantities [Eqs. (62) and (64)], with μ_B^{er} the interband effective magneton of Eq. (59). The model parameters are given in the main text.

The lattice constant is set to one Bohr radius a_0 , $t_1 = 1$ Ha, $t_2 = 1/\sqrt{3}$ Ha, $\varphi = \pi/2$, and the dimensionless ratio E_0/t_2 is treated as an adjustable parameter. When $|E_0/(3\sqrt{3}t_2)| < 1$, the system with the lower band occupied is a Chern insulator with $|C| = 1$; for $|E_0/(3\sqrt{3}t_2)| > 1$, it becomes a trivial insulator with $C = 0$. At the phase boundary, the energy gap closes at a corner point in the hexagonal BZ.

The local and global metric-curvature inequalities (55) and (57) were studied for this model in Refs. [9] and [11], respectively. Here, we focus on the global mass-moment and mass-magnetization inequalities (62) and (64). The numerical results are plotted in Fig. 1 versus $E_0/(3\sqrt{3}t_2)$, with the chemical potential μ placed in the energy gap.

To understand the behavior of the two M_{orb} curves in Fig. 1, consider the relation [5]

$$\frac{dM_{\text{orb}}}{d\mu} = \frac{|e|}{h} C, \quad (68)$$

which follows from differentiating Eq. (34) with respect to μ . The particle-hole symmetry of the Haldane model with $\varphi = \pi/2$ implies

$$M_{\text{orb}} = \frac{|e|}{h} \mu C \quad (\mu \text{ inside the gap}), \quad (69)$$

with μ measured from the middle of the gap. Thus, M_{orb} vanishes in the trivial phase where $C = 0$, and in the topological phase its magnitude increases linearly with that of μ inside the gap, just like in Landau levels at integer filling. Following Ref. [22], we plot its maximum magnitude $|M_{\text{orb}}^{\text{min}}| = |M_{\text{orb}}^{\text{max}}|$, attained when μ reaches the top of the valence band or the bottom of the conduction band.

The solid green line in Fig. 1 gives the magnitude of $n_e \langle \mathbf{m} \rangle$ – the sum-rule part of M_{orb} – while the dashed and dotted black lines provide upper bounds on both $n_e \langle \mathbf{m} \rangle$ and $|M_{\text{orb}}|$. The

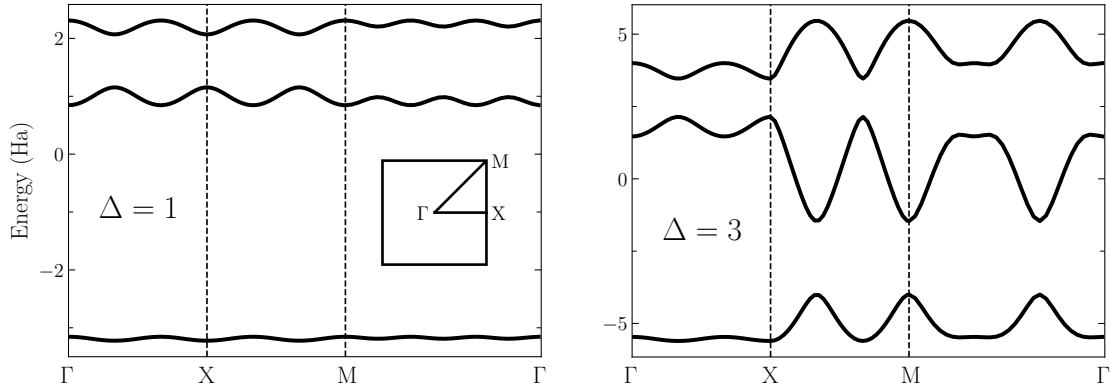


Figure 2: Energy bands of a tight-binding model on a square lattice with tunable flat bands controlled by a parameter Δ [27]. Left: maximally-flat bands for $\Delta = 1$. Right: wide bands for $\Delta = 3$.

weaker bound is also plotted in Ref. [22]; that line actually represents two separate bounds – the geometric and arithmetic means of the principal values of $n_e \langle \mu_B^{\text{er}} \rangle$ – which are numerically the same because the rotational symmetry of the system renders that tensor isotropic.

In the topological phase, the tighter upper bound in Fig. 1 appears to coincide with $n_e |\langle \mathbf{m} \rangle|$. As discussed below Eq. (54), that coincidence occurs when $\mathbf{m}(\mathbf{k})$ does not change sign across the BZ. This condition is nearly satisfied in the topological phase of the model: in that phase, $\mathbf{m}(\mathbf{k})$ only changes sign near $\mathbf{k} = \mathbf{0}$, where its magnitude is tiny and the contribution to the BZ integral negligible. (As the same is true for $\Omega(\mathbf{k})$, there is also a near saturation of the tighter bound on $|C|$ in Eq. (57) [11].) At $E_0 = 0$, the saturation becomes exact.

5.7.3 Flat-band model

As discussed in Sec. 5.7.1 and in Appendix D, the various bound relations saturate in Landau levels with integer filling and no band dispersion. The tendency for bound relations to approach saturation as bands get flatter has been noted in several works for specific models of Chern insulators. That tendency was investigated for the global metric-curvature bounds in Ref. [11], and for the orbital-magnetization bounds in Ref. [22].

We focus here on a system studied in Refs. [11, 22], a tight-binding model with three orbitals per site on a square lattice [27]. There are real and complex first-neighbor hoppings and complex second-neighbor hoppings, controlled by three parameters, t_1 , t_2 and ϕ . As in the works cited above, we set $t_1 = 1$ Ha, $t_2 = -\Delta/\sqrt{3}$ Ha and $\phi = \pi/3$. The lower band has Chern number $C = 3$, and band flatness is controlled by the parameter Δ . Figure 2 shows the band structure for $\Delta = 1$ (maximally-flat bands) and for $\Delta = 3$ (wide bands). In the following, the lower band is considered filled, with the chemical potential placed in the lower gap.

Figure 3 plots versus Δ the same quantities shown in Fig. 1 for the Haldane model. At $\Delta = 1$, the maximum magnitude of M_{orb} comes very close to that of its optical part, and the upper bounds on both quantities nearly saturate. Away from $\Delta = 1$, all five curves drift apart. Since the model lacks particle-hole symmetry, $|M_{\text{orb}}|$ differs between empty and full edge states; this is why the $|M_{\text{orb}}^{\text{max}}|$ and $|M_{\text{orb}}^{\text{min}}|$ curves are different, unlike in Fig. 1.

To understand the convergence of the three magnetization curves at $\Delta = 1$, recast Eq. (35) for the orbital magnetization as

$$\begin{aligned}
 M_{\text{orb}} &= \int_{\mathbf{k}} \mathbf{m}(\mathbf{k}) + \frac{|e|}{\hbar} \int_{\mathbf{k}} [\mu - \epsilon(\mathbf{k})] \Omega(\mathbf{k}) \\
 &\equiv n_e \langle \mathbf{m} \rangle + \Delta M ;
 \end{aligned} \tag{70}$$

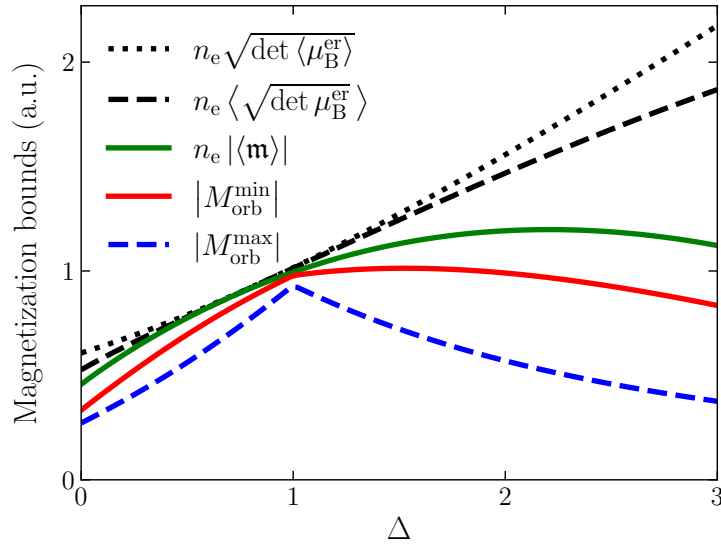


Figure 3: Same as Fig. 1, but for a three-band tight-binding model on a square lattice with tunable flat bands [27], with the lowest band taken as occupied. As in Fig. 1, the dotted line represents two separate upper bounds that are degenerate by symmetry.

$\epsilon(\mathbf{k})$ is the energy of the lower (filled) band, and the second line is the same as Eq. (66). Since at $\Delta = 1$ the lower band is nearly flat, the quantity in square brackets can be brought outside the integral in the second term, yielding

$$\Delta M \approx (\mu - \epsilon) \frac{|e|}{h} C. \quad (71)$$

In addition to band flatness, the convergence of the magnetization curves in Fig. 3 depends on another property of the model at $\Delta = 1$: dipole transitions between the lower and upper bands are negligible compared to those between the lower and middle bands (this has been checked numerically by evaluating $|\mathbf{r}_{l\mathbf{nk}}|$ on a BZ grid). As a result, the orbital moment and Berry curvature of the lower band satisfy

$$\mathbf{m}(\mathbf{k}) \approx -\frac{|e|}{2\hbar} E_g(\mathbf{k}) \Omega(\mathbf{k}), \quad (72)$$

as in two-band models. Using Eq. (72) in the first term of Eq. (70) and neglecting the weak dispersion in the direct gap $E_g(\mathbf{k})$, one finds

$$n_e \langle \mathbf{m} \rangle \approx -\frac{|e|}{h} \frac{E_g}{2} C. \quad (73)$$

The sum of Eqs. (71) and (73) gives

$$M_{\text{orb}} \approx \frac{|e|}{h} [\mu - (\epsilon + E_g/2)] C, \quad (74)$$

which has the same form as Eq. (69). Thus, $|M_{\text{orb}}|$ increases linearly as μ deviates from the middle of the lower gap, just like in Landau levels and in the Haldane model with particle-hole symmetry. Moreover,

$$|M_{\text{orb}}^{\min}| \approx |M_{\text{orb}}^{\max}| \approx n_e |\langle \mathbf{m} \rangle| \approx \frac{|e|C|E_g|}{2h} \left(= \frac{|C|E_g}{4\pi} \text{ in a.u.} \right). \quad (75)$$

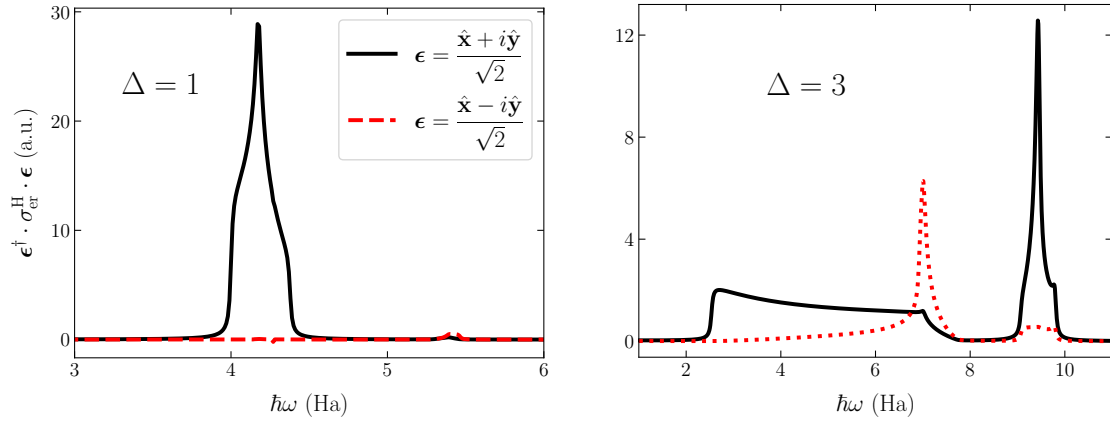


Figure 4: Optical absorption spectra for circularly-polarized light in the tunable flat-band model with $\Delta = 1$ (left panel) and $\Delta = 3$ (right panel). The plus sign in the polarization vector ϵ corresponds to left circular polarization, or positive helicity, for light propagating along $+\hat{z}$.

Since $|C| = 3$ and E_g is slightly larger than 4 Ha, the near coincidence between $|M_{\text{orb}}^{\min}|$, $|M_{\text{orb}}^{\max}|$ and $n_e |\langle m \rangle|$ at $\Delta = 1$ occurs at a magnetization value close to 1 a.u., as seen in Fig. 3.

Consider now the tighter upper bound in Fig. 3 (dashed line) in relation to $n_e |\langle m \rangle|$. Their near coincidence at $\Delta = 1$ results from $m(\mathbf{k})$ having a constant sign across the BZ (this has been checked numerically), see discussion below Eq. (54). Even though that discussion was for two-band models, the conclusion holds to a good approximation in this three-band model at $\Delta = 1$, due to the negligible electric-dipole coupling between the lower and upper bands.

To address the weaker upper bound on $n_e |\langle m \rangle|$ (dotted line in Fig. 3), we turn to the link to optical absorption. According to Sec. 5.2, that bound saturates when the system becomes transparent at all frequencies for either left or right circular polarization. This happens at $\Delta = 1$: the left panel of Fig. 4 shows strong absorption for left circular polarization (but only from transitions to the middle band, consistent with the earlier remarks on dipole transitions), and negligible optical absorption for right circular polarization. Instead, the right panel shows that at $\Delta = 3$ there is significant absorption for both polarizations, consistent with the unsaturated bound.

In summary, four conditions conspire to produce the near convergence at $\Delta = 1$ of the five curves in Fig. 3: nearly flat bands, significant electric-dipole transitions from the filled band to the first empty band only, a lack of sign changes in $m(\mathbf{k})$ across the BZ, and near-perfect optical transparency for one circular polarization. All four conditions are satisfied exactly in Landau levels, where the bounds are fully saturated (Sec. 5.7.1).

6 3D matrix-invariant inequalities

6.1 General relations

To extend the analysis of the previous section to 3D, take $A = A' + iA''$ to be a 3×3 positive-semidefinite Hermitian matrix. The principal minor test [37] gives

$$\begin{aligned} \det A &\geq 0, \\ A_{xx}A_{yy} - |A_{xy}|^2 &\geq 0, \quad A_{xx}A_{zz} - |A_{xz}|^2 \geq 0, \quad A_{yy}A_{zz} - |A_{yz}|^2 \geq 0, \\ A_{xx} &\geq 0, \quad A_{yy} \geq 0, \quad A_{zz} \geq 0. \end{aligned} \quad (76)$$

To proceed, associate with the antisymmetric matrix A'' an axial vector \mathbf{A}'' in the usual manner,

$$A''_{\alpha} = \frac{1}{2} \epsilon_{\alpha\beta\gamma} A''_{\beta\gamma}, \quad (77)$$

and construct three positive-semidefinite 2×2 matrices A'_{α} by removing from A' the α -th row and the α -th column. The principal invariants of these smaller symmetric matrices are their traces and determinants,

$$\begin{aligned} \text{tr} A'_x &\equiv A'_{yy} + A'_{zz} (= \lambda_2 + \lambda_3), \\ \text{tr} A'_y &\equiv A'_{zz} + A'_{xx} (= \lambda_3 + \lambda_1), \\ \text{tr} A'_z &\equiv A'_{xx} + A'_{yy} (= \lambda_1 + \lambda_2) \end{aligned} \quad (78)$$

and

$$\begin{aligned} \det A'_x &\equiv A'_{yy} A'_{zz} - A'_{yz} A'_{zy} (= \lambda_2 \lambda_3), \\ \det A'_y &\equiv A'_{zz} A'_{xx} - A'_{zx} A'_{xz} (= \lambda_1 \lambda_3), \\ \det A'_z &\equiv A'_{xx} A'_{yy} - A'_{xy} A'_{yx} (= \lambda_1 \lambda_2) \end{aligned} \quad (79)$$

(the expressions in parentheses hold in the principal-axis frame of A'). The relations in the second line of Eq. (76) can now be brought to the same form as the 2D invariant relations in Eq. (44),

$$|A''_{\alpha}| \leq \sqrt{\det A'_{\alpha}} \leq \frac{1}{2} \text{tr} A'_{\alpha}, \quad (80)$$

providing upper bounds on the magnitudes of the Cartesian components of \mathbf{A}'' . To obtain bounds on its norm $|\mathbf{A}''| = \sqrt{\mathbf{A}'' \cdot \mathbf{A}''}$ – the sole invariant of A'' [38] – align the z axis with \mathbf{A}'' to find

$$|\mathbf{A}''| \leq \sqrt{\det A'_z} \leq \frac{1}{2} \text{tr} A'_z \quad (\mathbf{A}'' \parallel \hat{\mathbf{z}}). \quad (81)$$

One can establish additional relations involving scalar invariants of the full 3×3 matrix $A = A' + iA''$. Those invariants (six in total) are the principal invariants of A' [39],

$$\begin{aligned} I_1 &= \text{tr} A' = \lambda_1 + \lambda_2 + \lambda_3 = \frac{1}{2} (\text{tr} A'_x + \text{tr} A'_y + \text{tr} A'_z), \\ I_2 &= \frac{1}{2} [(\text{tr} A')^2 - \text{tr} (A')^2] = \text{tr} [(A')^{-1}] \det A' \\ &= \lambda_1 \lambda_2 + \lambda_1 \lambda_3 + \lambda_2 \lambda_3 = \det A'_x + \det A'_y + \det A'_z, \\ I_3 &= \det A' = \lambda_1 \lambda_2 \lambda_3, \end{aligned} \quad (82)$$

together with the components (A''_1, A''_2, A''_3) of \mathbf{A}'' along the principal axes $(\hat{\mathbf{e}}_1, \hat{\mathbf{e}}_2, \hat{\mathbf{e}}_3)$ of A' [38].

Squaring the left inequality in Eq. (80) and summing over α yields bounds on $|\mathbf{A}''|$ involving I_1 and I_2 ,

$$|\mathbf{A}''| \leq \sqrt{\det A'_x + \det A'_y + \det A'_z} \leq \frac{1}{\sqrt{3}} \text{tr} A'; \quad (83)$$

the right inequality $I_2 \leq I_1 / \sqrt{3}$, proven in Ref. [41], saturates when $\lambda_1 = \lambda_2 = \lambda_3$. These upper bounds on $|\mathbf{A}''|$ are generally less tight than the ones in Eq. (81).

To obtain an inequality involving I_3 , write the condition $\det A \geq 0$ from Eq. (76) in the principal-axis frame,

$$\lambda_1 (A''_1)^2 + \lambda_2 (A''_2)^2 + \lambda_3 (A''_3)^2 \leq \lambda_1 \lambda_2 \lambda_3. \quad (84)$$

If \mathbf{A}'' points along the principal axis $\hat{\mathbf{e}}_3$ chosen as $\hat{\mathbf{z}}$, this becomes the left inequality in Eq. (81).

6.2 Local and global inequalities

When $A(\mathbf{k}) = T_p(\mathbf{k})$, the left inequalities in Eqs. (80), (81) and (83) saturate in two-band models, and the one in Eq. (84) saturates in both two- and three-band models. These properties are demonstrated in Appendix C.

To obtain upper bounds on $|\mathcal{A}''|$, align $\hat{\mathbf{z}}$ with \mathcal{A}'' and then use the triangle inequality $|\mathcal{A}''| \leq \int_{\mathbf{k}} |\mathcal{A}''_{\mathbf{z}}(\mathbf{k})|$ to find

$$|\mathcal{A}''| \leq \int_{\mathbf{k}} \sqrt{\det \mathcal{A}'_{\mathbf{z}}(\mathbf{k})} \leq \sqrt{\det \mathcal{A}'_{\mathbf{z}}} \leq \frac{1}{2} \text{tr} \mathcal{A}'_{\mathbf{z}} \quad (\mathcal{A}'' \parallel \hat{\mathbf{z}}), \quad (85)$$

in direct analogy with the 2D inequalities in Eq. (54). The Minkowski inequality Eq. (53) was used to go from the second to the third term, and Eq. (80) was used between the third and the fourth. As in the case of Eq. (54), for $A(\mathbf{k}) = T_p(\mathbf{k})$ the first inequality saturates in two-band models if $\mathcal{A}'_{\mathbf{z}}(\mathbf{k})$ does not change sign across the BZ.

Another set of bounds follows from $|\mathcal{A}''| \leq \int_{\mathbf{k}} |\mathcal{A}''(\mathbf{k})|$,

$$\begin{aligned} |\mathcal{A}''| &\leq \int_{\mathbf{k}} \sqrt{\det \mathcal{A}'_x(\mathbf{k}) + \det \mathcal{A}'_y(\mathbf{k}) + \det \mathcal{A}'_z(\mathbf{k})} \\ &\leq \sqrt{\det \mathcal{A}'_x + \det \mathcal{A}'_y + \det \mathcal{A}'_z} \\ &\leq \frac{1}{\sqrt{3}} \text{tr} \mathcal{A}'. \end{aligned} \quad (86)$$

To go from the first line to the second, the following generalization of the Minkowski inequality (52) was used [42],

$$\sqrt{I_2(A)} + \sqrt{I_2(B)} \leq \sqrt{I_2(A+B)}, \quad (87)$$

and from the second line to the third, Eq. (83) was used. Again, the bounds on $|\mathcal{A}''|$ in Eq. (86) are generally less tight than their counterparts in Eq. (85).

6.3 Metric-curvature inequalities

When $A(\mathbf{k})$ is the metric-curvature tensor, Eq. (85) gives upper bounds on the norm of the Chern vector,

$$\frac{|\mathbf{K}|}{2\pi} \leq 4\pi n_e \langle \sqrt{\det g_z} \rangle \leq 4\pi n_e \sqrt{\det \langle g_z \rangle} \leq 2\pi n_e \text{tr} \langle g_z \rangle \quad (\mathbf{K} \parallel \hat{\mathbf{z}}), \quad (88)$$

where

$$g_z = \begin{pmatrix} g_{xx} & g_{xy} \\ g_{yx} & g_{yy} \end{pmatrix} \quad (89)$$

with $g_{xy} = g_{yx}$. These bounds are analogous to those in Eq. (57) on the magnitude of the Chern number in 2D. Equation (86) gives the weaker bounds

$$\begin{aligned} \frac{|\mathbf{K}|}{2\pi} &\leq 4\pi n_e \langle \sqrt{\det g_x + \det g_y + \det g_z} \rangle \\ &\leq 4\pi n_e \sqrt{\det \langle g_x \rangle + \det \langle g_y \rangle + \det \langle g_z \rangle} \\ &\leq \frac{4\pi}{\sqrt{3}} n_e \text{tr} \langle g \rangle, \end{aligned} \quad (90)$$

where

$$g_x = \begin{pmatrix} g_{yy} & g_{yz} \\ g_{zy} & g_{zz} \end{pmatrix}, \quad g_y = \begin{pmatrix} g_{zz} & g_{zx} \\ g_{xz} & g_{xx} \end{pmatrix} \quad (91)$$

with $g_{yz} = g_{zy}$ and $g_{zx} = g_{xz}$.

Similar relations can be readily established for the orbital magnetization and for its optical part, starting from the mass-magnetization and mass-moment tensors.

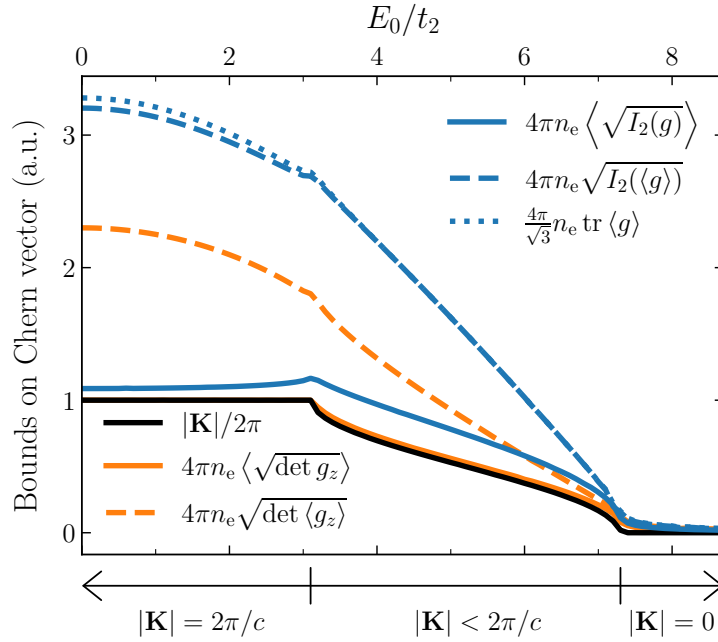


Figure 5: Solid black line: Norm of the Chern vector \mathbf{K} over 2π in a layered Haldane model, as a function of E_0/t_2 (the other model parameters are given in the main text). The lower band is treated as occupied. The orange lines are the upper bounds in Eq. (88) (two of them degenerate), and the blue lines are the upper bounds in Eq. (90). The gapped phases with $|\mathbf{K}| = 2\pi/c$ and $|\mathbf{K}| = 0$, and the intermediate gapless phase with nonquantized $|\mathbf{K}|$, are indicated on the bottom.

6.3.1 Layered Haldane model

To illustrate the above relations, we adopt a 3D model from Ref. [28] consisting of AA-stacked Haldane-model layers with one layer per cell. The in-plane and out-of-plane lattice constants a and c are both set to a_0 . The on-site energies on the A and B sublattices are E_0 and $-E_0$, and the first- and second-neighbor in-plane hoppings are $t_1 = 1$ Ha and $\pm it_2$, with $t_2 = 1.2$ Ha. Adjacent layers are coupled by vertical hoppings $t_A = 3$ Ha between $+E_0$ sites, and $t_B = 0.5$ Ha between $-E_0$ sites. The value of E_0 is treated as an adjustable parameter.

In our calculations, the lower band is full and the upper band is empty; since the top of the valence band goes above the bottom of the conduction band for some values of E_0 , this does not correspond to filling the available states in order of increasing energy.

At $E_0 = 0$, the system is in a gapped phase with a quantized Chern vector $\mathbf{K} = (0, 0, 2\pi/c)$. At $E_0/t_2 \simeq 3.1$, it enters a gapless phase where initially the bands touch at a single point located at the intersection between the $k_z = 0$ plane and a vertical BZ edge. As E_0/t_2 increases further, the band touching splits into a pair of isolated Weyl nodes located on either side of the $k_z = 0$ plane; the Chern vector becomes $\mathbf{K} = (0, 0, K_z)$, with K_z decreasing from $2\pi/c$ as the nodes drift apart. At $E_0/t_2 \simeq 7.3$ the two nodes meet again and annihilate on the $k_z = \pm\pi/c$ plane, and the system enters a gapped phase with $\mathbf{K} = \mathbf{0}$.

In Fig. 5, the solid black line shows $|\mathbf{K}|/2\pi$ versus E_0/t_2 , and the other lines show various upper bounds on that quantity. The first bound in Eq. (88) (solid orange line) remains very tight over the entire range of the figure. The dashed orange line gives the other two bounds in that equation; those bounds are degenerate thanks to the rotational symmetry of the model, which makes the tensor $\langle g_z \rangle$ isotropic. The three blue lines represent the bounds in Eq. (90), which for the most part remain significantly less tight than their counterparts in Eq. (88).

7 Gap inequalities and Cauchy-Schwarz inequalities

So far, we have considered relations between scalar invariants of positive-semidefinite Hermitian matrices. These include inequalities between sum-rule quantities on the same row but in different columns of Table 1, such as the metric-curvature and mass-moment inequalities.

We now turn to relations between sum-rule quantities located on different rows of the left column of Table 1. In the following, two types of relations are discussed: gap inequalities, and Cauchy-Schwarz inequalities. By combining them with matrix-invariant inequalities, one obtains relations between quantities on different rows and different columns of Table 1.

7.1 Gap inequalities

Consider the sum-rule tensor S_p defined by Eq. (10). Since it is positive semidefinite, we have

$$S_p^\epsilon \equiv \epsilon^\dagger \cdot S_p \cdot \epsilon \geq 0 \quad \text{for all } \epsilon \in \mathbb{C}^d; \quad (92)$$

and since interband absorption of light with polarization ϵ is non-negative at all frequencies and vanishes below the optical gap E_g (defined as the threshold energy for interband absorption), we also have, by Eq. (47),

$$S_{p-q}^\epsilon \leq \left(\frac{\hbar}{E_g} \right)^q S_p^\epsilon \quad \text{for } q > 0. \quad (93)$$

Equivalently,

$$\epsilon^\dagger \cdot \left[S_p - \left(\frac{E_g}{\hbar} \right)^q S_{p-q} \right] \cdot \epsilon \geq 0 \quad \text{for } q > 0, \quad (94)$$

which means that the tensor inside square brackets is also positive semidefinite. These inequalities saturate when the absorption spectrum is concentrated at E_g , and they constitute stricter versions of the inequality in Eq. (92).³ For linear polarization along direction α , they reduce to [13, 16, 20]

$$S'_{p-q, \alpha\alpha} \leq \left(\frac{\hbar}{E_g} \right)^q S'_{p, \alpha\alpha} \quad \text{for } q > 0. \quad (95)$$

Since E_g is at least as large as the minimum direct gap, the inequalities continue to hold when E_g is replaced by that gap [16] (in all our examples, the optical gap coincides with the minimum direct gap). By adjusting p and q , gap relations between different quantities on the left column of Table 1 can be deduced [13–21]. Similar relations are discussed in Ref. [12] for atoms.

7.1.1 Localization length bounded by the inverse gap

As an example, consider Eq. (95) with $p = q = 1$,

$$S'_{0, \alpha\alpha} \leq \frac{\hbar}{E_g} S'_{1, \alpha\alpha}. \quad (96)$$

Consulting Table 1, one finds

$$\langle g \rangle_{\alpha\alpha} \leq \frac{\hbar^2}{2E_g} \langle m_{\text{er}}^{-1} \rangle_{\alpha\alpha} \leq \frac{\hbar^2}{2E_g} \langle m_*^{-1} \rangle_{\alpha\alpha}. \quad (97)$$

³Based on this observation, one can deduce tighter versions of the matrix-invariant inequalities of Secs. 5 and 6 applied to $S_p \propto \int_{\mathbf{k}} T_p(\mathbf{k})$. To that end, simply apply those same inequalities to the “less positive” tensor inside square brackets in Eq. (94).

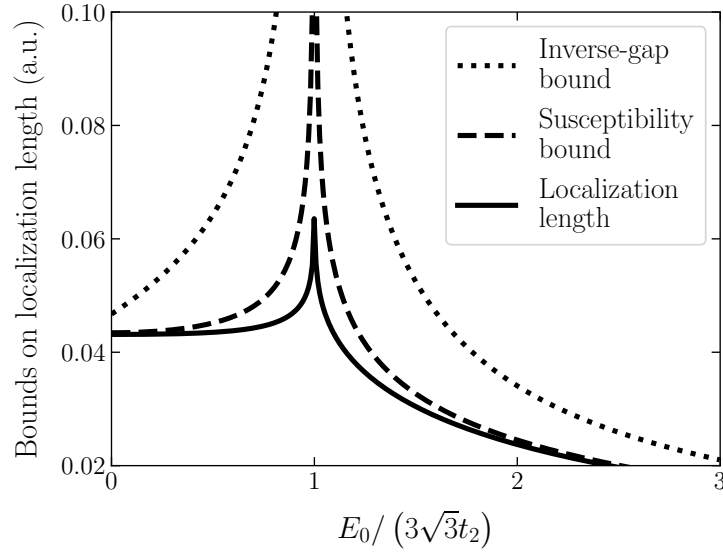


Figure 6: Upper bounds on the electronic localization length in the 2D Haldane model with the lower band occupied (the model parameters are specified in Sec. 5.7.2). Solid line: localization length ℓ . Dotted line: weak upper bound set by the inverse gap via Eq. (97). Dashed line: strong upper bound set by the clamped-ion electric susceptibility via Eq. (103). All three quantities diverge at the boundary between the topological and trivial insulating phases, where the direct gap closes.

In insulators $\langle g \rangle_{\alpha\alpha}$ equals the squared localization length, and the second inequality saturates. For an insulator with a microscopic Hamiltonian, Eq. (97) reads [13]

$$\ell_{\alpha\alpha}^2 \leq \frac{\hbar^2}{2m_e E_g} \Leftrightarrow \left(\frac{\ell_{\alpha\alpha}}{a_0} \right)^2 \leq \frac{\hbar a}{2E_g}. \quad (98)$$

7.2 Cauchy-Schwarz inequalities

Consider now the Cauchy-Schwarz inequality

$$\left| \int_0^\infty d\omega f_1(\omega) f_2(\omega) \right|^2 \leq \int_0^\infty d\omega |f_1(\omega)|^2 \int_0^\infty d\omega |f_2(\omega)|^2, \quad (99)$$

and choose

$$\begin{aligned} f_1(\omega) &= \omega^{p/2} \sqrt{\epsilon^\dagger \cdot \sigma^H(\omega) \cdot \epsilon}, \\ f_2(\omega) &= \omega^{(p-2)/2} \sqrt{\epsilon^\dagger \cdot \sigma^H(\omega) \cdot \epsilon}. \end{aligned} \quad (100)$$

Since $\sigma^H(\omega)$ is positive semidefinite, the quantity inside the square root is non-negative. Using the sum rule (10), one obtains

$$S_p^\epsilon \leq \sqrt{S_{p+1}^\epsilon S_{p-1}^\epsilon}. \quad (101)$$

Such relations have also been discussed for atoms [12]. Like the gap inequalities, they saturate in the limit of an infinitely narrow absorption spectrum.

7.2.1 Localization length bounded by the susceptibility

For our purposes, Eq. (101) is most useful with $p = 0$ and with ϵ a unit vector along direction α ,

$$S'_{0,\alpha\alpha} \leq \sqrt{S'_{1,\alpha\alpha} S'_{-1,\alpha\alpha}}. \quad (102)$$

Referring to Table 1 and specializing to insulators, this becomes an upper bound on the localization length set by the clamped-ion electric susceptibility [19–21],

$$\ell_{\alpha\alpha}^2 \leq \frac{\hbar}{2|e|} \sqrt{\frac{\langle m_*^{-1} \rangle_{\alpha\alpha} \epsilon_0 \chi_{\alpha\alpha}(0)}{n_e}}. \quad (103)$$

This bound is tighter than the one of Eq. (98) [20, 21], as illustrated in Fig. 6 for the 2D Haldane model.

7.3 Bounds on the energy gap

The combination of the inverse-gap bound (98) on ℓ^2 with the metric-curvature inequalities (57) and (88) yields upper bounds on the optical gap set by the Chern invariants [16],

$$\begin{aligned} E_g &\leq 2\pi\hbar^2 \frac{n_e/m_e}{|C|} \Leftrightarrow \frac{E_g}{\text{Ha}} \leq \left(\frac{a_0}{r_s}\right)^2 \frac{2}{|C|} \quad (2D), \\ E_g &\leq 2\pi\hbar^2 \frac{n_e/m_e}{|\mathbf{K}|/2\pi} \Leftrightarrow \frac{E_g}{\text{Ha}} \leq \left(\frac{a_0}{r_s}\right)^3 \frac{3\pi}{a_0 |\mathbf{K}|} \quad (3D). \end{aligned} \quad (104)$$

The radius r_s is defined by $1/n_e = \pi r_s^2$ in 2D, and by $1/n_e = (4\pi/3)r_s^3$ in 3D.

Before applying it to the layered Haldane model, let us examine more closely the 3D version of the Chern bound. The form applicable to tight-binding models is

$$E_g \leq 2\pi\hbar^2 \frac{n_e/\langle m_{\text{er}} \rangle_{\perp}}{|\mathbf{K}|/2\pi} \leq 2\pi\hbar^2 \frac{n_e/\langle m_* \rangle_{\perp}}{|\mathbf{K}|/2\pi}, \quad (105)$$

assuming isotropic inverse-mass tensors on the plane perpendicular to \mathbf{K} . The notation is

$$\langle m_* \rangle_{\perp} = 1/\langle m^{-1} \rangle_{xx} = 1/\langle m^{-1} \rangle_{yy}, \quad (106)$$

with x and y the in-plane directions. In any gapped phase, $\langle m_{\text{er}} \rangle_{\perp} = \langle m_* \rangle_{\perp}$. In the layered Haldane model, this equality holds in the gapless phase as well: since we treat the lower band as occupied, that phase mimics an ideal Weyl semimetal with a point-like Fermi surface, for which the Drude weight $D_{\perp} \propto n_e/\langle m_* \rangle_{\perp} - n_e/\langle m_{\text{er}} \rangle_{\perp}$ vanishes.

In Ref. [20], a sequence of three upper bounds on the optical gap of a generic insulator was obtained by combining the Cauchy-Schwarz inequality (102) with several instances of the gap inequality (95). Those bounds can be chained with the Chern bound (105) as follows,

$$\begin{aligned} E_g &\leq \frac{2e^2 n_e \ell_{\perp}^2}{\epsilon_0 \chi_{\perp}(0)} \leq \hbar|e| \sqrt{\frac{n_e}{\langle m_* \rangle_{\perp} \epsilon_0 \chi_{\perp}(0)}} \\ &\leq \frac{\hbar^2}{2 \langle m_* \rangle_{\perp} \ell_{\perp}^2} \leq 2\pi\hbar^2 \frac{n_e/\langle m_* \rangle_{\perp}}{|\mathbf{K}|/2\pi}. \end{aligned} \quad (107)$$

The outermost inequality is Eq. (105) written for insulators, and the second line corresponds to the metric-curvature inequality of Eq. (88). The fact that the Chern bound is the weakest in a sequence of upper bounds on E_g suggests that it is not tight in general. Indeed, the three intermediate bounds only approach E_g when the entire absorption spectrum is concentrated at E_g [20]. Moreover, the last inequality only saturates under very specific conditions, as discussed for the 2D case in Sec. 5.2.

Equation (107) may be written concisely as

$$E_g \leq E_{\text{p}}^2/E_{\ell} \leq E_{\text{p}} \leq E_{\ell} \leq E_{\text{C}}, \quad (108)$$

where the subscript \perp has been omitted. E_{p} and E_{ℓ} are the Penn and localization gaps representing different frequency-weighted averages of the absorption spectrum of linearly-polarized light [15, 20], and E_{C} is the Chern bound.

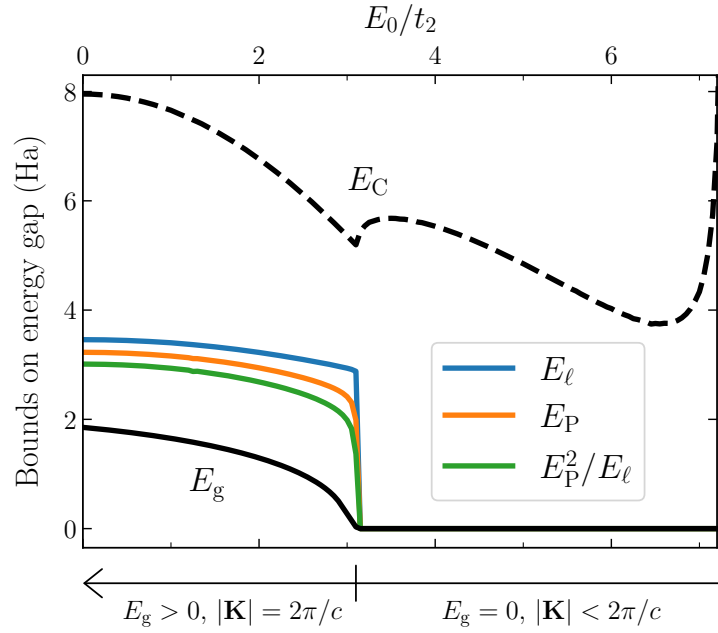


Figure 7: Solid black line: minimum direct gap E_g of the layered Haldane model of Sec. 6.3.1 in the gapped and gapless phases with nonzero Chern vector \mathbf{K} . Dashed black line: outermost bound on E_g in Eq. (108), set by the inverse magnitude of \mathbf{K} . The Chern vector goes to zero on the right end of the plot (see Fig. 5), producing the divergence of the bound. The solid colored lines represent the intermediate quantities in Eq. (108), which vanish in the gapless phase.

7.3.1 Layered Haldane model

All five terms in Eq. (108) are plotted in Fig. 7 for the layered Haldane model in the gapped and gapless phases with nonzero Chern vector. In the gapped phase, all four bounds on E_g are far from saturation. In the gapless phase where $E_g = 0$, the intermediate bounds go to zero because of the divergence of ℓ_\perp^2 and the even faster divergence of $\chi_\perp(0)$, while the Chern bound remains large, diverging at the boundary with the trivial insulating phase. In a typical ferromagnetic metal E_g would remain nonzero, and the two forms of the Chern bound given in Eq. (105) would become nondegenerate.

7.3.2 2D flat-band model

The conditions under which the four upper bounds on the energy gap of a Chern insulator saturate are nearly met in the flat-band model of Sec. 5.7.3 at $\Delta = 1$, as shown in the left panel of Fig. 8. To shed light on the near saturation of the three non-Chern bounds, the right panel displays the absorption spectra of linearly-polarized light at both $\Delta = 1$ and $\Delta = 3$.

At $\Delta = 3$, the spectrum consists of a broad plateau with a sharp peak at the upper end from transitions between the lower and middle bands, and a narrow peak from transitions between the lower and upper bands; these features are consistent with the band dispersions in the right panel of Fig. 2. Since the spectrum is quite broad, the three non-Chern bounds on E_g are not well saturated. The additional separation $E_C - E_\ell$ that renders the Chern bound even less saturated is caused by the sizable absorption of both left- and right-circularly-polarized light (right panel in Fig. 4).

At $\Delta = 1$, the absorption of linearly-polarized light is strongly peaked at the energy separation between the weakly-dispersive lower and middle bands, with only a tiny peak at higher

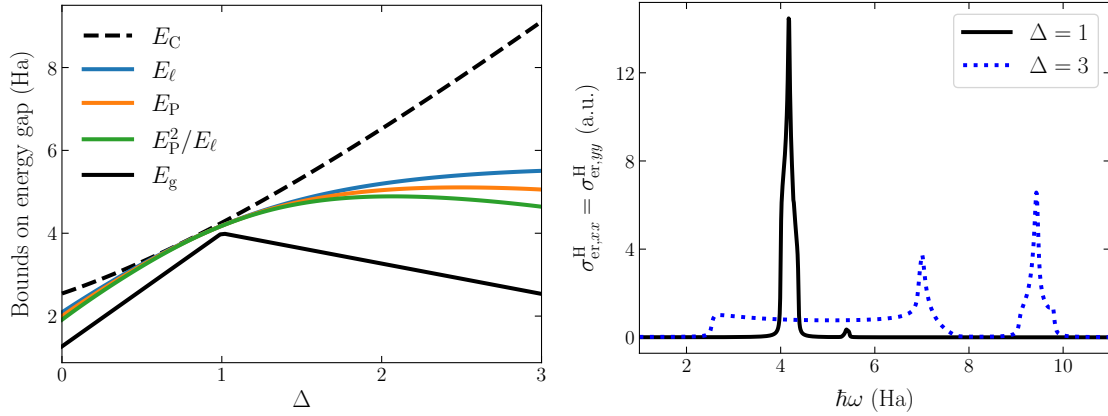


Figure 8: Left: same quantities as in Fig. 7, but for the 2D flat-band model of Sec. 5.7.3, plotted versus the flatness parameter Δ . Right: absorption spectrum for linearly-polarized light at $\Delta = 1$ (narrow bands) and $\Delta = 3$ (wide bands).

frequencies from transitions to the upper band, in agreement with the approximate selection rules discussed in Sec. 5.7.3; this narrow spectrum results in the near saturation of the non-Chern bounds. The separation $E_C - E_\ell$ is also quite small thanks to the almost perfect transparency for right circular polarization (left panel in Fig. 4), producing the near saturation of the Chern bound.

7.4 Topological bound on the susceptibility

In combination with the metric-curvature inequalities (57) and (88), Eq. (103) yields lower bounds on the electric susceptibilities of 2D and 3D Chern insulators; for microscopic Hamiltonians and in-plane isotropic $\chi(0)$ and ℓ^2 tensors, those bounds take the simple forms

$$\begin{aligned}\chi(0) &\geq \frac{C^2}{\pi a_0 n_e} \quad (2D), \\ \chi_\perp(0) &\geq \frac{(|\mathbf{K}|/2\pi)^2}{\pi a_0 n_e} \quad (3D).\end{aligned}\tag{109}$$

The susceptibility is dimensionless in 3D, while in 2D it has units of length. Viewed as upper bounds on $|C|$ and $|\mathbf{K}|$, these relations are tighter than the ones in Eq. (104): the 3D relation in Eq. (109) corresponds to $E_P \leq E_C$, while the one in Eq. (104) is $E_g \leq E_C$.

7.4.1 Landau levels

As a first example, consider the 2D free electron gas in a magnetic field already discussed in Sec. 5.7.1. In the integer quantum Hall state with the ν lowest Landau levels filled, the 2D inequality in Eq. (109) saturates (Appendix D). Since the magnitude of the Chern number equals ν (Appendix D), the electron density, $n_e = (\nu/h)|eB|$, can be written as $n_e = m_e \omega_c |C|/h$ with $\omega_c = |eB|/m_e$ the cyclotron frequency. Hence,

$$\chi(0) = \frac{C^2}{\pi a_0 n_e} = \frac{C^2}{\pi} \left(\frac{e^2 m_e}{4\pi \epsilon_0 \hbar^2} \right) \frac{h}{m_e \omega_c |C|} = \frac{1}{2\pi \epsilon_0} \frac{e^2 |C|}{\hbar \omega_c},\tag{110}$$

which agrees with the expression obtained in Ref. [17] by different means. The present derivation shows how it emerges from the saturation of a general bound relation applied to the free electron gas in a magnetic field.

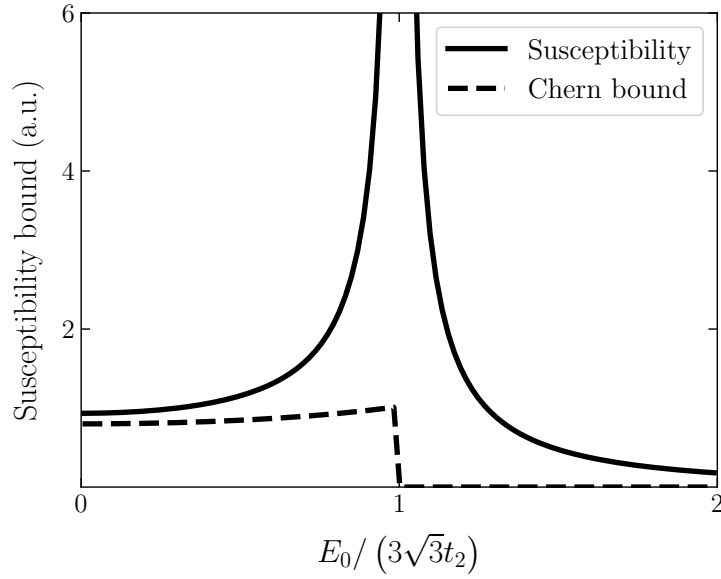


Figure 9: Solid line: Clamped-ion electric susceptibility of the 2D Haldane model with the lower band occupied. Dashed line: Chern bound on the susceptibility, Eqs. (109) and (112). The model parameters are specified in Sec. 5.7.2.

The addition of a weak substrate potential changes neither the electron density nor the Chern number. The only change to the above relation for a non-flat Landau-level system at integer filling is that it becomes an inequality,

$$\chi(0) \geq \frac{1}{2\pi\epsilon_0} \frac{e^2|C|}{\hbar\omega_c}, \quad (111)$$

where isotropy of $\chi(0)$ in the presence of the substrate is assumed for simplicity. Again, this result is a special case of the 2D bound relation in Eq. (109). As seen in that equation, for fixed density the dependence on the Chern invariant is quadratic, not linear.

7.4.2 2D Haldane model

For a tight-binding model with in-plane isotropy, the Chern bound on the susceptibility is still given by Eq. (109), but with a_0 replaced by a renormalized Bohr radius defined as

$$a_{\perp}^* = \frac{4\pi\epsilon_0\hbar^2}{e^2 \langle m_* \rangle_{\perp}}. \quad (112)$$

The resulting bound is displayed in Fig. 9 for the 2D Haldane model. At the boundary between the two gapped phases the susceptibility diverges, while the lower bound drops discontinuously from a finite value on the $|C| = 1$ phase to zero on the $C = 0$ phase. Far from the phase boundary, the bound on the susceptibility becomes progressively more saturated.

7.4.3 2D flat-band model

Like the bounds on the orbital magnetization (Fig. 3) and on the energy gap (Fig. 8), the Chern bound on the susceptibility gets nearly saturated for the flat-band model, as shown in Fig. 10. The near saturation occurs slightly below $\Delta = 1$, as in the case of the global metric-curvature bounds [11].

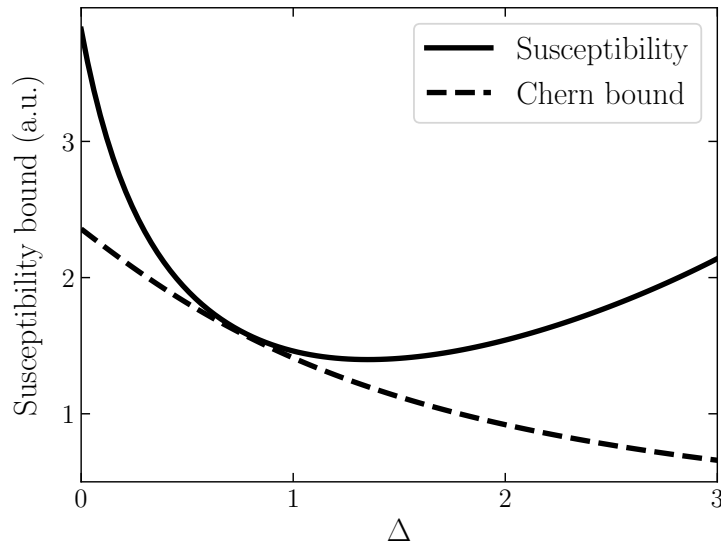


Figure 10: Same as Fig. 9, but for the flat-band model of Sec. 5.7.3.

8 Conclusions

This work explored bound relations on quantum-geometric electronic properties of magnetic crystals, and their interplay with measurable responses functions: optical absorption, anomalous Hall conductivity, and clamped-ion electric susceptibility. Previous works were extended by a careful consideration of the Chern invariant in 3D and by treating partially filled bands in metals, and certain results in the literature were shown to be special cases of more general relations. Although the discussion was framed in the mean-field language of band theory, the various bound relations, being rooted on fundamental ground-state quantities and optical sum rules, remain valid for correlated and disordered systems.

Several of the bound relations were illustrated for 2D and 3D model systems: Landau levels, Chern insulators, and Weyl semimetals. The conditions under which those relations become tight in a 2D model with tunable flat bands were analyzed in terms of the optical absorption spectrum for linear and circular polarization. In addition to band flatness, several other factors were found to play a role in achieving near saturation of the bound relations: optical selection rules, strong magnetic circular dichroism, and the absence of sign changes in the Berry curvature and orbital moment across the BZ.

The study of sum rules and bound relations in real materials via first-principles calculations [43] and experimental measurements [44] is in the early stages, and constitutes a promising research direction. Some of the relations established herein provide new opportunities, particularly in connection with flat-band Chern materials and generalized Landau systems [45–47]. For example, the tight Chern bound on the dc electric susceptibility, involving directly measurable quantities – electron density, Chern number, and susceptibility – could help probe topological flat-band systems where the metric-curvature inequality saturates.

Acknowledgements

Stimulating discussions with José Luís Martins on matrix invariants and with Cheol-Hwan Park on optical sum rules are gratefully acknowledged.

Funding information This work was supported by Grant No. PID2021-129035NB-I00 funded by MCIN/AEI/10.13039/501100011033 and by ERDF/EU.

A Derivation of Eq. (9) for $T_{p \geq 0}(\mathbf{k})$

Take Eq. (3a) for $T_p(\mathbf{k})$, and expand it for $p \geq 0$ using the binomial theorem to find

$$T_{p \geq 0}^{\alpha\beta} = \sum_{l=0}^p (-1)^l \binom{p}{l} \sum_{n \in \mathbb{F}_k} \langle \partial_\alpha u_{nk} | Q_k H_k^{p-l} Q_k | \partial_\beta u_{nk} \rangle \epsilon_{nk}^l, \quad (\text{A.1})$$

where $Q_k \equiv \mathbb{1} - P_k$. To show that this is equivalent to Eq. (9), note the identity

$$\partial_\alpha P_k = P_k (\partial_\alpha P_k) Q_k + Q_k (\partial_\alpha P_k) P_k, \quad (\text{A.2})$$

which states that the only nonvanishing matrix elements of $\partial_\alpha P$ are those that connect \mathbb{F}_k to its complement space. Equation (A.2) is easily proven by writing the projectors explicitly in terms of kets and bras. This identity can be used to manipulate the following electronic trace,

$$\begin{aligned} \text{Tr} [P_k (\partial_\alpha P_k) H_k^i (\partial_\beta P_k) H_k^j] &= \text{Tr} [P_k (\partial_\alpha P_k) Q_k H_k^i (\partial_\beta P_k) H_k^j] \\ &= \text{Tr} [P_k (\partial_\alpha P_k) (Q_k H_k^i Q_k) (\partial_\beta P_k) H_k^j], \end{aligned} \quad (\text{A.3})$$

where the last step used $Q^2 = Q$ and $[H, Q] = 0$. Writing the trace explicitly with $i = p - l$ and $j = l$ gives

$$\text{Tr} [P_k (\partial_\alpha P_k) H_k^{p-l} (\partial_\beta P_k) H_k^l] = \sum_{n \in \mathbb{F}_k} \langle \partial_\alpha u_{nk} | Q_k H_k^{p-l} Q_k | \partial_\beta u_{nk} \rangle \epsilon_{nk}^l, \quad (\text{A.4})$$

which combined with Eq. (A.1) yields Eq. (9).

B f -sum rule and effective masses

Using Eq. (21) for $T_p(\mathbf{k})$, the real part of the interband sum rule in Eq. (10) with $p = 1$ becomes

$$\frac{2}{\pi} \int_0^\infty d\omega \text{Re} \sigma_{\text{er}, \alpha\beta}^S(\omega) = e^2 n_e \langle m_{\text{er}}^{-1} \rangle_{\alpha\beta}, \quad (\text{B.1})$$

where m_{er}^{-1} is the interband inverse mass of Eq. (25). Intraband absorption contributes the additional amount

$$\frac{2}{\pi} \int_0^\infty d\omega \text{Re} \sigma_{\text{ra}, \alpha\beta}^S(\omega) = \frac{e^2}{\hbar^2} \sum_n \int_{\mathbf{k}} (\partial_\alpha \epsilon_{nk}) (\partial_\beta \epsilon_{nk}) \left(-\frac{\partial f}{\partial \epsilon} \right)_{\epsilon = \epsilon_{nk}}, \quad (\text{B.2})$$

with $f(\epsilon)$ the Fermi-Dirac distribution function. Converting from a Fermi-surface to a Fermi-sea integral via an integration by parts, one obtains at zero temperature

$$\frac{2}{\pi} \int_0^\infty d\omega \text{Re} \sigma_{\text{ra}, \alpha\beta}^S(\omega) = e^2 n_e \langle m_{\text{ra}}^{-1} \rangle_{\alpha\beta}, \quad (\text{B.3})$$

with m_{ra}^{-1} the intraband inverse mass of Eq. (26). Since k -space periodicity was invoked to discard the boundary terms, Eq. (B.3) is not valid for low-energy continuum models, as illustrated below for graphene.

The tensors $\langle m_{\text{er}}^{-1} \rangle$ and $\langle m_{\text{ra}}^{-1} \rangle$ – and hence the Drude weight (29) – inherit the positive semidefiniteness of $\sigma_{\text{er}}^{\text{H}}(\omega)$ and $\sigma_{\text{ra}}^{\text{H}}(\omega)$. But while $m_{\text{er}}^{-1}(\mathbf{k})$ is locally positive semidefinite (Sec. 4), $m_{\text{ra}}^{-1}(\mathbf{k})$ only becomes positive semidefinite after averaging over the Fermi sea; instead, the Fermi-surface expression in Eq. (B.2) is locally positive semidefinite.

Combining Eqs. (B.1) and (B.3) and introducing the optical inverse mass via Eq. (23) leads to the oscillator-strength sum rule (or f -sum rule)

$$\frac{2}{\pi} \int_0^\infty d\omega \operatorname{Re} \sigma_{\alpha\beta}^{\text{S}}(\omega) = e^2 n_{\text{e}} \langle m_{*}^{-1} \rangle_{\alpha\beta}, \quad (\text{B.4})$$

where $\sigma = \sigma_{\text{er}} + \sigma_{\text{ra}}$. This form of the f -sum rule remains valid for nonlocal potentials and tight-binding Hamiltonians [48]. For local potentials m_{*}^{-1} becomes the free electron mass – see Eq. (27) – and Eq. (B.4) reduces to the standard form of the f -sum rule in crystals.

As it relies on Eq. (B.3), Eq. (B.4) does not hold for low-energy continuum models. In the case of graphene, where the low-energy Hamiltonian is linear in \mathbf{k} , the quantity $\langle m_{*}^{-1} \rangle$ on the right-hand side vanishes by Eq. (24). Yet, it is well known that pristine graphene has nonzero optical absorption, which at the charge-neutrality point is in fact determined by fundamental constants [49]. To calculate the integrated absorption spectrum within the continuum model, one should fall back to Eqs. (B.1) and (B.2) (with a suitable high-frequency cutoff). At charge neutrality the Fermi-surface contribution (B.2) vanishes, and optical absorption is correctly described by the interband contribution in Eq. (B.1).

The statement that the interband and intraband inverse masses (25) and (26) add up to the optical inverse mass (24) amounts to

$$\langle u_{n\mathbf{k}} | (\partial_{\alpha\beta}^2 H_{\mathbf{k}}) | u_{n\mathbf{k}} \rangle = \partial_{\alpha\beta}^2 \epsilon_{n\mathbf{k}} + 2 \operatorname{Re} \langle \partial_{\alpha} u_{n\mathbf{k}} | H_{\mathbf{k}} - \epsilon_{n\mathbf{k}} | \partial_{\beta} u_{n\mathbf{k}} \rangle. \quad (\text{B.5})$$

When solved for $\partial_{\alpha\beta}^2 \epsilon_{n\mathbf{k}}$, this becomes the effective-mass theorem, written in a form that remains valid for nonlocal potentials and low-energy models (including both tight-binding and continuum Hamiltonians). To derive Eq. (B.5) for nondegenerate energy levels, write

$$\begin{aligned} \partial_{\alpha\beta}^2 \epsilon_{n\mathbf{k}} &= \partial_{\beta} \langle u_{n\mathbf{k}} | (\partial_{\alpha} H_{\mathbf{k}}) | u_{n\mathbf{k}} \rangle \\ &= \langle u_{n\mathbf{k}} | (\partial_{\alpha\beta}^2 H_{\mathbf{k}}) | u_{n\mathbf{k}} \rangle \\ &\quad + \langle \partial_{\beta} u_{n\mathbf{k}} | (\partial_{\alpha} H_{\mathbf{k}}) | u_{n\mathbf{k}} \rangle + \langle u_{n\mathbf{k}} | (\partial_{\alpha} H_{\mathbf{k}}) | \partial_{\beta} u_{n\mathbf{k}} \rangle \\ &= \langle u_{n\mathbf{k}} | (\partial_{\alpha\beta}^2 H_{\mathbf{k}}) | u_{n\mathbf{k}} \rangle \\ &\quad + \langle \partial_{\beta} u_{n\mathbf{k}} | (\mathbb{1} - |u_{n\mathbf{k}}\rangle \langle u_{n\mathbf{k}}|) (\partial_{\alpha} H_{\mathbf{k}}) | u_{n\mathbf{k}} \rangle \\ &\quad + \langle u_{n\mathbf{k}} | (\partial_{\alpha} H_{\mathbf{k}}) (\mathbb{1} - |u_{n\mathbf{k}}\rangle \langle u_{n\mathbf{k}}|) | \partial_{\beta} u_{n\mathbf{k}} \rangle, \end{aligned} \quad (\text{B.6})$$

and then use the Sternheimer equation [5]

$$(\mathbb{1} - |u_{n\mathbf{k}}\rangle \langle u_{n\mathbf{k}}|) (\partial_{\alpha} H_{\mathbf{k}}) | u_{n\mathbf{k}} \rangle = (\epsilon_{n\mathbf{k}} - H_{\mathbf{k}}) | \partial_{\alpha} u_{n\mathbf{k}} \rangle. \quad (\text{B.7})$$

When the energy levels are degenerate, Eqs. (24) and (25) for $m_{*}^{-1}(\mathbf{k})$ and $m_{\text{er}}^{-1}(\mathbf{k})$ must be generalized by adding degeneracy indices dd' to the Cartesian indices $\alpha\beta$. The transport effective masses are then obtained from $m_{\text{ra}}^{-1}(\mathbf{k}) = m_{*}^{-1}(\mathbf{k}) - m_{\text{er}}^{-1}(\mathbf{k})$ as detailed in Ref. [34].

C Saturated bounds in few-band models

The first inequality in Eq. (44) relates the imaginary and real parts of a positive semi-definite matrix A in 2D, and turns into an equality if and only if A is singular,

$$\det A = 0 \Leftrightarrow |\mathbf{A}''| = \sqrt{\det A'} . \quad (\text{C.1})$$

The same statement applies to the first inequality in Eq. (81), where the 2×2 matrix A_z is constructed by looking at a two-dimensional plane in 3D. Furthermore, the first inequality in Eq. (83) results from summing three such inequalities on orthogonal planes in 3D. Hence,

$$\det A_x = \det A_y = \det A_z = 0 \Leftrightarrow |\mathbf{A}''| = \sqrt{I_2(A')} , \quad (\text{C.2})$$

where A is now a 3×3 matrix, and the scalar invariant I_2 is defined by Eq. (82). In all cases, the (near) saturation of the aforementioned inequalities relies on an eigenvalue approaching zero.

Local inequalities with $A = T_p(\mathbf{k})$ saturate in two-band models. To see this, consider the “interband transitions” expression for $T_p(\mathbf{k})$ in Eq. (3b), which we repeat here for convenience,

$$T_p^{\alpha\beta}(\mathbf{k}) = \sum_{\substack{n \in \mathbb{F}_k \\ l \notin \mathbb{F}_k}} (\epsilon_{l\mathbf{k}} - \epsilon_{n\mathbf{k}})^p r_{nl\mathbf{k}}^\alpha (r_{nl\mathbf{k}}^\beta)^* . \quad (\text{C.3})$$

Viewed as a matrix in the Cartesian indices, each term is essentially a projection matrix onto the vector $\mathbf{r}_{nl\mathbf{k}}$, with eigenvalues $(\epsilon_{l\mathbf{k}} - \epsilon_{n\mathbf{k}})^p |\mathbf{r}_{nl\mathbf{k}}|^2$ and 0.⁴ Each term therefore contributes a matrix whose rank is at most one, which is singular in any dimension $d > 1$. In two-band models there is at most one allowed transition at any \mathbf{k} , and $T_p(\mathbf{k})$ is automatically singular in both 2D and 3D. It follows that the metric-curvature and mass-moment inequalities saturate locally in two-band models, as shown in Ref. [11] by a different argument.

A similar reasoning applies to the inequality in Eq. (84), which again relates the imaginary and real parts of a positive semi-definite matrix A , which is now 3×3 . That inequality comes from the condition $\det A \geq 0$ in Eq. (76), and hence it saturates when A is singular,

$$\det A = 0 \Leftrightarrow \lambda_1 (A''_1)^2 + \lambda_2 (A''_2)^2 + \lambda_3 (A''_3)^2 = \lambda_1 \lambda_2 \lambda_3 . \quad (\text{C.4})$$

When $A = T_p(\mathbf{k})$, this equality holds in any two- or three-band model. The two-band case was already discussed. With three bands, there are at most two terms in the sum of Eq. (C.3); this implies that the rank of $T_p(\mathbf{k})$ is at most two,⁵ making it singular in 3D.

Finally, the real part of $T_p(\mathbf{k})$ is also singular for two-band models in 3D: since

$$T'_p(\mathbf{k}) = \frac{1}{2} [T_p(\mathbf{k}) + T_p^\dagger(\mathbf{k})] \quad (\text{C.5})$$

is the sum of two projections, it has at most rank two, becoming singular when $d > 2$. Thus, in 3D two-band models the quantum metric and the inverse interband effective mass have a null eigenvalue at every \mathbf{k} . We have verified this numerically for the layered Haldane model.

Consider now global sum-rule inequalities, whose saturation was discussed in Sec. 5.2 from the perspective of optical absorption. Mathematically, it again boils down to how close the matrix $S_p \propto \int_{\mathbf{k}} T_p(\mathbf{k})$ of Eq. (10) is to being singular. Contributions are now included not only from multiple bands as in Eq. (C.3), but also from every \mathbf{k} , making it a nontrivial condition even for few-band models. If $T_p(\mathbf{k})$ is uniform and singular over the entire BZ, the global and local inequalities are the same and both saturate, as seen in Landau levels [11].

Flat bands with a uniform and singular metric-curvature tensor $T_0(\mathbf{k})$ across the BZ have recently attracted considerable interest, as they are suitable for hosting fractional Chern insulating states [9]. A near-zero $\det T_0(\mathbf{k})$ at every \mathbf{k} has been found in some topological flat-band models, such as that of Sec. 5.7.3. Current research explores saturation of the global metric-curvature inequality beyond uniform metric and the standard Landau-level structure [45–47].

⁴A similar reasoning allows to conclude that the Fermi-surface expression in Eq. (B.2) for the integrated intraband absorption is locally positive semidefinite in the ground state and more generally in thermal equilibrium, since $(-\partial f / \partial \epsilon)_{\epsilon = \epsilon_{n\mathbf{k}}}$ is non-negative.

⁵This follows from $\text{rank}(A + B) \leq \text{rank}(A) + \text{rank}(B)$.

D $T_p(\mathbf{k})$ tensor for Landau levels at integer filling

The simplest example of a system with broken time-reversal symmetry and topologically non-trivial bands is a 2D electron gas in a uniform transverse magnetic field $\mathbf{B} = B\hat{\mathbf{z}}$. In the Landau gauge, the Hamiltonian reads

$$H_{\mathbf{k}} = \frac{\hbar^2}{2m_e} \left[k_x^2 + (k_y - \text{sign}(B)x/l_B^2)^2 \right], \quad (\text{D.1})$$

with $l_B = \sqrt{\hbar/|eB|}$ the magnetic length. Magnetic translation symmetry permits the construction of a square Bravais lattice with a flux quantum $h/|e|$ threading the primitive cell. Its area is $A_c = h/|eB|$, and that of the BZ is $(2\pi)^2/A_c = 2\pi/l_B^2$. The flat-band spectrum, $\epsilon_{kn} = (n+1/2)\hbar\omega_c$, has a fixed energy separation set by the cyclotron frequency $\omega_c = |eB|/m_e$.

To evaluate the tensor $T_p(\mathbf{k})$ for the group of ν lowest Landau levels, insert in Eq. (3b) the expression given in Ref. [11] for the interband dipole matrix elements \mathbf{r}_{lnk} . The result is independent of \mathbf{k} and reads

$$T_p = \frac{\nu}{2} l_B^2 (\hbar\omega_c)^p \begin{pmatrix} 1 & i \text{sgn}(B) \\ -i \text{sgn}(B) & 1 \end{pmatrix}. \quad (\text{D.2})$$

Plugging the Berry curvature $\Omega = -2T_0''$ into Eq. (17) gives $C = -\nu \text{sgn}(B)$ [11].

All applicable inequalities saturate for low-lying Landau levels at integer filling [11, 16, 22]; as there is no \mathbf{k} dependence, local and global relations are identical. Take Eq. (48) with $A = T_p$: since T_p' is isotropic, the right inequality saturates; and since diagonal and off-diagonal entries in Eq. (D.2) have the same magnitude, the left inequality saturates as well. The gap and Cauchy-Schwarz inequalities of Sec. 7 saturate because the absorption spectrum is concentrated at the gap frequency $E_g = \hbar\omega_c$; this follows from dipole selection rules, which only allow transitions between neighboring Landau levels [11]. All remaining relations are obtained through combinations of the ones above, and hence they saturate as well.

The above considerations apply when the ν lowest Landau levels are full. Suppose, for discussion purposes, that a single high-lying Landau level $\nu > 0$ is full. Instead of Eq. (D.2), we now have, for $B > 0$,

$$T_p = l_B^2 (\hbar\omega_c)^p \frac{\nu+1}{2} \begin{pmatrix} 1 & i \\ -i & 1 \end{pmatrix} + l_B^2 (-\hbar\omega_c)^p \frac{\nu}{2} \begin{pmatrix} 1 & -i \\ i & 1 \end{pmatrix}. \quad (\text{D.3})$$

The first (second) term comes from transitions to level $\nu+1$ ($\nu-1$). If p is odd, one is positive-semidefinite and the other is negative-semidefinite. Their sum is neither,

$$T_p = l_B^2 (\hbar\omega_c)^p \begin{pmatrix} \frac{1}{2} & i\left(\nu + \frac{1}{2}\right) \\ -i\left(\nu + \frac{1}{2}\right) & \frac{1}{2} \end{pmatrix} \quad (\text{for } p \text{ odd}). \quad (\text{D.4})$$

With $p = 1$ (mass-moment tensor), this leads to

$$|\langle \mathbf{m} \rangle| = \left(\nu + \frac{1}{2} \right) \text{tr} \langle \mu_B^{\text{er}} \rangle = (2\nu + 1)\mu_B, \quad (\text{D.5})$$

which violates the bounds in Eq. (62) for any $\nu > 0$.

References

- [1] J. P. Provost and G. Vallee, *Riemannian structure on manifolds of quantum states*, Commun. Math. Phys. **76**, 289 (1980), doi:[10.1007/BF02193559](https://doi.org/10.1007/BF02193559).

- [2] M. V. Berry, *Quantal phase factors accompanying adiabatic changes*, Proc. R. Soc. Lond. A **392**, 45 (1984), doi:[10.1098/rspa.1984.0023](https://doi.org/10.1098/rspa.1984.0023).
- [3] D. Xiao, M.-C. Chang and Q. Niu, *Berry phase effects on electronic properties*, Rev. Mod. Phys. **82**, 1959 (2010), doi:[10.1103/RevModPhys.82.1959](https://doi.org/10.1103/RevModPhys.82.1959).
- [4] R. Resta, *The insulating state of matter: a geometrical theory*, Eur. Phys. J. B **79**, 121 (2011), doi:[10.1140/epjb/e2010-10874-4](https://doi.org/10.1140/epjb/e2010-10874-4).
- [5] D. Vanderbilt, *Berry Phases in Electronic Structure Theory: Electric Polarization, Orbital Magnetization and Topological Insulators*, Cambridge University Press, doi:[10.1017/9781316662205](https://doi.org/10.1017/9781316662205) (2018).
- [6] J. Yu, B. A. Bernevig, R. Queiroz, E. Rossi, P. Törmä and B.-J. Yang, *Quantum geometry in quantum materials*, doi:[10.48550/arXiv.2501.00098](https://doi.org/10.48550/arXiv.2501.00098) (2025), [2501.00098](https://arxiv.org/abs/2501.00098).
- [7] N. Verma, P. J. W. Moll, T. Holder and R. Queiroz, *Quantum geometry: Revisiting electronic scales in quantum matter*, doi:[10.48550/arXiv.2504.07173](https://doi.org/10.48550/arXiv.2504.07173) (2025), [2504.07173](https://arxiv.org/abs/2504.07173).
- [8] A. Gao, N. Nagaosa, N. N and S.-Y. Xu, *Quantum geometry phenomena in condensed matter systems*, doi:[10.48550/arXiv.2508.00469](https://doi.org/10.48550/arXiv.2508.00469) (2025), [2508.00469](https://arxiv.org/abs/2508.00469).
- [9] R. Roy, *Band geometry of fractional topological insulators*, Phys. Rev. B **90**, 165139 (2014), doi:[10.1103/PhysRevB.90.165139](https://doi.org/10.1103/PhysRevB.90.165139).
- [10] S. Peotta and P. Törmä, *Superfluidity in topologically nontrivial flat bands*, Nat. Commun. **6**, 8944 (2015), doi:[10.1038/ncomms9944](https://doi.org/10.1038/ncomms9944).
- [11] T. Ozawa and B. Mera, *Relations between topology and the quantum metric for Chern insulators*, Phys. Rev. B **104**, 045103 (2021), doi:[10.1103/PhysRevB.104.045103](https://doi.org/10.1103/PhysRevB.104.045103).
- [12] M. Traini, *Electric polarizability of the hydrogen atom: a sum rule approach*, European J. Phys. **17**, 30 (1996), doi:[10.1088/0143-0807/17/1/006](https://doi.org/10.1088/0143-0807/17/1/006).
- [13] I. Souza, T. Wilkens and R. M. Martin, *Polarization and localization in insulators: Generating function approach*, Phys. Rev. B **62**, 1666 (2000), doi:[10.1103/PhysRevB.62.1666](https://doi.org/10.1103/PhysRevB.62.1666).
- [14] C. Aebischer, D. Baeriswyl and R. M. Noack, *Dielectric Catastrophe at the Mott Transition*, Phys. Rev. Lett. **86**, 468 (2001), doi:[10.1103/PhysRevLett.86.468](https://doi.org/10.1103/PhysRevLett.86.468).
- [15] R. M. Martin, *Electronic Structure: Basic Theory and Practical Methods*, Cambridge, 1st edition edn. (2004).
- [16] Y. Onishi and L. Fu, *Fundamental bound on topological gap*, Phys. Rev. X **14**, 011052 (2024), doi:[10.1103/PhysRevX.14.011052](https://doi.org/10.1103/PhysRevX.14.011052).
- [17] I. Komissarov, T. Holder and R. Queiroz, *The quantum geometric origin of capacitance in insulators*, Nature Commun. **15**, 4621 (2024), doi:[10.1038/s41467-024-48808-x](https://doi.org/10.1038/s41467-024-48808-x).
- [18] Y. Onishi and L. Fu, *Universal relation between energy gap and dielectric constant*, Phys. Rev. B **110**, 155107 (2024), doi:[10.1103/PhysRevB.110.155107](https://doi.org/10.1103/PhysRevB.110.155107).
- [19] N. Verma and R. Queiroz, *Instantaneous response and quantum geometry of insulators*, doi:[10.48550/arXiv.2403.07052](https://doi.org/10.48550/arXiv.2403.07052) (2025), [2403.07052](https://arxiv.org/abs/2403.07052).
- [20] I. Souza, R. M. Martin and M. Stengel, *Optical bounds on many-electron localization*, SciPost Phys. **18**, 127 (2025), doi:[10.21468/SciPostPhys.18.4.127](https://doi.org/10.21468/SciPostPhys.18.4.127).

- [21] Y. Onishi and L. Fu, *Quantum weight: A fundamental property of quantum many-body systems*, Phys. Rev. Res. **7**, 023158 (2025), doi:[10.1103/PhysRevResearch.7.023158](https://doi.org/10.1103/PhysRevResearch.7.023158).
- [22] K. Shinada and N. Nagaosa, *Quantum geometrical bound relations for observables*, doi:[10.48550/arXiv.2507.12836](https://doi.org/10.48550/arXiv.2507.12836) (2025), [2507.12836](https://arxiv.org/abs/2507.12836).
- [23] J. Kuneš and P. M. Oppeneer, *Exact many-body sum rule for the magneto-optical spectrum of solids*, Phys. Rev. B **61**, 15774 (2000), doi:[10.1103/PhysRevB.61.15774](https://doi.org/10.1103/PhysRevB.61.15774).
- [24] I. Souza and D. Vanderbilt, *Dichroic f -sum rule and the orbital magnetization of crystals*, Phys. Rev. B **77**, 054438 (2008), doi:[10.1103/PhysRevB.77.054438](https://doi.org/10.1103/PhysRevB.77.054438).
- [25] D. Xiao, W. Yao and Q. Niu, *Valley-Contrasting Physics in Graphene: Magnetic Moment and Topological Transport*, Phys. Rev. Lett. **99**, 236809 (2007), doi:[10.1103/PhysRevLett.99.236809](https://doi.org/10.1103/PhysRevLett.99.236809).
- [26] F. D. M. Haldane, *Model for a Quantum Hall Effect without Landau Levels: Condensed-Matter Realization of the “Parity Anomaly”*, Phys. Rev. Lett. **61**, 2015 (1988), doi:[10.1103/PhysRevLett.61.2015](https://doi.org/10.1103/PhysRevLett.61.2015).
- [27] S. Yang, Z.-C. Gu, K. Sun and S. Das Sarma, *Topological flat band models with arbitrary Chern numbers*, Phys. Rev. B **86**, 241112 (2012), doi:[10.1103/PhysRevB.86.241112](https://doi.org/10.1103/PhysRevB.86.241112).
- [28] G.-G. Liu, Z. Gao, Q. Wang, X. Xi, Y.-H. Hu, M. Wang, C. Liu, X. Lin, L. Deng, S. A. Yang, P. Zhou, Y. Yang *et al.*, *Topological Chern vectors in three-dimensional photonic crystals*, Nature **609**, 925 (2022), doi:[10.1038/s41586-022-05077-2](https://doi.org/10.1038/s41586-022-05077-2).
- [29] S.-J. Hong and C.-H. Park, *Higher-order sum rules for the optical conductivity*, Unpublished.
- [30] U. Fano and J. W. Cooper, *Spectral Distribution of Atomic Oscillator Strengths*, Rev. Mod. Phys. **40**, 441 (1968), doi:[10.1103/RevModPhys.40.441](https://doi.org/10.1103/RevModPhys.40.441).
- [31] H. A. Bethe and R. Jackiw, *Intermediate Quantum Mechanics*, The Benjamin Cummins Publishing Company, 3rd edn. (1986).
- [32] M. V. Berry, *The Quantum Phase, Five years After*, In F. Wilczek and A. Shapere, eds., *Geometric Phases in Physics*. World Scientific, Singapore (1989).
- [33] N. Marzari and D. Vanderbilt, *Maximally localized generalized Wannier functions for composite energy bands*, Phys. Rev. B **56**, 12847 (1997), doi:[10.1103/PhysRevB.56.12847](https://doi.org/10.1103/PhysRevB.56.12847).
- [34] J. L. Martins, C. L. Reis and I. Souza, *Precise quantum-geometric electronic properties from first principles*, doi:[10.48550/arXiv.2506.23652](https://doi.org/10.48550/arXiv.2506.23652) (2025), [2506.23652](https://arxiv.org/abs/2506.23652).
- [35] R. Resta, *Geometrical meaning of the Drude weight and its relationship to orbital magnetization*, doi:[10.48550/arXiv.1703.00712](https://doi.org/10.48550/arXiv.1703.00712) (2017), [1703.00712](https://arxiv.org/abs/1703.00712).
- [36] R. Resta, *Drude weight and superconducting weight*, J. Phys. Condens. Matter **30**, 414001 (2018), doi:[10.1088/1361-648X/aade19](https://doi.org/10.1088/1361-648X/aade19).
- [37] J. E. Prussing, *The principal minor test for semidefinite matrices*, J. Guid. Control Dyn. **9**(1), 121 (1986), doi:[10.2514/3.20077](https://doi.org/10.2514/3.20077).
- [38] Wikipedia contributors, *Invariants of tensors — Wikipedia, the free encyclopedia*, https://en.wikipedia.org/w/index.php?title=Invariants_of_tensors&oldid=1269822116, [Online; accessed 15-July-2025] (2025).

- [39] G. A. Holzapfel, *Nonlinear Solid Mechanics*, Wiley (2000).
- [40] L. Mirsky, *An Introduction to Linear Algebra*, Oxford University Press (1955).
- [41] T. F. Moriarty, *Two sets of inequalities among the principal invariants of the Cauchy-Green deformation tensors*, *Elasticity* **1**, 87 (1971), doi:[10.1007/BF00045702](https://doi.org/10.1007/BF00045702).
- [42] M. Marcus and W. R. Gordon, *An extension of the Minkowski determinant theorem*, *Proc. Edinb. Math. Soc.* **17**, 321 (1971), doi:[10.1017/S0013091500009597](https://doi.org/10.1017/S0013091500009597).
- [43] B. Ghosh, Y. Onishi, X. S.-Y. H. Lin, L. Fu and A. Bansil, *Probing quantum geometry through optical conductivity and magnetic circular dichroism*, *Sci. Adv.* **10**, eado1761 (2024), doi:[10.1126/sciadv.ado1761](https://doi.org/10.1126/sciadv.ado1761).
- [44] D. Bałut, B. Bradlyn and P. Abbamonte, *Quantum entanglement and quantum geometry measured with inelastic x-ray scattering*, *Phys. Rev. B* **111**, 125161 (2025), doi:[10.1103/PhysRevB.111.125161](https://doi.org/10.1103/PhysRevB.111.125161).
- [45] P. J. Ledwith, A. Vishwanath and D. E. Parker, *Vortexability: A unifying criterion for ideal fractional Chern insulators*, *Phys. Rev. B* **108**, 205144 (2023), doi:[10.1103/PhysRevB.108.205144](https://doi.org/10.1103/PhysRevB.108.205144).
- [46] M. Fujimoto, D. E. Parker, J. Dong, E. Khalaf, A. Vishwanath and P. Ledwith, *Higher Vortexability: Zero-Field Realization of Higher Landau Levels*, *Phys. Rev. Lett.* **134**, 106502 (2025), doi:[10.1103/PhysRevLett.134.106502](https://doi.org/10.1103/PhysRevLett.134.106502).
- [47] Z. Liu, B. Mera, M. Fujimoto, T. Ozawa and J. Wang, *Theory of Generalized Landau Levels and Its Implications for Non-Abelian States*, *Phys. Rev. X* **15**, 031019 (2025), doi:[10.1103/1zg9-qbd6](https://doi.org/10.1103/1zg9-qbd6).
- [48] M. Graf and P. Vogl, *Electromagnetic fields and dielectric response in empirical tight-binding theory*, *Phys. Rev. B* **51**, 4940 (1995), doi:[10.1103/PhysRevB.51.4940](https://doi.org/10.1103/PhysRevB.51.4940).
- [49] R. R. Nair, P. Blake, A. N. Grigorenko, K. S. Novoselov, T. J. Booth, T. Stauber, N. M. Peres and A. K. Geim, *Fine structure constant defines visual transparency of graphene*, *Science* **320**(5881), 1308 (2008), doi:[10.1126/science.1156965](https://doi.org/10.1126/science.1156965).