

Angelfish: Leader, DAG, or Anywhere in Between

Qianyu Yu

The Hong Kong University of Science and Technology
(Guangzhou)
Guangzhou, China
qyu100@connect.hkust-gz.edu.cn

Nibesh Shrestha

Supra Research
Rochester, USA
n.shrestha@supra.com

Giuliano Losa

Stellar Development Foundation
San Francisco, USA
giuliano@stellar.org

Xuechao Wang*

The Hong Kong University of Science and Technology
(Guangzhou)
Guangzhou, China
xuechaowang@hkust-gz.edu.cn

Abstract

To maximize performance, many modern blockchain systems rely on eventually-synchronous, Byzantine fault-tolerant (BFT) consensus protocols. Two protocol designs have emerged in this space: protocols that minimize latency using a leader that drives both data dissemination and consensus, and protocols that maximize throughput using a separate, asynchronous data dissemination layer. Recent protocols such as Partially-Synchronous Bullshark and Sailfish combine elements of both approaches by using a DAG to enable parallel data dissemination and a leader that paces DAG formation. This improves latency while achieving state-of-the-art throughput. However, the DAG-formation process of those protocols imposes overheads that prevent matching the latency possible with a leader-based protocol.

We present Angelfish, a hybrid protocol that adapts smoothly across this design space, from leader-based to DAG-based consensus. Angelfish lets a dynamically-adjusted subset of parties use best-effort broadcast to issue lightweight votes instead of using a costlier reliably broadcast to create DAG vertices. This reduces communication, tolerates more lagging nodes, and lowers latency in practice compared to prior DAG-based protocols. Our empirical evaluation [49] shows that Angelfish attains state-of-the-art peak throughput while matching the latency of leader-based protocols under moderate throughput, delivering the best of both worlds. The implementation is open-sourced and publicly available.

1 Introduction

State machine replication (SMR) [27] is a foundational building block in distributed computing, enabling a set of parties to jointly simulate a single, reliable state machine despite failures and malicious attacks. In particular, blockchain systems use the SMR approach to provide open, permissionless access to shared virtual machines that users can program using smart contracts.

Applying the SMR approach in a permissionless environment is challenging because the parties participating in an SMR protocol cannot be trusted and may behave maliciously. A core building block to implement SMR in such adversarial environments is a Byzantine fault-tolerant (BFT) consensus protocol [30]. BFT consensus protocols allow parties to agree on the sequence of commands, called transactions in a blockchain context, that the state machine must

execute, and they are resilient to malicious attacks by some fraction of the parties executing the protocol.

As the consensus protocol is in the critical path of user requests to an SMR system, its throughput and latency are crucial. A pragmatic approach to devise high-performance consensus protocols is to use the partial-synchrony model [14]. This model formalizes the observation that practical networks are mostly synchronous, which allows achieving high performance, but may suffer from bounded periods during which message delays are unpredictable. Among partially synchronous protocols, two competing approaches have emerged. The key difference lies in how much the two main tasks of a consensus protocol, namely the dissemination of transaction blocks and their ordering (also called consensus), are decoupled.

On the one hand, BFT consensus protocols [9, 12, 47] inspired by traditional partially-synchronous consensus protocols [14, 28] rely on a rotating leader which is responsible for both disseminating transactions and proposing an ordering. This approach, which tightly couples consensus with data dissemination, can achieve optimal theoretical latency (i.e., 3 message delays [29]) and low latency in practice. Moreover, while the leader’s bandwidth constituted a throughput bottleneck in earlier approaches, protocols like DispersedSimplex [36] use asynchronous information-dispersal schemes (AVID) [10] that rely on erasure codes to harness the bandwidth of all parties to help a leader disseminate its transaction block. This holds the promise of eliminating the leader bottleneck while keeping latency low. However, erasure-code AVID has computational costs, synchronization costs, and data-expansion costs; for example, in DispersedSimplex, erasure coding increases block size by a factor of roughly 3. These overheads impact both throughput and latency.

On the other hand, some protocols choose to decouple data dissemination from ordering: an asynchronous data-dissemination layer (sometimes called a mempool) reliably stores transaction blocks, and consensus only orders references to stored transaction blocks. Examples include Jolteon [17], where stored blocks are unstructured; Narwhal-Hotstuff [13], which arranges blocks in a DAG (which allows committing full causal histories at once); or Autobahn [18], which arranges batches in per-node chains to reduce waiting for and transmitting block references. These protocols achieve high throughput because all parties can work to produce and store blocks in parallel and without waiting for ordering, and there is no need for erasure coding and its associated

*Correspondence: Xuechao Wang

overheads. However, latency suffers, as it becomes the sum of the data-dissemination latency plus the consensus latency.

Recent research strives to close the latency gap between the two approaches. To improve latency, DAG-based consensus protocols in the Bullshark [42] family (i.e., Bullshark, Shoal [40], Shoal++ [4], Sailfish [39], etc.) avoid using a separate consensus protocol and instead interpret the DAG structure to reach consensus. While all parties still build the DAG in parallel, as in previous DAG-based protocols, DAG building is not asynchronous¹: it evolves in rounds led by rotating leaders that set the pace of DAG formation, and DAG formation stalls until a timeout if a round leader fails. This approach has successfully reduced the good-case latency of DAG-based protocols while keeping their throughput higher than what leader-based protocols can promise, even when using erasure-coded AVID². In particular, Sailfish and Shoal++ achieve the theoretical best-case latency lower bound (3 message delays) and state-of-the-art throughput.

However, under workloads that do not saturate bandwidth, even the latency of Sailfish, while theoretically optimal, remains higher in practice than the latency that can be achieved by leader-based protocols. The main reason is that Shoal++ and Sailfish must send more bits per protocol round: they use reliable broadcast to disseminate DAG vertices, which incurs a total communication cost of $O(n^3)$ bits per round in the good case; optimal-latency leader-based protocols instead incur a communication cost of $O(n^2)$ per round.

In this work, we propose Angelfish, a new hybrid protocol that achieves the best of both worlds by smoothly adapting between leader-based behavior and DAG-based behavior in order to optimize latency to the load experienced by the system. In Angelfish, parties build a DAG as in previous DAG-based protocols, but, except for the round leader, they can abstain from proposing DAG vertices via reliable broadcast (RB) and instead only use the cheaper best-effort broadcast (BEB) primitive to send lightweight vote messages. Like in leader-based protocols, these vote messages contain no transaction blocks and at most one reference.

At one extreme, when few parties proposes DAG vertices in each round, Angelfish behaves similarly to a leader-based protocol and achieves low latency; at the other extreme, when every party proposes a DAG vertex in a round, Angelfish behaves similarly to the state-of-the-art Sailfish protocol [39] and matches its throughput and latency. Angelfish is able to continuously adapt between those two extremes in order to obtain the best possible latency given the incoming transaction throughput. This design poses significant algorithmic challenges, but it offers compelling advantages.

Advantage 1: Improved commit latency in practice under moderate load. Theoretically, in the best case, Angelfish achieves the optimal leader commit latency of three message delays δ , as do Sailfish [39] and Shoal++ [4] (see Table 1 for a comparison of theoretical latency with other major DAG-based protocols). In practice, however, Angelfish achieves lower latency when a portion of DAG vertices are replaced by much cheaper BEB votes, which enables parties to advance rounds faster. Of course, votes contain no

transactions and so make no contribution to throughput. However, even in popular production DAG-based systems such as Sui (which uses the Mysticeti protocol [6]), the network often operates under moderate load, with most proposed vertices containing only a single transaction or none at all [1]; with Angelfish, a node with few transactions to propose can use best-effort broadcast to broadcast a vote at a cost of sending $O(n)$ bits instead of using reliable broadcast to broadcast DAG vertices at a cost of $O(n^2)$ bits; this improves system-wide latency without decreasing throughput.

In Section 5, we evaluate Angelfish [49] experimentally on a geo-distributed testbed with 50 nodes. Compared to Sailfish, Angelfish achieves a reduction in latency of at least 50% (from roughly 1.3s to 0.6s) in the moderate-throughput regime (20,000 to 100,000 transactions per second (tps), with 512 byte transactions), under a vertex-proposal rate of 40% (i.e., when 60% of the parties are casting votes instead of creating DAG vertices). This is only about third the 220 ms latency of our lower-bound baseline: the optimal-latency (3δ) leader-based protocol Hydrangea [38], which we push to the physical limits of the testbed by using empty blocks (and no mempool). Moreover, our experiments confirm that Angelfish’s latency gains come at no cost to throughput, as peak throughput matches Sailfish.

In addition, we introduce Multi-leader Angelfish, which supports multiple leaders within the same round and further reduces commit latency in practice. Our evaluation shows that, with 10 leaders, Multi-leader Angelfish [51] achieves a latency of roughly 300 ms at a vertex-proposal rate of 40% while serving 25,000 tps; this latency is only 36% slower than Hydrangea when it orders empty blocks.

Advantage 2: Improved communication complexity. Votes also incur lower communication complexity than vertices because only a few different votes can be cast in a given round, so we can aggregate them using multi-signatures [3, 21].

The fifth column of Table 1 compares the communication complexity of Angelfish and other DAG-based protocols under the assumption that RBC proceeds optimistically, as in Narwhal [13], incurring only $O(\kappa n^2)$ complexity in the good case. Compared to other protocols in the table, with Angelfish we can decrease communication complexity as the load on the system decreases: Angelfish achieves a per-round cost of $O(\kappa x n^2 + n^3)$, where κ is the security parameter of the cryptographic primitives used, and x is the average number of parties proposing vertices per round (with each vertex therefore containing x references on average).³ The last column of Table 1 shows communication complexity assuming bad-case RBC complexity; in this case, the $O(n^3)$ complexity of votes is hidden by the cost of RBC of vertices. The per-round communication complexity of Angelfish achieves $O(\kappa x n^3)$, while other DAG-based protocols reaches $O(\kappa n^4)$. This is the case even in Cordial Miners [25], Mysticeti [6], and Black Marlin [2], where parties disseminate vertices using BEB and, to ensure liveness, each party must forward all the vertices it receives.

Advantage 3: Slower nodes can meaningfully participate. In DAG-based protocols like Bullshark and Sailfish [39, 41], even if a node does not propose a transaction block, it must use reliable broadcast to disseminate a DAG vertex; this incurs a cost in latency

¹By the FLP theorem [15], in the absence of randomization, interpreting the DAG to reach consensus requires introducing timeouts in the DAG-building process.

²Data expansion caused by erasure coding, typically a factor of around 3, means that blocks can be delivered at a throughput that is only a third of the total available bandwidth.

³The n^3 term corresponds to the broadcast of vote certificates as BLS multi-signatures, which must include a linear-sized list of signers.

Table 1: Comparison of DAG-based BFT protocols, after GST

	Certified DAG	LV Commit Latency	NLV Commit ⁽¹⁾ Latency	Multiple Leaders	Bits per Round ⁽²⁾ in the Good Case	Bits per Round ⁽³⁾ in the Bad Case
Bullshark [41, 42]	✓	4δ	$+2\delta$	✗	$O(\kappa n^3)$	$O(\kappa n^4)$
Shoal [40]	✓	4δ	$+2\delta$	✓	$O(\kappa n^3)$	$O(\kappa n^4)$
Shoal++ [4]	✓	3δ	$+2\delta$	✓	$O(\kappa n^3)$	$O(\kappa n^4)$
Sailfish [39]	✓	3δ	$+2\delta$	✓	$O(\kappa n^3)$	$O(\kappa n^4)$
Cordial Miners [25]	✗	3δ	$+3\delta$	✗	$O(\kappa n^4)$	$O(\kappa n^4)$
Mysticeti [6]	✗	3δ	$+3\delta$	✓	$O(\kappa n^4)$	$O(\kappa n^4)$
Angelfish	✓	3δ	$+2\delta$	✓	$O(\kappa x n^2 + n^3)$	$O(\kappa x n^3)$

LV stands for leader vertex. NLV stands for non-leader vertex. In Angelfish, x denotes the average number of vertices proposed by honest parties per round. (1) This column lists the additional latency to commit non-leader vertices that share a round with the previous leader vertex; the commit latency of these vertices is the maximum among non-leader vertices between two leader rounds. (2) This column lists the communication complexity in the good case when RBC’s optimistic path succeeds. We use RBC as in Narwhal [13], whose optimistic case incurs 2 communication steps and $O(\kappa n^2)$ communication complexity to propagate $O(\kappa n)$ -sized message, where κ is a security parameter. (3) This column lists the communication complexity in the bad case where parties must initiate fetching missing data. This still incurs 2 communication steps to obtain availability certificates but $O(\kappa n^3)$ communication complexity to deliver $O(\kappa n)$ -sized message.

and bandwidth that the node has to pay. In contrast, Angelfish allows a node to not create a DAG vertex at all and instead use best-effort broadcast to disseminate a vote message. This allows slower nodes to minimize the work they have to do to keep up with the rest of the system and, in turn, to meaningfully contribute to system security and fault tolerance with their votes instead of falling behind and risking being considered crashed by the rest of the system. To validate this claim, we perform an experiment on a real-world testbed where we make some nodes artificially slow by delaying their traffic by a constant amount of time t ; the results, which appear in Section 5, show that slow nodes are able to keep up for much higher delays t than in Sailfish.

Roadmap. We start in Section 2 by giving a high-level technical overview of Angelfish and the challenges in its design, followed by an in-depth presentation in Section 3 and Multi-leader Angelfish in Section 4. Section 5 presents empirical results and evaluation of both of these protocols, pitching them against two state-of-the-art protocols, Sailfish [39] and Autobahn [18]. Finally, we discuss related work in Section 6.

Additional material is included in appendices. Rigorous security analyses of both protocols appear in Sections B and C, and Section D contains a high-level TLA+ specification that captures the main algorithmic ideas behind Angelfish; the TLC model checker confirms that the specification satisfies its agreement property under small execution bounds.

2 Technical Overview

In this section, we first review the technical background on DAG-based protocols; in particular, we present the key idea for reducing latency and the challenges toward its realization, and finally present our solution.

DAG-Based BFT consensus protocols. In DAG-based consensus protocols, each party creates and disseminates so-called vertices, each of which contains a transaction block and cryptographic hashes providing immutable references to other vertices. This process creates a growing directed acyclic graph (DAG) in which each vertex determines the whole subgraph reachable from it (called its causal history). Each party then forms its local, partial view of the

DAG as the largest set of received vertices forming a DAG with no missing references.

To allow parties to order the vertices of their local DAGs in a consistent way, the protocol defines special vertices called leader vertices (also called anchors in the literature) which are known in advance. Then, the protocol enforces through its commit rule that any two committed leader vertices (even if committed by two different parties) are connected (by a directed path) in the DAG. This ensures that, by deterministically ordering the causal history of successive leader vertices, up to the latest committed leader vertex, parties obtain prefixes of the same global total ordering of the DAG.

Different protocols follow this blueprint in different ways, but most protocols build the DAG in rounds where each party creates one vertex per round, including references to at least $n - f$ vertices from the previous round (where n is the number of parties and $f < \frac{n}{3}$ is the maximum number of faulty parties). This creates a so-called layered DAG, allowing the use of quorum intersection arguments to devise commit rules that interpret the DAG structure to commit leader vertices.

In this work, we aim to improve upon layered-DAG protocols in the Bullshark family, and most notably Sailfish, which achieve theoretically optimal best-case latency. Such protocols create so-called certified DAGs, in which vertices are considered part of the DAG only after their payload is certified as available. This ensures that parties can progress from one round to the next without blocking on data retrieval, as long as they obtain an availability certificate. In practice, this has been shown to be important for robust performance under network instability [4].

The latency issue and key idea. In certified DAGs like Sailfish [39] and Bullshark [41], each party must reliably broadcast large vertices (containing transactions and at least $n - f$ references) and wait until it has delivered at least $n - f$ vertices before it can support a leader vertex. This is a major source of latency compared to classic leader-based protocols.

Angelfish reduces this overhead by allowing non-leader parties to avoid creating DAG vertices and instead cast lightweight votes that either reference only the leader vertex, or contain no references at all, and that are disseminated using best-effort broadcast.

Since there may be fewer than $n - f$ vertices created per round, Angelfish dispenses with the requirement that DAG vertices must

contain $n - f$ references to vertices from the previous round. And, because some parties may use votes instead of creating DAG vertices, Angelfish uses a leader commit rule that counts both votes and DAG vertices: a leader vertex is committed when the number of votes for it plus the number of DAG edges pointing to it from the next round is at least $n - f$.

The key technical challenge. In a protocol like Bullshark or Sailfish, naïvely removing the requirement that each vertex point to $n - f$ vertices from the previous round would make the protocol unsafe. To understand why, let us briefly explain using Sailfish as an example. In Sailfish, in each round, a rotating leader creates a so-called leader vertex that may possibly be committed. A leader vertex is committed when $n - f$ parties create vertices in the next round that reference it, and the leader vertex of the next round must reference it unless there exists a proof that it cannot be committed; together with the condition that each vertex references at least $n - f$ vertices from the previous round and that $n > 3f$, a standard quorum-intersection argument ensures that any two committed leader vertices are connected by a directed path even if there are rounds with no committed leader vertex in between; in turn, this connectivity invariant ensures the safety of the protocol’s DAG-linearization rule.

By allowing parties to use lightweight votes that may only contain one reference or no references to previous vertices, we cannot invoke the quorum-intersection argument and, if there are rounds where no leader vertex is committed, we lose the guarantee that committed leader vertices are connected. Finally, without guaranteed paths between committed leader vertices, locally linearized DAGs may fork.

To overcome this challenge, Angelfish uses special leader edges in the DAG, i.e., direct links between leader vertices that may be more than one round apart, together with new timeout-certificate requirements to guarantee safety across rounds. Getting this right is the main algorithmic contribution of the paper. The next paragraphs give an overview of the techniques we employ.

Ensuring paths between leader vertices. Like most DAG-based protocols, Angelfish uses a rotating round leader, and it requires the round leader to create a vertex (and not send a vote instead). To ensure that every two committed leader vertices are connected, if a round r leader vertex v_r does not reference the round $r - 1$ leader vertex, it must instead include a leader edge to some prior leader vertex $v_{r'}$ from a round $r' < r - 1$, along with \mathcal{TC} s (timeout certificates) for rounds from $r' + 1$ to $r - 1$ showing that enough honest parties did not vote for any leader vertex between v_r and $v_{r'}$. This ensures that the skipped leaders cannot be committed; hence, it is safe for v_r to connect to $v_{r'}$ while bypassing the intermediate leader vertices. Thanks to reliable broadcast for vertices, for each round we are guaranteed to eventually receive the leader vertex or a timeout certificate, which ensures that leaders can make progress.

Pacing round progression. Parties should increment their round upon hearing from $n - f$ parties in the current round (provided they have the leader vertex), whether through votes or vertices, since they cannot wait for more when up to f parties may be faulty. A consequence of this design is that some DAG vertices may be delivered too late compared to votes, which can proceed faster, and

thus vertices in the next round may not reference them. As in many DAG protocols (e.g., DAG-Rider [22]), we use special weak edges to ensure those vertices eventually get included in the DAG. However, this substantially increases latency for those vertices. Angelfish therefore introduces *propose* flags that can be included in messages to indicate that the sender intends to propose a vertex in the next round. Parties in the next round then wait for vertices from those parties (minus f of them to accommodate failures). While we chose this *propose* flag design, another option is to follow Shoal++ [4] and add a small timeout to wait for more vertices before leaving a round. Finally, because we do not require $n - f$ references per vertex or vote, lagging nodes can catch up upon receiving only $f + 1$ messages from a round higher than their next round, versus $n - f$ in most other DAG-based protocols.

Reducing communication with vote certificates. To avoid the need to forward all votes to promote synchronized round progression (since votes do not use RBC), Angelfish relies on parties that complete a round to disseminate certificates summarizing the number of votes they have received. We use multi-signatures to keep bit complexity low, which must be done carefully, since there are different possible votes in each round.

The cherry on top: multiple leaders per round. To further reduce average latency, Angelfish supports multiple leaders within a single round. Each round, on top of the existing main leader, we use a predetermined list of secondary leaders; we require a main leader that has a leader edge to another main leader in a round r to include, for each secondary leader of r , either an edge or a certificate proving that the secondary leader cannot commit. Secondary leaders that did not time out are then linearized in order and immediately following the main leader. There are multiple possible strategies to handle secondary leaders that may not commit, depending on how much waiting for secondary leaders is acceptable. To balance waiting and including more secondary leaders, we choose to implicitly skip any secondary leader after the first one that fails to commit.

3 Angelfish in Depth

3.1 Preliminaries

We consider a system $\mathcal{P} := P_1, \dots, P_n$ consisting of n parties out of which up to $f < \frac{n}{3}$ parties can be Byzantine, meaning they can behave arbitrarily. A party that is not faulty throughout the execution is said *honest* and follows the protocol.

We consider the partial synchrony model of Dwork et al. [14]. In this model, the network initially operates in an asynchronous state, allowing the adversary to arbitrarily delay messages sent by honest parties. However, after an unknown point in time, known as the *Global Stabilization Time* (GST), the adversary must ensure that all messages from honest parties are delivered to their intended recipients within Δ time of being sent (where Δ is known to the parties). We use δ for the actual message delay after GST, noting that $\delta \leq \Delta$. Additionally, we assume the local clocks of the parties have *no clock drift* and *arbitrary clock skew*.

We make use of digital signatures and a public-key infrastructure (PKI) to authenticate messages and prevent spoofing or replay attacks. We use $\langle x \rangle_i$ to denote a message x digitally signed by party P_i using its private key.

We assume that each party receives transactions from external clients and periodically groups them into blocks that it submits to a Byzantine atomic broadcast service, implemented by Angelfish, that delivers blocks in the same total order at all parties.

Definition 3.1 (Byzantine atomic broadcast [23, 41]). Each honest party $P_i \in \mathcal{P}$ can call $\text{a_bcast}_i(b)$ to submit a block b . Each party P_i may then outputs $\text{a_deliver}_i(b, P_k)$, where $P_k \in \mathcal{P}$ represents the block creator. A Byzantine atomic broadcast protocol must satisfy the following properties:

- **Agreement.** If an honest party P_i outputs $\text{a_deliver}_i(b, P_k)$, then every other honest party P_j eventually outputs $\text{a_deliver}_j(b, P_k)$.
- **Integrity.** For every block b and party $P_k \in \mathcal{P}$, an honest party P_i outputs $\text{a_deliver}_i(b, P_k)$ at most once and, if P_k is honest, only if P_k previously called $\text{a_bcast}_k(b)$.
- **Validity.** If an honest party P_k calls $\text{a_bcast}_k(b)$ then every honest party eventually outputs $\text{a_deliver}(b, P_k)$.
- **Total order.** If an honest party P_i outputs $\text{a_deliver}_i(b, P_k)$ before $\text{a_deliver}_i(b', P_\ell)$, then no honest party P_j outputs $\text{a_deliver}_j(b', P_\ell)$ before $\text{a_deliver}_j(b, P_k)$.

The definition for RBC can be found in Section A.

3.2 Protocol Description

Round-based execution. Our protocol advances through a sequence of consecutively numbered *rounds*, starting from 1. In each round r , a designated leader, denoted as L_r , is selected using a deterministic method based on the round number.

Basic data structures. At a high level, the communication among parties is structured as a combination of a DAG and vote messages. In each round, a leader proposes a single vertex containing a block of transactions along with references to vertices proposed in an earlier round. A leader vertex also references a leader vertex from some previous round. Meanwhile, In each round, a non-leader party either proposes a vertex—if it has transactions to include—or sends a vote. A vertex includes a block of transactions and references to earlier vertices, while a vote references the previous round’s leader vertex or contains no reference. The references of vertices serve as the edges in the DAG. All proposed vertices are propagated using RBC to ensure non-equivocation and guarantee all honest parties eventually deliver them. The vote messages are propagated using BEB.

The basic data structures and utilities of Angelfish are presented in Figure 1. Each party maintains a local copy of the DAG. Although honest parties may initially see different local DAGs, the reliable broadcast of vertices ensures that they will eventually converge to a consistent view. The local DAG view for party P_i is represented as DAG_i . Each vertex is uniquely identified by a round number and a sender (source). When P_i delivers a vertex from round r , it is added to $\text{DAG}_i[r]$, which can contain up to n vertices.

A vertex proposed by L_r is termed the round r leader vertex, while all other round r vertices are classified as non-leader vertices. Each non-leader vertex v contains two types of outgoing edges: strong edges and weak edges. In addition to strong edges and weak edges, a leader vertex also contains a leader edge. The strong edges of a vertex v in round r connect to vertices from round $r - 1$, while the weak edges link to at most $n - f$ vertices from earlier rounds

$< r - 1$ for which no other path from v exists. A path is a sequence of strong, weak, or leader edges that connects two vertices. For a round r leader vertex, a leader edge references a leader vertex from some round $< r - 1$. A leader path is a path from a leader vertex v_k to another leader vertex v_ℓ such that all intermediate vertices along the path are leader vertices, and each edge in the path is either a leader edge or a strong edge. Each vertex v also contains $v.tc$ and $v.propose$. $v.tc$ stores a set of timeout certificates (each TC consisting of a quorum of timeout messages in a round) and $v.propose$ indicates whether v ’s proposer intends to propose a vertex in the next round. This information helps determine how many vertices a party should wait for in the next round.

In addition to vertex v , Angelfish introduces a separate vote structure vt . A vote includes a strong edge only when it supports the leader vertex from the previous round; otherwise, it carries no reference. Each vote also contains a field $vt.propose$, analogous to $v.propose$ in vertices, which similarly indicates whether the party intends to propose a vertex in the next round.

DAG construction protocol. The DAG construction protocol is outlined in Figure 2. In each round r , a leader proposes a vertex and a non-leader party P_i proposes a vertex v or a vote message vt , depending on whether it has transactions to propose and whether doing so is consistent with the *propose* flags (i.e., $v.propose$ and $vt.propose$) in round $r - 1$. To propose a vertex or a vote in round r , each party P_i waits to deliver a round $r - 1$ vertices and receive b votes for round $r - 1$, such that $a + b \geq n - f$, and includes the round $r - 1$ leader vertex, until a timeout occurs in round $r - 1$ (see Line 59). Here, votes are counted jointly from two sources: (i) received vote messages, and (ii) signatures extracted from valid vote certificates. We distinguish two types of vote certificates according to the vote’s *propose* flag: a propose vote certificate (\mathcal{PVC}) aggregates vote messages with *propose* = true, while a no-propose vote certificate (\mathcal{NPVC}) aggregates vote messages with *propose* = false. After satisfying the round-entry condition, if votes were used to enter the round, P_i aggregates signatures from the corresponding vote messages and vote certificates to construct \mathcal{PVC}_r^i and \mathcal{NPVC}_r^i , and then broadcasts them.

After P_i successfully advance to round r by delivering round $r - 1$ leader vertex along with at least $n - f$ vertices and votes, if P_i intends to propose a vote message, it immediately broadcasts $\langle vt, r \rangle_i$. If it intends to propose a round r vertex, it first computes the number of parties that are expected to propose in round $r - 1$, based on the *propose* flag included in round $r - 2$ vertices. Once the number of delivered round $r - 1$ vertices reaches this expected count minus f , it proceeds to propose a round r vertex (see Line 89). The “ $-f$ ” margin is designed to prevent faulty parties from equivocating by assigning conflicting *propose* flags to different vertices. Notably, referencing the round $r - 1$ leader vertex functions as a “vote” for it. These votes are subsequently used to commit the leader vertex. Therefore, waiting for the leader vertex until a timeout ensures that honest parties contribute votes toward it, helping to commit the leader vertex with minimal latency when the leader is honest (after GST).

If an honest party P_i does not receive the round $r - 1$ leader vertex when its timer expires, it multicasts $\langle \text{timeout}, r - 1 \rangle$ to all parties (see Line 72). Upon receiving $n - f$ round $r - 1$ timeout messages

Local variables:	
struct vertex v :	▷ The struct of a vertex in the DAG
$v.round$ - the round of v in the DAG	
$v.source$ - the party that broadcasts v	
$v.block$ - a block of transactions	
$v.propose$ - if the party will propose a vertex in the next round	
$v.strongEdges$ - a set of vertices in $v.round - 1$ that represent strong edges	
$v.weakEdges$ - a set of vertices in rounds $< v.round - 1$ that represent weak edges	
$v.leaderEdge$ - a leader vertex in round $< v.round - 1$ that represent leader edge (for leader vertices)	
$v.tc$ - a set of timeout certificates for round $\leq v.round - 1$ (if any)	
struct vote vt :	▷ The struct of a vote
$vt.round$ - the round of vt	
$vt.source$ - the party that broadcasts vt	
$vt.sig$ - signature of vt	
$vt.propose$ - if the party will propose a vertex in the next round	
$vt.strongEdge$ - leader vertex in $vt.round - 1$ that the party votes for; otherwise, \perp	
struct propose vote certificate PVC :	▷ The struct of aggregated BLS signatures from votes with $propose = true$
$PVC.sig$ - a set of signatures of PVC	
struct no-propose vote certificate $NPVC$:	▷ The struct of aggregated BLS signatures from votes with $propose = false$
$NPVC.sig$ - a set of signatures of $NPVC$	
struct commit vote certificate CVC :	▷ The struct of aggregated BLS signatures from votes referencing the leader vertex
$CVC.sig$ - a set of signatures of CVC	
timeout certificate TC - An array of sets, each containing a quorum of timeout messages	
$DAG_i[]$ - An array of sets of vertices	
$votes[]$ - An array of sets of votes	
$sigPropose[]$ - An array of sets of signatures of parties that propose vt and will propose a vertex in the next round	
$sigNoPropose[]$ - An array of sets of signatures of parties that propose vt and will not propose a vertex in the next round	
$sigCommit[]$ - An array of sets of signatures of parties that propose vt and vote for leader vertex in $vt.round - 1$	
$vertexProposers[]$ - An array of sets of proposers that propose vertices	
$blocksToPropose$ - A queue, initially empty, P_i enqueues valid blocks of transactions from clients	
$leaderStack \leftarrow$ initialize empty stack	
1: procedure path(v, u)	▷ Check if exists a path consisting of strong, weak and leader edges in the DAG
2: return exists a sequence of $k \in \mathbb{N}$, vertices v_1, \dots, v_k s.t.	
$v_1 = v, v_k = u$, and $\forall j \in [2, \dots, k] : v_j \in \bigcup_{r \geq 1} DAG_i[r] \wedge (v_j \in v_{j-1}.weakEdges \cup v_{j-1}.strongEdges \cup v_{j-1}.leaderEdge)$	
3: procedure leader_path(v, u)	▷ Check if exists a path consisting of leader edges and strong edges from leader vertex v to leader vertex u in the DAG
4: return exists a sequence of $k \in \mathbb{N}$, leader vertices v_1, \dots, v_k s.t.	
$v_1 = v, v_k = u$, and $\forall j \in [2, \dots, k] : v_j \in \bigcup_{r \geq 1} DAG_i[r] \wedge v_j \in v_{j-1}.leaderEdge \cup v_{j-1}.strongEdges$	
5: procedure set_weak_edges(v, r)	▷ Add edges to orphan vertices
6: $v.weakEdges \leftarrow \{\}$	
7: for $r' = r - 2$ down to 1 do	
8: for every $u \in DAG_i[r']$ s.t. $\neg \text{path}(v, u)$ do	
9: $v.weakEdges \leftarrow v.weakEdges \cup \{u\}$	
10: procedure get_vertex(p, r)	
11: if $\exists v \in DAG_i[r]$ s.t. $v.source = p$ then	
12: return v	
13: return \perp	
14: procedure get_leader_vertex(r)	
15: return get_vertex(L_r, r)	
16: procedure a_bcast(b, r)	
17: $blocksToPropose.enqueue(b)$	
18: procedure broadcast_vertex(r)	
19: $v \leftarrow \text{create_new_vertex}(r)$	
20: try_add_to_dag(v)	
21: r_bcast(v, r)	
22: procedure multicast_vote(r)	
23: $\langle vt, r \rangle_i \leftarrow \text{create_new_vote}(r)$	
24: $votes[r] \leftarrow votes[r] \cup \{vt\}$	
25: multicast $\langle vt, r \rangle_i$	
26: procedure order_vertices()	
27: while $\neg \text{leaderStack.isEmpty}()$ do	
28: $v \leftarrow \text{leaderStack.pop}()$	
29: $verticesToDeliver \leftarrow \{v' \in \bigcup_{r > 0} DAG_i[r] \mid \text{path}(v, v') \wedge v' \notin \text{deliveredVertices}\}$	
30: for every $v' \in \text{verticesToDeliver}$ in some deterministic order do	
31: output a_deliver($v'.block, v'.round, v'.source$)	
32: $\text{deliveredVertices} \leftarrow \text{deliveredVertices} \cup \{v'\}$	

Figure 1: Basic data structures for Angelfish. The utility functions are adapted from [39, 41].

(denoted by \mathcal{TC}_{r-1}), P_i can enter round r if it has delivered a round $r - 1$ vertices and received b votes with the total number $a + b$ being at least $n - f$ (see Line 59). It also multicasts \mathcal{TC}_{r-1} so that all the other parties will see \mathcal{TC}_{r-1} . In Angelfish, we require that if a party sends a round $r - 1$ timeout message, the round r vertex or vote it sends will not include a strong edge to round $r - 1$ leader vertex, which serves as a “no-vote” for the round $r - 1$ leader vertex.

We place an additional constraint on the leader vertex. A round r leader vertex needs to either (1) have a strong edge to the round $r - 1$ leader vertex, or (2) include a leader edge referencing a leader vertex from some earlier round $r' < r - 1$, and contain timeout certificate $\mathcal{TC}_{r''}$ for each round r'' such that $r' + 1 \leq r'' \leq r - 1$.

Each $\mathcal{TC}_{r''}$ serves as an evidence that a quorum of parties did not “vote” for the round r'' leader vertex. Hence, the round r'' leader vertex cannot be committed and it is safe to lack a leader path to the round r'' leader vertex. An illustration is provided in Figure 3.

Upon delivering a round r vertex v , if v is a leader vertex, each party P_i verifies its validity by invoking $\text{is_valid}(v)$. The function $\text{is_valid}(v)$ returns true if v contains a leader edge referencing a round r' leader vertex, and includes timeout certificate $\mathcal{TC}_{r''}$ for each round r'' such that $r' + 1 \leq r'' \leq r - 1$. Only valid vertices v are added to $DAG_i[r]$ via $\text{try_add_to_dag}(v)$. For non-leader vertices, this validity check is not required; they are directly passed

Local variables:
 $round \leftarrow 1; buffer \leftarrow \{\}$

```

33: upon  $r\_deliver_i(v, r, p)$  do
34:   if  $v.source = p \wedge v.round = r \wedge (v.source = L_r \wedge is\_valid(v))$  then
35:     if  $v.propose = true$  then
36:        $VertexProposers[r] \leftarrow VertexProposers[r] \cup \{p\}$ 
37:     if  $\neg try\_add\_to\_dag(v)$  then
38:        $buffer \leftarrow buffer \cup \{v\}$ 
39:     else
40:       for  $v' \in buffer : v'.round \geq r$  do
41:          $try\_add\_to\_dag(v')$ 
42:   upon receiving  $\langle vt, r \rangle_p$  do
43:     if  $vt.round = r$  then
44:        $votes[r] \leftarrow votes[r] \cup \{vt\}$ 
45:     if  $vt.propose = true$  then
46:        $VertexProposers[r] \leftarrow VertexProposers[r] \cup \{p\}$ 
47:        $sigPropose[r] \leftarrow sigPropose[r] \cup \{vt.sig\}$ 
48:     else
49:        $sigNoPropose[r] \leftarrow sigNoPropose[r] \cup \{vt.sig\}$ 
50:   if  $\exists v' \in DAG_i[r-1] : v'.source = L_{r-1} \wedge vt.strongEdge = L_{r-1}$  then
51:      $sigCommit[r] \leftarrow vt.sig$ 
52:   upon receiving  $\mathcal{PVC}_r^p$  do
53:      $sigPropose[r] \leftarrow sigPropose[r] \cup \{\mathcal{PVC}_{p,r}.sig\}$ 
54:      $VertexProposers[r] \leftarrow VertexProposers[r] \cup \{p\}$ 
55:   upon receiving  $\mathcal{NVC}_r^p$  do
56:      $sigNoPropose[r] \leftarrow sigNoPropose[r] \cup \{\mathcal{NVC}_{p,r}.sig\}$ 
57:   upon receiving  $\mathcal{CVC}_{p,r}$  do
58:      $sigCommit[r] \leftarrow sigCommit[r] \cup \{\mathcal{CVC}_{p,r}.sig\}$ 
59:   upon  $(\neg propose\_flag \vee |sigPropose[r]| + |sigNoPropose[r]| + |DAG_i[r]| \geq n - f) \wedge (\exists v' \in DAG_i[r] : v'.source = L_r \vee \mathcal{TC}_r \text{ is received for } round = r)$  do
60:     if  $|DAG_i[r]| < n - f$  then
61:        $\mathcal{PVC}_r^i \leftarrow \text{AggregateBLS}(sigPropose[r])$ 
62:        $\mathcal{NVC}_r^i \leftarrow \text{AggregateBLS}(sigNoPropose[r])$ 
63:        $multicast(\mathcal{PVC}_r^i \text{ and } \mathcal{NVC}_r^i)$ 
64:     if  $P_i = L_{r+1} \wedge \exists v' \in DAG_i[r] : v'.source = L_r$  then
65:       wait until receiving  $\mathcal{TC}_r$ 
66:       for  $r' = r - 1$  down to 1 do
67:         if  $\exists v'' \in DAG_i[r'] : v''.source = L_{r'}$  then
68:           break
69:         else
70:           wait until receiving  $\mathcal{TC}_{r'}$ 
71:        $advance\_round(r + 1)$ 
72:   upon  $timeout$  do
73:     if  $\exists v' \in DAG_i[round] : v'.source = L_{round}$  then
74:        $multicast(timeout, round)_i$ 
75:   upon receiving  $\mathcal{TC}_r$  such that  $r \geq round$  do
76:      $multicast \mathcal{TC}_r$ 
77: procedure  $try\_add\_to\_dag(v)$ 
78:   if  $\forall v' \in v.strongEdges \cup v.weakEdges \cup v.leaderEdges : v' \in \bigcup_{k \geq 1} DAG_i[k]$  then
79:      $DAG_i[v.round] \leftarrow DAG_i[v.round] \cup \{v\}$ 
80:      $buffer \leftarrow buffer \setminus \{v\}$ 
81:     return true
82:   return false
83: procedure  $create\_new\_vertex(r)$ 
84:    $v.round \leftarrow r$ 
85:    $v.source \leftarrow P_i$ 
86:    $v.block \leftarrow blocksToPropose.dequeue()$ 
87:    $v.propose \leftarrow true$  if  $P_i$  intends to propose vertex in round  $r + 1$  else false
88:   if  $r > 1$  then
89:     upon  $|DAG_i[r-1]| \geq \max(|VertexProposers[r-2]| - f, 0)$  do
90:        $v.strongEdges \leftarrow DAG_i[r-1]$ 
91:     if  $\langle timeout, r-1 \rangle_i$  is sent then
92:        $v.strongEdges \leftarrow v.strongEdges \setminus \{v' : v'.source = L_{r-1}\}$ 
93:   if  $P_i = L_r \wedge \exists v' \in DAG_i[r-1] : v'.source = L_{r-1}$  then
94:     for  $r' = r$  down to 1 do
95:       if  $\exists v'' \in v.strongEdges$  s.t.  $v''.source = L_{r'-1}$  then
96:          $v.tc \leftarrow v.tc \cup \{\mathcal{TC}_{r'-1}\}$ 
97:       else
98:          $v^* \leftarrow get\_leader\_vertex(r')$ 
99:          $v.leaderEdge \leftarrow v^*$ 
100:       break
101:    $set\_weak\_edges(v, r)$ 
102:   return  $v$ 
103: procedure  $create\_new\_vote(r)$ 
104:    $vt.round \leftarrow r$ 
105:    $vt.source \leftarrow P_i$ 
106:    $vt.propose \leftarrow true$  if  $P_i$  intends to propose vertex in round  $r + 1$  else false
107:   if  $\langle timeout, r-1 \rangle_i$  is sent then
108:      $vt.strongEdge \leftarrow \perp$ 
109:   else
110:     if  $r > 1 \wedge \exists v' \in DAG_i[r-1] : v'.source = L_{r-1}$  then
111:        $vt.strongEdge \leftarrow v'$ 
112:   return  $\langle vt, r \rangle_i$ 
113: procedure  $advance\_round(r)$ 
114:    $round \leftarrow r; start \text{ timer}$ 
115:   if  $P_i = L_r \vee P_i$  intends to propose vertex in round  $r$  then
116:      $broadcast\_vertex(round)$ 
117:   else
118:      $multicast\_vote(round)$ 
119: upon  $init$  do
120:    $advance\_round(1)$ 

```

Figure 2: Angelfish: DAG construction protocol for party P_i

to $try_add_to_dag(v)$, which succeeds once P_i has delivered all vertices that establish a path from v in DAG_i . If $try_add_to_dag(v)$ fails, the vertex is placed in a *buffer* for later reattempts. Additionally, when $try_add_to_dag(v)$ succeeds, any buffered vertices are retried for inclusion in DAG_i . In parallel, upon receiving a vote message $\langle vt, r \rangle_*$, the party P_i classifies its signature into different arrays depending on (i) whether the *propose* flag is set to true, and (ii) whether the message references a leader vertex. Upon receiving a vote certificate, P_i first verifies the signatures and then stores them in the corresponding array. Once P_i enters round r using votes, it aggregates the signatures from the propose and non-propose arrays to form \mathcal{PVC}_r^i and \mathcal{NVC}_r^i , which it then broadcasts so that other parties can also receive these signatures. Moreover, since vertices are broadcasted via RBC, once a vertex is delivered by an honest

party, all other parties will eventually deliver it as well. Therefore, once an honest party has collected $n - f$ votes and vertices, all other parties will eventually receive enough votes and vertices to enter the next round.

Jumping rounds. In addition to advancing rounds sequentially, our protocol allows honest parties in round $r' < r - 1$ to “jump” directly to round r . This occurs when they either observe at least $f + 1$ round r vertices and votes, including the round r leader vertex, or receive a \mathcal{TC}_r (see Section 3.2 in Figure 4). We require only $f + 1$ vertices and votes, rather than $n - f$, because this already ensures that at least one honest party has advanced to round r . If the lagging party is L_r , then in addition to collecting $f + 1$ round r vertices and votes, it must also wait until it has delivered either the round $r - 1$

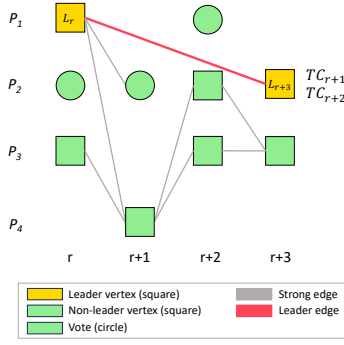


Figure 3: This represents the set of local vertices and votes observed by P_2 . L_{r+3} did not deliver round $r+1$ and round $r+2$ leader vertices; therefore, L_{r+3} 's vertex must contain \mathcal{TC}_{r+1} and \mathcal{TC}_{r+2} .

```

121: upon round < r - 1 ∧ |sigPropose[r]| + |sigNoPropose[r]| +
    |DAGi[r]| ≥ f + 1 ∧ (∃ v' ∈ DAGi[r] : v'.source = Lr ∨ TCr is received)
122: do
123:   if Pi = Lr+1 ∧ ∄ v' ∈ DAGi[r] : v'.source = Lr then
124:     wait until receiving TCr
125:     for r' = r - 1 down to 1 do
126:       if ∃ v'' ∈ DAGi[r'] : v''.source = Lr' then
127:         break
128:       else
129:         wait until receiving TCr'
130:   advance_round(r)
131: procedure create_new_vertex(r)
132:   v.round ← r
133:   v.source ← Pi
134:   v.block ← blocksToPropose.dequeue()
135:   v.propose ← true if Pi intends to propose vertex in round r + 1 else
136:     false
137:   if r > 1 then
138:     v.strongEdges ← DAGi[r - 1]
139:     if (timeout, r - 1)i is sent then
140:       v.strongEdges ← v.strongEdges \ {v' : v'.source = Lr-1}
141:   if Pi = Lr ∧ ∄ v' ∈ DAGi[r - 1] : v'.source = Lr-1 then
142:     for r' = r down to 1 do
143:       if ∄ v'' ∈ v.strongEdges s.t. v''.source = Lr'-1 then
144:         v.tc ← v.tc ∪ {TCr'-1}
145:     else
146:       v* ← get_leader_vertex(r')
147:       v.leaderEdge ← v*
148:     break
149:   set_weak_edges(v, r)
150:   return v

```

Figure 4: Angelfish: Jumping rounds

leader vertex or some earlier leader vertex (say round r'), together with the corresponding \mathcal{TC} s for rounds between r' and $r-1$, before proposing the round r leader vertex. When jumping from round r' to round r , parties neither propose vertices nor send votes for the skipped rounds. In particular, they do not need to wait for the condition of observing the number of vertex proposals minus f before proposing a round r vertex. This design allows slow parties to catch up more efficiently.

Angelfish has a better jumping mechanism compared to Sailfish [39]. Sailfish requires delivering the leader vertex (or receiving a \mathcal{TC}) together with $n-f$ vertices to jump rounds, whereas Angelfish requires only the leader vertex (or \mathcal{TC}) plus $f+1$ vertices and votes.

This makes slow parties in Angelfish more likely to catch up than in Sailfish. Besides, when a slow party enters a new round without downloading transactions, it can send a vote message instead of proposing an empty block, thereby reducing communication overhead.

Committing and ordering the DAG. In our protocol, only leader vertices are committed, while non-leader vertices are ordered in a deterministic manner as part of the causal history of a leader vertex. This ordering occurs when the leader vertex is (directly or indirectly) committed, as defined in the `order_vertices` function.

```

Local variables:
    committedRound ← 0
149: upon receiving a set  $\mathcal{W}$  of first messages for round r+1 vertices s.t.  $\forall v' \in \mathcal{W} : \exists v \in v'.strongEdges$  s.t.  $v.source = L_r \wedge |\mathcal{W}| + |sigCommit[r]| \geq n - f$ 
150: do
151:   try_commit(r,  $\mathcal{W}$ , sigCommit[r])
152: procedure try_commit(r,  $\mathcal{W}$ , S)
153:   v ← get_leader_vertex(r)
154:   if committedRound < r then
155:     commit_leader(v)
156:     if |{v' ∈  $\mathcal{W}$  | strong_edge(v', v)}| < n - f then
157:       CVCr ← AggregateBLS(S)
158:       multicast CVCr
159: procedure commit_leader(v)
160:   leaderStack.push(v)
161:   r ← v.round - 1
162:   v' ← v
163:   while r > committedRound do
164:     vs ← get_leader_vertex(r)
165:     if leader_path(v', vs) then
166:       leaderStack.push(vs)
167:     v' ← vs
168:   r ← r - 1
169:   committedRound ← v.round
170:   order_vertices()

```

Figure 5: Angelfish: The commit rule for party P_i

The commit rule is presented in Figure 5. An honest party P_i commits a round r leader vertex once it observes $n-f$ vertices and votes in total, including both (i) first RBC messages from round $r+1$ vertices that reference the round r leader vertex, and (ii) votes, including both vote messages that support v_r and the commit vote certificate CVC_{r+1} , which is a collection of signatures from vote messages supporting v_r . P_i does not need to wait for the delivery of round $r+1$ vertices. This is because, when the sender of the RBC is honest, the first observed value (i.e., the first message of the RBC) is the same value that will ultimately be delivered. Among the $n-f$ round $r+1$ vertices and votes, at least $f+1$ originate from honest parties and will eventually be delivered, ensuring that the delivered value matches the first received value (from the first RBC message). Furthermore, since at least $f+1$ honest parties send round $r+1$ vertices and votes with a strong edge to the round r leader vertex, it is impossible to form a \mathcal{TC}_r . Consequently, the round $r' > r$ leader vertex (if it exists) will necessarily have a leader path to the round r leader vertex, ensuring the safety of the commit. Similar to propose vote certificates, if commitment is achieved using votes, then P_i aggregates signatures from the relevant vote messages and commit vote certificates to generate its own commit vote certificate, and then broadcasts it to help other parties commit.

When directly committing a round r vertex v_k in round r , P_i traces back through earlier rounds to *indirectly* commit leader vertices v_m if a leader path exists from v_k to v_m . This process continues until P_i encounters a round $r' < r$ where it has already directly committed a leader vertex. Our protocol ensures that once any honest party directly commits a round r leader vertex v_k , all leader vertices of subsequent rounds $r' > r$ will have a leader path to v_k . This guarantees that v_k will eventually be committed by all honest parties.

Remark on timeout parameter τ . The timeout parameter τ must be set sufficiently long to guarantee that, upon entering round r , an honest party has enough time to deliver both the round r leader vertex—if broadcast by an honest leader—and at least $n - f$ round r vertices and votes before its timer expires. The precise value of τ depends on the underlying RBC primitive used to disseminate vertices, as well as the specific conditions under which an honest party P_i transitions to round r . When using Bracha’s RBC [8], our protocol requires $\tau = 2\Delta$ if P_i enters round r after delivering the leader vertex from round $r - 1$, and $\tau = 5\Delta$ otherwise. We prove in Claim 7 that these timeout bounds are sufficient. **Intuition**

behind designing propose flag. We design the *propose* flag to require parties to wait for the observed number of vertex proposals minus f . This ensures that more vertices are referenced as strong edges. Without this condition, faulty parties could accelerate the progression of rounds by prematurely sending vote messages. As a result more vertices are included as weak edges, which increases their commit latency by at least one RBC delay.

In practice, an honest party needs to predict the *propose* flag based on the received transactions. If the prediction is incorrect, two outcomes are possible. When the party sets the *propose* flag to true but proposes an empty block without transactions, the overall throughput is slightly reduced. On the other hand, when the party sets the *propose* flag to false but still proposes a block, occasional mispredictions have little impact. However, if many parties behave this way, some blocks will only be referenced as weak edges, which in turn increases the overall latency.

Remark on communication complexity. Now we explain the communication complexity of Angelfish in Table 1. In each round x denotes the average number of parties proposing vertices. Then in the good case, $n - x$ is the average number of parties sending votes. The complexity of vertex per round is $O(\kappa n^2)$ due to the reliable broadcast of $O(\kappa n)$ -sized vertices. The complexity of vote per round is $O(\kappa(n - x)n + (n - x + \kappa)n^2)$. The first item accounts for multicasting of $n - x$ votes of size $O(\kappa)$. The second item accounts for multicasting of n vote certificates of size $O(n - x + \kappa)$, as these certificates use multi-signatures. If we combine complexities of vertex and vote, the overall communication complexity simplifies to $O(\kappa n^2 + n^3)$.

We present detailed security analysis in Section B. Section D provides a high-level TLA+ specification of Angelfish, which is validated for agreement using the TLC model checker.

4 Multi-leader Angelfish In-Depth

In Angelfish, the latency to commit the leader vertex is shorter than that for non-leader vertices. To improve the latency for multiple

vertices, we extend Angelfish to support multiple leaders per round. In the best-case scenario, when all these leaders are honest, the respective leader vertices can be committed with a latency of one RBC plus 1δ .

Multiple leaders in a round. In this protocol, multiple leaders are chosen within a round based on the round number. One of these leaders serves as the main leader, while the others are designated as secondary leaders. The vertex proposed by the main leader is referred to as the main leader vertex, and the vertices proposed by the secondary leaders are termed secondary leader vertices. We introduce a no-vote message, and no-vote certificate is formed by a quorum of no-vote messages. In the Multi-leader Angelfish, the main leader’s responsibility is to ensure that the main leader vertex has a leader path to all leader vertices from the previous rounds and to collect a no-vote certificate for any missing leader vertices.

To determine the multiple leaders in a given round, we define a deterministic function, `get_multiple_leaders(r)`, which returns an ordered list of leaders for round r . The first leader in this list serves as the main leader, while the subsequent leaders are designated as secondary leaders. Analogous to Angelfish, the main leader for round r is denoted as L_r . We use \mathcal{ML}_r to denote the ordered list of leaders provided by `get_multiple_leaders(r)`. $\mathcal{ML}_r[x]$ denotes the x^{th} element in the list, and $\mathcal{ML}_r[1]$ is the main leader. Additionally, $\mathcal{ML}_r[:x]$ represents the first x leaders, while $\mathcal{ML}_r[x+1:]$ denotes the leaders in the list excluding the first x leaders.

DAG construction protocol. The basic data structures differ slightly from Angelfish, with the changes highlighted in blue in Figure 6. A vertex may contain leader edges referencing vertices from more than just the main leader. Moreover, a vertex collects an \mathcal{NVC} if some leader vertices are not delivered. A vote message also votes not only for the main leader but also for the secondary leaders. To accommodate multiple leaders within a round, the protocol’s round advancement rules are modified as shown in Figure 6.

Recall that in Angelfish, each party P_i waits for the round r leader vertex until a timeout. If the leader vertex is not delivered before the timeout, P_i sends `(timeout, r)` message. Upon receiving either the round r leader vertex or \mathcal{TC}_r (along with $n - f$ round r vertices and votes) P_i advances to round $r + 1$. In Multi-leader Angelfish, P_i sends `(timeout, r)` only when it does not deliver the round r main leader vertex before the timeout; it does not send timeout messages when the secondary leader vertices are not delivered. Each party P_i wait for the round r main leader vertex or \mathcal{TC}_r (along with $n - f$ round r vertices and votes) to advance to round $r + 1$. Otherwise, waiting for \mathcal{TC} to enter a new round could allow a single faulty leader to slow down the protocol. Here the votes refer to vote messages only. When receiving a vote message, each party broadcasts the vote message to ensure all the other parties also receive it. However, the main leader vertex must still provide proof for any undelivered leader vertices, which motivates the introduction of no-vote messages.

We have the constraint on main leader vertex as follows. Suppose $L_{r'}$ is the last main leader that L_{r+1} has delivered. (i) Round $r + 1$ main leader vertex must reference round r' main leader vertex. (ii) If L_{r+1} has not delivered round r main leader vertex, then the round $r + 1$ main leader vertex v_k must contain $\mathcal{TC}_{r''}$ for all rounds r'' such that $r' < r'' < r$. (iii) The round $r + 1$ main leader vertex v_k must establish leader paths to all leader vertices corresponding to



Figure 6: Multi-leader Angelfish: DAG construction

leaders in $\mathcal{ML}_{r'}[:x]$ and contain $NVC_{r'}^{\ell}$, where $\ell = \mathcal{ML}_{r'}[x + 1]$ and $r' \leq r$ (see Section 3.2). An illustration is provided in Figure 7. If the main leader vertex has leader paths to all leader vertices corresponding to leaders in $\mathcal{ML}_{r'}$, it is not required to include $NVC_{r'}$ for any round r leaders. The `is_valid()` function is also appropriately updated to ensure that these constraints are met. The constraint for other round $r + 1$ vertices remain unchanged. For round $r + 1$ vote messages, we require that they vote for all leaders and have strong edges to all delivered leader vertices if the round r main leader is delivered (see Section 3.2). Since if round r main leader is not delivered, the strong edges to secondary leaders are not used in the commit rule, and therefore are not required.

Committing and ordering the DAG. Similar to Angelfish, only the leader vertices are committed, and the non-leader vertices are ordered (in some deterministic order) as part of the causal history of a leader vertex when the leader vertex is (directly or indirectly) committed, as illustrated in the order vertices function in Figure 8.

In our protocol, an honest party P_i directly commits a round r leader vertex v_k corresponding to $\mathcal{ML}_r[x]$ when it observes “first messages” (of the RBC) for round $r + 1$ vertices and votes with a total number being $n - f$ with strong edges to the vertex v_k and when all round r leader vertices corresponding to leaders in $\mathcal{ML}_r[:x - 1]$ have been directly committed. If v_k fails to be directly committed, party P_i refrains from committing the leader vertices corresponding to the leaders in $\mathcal{ML}_r[x + 1 :]$, even if there are

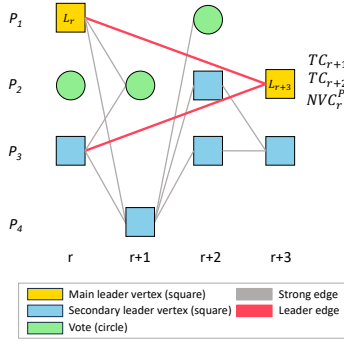


Figure 7: This represents the set of local vertices and votes observed by P_2 . In round r , the secondary leaders are P_3 and P_4 . L_{r+3} did not deliver P_4 's round r leader vertex, nor the round $r + 1$ and round $r + 2$ main leader vertices; therefore, L_{r+3} 's vertex must contain \mathcal{TC}_{r+1} , \mathcal{TC}_{r+2} , and $\mathcal{NV}_{C_r}^{P_4}$.

```

Local variables:
    committedRound  $\leftarrow 0$ 
235: procedure try_commit( $r, S$ )
236:    $C\mathcal{L}\mathcal{S} \leftarrow []$ 
237:   for  $\ell \in \mathcal{ML}_r$  do
238:      $v \leftarrow \text{get\_vertex}(\ell, r)$ 
239:     if  $|\text{collect}| \geq n - f \wedge \text{committedRound} < r$  then
240:        $C\mathcal{L}\mathcal{S} \leftarrow C\mathcal{L}\mathcal{S} \parallel v$ 
241:     else break
242:   commit_leaders( $C\mathcal{L}\mathcal{S}$ )
243: procedure commit_leaders( $cls$ )
244:   leaderStack.push( $cls$ )
245:    $v' \leftarrow cls[0]$ 
246:    $r \leftarrow v'.\text{round} - 1$ 
247:   while  $r > \text{committedRound}$  do
248:      $C\mathcal{M}\mathcal{V} \leftarrow []$ 
249:     for  $\ell \in \mathcal{ML}_r$  do
250:        $v \leftarrow \text{get\_vertex}(\ell, r)$ 
251:       if leader_path( $v', v$ ) then
252:          $C\mathcal{M}\mathcal{V} \leftarrow C\mathcal{M}\mathcal{V} \parallel v$ 
253:       else break
254:       if  $C\mathcal{M}\mathcal{V} \neq []$  then
255:          $v' \leftarrow C\mathcal{M}\mathcal{V}[1]$  ▷ main leader vertex for round  $r$ 
256:       leaderStack.push( $C\mathcal{M}\mathcal{V}$ )
257:        $r \leftarrow r - 1$ 
258:   committedRound  $\leftarrow cls[0].\text{round}$ 
259:   order_vertices()
260: procedure order_vertices()
261:   while  $\neg \text{leaderStack.isEmpty}()$  do
262:      $C\mathcal{M}\mathcal{V} \leftarrow \text{leaderStack.pop}()$ 
263:     for  $v \in C\mathcal{M}\mathcal{V}$  do ▷ iterate over  $C\mathcal{M}\mathcal{V}$  in order
264:       verticesToDeliver  $\leftarrow \{v' \in \bigcup_{r>0} \text{DAG}_i[r] \mid \text{path}(v, v') \wedge$ 
265:          $v' \notin \text{deliveredVertices}\}$ 
266:       for every  $v' \in \text{verticesToDeliver}$  in some deterministic order
267:         do
268:           output_a_deliver( $v'.\text{block}, v'.\text{round}, v'.\text{source}$ )
269:           deliveredVertices  $\leftarrow \text{deliveredVertices} \cup \{v'\}$ 

```

Figure 8: Multi-leader Angelfish: commit rule

$n - f$ round $r + 1$ vertices and votes with strong paths to the leader vertices corresponding to the leaders in $\mathcal{ML}_r[x + 1 :]$. The commit rule is presented in try_commit() function (see Section 4).

Upon directly committing the main leader vertex v_m in round r , P_1 first indirectly commits leader vertices corresponding to $\mathcal{ML}_{r'}[:y]$ (for some $y > 0$) in an earlier round $r' < r$ such that there

exists leader paths from v_m to all leader vertices corresponding to $\mathcal{ML}_{r'}[:y]$. Subsequently, this process of indirectly committing leader vertices of earlier rounds is repeated for leader vertices that have strong paths from leader vertex corresponding to $\mathcal{ML}_{r'}[1]$ until it reaches a round $r'' < r$ in which it previously directly committed a leader vertex (see Section 4). When round r' leader vertices corresponding to leaders in $\mathcal{ML}_{r'}[:y]$ are directly committed, we ensure that any future main leader vertex has a leader path to these round r' leader vertices. This ensures that these leader vertices will be (directly or indirectly) committed by honest parties who missed directly committing these leader vertices.

5 Empirical Evaluation

We implement Angelfish and evaluate its performance by comparing it on a real-world testbed against the state-of-the-art DAG-based protocol Sailfish [39] and a state-of-the-art leader-based protocol with asynchronous data-dissemination, Autobahn [18]. Unfortunately, no implementation of a state-of-the-art leader-based protocol that use AVID (e.g., DispersedSimplex [36]) is available. Instead, we obtain a baseline lower bound of 220ms on the latency achievable by such protocols as follows: we use Hydrangea [38], a latency-optimal (3δ), leader-based protocol, which we configure to use no mempool and empty blocks. In addition, we evaluate the performance of Multi-leader Angelfish as well as Angelfish under failure scenarios.

Our implementation modifies the core consensus logic of the open-source Sailfish codebase [37] to create Angelfish [49] and Multi-leader Angelfish [51].

Experimental setup. We conducted our evaluations on the Google Cloud Platform (GCP), deploying nodes evenly across five distinct regions: us-east1-b (South California), us-west1-a (Oregon), europe-west1-b (Belgium), europe-north1-b (Finland) and asia-northeast1-a (Japan). We employed e2-standard-16 instances [35], each featuring 16vCPUs, 64GB of memory, and up to 16Gbps network bandwidth. All nodes ran on Ubuntu 22.04, and round-trip latencies between GCP regions range from roughly 30 ms to 250 ms (details appear in Table 2). Sailfish and Angelfish use BLS signatures and multi-signatures.

Table 2: Ping latencies (in ms) between GCP regions

Source	Destination*				
	us-e1	us-w1	eu-w1	eu-n1	as-n1
us-east1-b	0.70	63.95	93.05	115.44	157.61
us-west1-a	65.03	0.69	135.15	157.31	89.59
europe-west1-b	93.06	135.18	0.55	31.25	223.37
europe-north1-b	115.21	156.29	31.22	0.77	248.25
asia-northeast1-a	167.57	89.60	228.51	249.32	0.67

* Region names are abbreviated versions of the source regions.

In our evaluations, each party generates a configurable number of transactions (512 random bytes each) for inclusion in its vertex, with a vertex containing up to 10,000 transactions (i.e., 5 MB). Each experiment runs for 120 seconds with 50 nodes. Timeout parameter τ is set to 5 seconds. Latency is measured as the average time

between the creation of a transaction and its commit by all non-faulty nodes. Throughput is measured by the number of committed transactions per second.

Methodology. In our evaluations, we gradually increased the number of transactions per vertex. As shown in Figure 9, throughput increases accompanied by a slight increase in latency up to an inflection point quickly leading to saturation.

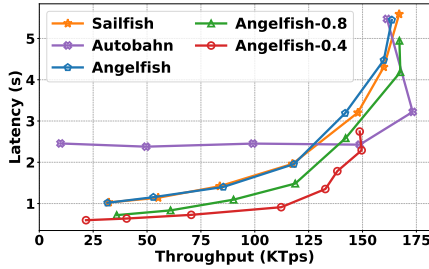


Figure 9: Throughput vs. latency with 50 nodes

Performance comparison under fault-free case. We compare the performance of Sailfish, Autobahn and Angelfish under fault-free scenarios. In Angelfish, the parameter `propose_rate` denotes the fraction of nodes that propose vertices in each round, while the other nodes only vote. Figure 9 presents the latency of Sailfish and Angelfish as throughput increases from left to right, and Angelfish is evaluated under varying `propose_rate` values of 1, 0.8 and 0.4.

In the implementation, we fix the `propose_rate` for each round and randomly select vertex proposers according to this rate. If the leader is not among the selected proposers, we additionally require the leader to propose a vertex. As a result, each round has either $50 \times \text{propose_rate}$ or $50 \times \text{propose_rate} + 1$ vertex proposers. Both Angelfish and Sailfish employ a 2-round RBC and adopt an optimistic signature verification strategy: nodes aggregate signatures without verifying each one individually and verify only the final aggregate.

When `propose_rate` equals 1, Angelfish and Sailfish perform nearly indistinguishably; this is expected since the two protocols behave identically in this scenario. When the `propose_rate` is 0.8 or 0.4, Angelfish achieves lower latency than Sailfish, since a higher `propose_rate` requires nodes to wait for proposals from more regions and reduces the number of early one-round votes, both of which increase latency. When throughput is lower than 125 KTPs, both Angelfish and Sailfish perform better than Autobahn.

In the case of `propose_rate`= 0.8, 40(41) nodes propose vertices in each round. In Angelfish, a party must deliver at least the number of proposers it observes minus the fault tolerance, i.e., $40(41) - 16 = 24(25)$, in order to enter the next round. As a result, each party waits for between 24 and 40 vertices, corresponding to proposals from the nearest 3–5 regions. If the threshold of $n - f$ is not reached by the time leader vertex is delivered, they gather vote messages to advance to the next round. In the case of `propose_rate` = 0.4, the minimum number of vertices a node must wait for is $50 \times 0.4 - 16 = 4$, which means nodes only need to wait for proposals from the nearest 1 to 5 regions. Additionally, more nodes use vote messages than

with `propose_rate` = 0.8. Thus, the latency of `propose_rate` = 0.4 is lower than that of `propose_rate` = 0.8.

Finally, with `propose_rate`=0.4, Angelfish processes roughly 20 KTPs at 0.5s latency, which is only about twice the lower-bound latency we measure when Hydrangea orders empty blocks.

Comparing BEB of vote messages to RBC of empty vertices.

Since Angelfish allows a party to skip proposing a vertex when it has no transaction, while Sailfish does not, we modified Sailfish to match the same setting [53]. Specifically, we interpret the `propose_rate` in Sailfish as the fraction of nodes that propose vertices containing transactions, while the remaining nodes propose empty vertices. As shown in Figure 10, vote messages have a large advantage especially at low `propose_rate`: in this situation, Angelfish reaches peak throughput almost double that of Sailfish, and its latency is at least 20% better at equal.

Tolerance to slower nodes. Figure 11 illustrates that Angelfish exhibits higher tolerance toward slow nodes compared to Sailfish. In our experiment, we introduced artificial network delays (implemented via the `tc` command) to 16 nodes uniformly distributed across 5 regions, designating them as slow nodes. In Angelfish [50], these nodes only contribute votes, whereas in Sailfish [54], they propose empty vertices. Leaders in both protocols are selected in a round-robin manner from the remaining 34 normal nodes. Each block contains a fixed batch of 1,000 transactions (i.e., 0.5 MB). Each experiment runs for 120 seconds. We then measured slow-node participation per consensus round. Specifically, we counted how many of the first $2f + 1$ votes (in Angelfish) or vertices (in Sailfish) received were contributed by the slow nodes. Results appear in Figure 11, where the x-axis represents the artificial network delay and the y-axis represents the percentage of votes or vertices from slow nodes that are useful, i.e. are received among the first $2f + 1$ messages supporting a leader. The results shows that Angelfish is more tolerant of slow nodes than Sailfish. This is because votes are sent in a single round in Angelfish, whereas vertices require two rounds in Sailfish.

Performance comparison under failures. Figure 12 presents the performance of Angelfish [48] and Sailfish [52] with 16 crash failures among 50 nodes. We assign a failed leader every three rounds, and the 16 crashed nodes are uniformly distributed across five regions. The `propose_rate` is set to 1.

In Sailfish, once the timer expires, after receiving a timeout certificate and entering a new round, each party sends a no-vote message to the leader. The new leader must then collect a quorum of no-vote messages before it proposes a vertex. In contrast, Angelfish requires only the timeout certificate to proceed. This optimization eliminates one message delay compared to Sailfish, which explains the latency gap observed in the figure. As the crash frequency increases, this gap will be more pronounced.

Performance comparison of Multi-leader Angelfish. We evaluated Multi-leader Angelfish [51] in failure-free settings with 10 and 20 leaders per round. The latency is presented in Figure 13. In the figure, MLAF-leader_num= x denotes configurations with x leaders, while MLAF-leader_num=10-`propose_rate`=0.4 indicates the case with 10 leaders where 60% of parties abstain from proposing vertices.

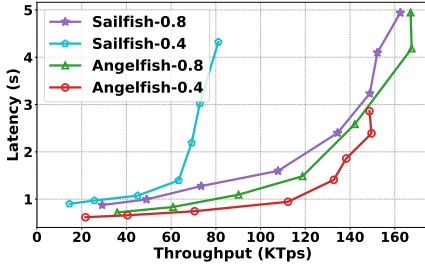


Figure 10: Using empty blocks in Sailfish VS Angelfish. Throughput vs. latency at various propose_rate with 50 nodes.

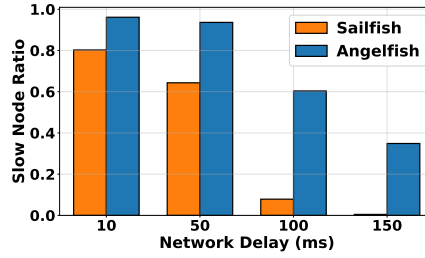


Figure 11: Slow node ratio vs. network delay with 50 nodes.

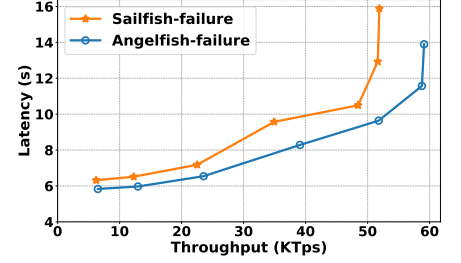


Figure 12: Throughput vs. latency at 50 nodes with 16 crash failures

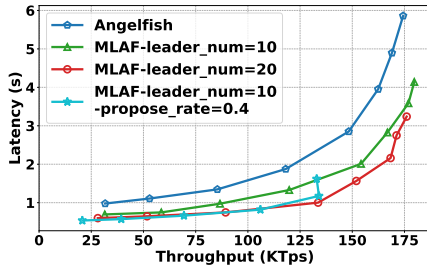


Figure 13: Latency comparison of Multi-leader Angelfish in the absence of failures

As shown in the figure, consensus latency improves as the number of leader vertices increases. Moreover, with propose_rate=0.4, Multi-leader Angelfish is now only 36% slower than the lower bound obtained with Hydrangea proposing empty blocks.

6 Related Work

In the vein of PBFT [12], traditional leader-based protocols [19, 26, 33, 45, 55] use a rotating leader that is responsible for broadcasting data and driving consensus. This achieves low latency but throughput is limited by the leader’s bandwidth. To achieve higher throughput, newer protocols try to make use of the bandwidth of all parties to disseminate data.

Some protocols like RCC [20], MIR-BFT [43], or ISS [44] spread the load by operating parallel protocol instances that each use a different leader and combine their outputs.

Protocols like Destiny [5], Jolteon [17], or Autobahn [18] reliably store data using an asynchronous data-dissemination layer and separately perform consensus on data references. This achieves high throughput but adds data-storage latency to consensus latency. Autobahn is able to linearize entire causal histories at once after network blips.

In DAG-based protocols, parties create data blocks in parallel and organize them in a DAG whose structure is then interpreted to arrive at a total ordering. HashGraph [7] pioneered this approach with an unstructured, asynchronous DAG. Aleph [16] first introduced a layered DAG built in rounds. DAG-Rider [23] further optimizes performance and resilience and is quantum safe, and Narwhal [13] showed that the approach achieves high performance in practice.

Bullshark [41] introduces leader vertices and timeouts in the DAG-building process in exchange for better latency in the common case, and it is the first partially-synchronous DAG-based protocol with embedded consensus. Shoal [40] runs multiple instances of Bullshark in a pipeline to further reduce latency. Shoal++ [4] make further improvements upon Bullshark by using multiple leader vertices per round and intertwines the outputs of parallel protocol instances. Sailfish [39] first achieves a leader vertex every round and 3 message delays to commit leader vertices.

Uncertified DAG-based protocols such as Cordial Miners [25], BBChain [32], Mysticeti [6], and Black Marlin [2] use best-effort broadcast to disseminate DAG vertices instead of reliable broadcast. This avoids incurring the $O(n^2)$ complexity of reliable broadcast (per vertex) but may result in brittle performance [4] as missing vertices must be fetched later on the critical consensus path.

Finally, protocols like HoneyBadger [34], DispersedLedger [46], and DispersedSimplex [36] use asynchronous verifiable information dispersal (AVID) [11] based on erasure codes to evenly use all system bandwidth. In particular, DispersedSimplex retains the latency-optimized structure of partially-synchronous protocols like PBFT while solving the leader-bottleneck problem using AVID. Erasure-coded AVID however introduces processing, communication, and data-expansion costs.

While all the protocols above achieve dramatically higher throughput than traditional leader-based protocols, the latter still reign over latency. In concurrent work, Morpheus [31] and Grassroots Consensus [24] attempt to solve this problem by dynamically switching between a low-throughput mode that behave like a traditional leader-based protocol and a high-throughput mode that uses decoupled data-dissemination. In contrast, Angelfish is able to adapt continuously along this spectrum to achieve the best tradeoff at any point.

References

- [1] Suiscan – sui blockchain explorer. <https://suiscan.xyz/mainnet/txs/tx-blocks>. Online; accessed 04-Sep-2025.
- [2] Ignacio Amores-Sesar, Viktor Gröndal, Adam Holmgård, and Mads Ottendal. DAG It Off: Latency Prefers No Common Coins. In Dariusz R. Kowalski, editor, *39th International Symposium on Distributed Computing (DISC 2025)*, volume 356 of *Leibniz International Proceedings in Informatics (LIPIcs)*, pages 5:1–5:17, Dagstuhl, Germany, 2025. Schloss Dagstuhl – Leibniz-Zentrum für Informatik.
- [3] Michael Anoprenko, Andrei Tonkikh, Alexander Spiegelman, and Petr Kuznetsov. Dags for the masses. *arXiv preprint arXiv:2506.13998*, 2025.
- [4] Balaji Arun, Zekun Li, Florian Suri-Payer, Sourav Das, and Alexander Spiegelman. Shoal++: High throughput {DAG} {BFT} can be fast and robust! In *22nd USENIX*

- Symposium on Networked Systems Design and Implementation (NSDI 25)*, pages 813–826, 2025.
- [5] Balaji Arun and Binoy Ravindran. Scalable byzantine fault tolerance via partial decentralization. *Proc. VLDB Endow.*, 15(9):1739–1752, May 2022.
 - [6] Kushal Babel, Andrey Chursin, George Danezis, Lefteris Kokoris-Kogias, and Alberto Sonnino. Mysticeti: Low-latency dag consensus with fast commit path. In *Network and Distributed System Security Symposium (NDSS)*, 2025.
 - [7] Leemon Baird. The swirls hashgraph consensus algorithm: Fair, fast, byzantine fault tolerance. *Swirls Tech Reports SWIRLDS-TR-2016-01, Tech. Rep.*, 34:9–11, 2016.
 - [8] Gabriel Bracha. Asynchronous byzantine agreement protocols. *Information and Computation*, 75(2):130–143, 1987.
 - [9] Ethan Buchman, Jae Kwon, and Zarko Milosevic. The latest gossip on BFT consensus, November 2019.
 - [10] Christian Cachin and Stefano Tessaro. Asynchronous verifiable information dispersal. In *24th IEEE Symposium on Reliable Distributed Systems (SRDS'05)*, pages 191–201. IEEE, 2005.
 - [11] Christian Cachin and Stefano Tessaro. Asynchronous verifiable information dispersal. In *24th IEEE Symposium on Reliable Distributed Systems (SRDS'05)*, pages 191–201. IEEE, 2005.
 - [12] Miguel Castro, Barbara Liskov, et al. Practical byzantine fault tolerance. In *OSDI*, number 1999 in 99, pages 173–186, 1999.
 - [13] George Danezis, Lefteris Kokoris-Kogias, Alberto Sonnino, and Alexander Spiegelman. Narwhal and tusk: a dag-based mempool and efficient bft consensus. In *Proceedings of the Seventeenth European Conference on Computer Systems*, pages 34–50, 2022.
 - [14] Cynthia Dwork, Nancy Lynch, and Larry Stockmeyer. Consensus in the presence of partial synchrony. *Journal of the ACM (JACM)*, 35(2):288–323, 1988.
 - [15] Michael J. Fischer, Nancy A. Lynch, and Michael S. Paterson. Impossibility of distributed consensus with one faulty process. In *Proceedings of the 2nd ACM SIGACT-SIGMOD Symposium on Principles of Database Systems*, PODS '83, pages 1–7, New York, NY, USA, March 1983. Association for Computing Machinery.
 - [16] Adam Gkagol, Damian Leśniak, Damian Straszak, and Michał Świątek. Aleph: Efficient atomic broadcast in asynchronous networks with byzantine nodes. In *Proceedings of the 1st ACM Conference on Advances in Financial Technologies*, pages 214–228, 2019.
 - [17] Rati Gelashvili, Lefteris Kokoris-Kogias, Alberto Sonnino, Alexander Spiegelman, and Zhuolun Xiang. Jolteon and ditto: Network-adaptive efficient consensus with asynchronous fallback. In *International Conference on Financial Cryptography and Data Security*, pages 296–315. Springer, 2022.
 - [18] Neil Girdharan, Florian Suri-Payer, Ittai Abraham, Lorenzo Alvisi, and Natacha Crooks. Autobahn: Seamless high speed bft. In *Proceedings of the ACM SIGOPS 30th Symposium on Operating Systems Principles*, pages 1–23, 2024.
 - [19] Guy Golan Gueta, Ittai Abraham, Shelly Grossman, Dahlia Malkhi, Benny Pinkas, Michael Reiter, Dragos-Adrian Seredinschi, Orr Tamir, and Alin Tomescu. Sift: A scalable and decentralized trust infrastructure. In *2019 49th Annual IEEE/IFIP international conference on dependable systems and networks (DSN)*, pages 568–580. IEEE, 2019.
 - [20] Suyash Gupta, Jelle Hellings, and Mohammad Sadoghi. RCC: Resilient Concurrent Consensus for High-Throughput Secure Transaction Processing. In *2021 IEEE 37th International Conference on Data Engineering (ICDE)*, pages 1392–1403, April 2021.
 - [21] Kazuharu Itakura. A public-key cryptosystem suitable for digital multisignature. *NEC research and development*, 71:1–8, 1983.
 - [22] Idit Keidar, Eleftherios Kokoris-Kogias, Oded Naor, and Alexander Spiegelman. All You Need is DAG. In *Proceedings of the 2021 ACM Symposium on Principles of Distributed Computing*, PODC'21, pages 165–175, New York, NY, USA, July 2021. Association for Computing Machinery.
 - [23] Idit Keidar, Eleftherios Kokoris-Kogias, Oded Naor, and Alexander Spiegelman. All you need is dag. In *Proceedings of the 2021 ACM Symposium on Principles of Distributed Computing*, pages 165–175, 2021.
 - [24] Idit Keidar, Andrew Lewis-Pye, and Ehud Shapiro. Grassroots consensus. *arXiv preprint arXiv:2505.19216*, 2025.
 - [25] Idit Keidar, Oded Naor, Ouri Poupko, and Ehud Shapiro. Cordial miners: Fast and efficient consensus for every eventuality. In *37th International Symposium on Distributed Computing (DISC 2023)*. Schloss-Dagstuhl-Leibniz Zentrum für Informatik, 2023.
 - [26] Ramakrishna Kotla, Lorenzo Alvisi, Mike Dahlin, Allen Clement, and Edmund Wong. Zyzzyva: speculative byzantine fault tolerance. In *Proceedings of twenty-first ACM SIGOPS symposium on Operating systems principles*, pages 45–58, 2007.
 - [27] Leslie Lamport. Time, clocks, and the ordering of events in a distributed system. *Communications of the ACM*, 21(7):558–565, 1978.
 - [28] Leslie Lamport. The Part-time Parliament. *ACM Transactions on Computer Systems*, 16(2):133–169, May 1998.
 - [29] Leslie Lamport. Lower Bounds for Asynchronous Consensus. In *Future Directions in Distributed Computing*, Lecture Notes in Computer Science, pages 22–23. Springer, Berlin, Heidelberg, 2003.
 - [30] Leslie Lamport, Robert Shostak, and Marshall Pease. The Byzantine Generals Problem. *ACM Transactions on Programming Languages and Systems*, 4(3):382–401, July 1982.
 - [31] Andrew Lewis-Pye and Ehud Shapiro. Morpheus consensus: Excelling on trails and autobahns. *arXiv preprint arXiv:2502.08465*, 2025.
 - [32] Dahlia Malkhi, Chrysoula Stathakopoulou, and Maofan Yin. Bbca-chain: One-message, low latency bft consensus on a dag. In *International Conference on Financial Cryptography and Data Security*, 2024.
 - [33] J.-P. Martin and L. Alvisi. Fast Byzantine Consensus. *IEEE Transactions on Dependable and Secure Computing*, 3(3):202–215, July 2006.
 - [34] Andrew Miller, Yu Xia, Kyle Croman, Elaine Shi, and Dawn Song. The honey badger of bft protocols. In *Proceedings of the 2016 ACM SIGSAC conference on computer and communications security*, pages 31–42, 2016.
 - [35] [n.d.]. Google cloud platform - general-purpose machine family for compute engine. Online; accessed 26-July-2025.
 - [36] Victor Shoup. Sing a song of simplex. In *38th International Symposium on Distributed Computing (DISC 2024)*, pages 37–1. Schloss Dagstuhl–Leibniz-Zentrum für Informatik, 2024.
 - [37] Nibesh Shrestha. Sailfish github repository. <https://github.com/nibeshshrestha/sailfish>. [Online; accessed 02-March-2025].
 - [38] Nibesh Shrestha, Aniket Kate, and Kartik Nayak. Hydrangea: Optimistic Two-Round Partial Synchrony, 2025.
 - [39] Nibesh Shrestha, Rohan Shrothrium, Aniket Kate, and Kartik Nayak. Sailfish: Towards improving the latency of dag-based bft. In *2025 IEEE Symposium on Security and Privacy (SP)*. IEEE, 2025.
 - [40] Alexander Spiegelman, Balaji Arun, Rati Gelashvili, and Zekun Li. Shoal: Improving dag-bft latency and robustness. In *International Conference on Financial Cryptography and Data Security*, 2024.
 - [41] Alexander Spiegelman, Neil Girdharan, Alberto Sonnino, and Lefteris Kokoris-Kogias. Bullshark: Dag bft protocols made practical. In *Proceedings of the 2022 ACM SIGSAC Conference on Computer and Communications Security*, pages 2705–2718, 2022.
 - [42] Alexander Spiegelman, Neil Girdharan, Alberto Sonnino, and Lefteris Kokoris-Kogias. Bullshark: The partially synchronous version. *arXiv preprint arXiv:2209.05633*, 2022.
 - [43] Chrysoula Stathakopoulou, Tudor David, and Marko Vukolic. Mir-bft: High-throughput bft for blockchains. *arXiv preprint arXiv:1906.05552*, 92, 2019.
 - [44] Chrysoula Stathakopoulou, Matej Pavlovic, and Marko Vukolić. State machine replication scalability made simple. In *Proceedings of the Seventeenth European Conference on Computer Systems*, EuroSys '22, pages 17–33, New York, NY, USA, March 2022. Association for Computing Machinery.
 - [45] Florian Suri-Payer, Matthew Burke, Zheng Wang, Yunhao Zhang, Lorenzo Alvisi, and Natacha Crooks. Basil: Breaking up BFT with ACID (transactions). In *Proceedings of the ACM SIGOPS 28th Symposium on Operating Systems Principles*, SOSOP '21, pages 1–17, New York, NY, USA, October 2021. Association for Computing Machinery.
 - [46] Lei Yang, Seo Jin Park, Mohammad Alizadeh, Sreeram Kannan, and David Tse. {DispersedLedger}:{High-Throughput} byzantine consensus on variable bandwidth networks. In *19th USENIX Symposium on Networked Systems Design and Implementation (NSDI 22)*, pages 493–512, 2022.
 - [47] Maofan Yin, Dahlia Malkhi, Michael K Reiter, Guy Golan Gueta, and Ittai Abraham. Hotstuff: Bft consensus with linearity and responsiveness. In *Proceedings of the 2019 ACM Symposium on Principles of Distributed Computing*, pages 347–356, 2019.
 - [48] Qianyu Yu. Angelfish-failure github repository. <https://github.com/qyu100/sf-dag/tree/angelfish-failure>.
 - [49] Qianyu Yu. Angelfish github repository. <https://github.com/qyu100/sf-dag/tree/angelfish>.
 - [50] Qianyu Yu. Angelfish-with-tc github repository. https://github.com/qyu100/sf-dag/Angelfish_catch_up.
 - [51] Qianyu Yu. Multi-leader angelfish github repository. <https://github.com/qyu100/sf-dag/tree/multi-leader-angelfish>.
 - [52] Qianyu Yu. Sailfish-failure github repository. <https://github.com/qyu100/sf-dag/tree/sailfish-failure>.
 - [53] Qianyu Yu. Sailfish-with-propose-rate github repository. <https://github.com/qyu100/sf-dag/tree/sailfish-bl-multisigs-add-propose-rate>.
 - [54] Qianyu Yu. Sailfish-with-tc github repository. https://github.com/qyu100/sf-dag/Sailfish_catch_up.
 - [55] Qianyu Yu, Giuliano Losa, and Xuechao Wang. TetraBFT: Reducing latency of unauthenticated, responsive bft consensus. In *Proceedings of the 43rd ACM Symposium on Principles of Distributed Computing*, pages 257–267, 2024.

A Extended Preliminaries

Definition A.1 (Byzantine reliable broadcast [8]). In a Byzantine reliable broadcast (RBC), a designated sender P_k may invoke

$r_bcast_k(m)$ to propagate an input m . Each party P_i may then output (we also say commit) the message m via $r_deliver_i(m, P_k)$ where P_k is the designated sender. The reliable broadcast primitive satisfies the following properties:

- **Validity.** If the designated sender P_k is honest and calls $r_bcast_k(m)$ then every honest party eventually outputs $r_deliver(m, P_k)$.
- **Agreement.** If an honest party P_i outputs $r_deliver_i(m, P_k)$, then every other honest party P_j eventually outputs $r_deliver_j(m, P_k)$.
- **Integrity.** Each honest party P_i outputs $r_deliver_i$ at most once regardless of m .

B Security Analysis

We say that a *leader vertex* v_i is *committed directly* by party P_i if P_i invokes `commit_leader`(v_i). Similarly, we say that a *leader vertex* v_j is *committed indirectly* if it is added to `leaderStack` in Line 165. In addition, we say party P_i consecutively directly commit leader vertices v_k and $v_{k'}$ if P_i directly commits v_k and $v_{k'}$ in rounds r and r' respectively and does not directly commit any leader vertex between r and r' .

The following fact is immediate from the use of reliable broadcast to propagate a vertex v , along with the requirement to wait for its causal history of vertices to be added to the DAG before adding v .

Fact 1. For every two honest parties P_i and P_j (i) for every round r , $\bigcup_{r' \leq r} DAG_i[r']$ is eventually equal to $\bigcup_{r' \leq r} DAG_j[r']$, (ii) At any given time t and round r , if $v \in DAG_i[r]$ and $v' \in DAG_j[r]$ such that $v.source = v'.source$, then $v = v'$. Moreover, for every round $r' < r$, if $v'' \in DAG_i[r']$ and there is a path from v to v'' , then $v'' \in DAG_j[r']$ and there is a path from v' to v'' .

CLAIM 1. If an honest party P_i directly commits a round r leader vertex v_k , then for every round r' leader vertex v_ℓ such that $r' > r$, there exists a leader path from v_ℓ to v_k .

PROOF. If an honest party directly commits a round r leader vertex v_k , it must have observed $n - f$ “support” signals in total, including both (i) first RBC messages from round $r+1$ vertices that reference the round r leader vertex, and (ii) votes (vote messages $\langle vt, r+1 \rangle_*$ that support it and signatures from CVC_{r+1}). By quorum intersection, there cannot be $n - f$ vertices and votes that do not have a strong edge to v_k . Since if an honest party P_j has sent a $\langle timeout, r \rangle_j$, it will not propose a round $r+1$ vertex or vote that has strong edge to it, then $\mathcal{T}C_r$ will not form. Thus, a leader edge from a higher round $> r$ leader vertex to a low round $< r$ leader vertex will not exist. In our protocol, every leader vertex must have a leader edge or strong edge referencing a leader vertex from some previous round, thereby forming a continuous leader path. Since v_k cannot be skipped, any leader vertex v_ℓ must have a leader path to v_k . \square

CLAIM 2. If an honest party P_i directly commits a leader vertex v_k in round r and an honest party P_j directly commits a leader vertex v_ℓ in round $r' \geq r$, then P_j (directly or indirectly) commits v_k in round r .

PROOF. If $r' = r$, by Fact 1, $v_k = v_\ell$ and P_j directly commits v_k . When $r' > r$, by Claim 1, v_ℓ has a leader path to v_k . By the code of `commit_leader`, after directly committing a leader vertex in round r' , P_j tries to commit a leader vertex if there exists a leader path between the two leader vertices from a smaller round until it meets

the last round $r'' < r'$ that directly committed a leader vertex. If $r'' < r < r'$, P_j must indirectly commit v_k in round r . If $r < r''$, by inductive argument and Claim 1, P_j must indirectly commit v_k after directly committing round r'' leader vertex. \square

CLAIM 3. Let v_k and $v_{k'}$ be two leader vertices consecutively directly committed by a party P_i in rounds r_i and $r'_i > r_i$ respectively. Let v_ℓ and $v_{\ell'}$ be two leader vertices consecutively directly committed by party P_j in rounds r_j and $r'_j > r_j$ respectively. Then, P_i and P_j commit the same leader vertices between rounds $\max(r_i, r_j)$ and $\min(r'_i, r'_j)$, and in the same order.

PROOF. If $r'_i < r_j$ or $r'_j < r_i$, then there are no rounds between $\max(r_i, r_j)$ and $\min(r'_i, r'_j)$ and we are trivially done. Otherwise, assume without loss of generality that $r_i \leq r_j < r'_i \leq r'_j$. By Claim 2, both P_i and P_j will (directly or indirectly) commit the same leader vertices in round $\min(r'_i, r'_j)$. Assume without loss of generality that $\min(r'_i, r'_j) = r'_i$. By Fact 1, both DAG_i and DAG_j will contain $v_{k'}$ and all leader vertices have a path from $v_{k'}$ in DAG_i . According to the `commit_leader` procedure, after directly or indirectly committing the leader vertex $v_{k'}$, each party will attempt to indirectly commit leader vertices from earlier rounds by leader path until reaching a round in which they have previously directly committed a leader vertex. Consequently, both P_i and P_j will indirectly commit the leader vertices in the leader path from rounds $\min(r'_i, r'_j)$ down to $\max(r_i, r_j)$. Furthermore, due to the fixed logic of the `commit_leader` code, both parties will commit the same leader vertices between rounds $\min(r'_i, r'_j)$ and $\max(r_i, r_j)$ in the same order. \square

By inductively applying Claim 3 for every pair of honest parties, we get the following:

Corollary 1. Honest parties commit the same leader vertices in the same order.

Lemma 1 (Total order). If an honest party P_i outputs $a_deliver_i(b, r, P_k)$ before $a_deliver_i(b', r', P_\ell)$, then no honest party P_j outputs $a_deliver_j(b', r', P_\ell)$ before $a_deliver_j(b, r, P_k)$.

PROOF. By Corollary 1, all honest parties commit the same leader vertices in the same order. According to the logic of `order_vertices`, parties process committed leader vertices in that order and `a_deliver` all vertices in their causal history based on a predefined rule. By Fact 1, every honest party has an identical causal history in their DAG for each committed leader. This establishes the lemma. \square

Lemma 2 (Agreement). If an honest party P_i outputs $a_deliver_i(v_i.block, v_i.round, v_i.source)$, then every other honest party P_j eventually outputs $a_deliver_j(v_i.block, v_i.round, v_i.source)$.

PROOF. Since P_i outputs $a_deliver_i(v_i.block, v_i.round, v_i.source)$, it follows from the `order_vertices` logic there exists a leader vertex v_k committed by P_i such that v_i is in the causal history of some leader vertex v_k . When P_i eventually commits leader vertex v_k , by Lemma 1, P_j also commits v_k . By Fact 1, the casual histories of v_k in DAG_i and DAG_j are the same. Thus, when P_j orders the casual histories of v_k , it outputs $a_deliver_j(v_i.block, v_i.round, v_i.source)$. \square

Lemma 3 (Integrity). *For every round $r \in \mathbb{N}$ and party $P_k \in \mathcal{P}$, an honest party P_i outputs $a_deliver_i(b, r, P_k)$ at most once regardless of b .*

PROOF. An honest party P_i outputs $a_deliver_i(v.block, v.round, v.source)$ only when vertex v is in DAG_i . Note that v is added with to P_i 's DAG upon the reliable broadcast $r_deliver_i(v.block, v.round, v.source)$ event. Therefore, the proof follows from the Integrity property of reliable broadcast. \square

Validity. We rely on GST to prove validity. Additionally, we use RBC protocol of Bracha [8] to establish validity. Bracha's RBC protocol operates in 3 communication steps and ensures the RBC properties at all times. After GST, it offers the following stronger guarantees:

Property 1. *Let t be a time after GST. If an honest party reliably broadcasts a message M at time t , then all honest parties will deliver M by time $t + 3\Delta$.*

Property 2. *Let t_g denote the GST. If an honest party delivers message M at time t , then all honest parties deliver M by time $\max(t_g, t) + 2\Delta$.*

CLAIM 4. *Let t_g denote the GST and P_i be the first honest party to enter round $r + 1$. If P_i enters round $r + 1$ at time t , then all honest parties will enter round r or higher by $\max(t_g, t) + 2\Delta$.*

PROOF. Observe that by time t , P_i must have delivered round $r - 1$ vertices and received $r - 1$ votes (vote messages and vote certificates), with their total count being $n - f$. Since when an honest party enters a round by votes, it will send vote certificates, then all honest parties must have received the vote certificates by $\max(t_g, t) + \Delta$. By Property 2, all honest parties must have delivered round $r - 1$ vertices by $\max(t_g, t) + 2\Delta$.

We then prove the claim by considering P_i entering round by delivering round r leader vertex (say v_k) and by receiving \mathcal{TC}_{r-1} . If P_i delivered v_k , by Property 2, all honest parties must have delivered v_k by $\max(t_g, t) + 2\Delta$. Otherwise, P_i must have multicasted \mathcal{TC}_{r-1} which arrives all honest parties by $\max(t_g, t) + \Delta$. For L_r , if it enters round r , it also has to deliver round r' leader vertex and receive \mathcal{TC} s of rounds between r' and r . Similarly, by $\max(t_g, t) + 2\Delta$ it will deliver round r' leader vertex and by $\max(t_g, t) + \Delta$ it will receive these \mathcal{TC} s, since for each round, either leader vertex is delivered, \mathcal{TC} exists or both. Thus, all honest parties will enter round r by $\max(t_g, t) + 2\Delta$ if they have not already entered a higher round. \square

CLAIM 5. *All honest parties keep entering higher rounds.*

PROOF. Suppose all honest parties are in round r or higher. Let party P_i be in round r . If there exists an honest party P_j in a round $r' > r$ at any time, then by Claim 4, all honest parties will eventually enter round r' or higher. Otherwise, all honest parties remain in round r . Note that upon entering round r , all honest parties first compute the number of parties that will propose a vertex in round $r - 1$, say c , based on the round $r - 2$ vertices and votes. Then they wait for $\max(c - f, 0)$ round $r - 1$ vertices. After that, all honest parties r_bcast a round r vertex, or broadcast vote certificates so each party will deliver round r vertices and receive votes with a total number of $n - f$.

If no honest party has delivered the round r leader vertex, then by the timeout rule, all honest parties will multicast $\langle \text{timeout}, r \rangle$ and receive \mathcal{TC}_r . In addition, if L_{r+1} delivers a round $r' < r$ leader vertex, it will also receive $\mathcal{TC}_{r'+1}, \dots, \mathcal{TC}_r$, so that there is a leader edge to round r' leader vertex. Thus, all honest parties will move to round $r + 1$. On the other hand, if at least one honest party has delivered the round r leader vertex, then by Fact 1, all honest parties will eventually deliver this round r leader vertex as well. With round r vertices and the round r leader vertex delivered and votes received with a total number of vertices and votes being $n - f$, all honest parties will proceed to round $r + 1$. \square

CLAIM 6. *If an honest party enters round r and creates a vertex, then at least $f + 1$ honest parties must have already entered round $r - 1$.*

PROOF. If an honest party P_i enters round r and creates a vertex, it must do so either directly from round $r - 1$ or by jumping rounds from some round $< r - 1$. Either of the case, there must be at least an honest party has delivered round $r - 1$ vertices and received $\langle vt, r - 1 \rangle_*$ or vote certificates with a total number of $n - f$. At least $f + 1$ of these vertices and votes are sent by honest parties while they are in round $r - 1$. Thus, $f + 1$ honest parties must have already entered $r - 1$. \square

CLAIM 7. *If the first honest party to enter round r does so after GST and L_r is honest, then there will be at least $n - f$ round $r + 1$ vertices and votes that have strong edges to the round r leader vertex.*

PROOF. We prove the claim by considering the case where all honest parties set their timeout parameter $\tau = 5\Delta$. Let t be the time when the first honest party (say P_i) entered round r . Observe that no honest party sends $\langle \text{timeout}, r \rangle$ before $t + 5\Delta$ due to its round timer expiring. Thus, \mathcal{TC}_r does not exist before $t + 5\Delta$. Additionally, by Claim 6, no honest party can enter a round greater than r until at least $f + 1$ honest parties have entered r . Thus, no honest party sends a timeout message for a round greater than r before $t + 5\Delta$ and no honest party enters a higher round by receiving a timeout certificate before $t + 5\Delta$.

Since P_i entered round r at time t , by Claim 4, all honest parties will enter round r or higher by $t + 2\Delta$. If any honest party enters a round higher than $r + 1$ before $t + 5\Delta$, there exist at least $n - f$ round $r + 1$ vertices and votes. This is because for an honest party to enter round r' , there must exist at least one honest party has delivered round $r' - 1$ vertices and received $\langle vt, r' - 1 \rangle_*$ with a total number of $n - f$. By transitive argument, there must exist $n - f$ round $r + 1$ vertices and votes. Moreover, no honest party sends a $\langle \text{timeout}, r \rangle$ message before $t + 5\Delta$. Since an honest party does not send a round $r + 1$ vertex or $\langle vt, r + 1 \rangle_*$ without a strong edge to round r leader vertex (say v_k) without receiving \mathcal{TC}_r , this implies $n - f$ round $r + 1$ vertices and votes must have a strong edge to v_k .

Also, note that if an honest party enters round $r + 1$ before $t + 5\Delta$, there must be an honest party have delivered $n - f$ round r vertices and received $\langle vt, r \rangle_*$ with a total number of $n - f$, along with vertex v_k (since \mathcal{TC}_r do not exist before $t + 5\Delta$). Thus, its round $r + 1$ vertex or vote must have a strong edge to v_k .

Now consider the case where no honest party has entered a round higher than r before time $t + 5\Delta$. By Claim 4, all honest parties enter round r by $t + 2\Delta$. Upon entering round r , each honest

party invokes r_bcast on its round r vertex or multicast its vote. By Property 1, round r vertices from all honest parties are delivered by $t + 5\Delta$. Thus, all honest parties in round r will deliver round r vertices and receives $\langle vt, r \rangle_*$ with a total number being $n - f$ along with v_k and send round $r + 1$ vertices or votes with a strong edge to v_k . \square

By the commit rule and Claim 7, we get the following:

Corollary 2. *If the first honest party to enter round r does so after GST and L_r is honest, all honest parties will directly commit round r leader vertex.*

Lemma 4 (Validity). *If an honest party P_i calls $a_bcast_i(b, r)$ then every honest party eventually outputs $a_deliver_i(b, r, P_i)$.*

PROOF. When an honest party P_i calls $a_bcast_i(b, r)$, it pushes b into the *blocksToPropose* queue. By Claim 5, P_i continuously progresses to higher rounds, creating new vertices in each of these rounds. Consequently, P_i will eventually create a vertex v_i with block b in some round r and reliably broadcast it. By the Validity property of reliable broadcast, all honest parties will eventually deliver v_i . According to Fact 1, all honest parties will add v_i to their DAGs. Following the *create_new_vertex* procedure, once v_i is added to $DAG_j[r]$, every subsequent vertex created by P_j will contain a path to v_i . By Corollary 2, the leader vertex proposed by an honest leader is directly committed by all honest parties after GST. By the code of *order_vertices*, each party P_j will eventually invoke $a_deliver_j(b, r, P_i)$. By Lemma 2, all honest parties will eventually invoke $a_deliver(b, r, P_i)$. \square

C Multi-leader Angelfish Security Analysis

We say that a leader vertex v_i is committed directly by party P_i if P_i invokes *commit leaders*(CLS) and $v_i \in CLS$. Similarly, we say that a leader vertex v_j is committed indirectly if CMV is added to *leaderStack* and $v_j \in CMV$. In addition, we say party P_i consecutively directly commit leader vertices in rounds r and $r' > r$ and does not directly commit any leader vertex between r and r' .

CLAIM 8. *If an honest party P_i directly commits a leader vertex v_k in round r , then for every main leader vertex v_ℓ in round r' such that $r' > r$, there exists a leader path from v_ℓ to v_k .*

PROOF. If v_k is a main leader vertex, the proof is the same as Claim 1. We now consider the case where v_k is not a main leader vertex.

If an honest party directly commits a round r leader vertex v_k , it must have observed $n - f$ messages in total, including both (i) first RBC messages from round $r + 1$ vertices that reference the round r leader vertex, and (ii) vote messages $\langle vt, r + 1 \rangle_*$ that support it. By quorum intersection, it is impossible for $n - f$ such vertices and votes to lack a strong edge to v_k ; equivalently, $n - f$ no-vote messages for v_k cannot exist. By the commit rule, if v_k is committed, then all leaders in the round r leader list that precede v_k are also committed (see Section 4). Similarly, no-vote messages for these vertices \mathcal{H} do not exist. Thus, a leader edge from a higher round $> r$ main leader vertex to a low round $< r$ leader vertex will not exist. In our protocol, every main leader vertex must have a leader

edge or a strong edge referencing a main leader vertices from some previous round, thereby forming a continuous leader path. Since \mathcal{H} cannot be skipped, any main leader vertex v_ℓ must have a leader path to v_k . \square

The indirect commit rule of a main leader vertex in Multi-leader Angelfish is identical to the indirect commit rule of the leader vertex in Angelfish. Thus, the proof of the following claim (Claim 9) remains identical to Claim 2 except Claim 8 needs to be invoked (instead of Claim 1).

CLAIM 9. *If an honest party P_i directly commits the main leader vertex v_k in round r and an honest party P_j directly commits the main leader vertex v_ℓ in round $r' \geq r$, then P_j (directly or indirectly) commits v_k in round r .*

CLAIM 10. *If an honest party P_i directly commits all leader vertices corresponding to $\mathcal{ML}_r[:x]$ (for some $x > 0$) and an honest party P_j directly commits the main leader vertex v_ℓ in round $r' > r$, then P_j indirectly commits all leader vertices corresponding to $\mathcal{ML}_r[:x]$ in round r .*

PROOF. Given that P_i directly committed all leader vertices in $\mathcal{ML}_r[:x]$, by Fact 1 and Claim 9, there are leader paths from the main leader vertex of any round higher than r to all leader vertices corresponding to $\mathcal{ML}_r[:x]$ in DAG_j .

By the code of *commit_leaders*(), after directly committing the main leader vertex v_ℓ in round r' , P_j tries to indirectly commit all leader vertices corresponding to $\mathcal{ML}_{r''}[:y]$ (for some $y > 0$) in an earlier round $r'' < r'$ such that there exists leader paths from v_ℓ to all leader vertices corresponding to $\mathcal{ML}_{r''}[:y]$. This process of indirectly committing multiple leader vertices of an earlier round is repeated for leader vertices that have leader paths from the main leader vertex of round r'' (i.e., $\mathcal{ML}_{r''}[1]$), until it reaches a round $r^* < r'$ in which it previously directly committed a leader vertex. If $r^* < r < r'$, party P_j will indirectly commit all leader vertices in $\mathcal{ML}_r[:x]$ in round r . Otherwise, by inductive argument and Claim 8, party P_j must have indirectly committed all leader vertices in $\mathcal{ML}_r[:x]$ when directly committing the main leader vertex of round r^* . \square

CLAIM 11. *Let an honest party P_i consecutively directly committed in rounds r_i and r'_i . Also, let an honest party P_j consecutively directly committed in rounds r_j and r'_j . Then, P_i and P_j commits the same leader vertices between rounds $\max(r_i, r_j)$ and $\min(r'_i, r'_j)$ and in the same order.*

PROOF. If $r'_i < r_j$ or $r'_j < r_i$, then there are no rounds between $\max(r_i, r_j)$ and $\min(r'_i, r'_j)$ and we are trivially done. Otherwise, assume wlog that $r_i \leq r_j < r'_i$. Also, assume $\min(r'_i, r'_j) = r'_i$. Let $\mathcal{ML}_{r'_i}[:x]$ be the list of multiple leader vertices directly committed by party P_i in round r'_i for some $x > 0$. If $r'_i = r'_j$, by Claim 9, party P_j commits at least $\mathcal{ML}_{r'_i}[1]$ in round r'_i . Otherwise, by Claim 10, party P_j indirectly commits all leader vertices in $\mathcal{ML}_r[:x]$ in round r'_i .

Moreover, by Fact 1, both DAG_i and DAG_j will contain $\mathcal{ML}_{r'_i}[1]$ (i.e., the main leader vertex in round r'_i) and all vertices that have a path from $\mathcal{ML}_{r'_i}[1]$ in DAG_i . By the code of *commit_leaders*(),

after (directly or indirectly) committing $\mathcal{ML}_{r'}[1]$, parties try to indirectly commit multiple leader vertices in a smaller round number $r'' < r'_i$ that have leader paths from $\mathcal{ML}_{r'}[1]$. And, this process is repeated by indirectly committing leader vertices of earlier round with leader paths from $\mathcal{ML}_{r'}[1]$ until it reaches a round $r^* < r$ in which it previously directly committed a leader vertex. Therefore, both P_i and P_j will indirectly commit all leader vertices from $\min(r'_i, r'_j)$ to $\max(r_i, r_j)$. Moreover, due to deterministic code of `commit_leaders`, both parties will commit the same leader vertices between rounds $\min(r'_i, r'_j)$ to $\max(r_i, r_j)$ in the same order. \square

By inductively applying Claim 11 between any two pairs of honest parties we obtain the following corollary.

Corollary 3. *Honest parties commit the same leaders in the same order.*

The proof of the following total order lemma (Lemma 5) remains identical to Lemma 1 except Corollary 3 needs to be invoked (instead of Corollary 1).

Lemma 5 (Total order). *Multi-leader Sailfish satisfies Total order.*

Agreement. The agreement proof remains identical to Lemma 2 except Lemma 5 needs to be invoked (instead of Lemma 1).

Integrity. The integrity proof remains identical to Lemma 3.

Validity. We again rely on GST to prove validity and utilize the RBC protocol from Bracha RBC [8].

CLAIM 12. *Let t_g denote the GST and P_i be the first honest party to enter round r . If P_i enters round r at time t , then (i) all honest parties (except L_r when $P_i \neq L_r$) enter round r or higher by $\max(t_g, t) + 2\Delta$, and (ii) L_r (if honest and $P_i \neq L_r$) enters round r or higher by $\max(t_g, t) + 4\Delta$.*

PROOF. Observe that by time t , P_i must have delivered round $r-1$ vertices and received $r-1$ votes, with their total count being $n-f$. Since when an honest party receives a vote, it will broadcast the vote, then all honest parties must have received these votes by $\max(t_g, t) + \Delta$. By Property 2, all honest parties must have delivered round $r-1$ vertices by $\max(t_g, t) + 2\Delta$. We then prove part (i) of the claim by considering P_i entering round by delivering round r main leader vertex (say v_k) and by receiving \mathcal{TC}_{r-1} . If P_i delivered v_k , by Property 2, all honest parties must have delivered v_k by $\max(t_g, t) + 2\Delta$. Otherwise, P_i must have multicasted \mathcal{TC}_{r-1} which arrives all honest parties by $\max(t_g, t) + \Delta$.

Having delivered v_k or received \mathcal{TC}_{r-1} (along with $n-f$ round $r-1$ vertices and votes), an honest party P_j broadcasts $\langle \text{no-vote}, P_k, r-1 \rangle$ for all $P_k \in \mathcal{ML}_{r-1}$ if P_j did not deliver its corresponding leader vertex by then. If no honest party delivered the leader vertex corresponding to P_k by $\max(t_g, t) + 2\Delta$, then all honest parties (including L_r) will broadcast $\langle \text{no-vote}, P_k, r-1 \rangle$. Thus, L_r will receive $\mathcal{NVC}_{r-1}^{P_k}$ by time $\max(t_g, t) + 3\Delta$. For L_r , if it does not deliver round $r-1$ main leader vertex, it must instead deliver the main leader vertex of some earlier round $r' < r$, together with the \mathcal{TC} s of all rounds between r' and r , as well as the corresponding \mathcal{NVC} . By Property 2, L_r delivers the round r' vertices by $\max(t_g, t) + 2\Delta$. It receives $\mathcal{TC}_{r'}$ and the corresponding \mathcal{NVC} by $\max(t_g, t) + \Delta$. On the other hand, if at least one honest party delivered the leader vertex corresponding to P_k by $\max(t_g, t) + 2\Delta$, by Property 2, L_r will

deliver the leader vertex corresponding to P_k by $\max(t_g, t) + 4\Delta$. Thus, L_r will either deliver a leader vertex corresponding to P_k or receive $\mathcal{NVC}_{r-1}^{P_k}$ for all $P_k \in \mathcal{ML}_{r-1}$ by time $\max(t_g, t) + 4\Delta$. Since L_r waits for leader vertices corresponding to $\mathcal{ML}_{r'}[x]$ and $\mathcal{NVC}_{r'}^p$ where $r' < r$ and $p = \mathcal{ML}_{r'}[x+1]$, L_r enters round r by $\max(t_g, t) + 4\Delta$ if it has not already entered a higher round. This proves part (ii) of the claim. \square

CLAIM 13. *All honest parties keep entering increasing rounds.*

PROOF. Suppose all honest parties are in round r or above. Let party P_i be in round r . If there exists an honest party P_j in round $r' > r$ at any time, then by Claim 12, all honest parties will enter round r' or higher. Otherwise, all honest parties are in round r . Note that upon entering round r , all honest parties first compute the number of parties that will propose a vertex in round $r-1$, say c , based on the round $r-2$ vertices and votes. Then they wait for $\max(c-f, 0)$ round $r-1$ vertices. After that, all honest parties `r_bcast` a round r vertex, or multicast a vote message, so each party will deliver round r vertices and receive $\langle vt, r \rangle_*$ with a total number of $n-f$. Furthermore, if an honest party (except L_{r+1}) delivers the round r main leader vertex (say v_k), it will advance to round $r+1$.

Alternatively, if no honest party delivered v_k by the time their round r timer expires, due to the timeout rule, all honest parties will multicast $\langle \text{timeout}, r \rangle$ and subsequently receive \mathcal{TC}_r . Having delivered v_k or received \mathcal{TC}_r , an honest party P_j sends $\langle \text{no-vote}, P_k, r \rangle$ for all $P_k \in \mathcal{ML}_r$ if P_j did not deliver its corresponding leader vertex by then. If no honest party delivered the leader vertex corresponding to P_k by the time they delivered v_k or received \mathcal{TC}_r , then all honest parties will multicast $\langle \text{no-vote}, P_k, r \rangle$. In addition, if L_{r+1} delivers a round $r' < r$ leader vertex but does not deliver leader vertices from round $r'+1$ to round r , it will also receive $\mathcal{TC}_{r'+1}, \dots, \mathcal{TC}_r$, so that there is a leader edge to round r' leader vertex. Moreover, since $\langle \text{no-vote}, P_k, r' \rangle$ for each $P_k \in \mathcal{ML}_{r'}$ is multicast, L_{r+1} will also receive $\mathcal{NVC}_{r'}^{P_k}$. If all the leaders in round r' are delivered, L_{r+1} will also receive $\mathcal{NVC}_{r'+1}^{P_k}$ since $\langle \text{no-vote}, P_k, r'+1 \rangle$ for each $P_k \in \mathcal{ML}_{r'+1}$ is multicast. By Property 2, if at least one honest party delivered the leader vertex corresponding to P_k , L_{r+1} will deliver the leader vertex corresponding to P_k . Thus, one of the following cases occurs:

- If L_{r+1} delivers round r main leader vertex, then L_{r+1} either delivers a leader vertex corresponding to P_k in round r or receives $\mathcal{NVC}_r^{P_k}$ for all $P_k \in \mathcal{ML}_r$. Since L_{r+1} waits for leader vertices corresponding to $\mathcal{ML}_r[x]$ and \mathcal{NVC}_r^p where $p = \mathcal{ML}_r[x+1]$, it will advance to round $r+1$.
- If L_{r+1} does not deliver round r main leader vertex, then it will deliver a leader vertex corresponding to P_k in round r' , together with $\mathcal{TC}_{r'+1}, \dots, \mathcal{TC}_r$.
 - If not all the leaders in round r' are delivered, then L_{r+1} receives $\mathcal{NVC}_{r'}^{P_k}$ for all $P_k \in \mathcal{ML}_{r'}$. Since L_{r+1} waits for leader vertices corresponding to $\mathcal{ML}_{r'}[x]$ and $\mathcal{NVC}_{r'}^p$ where $p = \mathcal{ML}_{r'}[x+1]$, L_{r+1} will advance to round $r+1$.
 - If all the leaders in round r' are delivered, then L_{r+1} receives $\mathcal{NVC}_{r'+1}^{P_k}$ for all $P_k \in \mathcal{ML}_{r'+1}$. Since L_{r+1} waits for $\mathcal{NVC}_{r'+1}^p$ where $p = \mathcal{ML}_{r'+1}[x+1]$, L_{r+1} will advance to round $r+1$.

□

The proof of the following claim (Claim 14) remains identical to Claim 7 except Claim 12 needs to be invoked (instead of Claim 4).

CLAIM 14. *If the first honest party to enter round r does so after GST and L_r is honest, then there exists at least $n - f$ round $r + 1$ vertices and votes with strong edges to round r main leader vertex.*

By the commit rule and Claim 14, the following corollary follows.

Corollary 4. *If the first honest party to enter round r does so after GST and L_r is honest, all honest parties will directly commit the round r main leader vertex.*

The proof of the following validity lemma (Lemma 6) remains identical to Lemma 4 except Corollary 4 needs to be invoked (instead of Corollary 2).

Lemma 6 (Validity). *Multi-leader Sailfish satisfies Validity.*

As demonstrated in Claim 14, a round r main leader vertex (proposed by an honest leader) is always committed by round $r + 1$ (after GST).

D Formal Specifications

In this section we provide a TLA+ specification of the Angelfish protocol. We have checked the agreement property with the TLC model-checker on small system sizes. This confirms that the specification is meaningful and free of basic errors. However, note that the specification does not include Byzantine behavior, and thus the model-checking results do not imply any conclusions about Byzantine fault-tolerance.

A *digraph* is a pair consisting of a set of vertices and a set of edges

$Vertices(digraph) \triangleq digraph[1]$
 $Edges(digraph) \triangleq digraph[2]$

$IsDigraph(digraph) \triangleq$
 $\wedge digraph = \langle Vertices(digraph), Edges(digraph) \rangle$
 $\wedge \forall e \in Edges(digraph) :$
 $\wedge e = \langle e[1], e[2] \rangle$
 $\wedge \{e[1], e[2]\} \subseteq Vertices(digraph)$

$Children(digraph, v) \triangleq$
 $\{c \in Vertices(digraph) : \langle v, c \rangle \in Edges(digraph)\}$

$Descendants(dag, vs)$ is the set of vertices reachable from any vertex in vs

RECURSIVE $Descendants(-, -)$

$Descendants(dag, vs) \triangleq$ IF $vs = \{\}$ THEN $\{\}$ ELSE
 LET $children \triangleq \{c \in Vertices(dag) : \exists v \in vs : \langle v, c \rangle \in Edges(dag)\}$ IN
 $children \cup Descendants(dag, children)$

The sub-*dag* reachable from the set of vertices vs :

$SubDag(dag, vs) \triangleq$
 LET $vs2 \triangleq Descendants(dag, vs) \cup vs$
 $es2 \triangleq \{e \in Edges(dag) : e[1] \in vs2\}$ implies $e[2] \in vs2$
 IN $\langle vs2, es2 \rangle$

In this specification we define notions on *DAGs* useful for DAG-based consensus protocols (which build *DAGs* of blocks)

EXTENDS *Digraph, FiniteSets, Sequences, Integers*

CONSTANTS

N The set of all nodes
 R The set of rounds
 $Leader(-)$ operator mapping each round to its leader

$Max(S) \triangleq \text{CHOOSE } x \in S : \forall y \in S : y \leq x$
 $Min(S) \triangleq \text{CHOOSE } x \in S : \forall y \in S : x \leq y$

For our purpose of checking safety and liveness, *DAG* vertices just consist of a node and a round.

$V \triangleq N \times R$ the set of possible *DAG* vertices
 $Node(v) \triangleq v[1]$
 $Round(v) \triangleq \text{IF } v = \langle \rangle \text{ THEN } 0 \text{ ELSE } v[2]$ accomodates $\langle \rangle$ as default value

Next we define how we order *DAG* vertices when we commit a leader vertice

$LeaderVertex(r) \triangleq \text{IF } r > 0 \text{ THEN } \langle Leader(r), r \rangle \text{ ELSE } \langle \rangle$
 $IsLeader(v) \triangleq LeaderVertex(Round(v)) = v$
 $Genesis \triangleq \langle \rangle$

$OrderSet(S)$ arbitrarily order the members of the set S . Note that, in TLA+, CHOOSE is deterministic but arbitrary choice, *i.e.* $\text{CHOOSE } e \in S : \text{TRUE}$ is always the same e if S is the same

RECURSIVE $OrderSet(-)$

$OrderSet(S) \triangleq \text{IF } S = \{\} \text{ THEN } \langle \rangle \text{ ELSE}$
 $\text{LET } e \triangleq \text{CHOOSE } e \in S : \text{TRUE}$
 $\text{IN } Append(OrderSet(S \setminus \{e\}), e)$

$PreviousLeader(dag, r) \triangleq$

$\text{IF } \exists l \in Vertices(dag) : IsLeader(l) \wedge Round(l) < r$
 THEN
 $\text{CHOOSE } l \in Vertices(dag) :$
 $\wedge IsLeader(l) \wedge Round(l) < r$
 $\wedge \forall v \in Vertices(dag) : IsLeader(v) \wedge Round(v) < r \Rightarrow Round(v) \leq Round(l)$
 ELSE
 $\langle \rangle$

RECURSIVE $Linearize(-, -)$

$Linearize(dag, l) \triangleq \text{IF } Vertices(dag) = \{\langle \rangle\} \text{ THEN } \langle \rangle \text{ ELSE}$
 $\text{LET } dagOfL \triangleq SubDag(dag, \{l\})$
 $prevL \triangleq PreviousLeader(dagOfL, Round(l))$
 $dagOfPrev \triangleq SubDag(dag, \{prevL\})$

$remaining \triangleq Vertices(dagOfL) \setminus Vertices(dagOfPrev)$
 IN $Linearize(dagOfPrev, prevL) \circ OrderSet(remaining \setminus \{l\}) \circ \langle l \rangle$
 technically, we should use a topological sort instead of $OrderSet(-)$

Specification of the Angelfish consensus algorithm at a high level of abstraction. We use a number of abstractions and simplifying assumptions in order to expose the high-level principles of the algorithm clearly.

EXTENDS *Integers*, *FiniteSets*, *Sequences*

CONSTANTS

N The set of all nodes
 R The set of rounds
 $IsQuorum(-)$ Whether a set is a quorum (*i.e.* cardinality at least $n-f$)
 $IsBlocking(-)$ Whether a set is a blocking set (*i.e.* cardinality at least $f+1$)
 $Leader(-)$ operator mapping each round to its leader

ASSUME $\exists n \in R : R = 1 \dots n$ useful rounds start at 1

See *BlockDag* definitions in *BlockDag.tla*:

INSTANCE *BlockDag* WITH $N \leftarrow N$, $R \leftarrow R$, $Leader \leftarrow Leader$

A vote by a node for a vertex or for no vertex ($\langle \rangle$):

$Vote \triangleq N \times R \times (V \cup \{\langle \rangle\})$

$Vertex(v) \triangleq v[3]$

Timeout messages:

$Timeout \triangleq N \times R$

Quorum of messages:

$IsQuorumMsgs(M) \triangleq IsQuorum(\{Node(m) : m \in M\})$

--algorithm *Angelfish* {

variables

$vs = \{Genesis\}$, the vertices of the *DAG*

$es = \{\}$; the strong edges of the *DAG* (we do not model weak edges)

$votes = \{\}$; vote messages

$timeouts = \{\}$; timeout messages

define {

$dag \triangleq \langle vs, es \rangle$

 whether we have timeout certificates for all rounds from $Round(l)$ to $rnd-1$:

$ValidPreviousLeader(l, rnd) \triangleq$

$\wedge IsLeader(l)$

$\wedge \forall r \in (Round(l)+1) \dots (rnd-1) :$

$IsQuorumMsgs(\{to \in timeouts : Round(to) = r\})$

 whether a *DAG* d is valid:

$IsValid(d) \triangleq \forall v \in Vertices(d) : v \neq \langle \rangle \Rightarrow$

$\wedge Node(v) \in N \wedge Round(v) \in Nat \setminus \{0\}$

$\wedge \text{IF } \neg IsLeader(v)$

 THEN $\forall v2 \in Children(d, v) : Round(v2) = Round(v) - 1$

```

ELSE  $\exists l \in Children(d, v) :$ 
     $\wedge IsLeader(l) \wedge Round(l) < Round(v)$ 
     $\wedge ValidPreviousLeader(l, Round(v))$ 
     $\wedge \forall v2 \in Children(d, v) :$ 
         $v2 \neq l \Rightarrow Round(v2) = Round(v) - 1$ 
}
macro StartRound1( ) {
    the first round is a bit special since there's no previous leader
    round := 1 ;
    either { create a vertex:
        vs := vs  $\cup \{\langle self, 1 \rangle\}$  ;
        es := es  $\cup \{\langle \langle self, 1 \rangle, Genesis \rangle\}$  edge to genesis
    }
    or or send an empty vote:
        votes := votes  $\cup \{\langle self, 1, \langle \rangle \rangle\}$ 
    }
macro Vote( deliveredVertices ) {
    if ( LeaderVertex(round)  $\in deliveredVertices \wedge \langle self, round \rangle \notin timeouts$  )
        votes := votes  $\cup \{\langle self, round + 1, LeaderVertex(round) \rangle\}$ 
    else
        votes := votes  $\cup \{\langle self, round + 1, \langle \rangle \rangle\}$ 
    }
macro CreateVertex( receivedVertices ) {
    if ( LeaderVertex(round)  $\in receivedVertices \wedge \langle self, round \rangle \notin timeouts$  ) {
        create a vertex pointing to the leader of the previous round
        with ( newV =  $\langle self, round + 1 \rangle$  ) {
            vs := vs  $\cup \{newV\}$  ;
            es := es  $\cup \{\langle newV, pv \rangle : pv \in receivedVertices\}$ 
        }
    }
    else {
        if ( Leader(round + 1)  $\neq self$  )
            create a vertex not pointing to any leader
            with ( newV =  $\langle self, round + 1 \rangle$  ) {
                vs := vs  $\cup \{newV\}$  ;
                es := es  $\cup \{\langle newV, pv \rangle : pv \in deliveredVertices \setminus \{LeaderVertex(round)\}\}$ 
            }
        else
            we need to find a previous leader to point to
            with ( prevLeader  $\in \{v \in vs :$ 
                Round(v) < round  $\wedge v = LeaderVertex(Round(v))\}$  )
            with ( newV =  $\langle self, round + 1 \rangle$  ) {
                we must have timeout certificates down to the previous leader:
                when ValidPreviousLeader(prevLeader, round + 1) ;
                vs := vs  $\cup \{newV\}$  ;
            }
        }
    }
}

```

```

        es := es
        ∪ {⟨newV, pv⟩ : pv ∈ deliveredVertices \ {LeaderVertex(round)}}
        ∪ {⟨newV, prevLeader⟩};   point to the previous leader
    }
}
}
macro TryCommitLeader( deliveredVertices, deliveredVotes ) {
    with ( l = LeaderVertex(round - 1) )
    with ( support = vertices pointing to l plus votes
        {v ∈ deliveredVertices : ⟨v, l⟩ ∈ es} ∪ {vt ∈ deliveredVotes : vt[3] = l} )
    if ( IsQuorumMsgs(support) )
        log := Linearize(SubDag(dag, {l}), l);
    }
macro Catchup( ) {
    catch up to a round r strictly greater than round + 1
    with ( M ∈ SUBSET ((vs ∪ votes ∪ timeouts) \ {Genesis}) \ {{{}}})
    with ( r = Min({Round(m) : m ∈ M}) )
    with ( B = {Node(m) : m ∈ M} ) {
        when r > round + 1 ∧ IsBlocking(B);
        round := r;
    }
}
}

```

Finally, we give the full specification of a node:

```

process ( correctNode ∈ N )
    variables
        round = 0,   current round; 0 means the node has not started execution
        log = ⟨⟩;   delivered log
    {
        l0: StartRound1();
        l1: while ( TRUE )
            either
                start the next round and create a vertex or vote
                with ( deliveredVertices ∈ SUBSET {v ∈ vs \ {⟨⟩} : Round(v) = round} )
                with ( deliveredVotes ∈ SUBSET {vt ∈ votes \ {⟨⟩} : Round(vt) = round} )
                with ( deliveredTimeouts ∈ SUBSET {to ∈ timeouts \ {⟨⟩} : Round(to) = round} ) {
                    we heard from a quorum:
                    when IsQuorumMsgs(deliveredVertices ∪ deliveredVotes ∪ deliveredTimeouts);
                    we have the leader or a timeout certificate:
                    when LeaderVertex(round) ∈ deliveredVertices ∨ IsQuorumMsgs(deliveredTimeouts);
                    either {
                        when (Leader(round + 1) ≠ self);   leaders cannot vote
                        Vote(deliveredVertices)
                    }
                }
            or

```

```

        CreateVertex(deliveredVertices);
        possibly commit the leader of round - 1:
    if ( round > 1 )
        TryCommitLeader(deliveredVertices, deliveredVotes);
        finally, increment the round counter:
        round := round + 1
    }
    or {
        if we have the leader, we can also vote without having heard from a quorum:
        when (Leader(round + 1) ≠ self);  leaders cannot vote
        when (Leader(round) ∈ vs);
        Vote({Leader(round)})
    }
    or
        timeout (this means we cannot support the leader of this round in the next round)
        timeouts := timeouts ∪ {⟨self, round⟩}
    or
        Catchup()
}
}

```

Correctness properties:

$Compatible(s1, s2) \triangleq$ whether the sequence $s1$ is a prefix of the sequence $s2$, or vice versa
 $\forall i \in 1 \dots Min(\{Len(s1), Len(s2)\}) : s1[i] = s2[i]$

$Agreement \triangleq \forall n1, n2 \in N : Compatible(log[n1], log[n2])$

Basic typing invariant:

$TypeOK \triangleq$
 $\wedge IsValid(dag)$
 $\wedge \forall vt \in votes :$
 $\wedge vt = \langle vt[1], vt[2], vt[3] \rangle$
 $\wedge vt[1] \in N$
 $\wedge vt[2] \in Nat \setminus \{0\}$
 $\wedge vt[3] \in vs \cup \{\langle \rangle\}$
 $\wedge \forall to \in timeouts :$
 $\wedge to[1] \in N$
 $\wedge to[2] \in Nat \setminus \{0\}$
 $\wedge \forall n \in N : round[n] \in Nat$