

Campus AI vs. Commercial AI: How Customizations Shape Trust and Usage of LLM as-a-Service Chatbots

LEON HANNIG, University of Duisburg-Essen, Germany

ANNIKA BUSH, TU Dortmund University, Germany

MELTEM AKSOY, TU Dortmund University, Germany

STEFFEN BECKER*, Ruhr University Bochum, Germany

GRETA ONTRUP, University of Duisburg-Essen, Germany

As the use of Large Language Model (LLM) chatbots by students and researchers becomes more prevalent, universities are pressed to develop AI strategies. One strategy that many universities pursue is to customize pre-trained LLM as-a-service (LLMaaS). While most studies on LLMaaS chatbots prioritize technical adaptations, we focus on psychological effects of user-salient customizations, such as interface changes. We assume that such customizations influence users' perception of the system and are therefore important in guiding safe and appropriate use. In a field study, we examine how students and employees ($N = 526$) at a German university perceive and use their institution's customized LLMaaS chatbot compared to ChatGPT. Participants using both systems ($n = 116$) reported greater trust, higher perceived privacy and less experienced hallucinations with their university's customized LLMaaS chatbot in contrast to ChatGPT. We discuss theoretical implications for research on calibrated trust, and offer guidance on the design and deployment of LLMaaS chatbots.

CCS Concepts: • **Human-centered computing** → **Empirical studies in HCI**; **User studies**; *Natural language interfaces*; • **Security and privacy** → *Privacy protections*.

Additional Key Words and Phrases: Large Language Models as-a-Service (LLMaaS), Customization, Trust, Hallucinations, University

1 Introduction

Large Language Model (LLM) chatbots are becoming increasingly prevalent in educational settings. Current research shows high adoption rates of commercial off-the-shelf LLM chatbots (e. g., ChatGPT) among students and university staff [104, 116, 118]. Consequently, universities face mounting pressure to develop strategies for AI integration [53]. This involves multiple decisions, such as whether and how to provide employees with access to LLMs. To guide the informed and secure use of such systems, many organizations, including universities, corporations, and government agencies, are exploring the deployment of LLM as-a-Service (LLMaaS) as a feasible and cost-effective way to adopt AI in-house [27, 56]. These services can form the basis for internal LLMaaS-based chatbots in organizations. The adoption of such services is driven by several practical considerations, including the opportunity to offer access to all university members while maintaining institutional oversight and alignment with organizational policies [79]. One of the main benefits of AI-as-a-Service (AIaaS) solutions, of which LLMaaS is a specific instance, is the flexibility they offer in *customizing* various aspects [36], such as fine-tuning models or displaying user interfaces in corporate design.

Customizations of LLMaaS solutions play a critical role, as they can enhance model performance within specific organizational contexts and strengthen security and privacy measures [59, 96]. However, even choices that do not impact

*Also with Max Planck Institute for Security and Privacy.

Authors' Contact Information: [Leon Hannig](mailto:leon.hannig@uni-due.de), University of Duisburg-Essen, Duisburg, Germany, leon.hannig@uni-due.de; [Annika Bush](mailto:annika.bush@tu-dortmund.de), TU Dortmund University, Dortmund, Germany, annika.bush@tu-dortmund.de; [Meltem Aksoy](mailto:meltem.aksoy@tu-dortmund.de), TU Dortmund University, Dortmund, Germany, meltem.aksoy@tu-dortmund.de; [Steffen Becker](mailto:steffen.becker@rub.de), Ruhr University Bochum, Bochum, Germany, steffen.becker@rub.de; [Greta Ontrup](mailto:greta.ontrup@uni-due.de), University of Duisburg-Essen, Duisburg, Germany, greta.ontrup@uni-due.de.

model performance or security, such as branding the user interface, could lead to significant changes in how the system is perceived and used. Psychological research suggests that people draw inferences about a system’s trustworthiness based on indicators available to them, also referred to as *cues* [35], a mechanism formalized in the *Trustworthiness Assessment Model* (TrAM) [90]. Real-world incidents show the importance of understanding user perception of LLM chatbots: cases like the data leak by Samsung employees via ChatGPT illustrate how overly trusting a system or having false privacy expectations can lead to the unintended disclosure of sensitive information [67]. Such incidents underscore the role of *trust calibration*, meaning the degree to which users’ *perceived trustworthiness* of a system aligns with its actual properties and limitations [57, 80]. While recent studies have focused on how to intentionally improve calibrated trust and reliance on LLMs through interventions [18, 55, 66, 103], we lack research on how customization choices of real-world LLM chatbots impact the calibration of user perceptions. In particular, research is lacking on customization choices that are salient to users (e. g., in the form of cues perceivable in the user interface) but have no impact on aspects such as the model, training data, privacy safeguards, or system infrastructure, which have been the primary focus of prior work [4, 36, 101].

In this work, we examine if cues – emerging from different customization choices in LLMAaaS chatbots – influence users’ perceptions and usage. We draw on the concept of trust calibration [57, 80] and the TrAM [90] to empirically investigate the alignment (or misalignment) between users’ perception of a customized LLMAaaS and the system’s actual characteristics, thereby answering the following research question:

RQ: How do customizations of LLMAaaS chatbots impact end users’ trust, perception, and usage of LLM chatbots in professional and academic contexts compared to commercial AI alternatives?

To examine this research question, we conducted a survey at a major German university. A diverse sample of students and university employees ($N = 526$) answered questions about their experiences with the university’s customized LLMAaaS chatbot and with ChatGPT (the most widely used LLM chatbot among German students [105]). We measured trust, privacy concerns, cautious behavior toward LLM hallucinations, experienced LLM hallucinations, and sustainability-aware AI usage. Our main analyses focus on a within-subject subsample of participants ($n = 116$) who regularly use both systems, allowing direct comparison of user perceptions and behaviors across the two platforms.

Our primary contributions are:

- (1) We show that participants indicate greater trust, higher perceived privacy and less experienced LLM hallucinations with their university’s customized LLMAaaS chatbot compared to ChatGPT.
- (2) Drawing on the TrAM framework [90], we demonstrate that customizations can serve as cues influencing users’ perceptions and behavior toward LLMAaaS chatbots.
- (3) We extend research on calibrated trust by broadening the concept of calibration to include privacy and hallucinations, demonstrating their relevance in an actual academic LLMAaaS use-case.
- (4) We provide organizations and developers with practical recommendations regarding the deployment and customizations of LLMAaaS chatbots to support their informed, safe and sustainable use.

2 Theoretical Background and Hypotheses

2.1 LLM (as-a-Service) Chatbots at Universities

LLM chatbots, such as ChatGPT, are widely used in academic settings, with significant adoption among university students [8, 104] and researchers [2, 53, 98]. Thus, universities are caught between enabling students and staff to access and use AI in an informed way to leverage the benefits while also protecting data, privacy, rights, and ethical

principles. Introducing “their own” LLMs poses a considerable challenge for universities, due to a lack of internal technical abilities and knowledge about the deployment of AI and the high costs of developing and maintaining a sufficient IT infrastructure [63].

LLM as-a-Service (LLMaaS) provide a practical solution by offering easy access to pre-trained models via cloud providers [97, 107]. This approach is a subset of AI as-a-Service (AlaaS), broadly defined as “cloud-based systems providing on-demand services to organizations and individuals for deploying, developing, training, and managing AI models” [63, p. 424]. These systems enable organizations to adopt and afford AI technologies without requiring extensive technological expertise [96, 97]. Moreover, LLMaaS solutions emphasize enhanced data protection and security, offering a viable option for institutions like universities to leverage AI’s advantages while adhering to stringent compliance and security standards [79].

One proposed advantage of LLMaaS is that organizations can customize various aspects of LLMs to better align with their unique requirements and objectives. In this context, customizations are defined as configurations of parameters at various architectural layers to improve the fit between the system and organization-specific needs [36]. In the broader context of the AI supply chain [32] such adaptations can occur in a transparent or obscure way for end users [77]. Table 1 outlines customization options, which encompass customizations of data, models, algorithms, and infrastructure [36], security and governance adaptations [24], customizations that relate to the design of the user interface and experience, and choices regarding the organizational integration.

Table 1. Examples of customization aspects of AlaaS.

Category	Examples	References
Model fine-tuning and Configuration	Adjust/add system prompts, fine-tuning on proprietary data, hyperparameter configuration, domain-specific knowledge integration, customizable output.	[36, 44, 56, 63, 76, 81]
Integration and Interoperability	API integration, integration with other tools and systems.	[40, 63]
Security and Governance	Access control and security, compliance and regulatory requirements, monitoring and evaluation.	[37, 40, 50, 81]
User Interface and Experience	Incorporation of corporate design, sustainability measures (e.g., token visualization), user profiling and personalization, customizable error handling, multi-language support.	[22]
Organizational integration	Providing context-specific training or workshops, providing context-specific information and use recommendations regarding the model.	[74]

To date, existing literature has focused on methods and effects of model fine-tuning and configuration, integration and interoperability, as well as security and governance-related consequences of LLMaaS. These aspects are critical because adapting AI systems, for example to ensure data protection or to fine-tune them for internal company data, plays a key role in their secure and human-centered integration into organizations. Accordingly, research and reports on LLMaaS deployment in organizations emphasize primarily technical customizations and their impact on system performance or functionality. For instance, a study on a customized anatomy chatbot showed that tailoring the knowledge base with Retrieval Augmented Generation (RAG) increased factual accuracy [10], while reports on the organizational system “FhGenie” highlight aspects such as system architecture and load balancing [109]. Meanwhile, other customizations

pertaining to the user interface of LLMAaaS chatbots or their organizational integration – and especially their impact on the end user – receive little attention.

2.2 Calibration of System Characteristics and User Perceptions: The Role of Cues

Ideally, trust in automated systems should be calibrated, which means that users’ perceived trustworthiness should accurately match the actual capabilities and reliability of the system [57]. *Miscalibration* can manifest as either *undertrust*, leading to system disuse, or *overtrust*, resulting in system misuse (e. g., failures of monitoring or decision biases) [80, 112].

Whether calibrated trust can be achieved depends both on the availability of information about the system and how users perceive and interpret that information [90]. Users’ trust and corresponding use of AI depend on, i. e., “any information element that can be used to make a trust assessment about an agent” [35, p. 253]. The TrAM specifies this process, positing that users assess the actual trustworthiness of a system based on available cues, leading to the perceived trustworthiness [90]. The accuracy of this assessment relies on the relevance and availability of cues on the system’s side, as well as the human’s ability to detect and utilize them. On the one hand, actual system characteristics themselves can function as cues, for example information about the training data or the system’s outputs. On the other hand, users may also rely on cues that are less directly tied to a system’s actual qualities, such as interface design or anthropomorphism, which can still strongly influence their perceived trustworthiness [41]. Such cues may therefore induce unwarranted trust (or distrust) and lead users to perceive systems as more (or less) trustworthy than their actual reliability would justify.

We argue that the concept and relevance of calibration applies not only to trust, but to user perceptions more broadly. For instance, *privacy perception calibration* can describe the alignment between users’ assumptions about how their data is handled and the system’s actual privacy safeguards. Miscalibrations in this domain have likewise been documented: Windl et al. [110] showed that misleading cues about browser tracking protection can give users a false sense of privacy. Similarly, *hallucination alertness calibration* refers to the alignment between users’ cautiousness toward potential incorrect outputs and the system’s actual hallucination tendency. For example, difficulties in detecting biases in LLM outputs have been observed among students in academic use contexts, pointing to a gap between perceived and actual model behavior, a pattern that could similarly occur with hallucinations [85]. Accordingly, we propose to conceptualize calibration of user perceptions in the context of LLM use more broadly and understand this as the degree of fit between actual system features (e. g., hallucination tendency, privacy safeguards) and end users’ perceptions of those corresponding system features (e. g., experienced hallucinations or perceived privacy).

Building on the TrAM framework [90], we focus on the role that customizations of LLMAaaS chatbots play as cues that moderate this calibration process between actual and perceived system characteristics. We argue that it is essential to recognize that end users could perceive customizations of LLM chatbots as reflections of the system’s capabilities, goals, and inner workings, even if customizations do not actually affect the functioning of the system. Figure 1 illustrates our proposed interplay between customizations (partially functioning as cues) of the LLMAaaS chatbot in relation to actual system characteristics and user perceptions or self-reported behaviors.

2.3 Trust in AI Systems

2.3.1 Background. Trust, as a key determinant of technology adoption [28, 102], has been recognized as an important factor for LLM chatbot adoption among academic staff and students [17, 100]. Research has shown that both insufficient and excessive trust in AI systems can be critical, as a lack of trust may hinder adoption, while overtrust can lead to risks

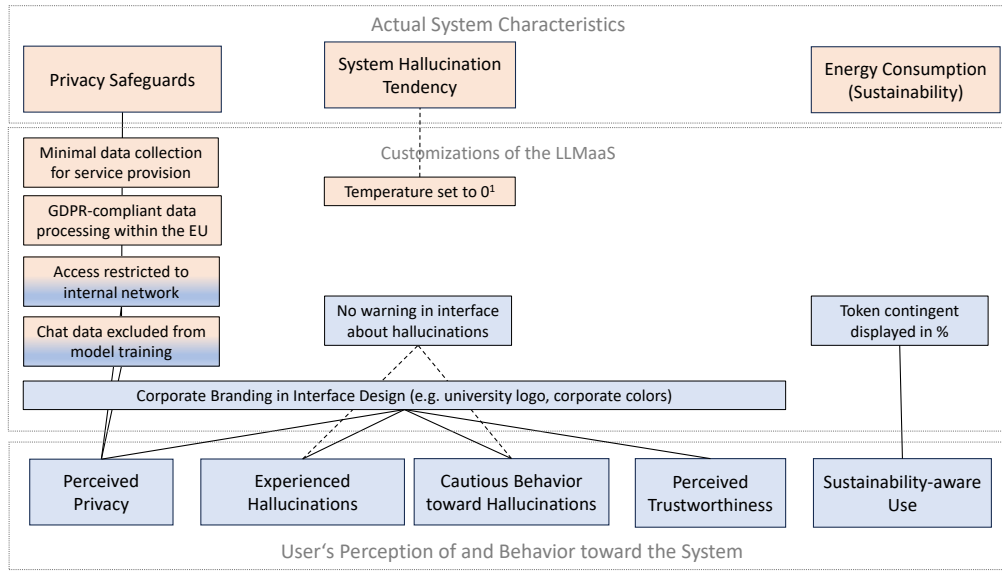


Fig. 1. System characteristics, customization cues, and user perceptions for the examined university's customized LLMAaaS chatbot. Solid lines represent a positive effect on the associated construct, dotted lines represent a negative effect. Customizations colored in red influence actual system characteristics, while those in blue act as cues expected to affect user perceptions or behavior. Red-and-blue customizations are expected to impact both. Footnotes: ¹Lower temperature may reduce the hallucination tendency by favoring higher-probability tokens and making the output more deterministic [48].

such as reliance on incorrect or potentially harmful outputs [20, 106]. This underscores the importance of ensuring that end users place an appropriate – i. e., calibrated – level of trust in LLM chatbots.

Trust is commonly defined as the trustor's positive expectations towards the trustee, combined with the trustor's vulnerability and uncertainty within the specific context [12, 57]. Research has shown that trust levels in human-human interaction depend on three perceived qualities of the trustee: ability, integrity, and benevolence [68]. In the context of human-automation interaction, these three factors have been reframed as performance, process (e. g., availability, confidentiality, understandability of a system) and purpose (e. g., the developer's or deployer's intentions) [57]. Additional factors have been identified as particularly important for trust in LLMs. These include transparency [49, 91], access to a human operator [78], perceived privacy and robust data security [49, 82].

2.3.2 Customizations and Hypotheses. Customizations of LLMAaaS chatbots that feature the corporate design in the user interface could serve as a salient trust cue for users, increasing the perceived trustworthiness of the system in two dimensions: (a) purpose and (b) process. The perceived purpose of the system may appear more trustworthy when the customizations incorporate university branding (see Figure 2, Label 1)¹, as the university is likely to be seen as a benevolent provider with minimal financial or marketing-driven motives [78]. In this context, university branding refers to the integration of the university's logo and color scheme into the user interface, creating a visually prominent link between the system and the institution. University branding may also create a sense of familiarity, a factor found to foster interpersonal trust and that might also support trust in AI when users associate it with a familiar institution [3].

¹Figure 2 shows a replica of the LLMAaaS chatbot's user interface, with customizations marked in red.

Second, the process dimension of the system may be perceived as more trustworthy because it is easily accessible and embedded in the existing organizational framework. Here, features such as the option to contact a human operator for assistance could contribute to users’ trust through perceived openness and accessibility of the system [57]. Additionally, a customized LLMAaaS chatbot may be perceived as more transparent due to context-specific information about the system available on the university’s website. These factors together lead to the hypothesis:

H1: Users report higher levels of trust in the customized LLMAaaS chatbot compared to a commercial LLM chatbot.

We further hypothesize that higher trust in the organization’s customized LLMAaaS chatbot will likely depend on university members’ trust in the university itself. Organizational trust describes the extent to which individuals trust an organization [84]. Prior research suggests that organizational trust can significantly shape users’ trust in the organization’s system [12, 119]. In line with this, Nordheim et al. [78] have demonstrated that customers’ trust in a company’s service chatbot is influenced by their trust in the company itself. A similar mechanism might apply in the context of academic institutions: users’ trust in a university-provided LLMAaaS chatbot may be influenced by their trust in the university. We therefore hypothesize:

H2: The level of trust in the university moderates the effect of system type (customized vs. commercial) on user trust, such that the effect is stronger when organizational trust is higher and weaker when it is lower.

2.4 LLM Hallucinations

2.4.1 Background. When implementing LLMAaaS chatbots, universities face the challenge of ensuring that students and staff can use these systems appropriately and securely. A key aspect of this responsibility is addressing the issue of hallucinations. Hallucinations in LLMs describe the generation of content that appears plausible but is factually incorrect or inconsistent with user input [48]. Hallucinations in human-AI interaction pose a dual challenge: they impair effective collaboration through reduced output quality and undermine users’ trust [9, 41]. In the academic context, hallucinations can pose particular challenges, as they can reduce perceived accuracy and usefulness, increase confusion, and slow task completion [95]. Such issues are compounded by the fact that LLMs have been shown to often fabricate inaccurate scientific references [6, 23]. Despite various efforts and technological advances, hallucinations cannot be completely eliminated from LLMs [13, 114]. This issue calls for a focus on the human side, with the goal of identifying strategies to help users anticipate, mitigate, and react to hallucinations.

2.4.2 Customizations and Hypotheses. We consider two customization aspects of the user interface: corporate design and warnings about false information. Research has shown that the presence of logos from reputable companies can create positive associations, enhancing the perceived credibility of mobile systems [64]. We argue that branding a chatbot with a university logo (see Figure 2, label 1) leads users to interpret the system as university-approved. This could potentially make users less critical and cautious in their interactions with the university-branded system, particularly with regard to the risk of hallucinations. Another notable customization choice of LLMAaaS chatbots is the display of warnings about hallucinations or false information. Research suggests that such warnings can help users detect hallucinations more frequently [75]. While ChatGPT’s interface includes a disclaimer below the prompt box stating “ChatGPT can make mistakes. Please check important information”, LLMAaaS solutions allow such warnings to be adapted, removed, or altered. In our study, the customized LLMAaaS chatbot included a hallucination disclaimer only on the login page, with no warning displayed during the actual chat interaction (see Figure 2, label 3). We argue that the absence of a persistent warning may result in users being less mentally primed to consider hallucinations or to critically

evaluate the accuracy of the system’s output. The university-branded interface and the lack of a persistent warning may lead users to a) behave less cautiously with respect to potential hallucinations and b) detect fewer hallucinations overall. Based on this, we propose the following hypotheses:

H3: Users report less cautious behavior towards hallucinations when using the customized LLMAaaS chatbot compared to a commercial LLM chatbot.

H4: Users report fewer experienced hallucinations when using the customized LLMAaaS chatbot compared to a commercial LLM chatbot.

To assess whether actual differences in hallucination tendencies between the systems might contribute to differences in users’ experienced hallucinations, we evaluate both systems using benchmark datasets (see [Section 4.4](#)).

2.5 Data Security and Privacy Concerns

2.5.1 Background. End users often express concerns about data security and privacy when interacting with LLMs [5, 65]. Reflecting these concerns, recent research has called for privacy-friendly user interfaces of LLM systems [61, 94, 110]. Such concerns are grounded in tangible risks, including (unauthorized) data retention [31], where providers may retain and use customer data to enhance their models, inference attacks that aim to extract sensitive information from trained models [52], and the unintended exposure of confidential data during model training or operation [25]. To mitigate these risks, technical customization options in LLMAaaS offer promising avenues, playing a pivotal role in enhancing users’ perceptions of privacy and security while fostering trust. These options include user-configurable privacy settings that empower users to control how their data is stored and used [11], transparency mechanisms like privacy explanations [19], which provide clarity about data handling practices, and the implementation of privacy-preserving techniques such as differential privacy [1] during training and fine-tuning processes.

2.5.2 Customizations and Hypothesis. In the LLMAaaS chatbot under study, we identified two system characteristics with potential relevance for users’ privacy perceptions: restricted access to internal networks and the exclusion of chat data from model training (see [Figure 1](#)). Beyond these direct technical benefits, we posit that other customization measures – even those without tangible impacts on privacy or security – may foster higher perceived privacy levels. In this context, we again draw on the role of corporate branding in the interface design as a salient customization feature: University branding (see [Figure 2](#), label 1) may enhance users’ perceptions of data security and privacy, as they may believe that their data will be handled with care and not shared with third parties. Prior research supports this assumption, showing that a strong brand image or high brand credibility can reduce perceived privacy risks and increase users’ willingness to disclose personal information online [51, 73, 108]. Thus, we propose:

H5: Users perceive greater privacy when using the customized LLMAaaS chatbot compared to a commercial LLM chatbot.

2.6 Sustainable AI Use

2.6.1 Background. In this final part, we broaden the perspective to considerations that pertain to the global strategy of an organization, specifically the corporate social responsibility (CSR). CSR refers to situations in which organizations pursue strategies that go beyond business needs and legal regulations but aim at furthering social good [71]. This includes, e. g., improving an organization’s sustainability and environmental performance [72]. We argue that customization of LLMAaaS chatbots offers organizations opportunities to align AI deployment with their CSR strategy and corresponding

sustainability goals, thereby not only shaping the trust in and perception of the systems but also their environmental impact.

The environmental impact of AI systems and LLMs has become an increasingly critical concern in computing research. Recent work by Rafael and Reis [86] emphasizes how the invisibility of digital energy consumption often leads to unconscious and potentially wasteful usage behavior. This mirrors findings in energy consumption studies [69] that identify varying levels of user awareness – from “energy unaware” to “energy aware and active” – highlighting how visibility of resource consumption can transform user behavior. Our research extends these insights and considers the impact of customization choices aimed at promoting sustainability-aware AI usage.

2.6.2 Customizations and Hypothesis. Making resource consumption visible has shown promising results across different domains. Penkert and Gröschel [83] demonstrated that transparency in sustainability information significantly influences user choices, while Sanduleac et al. [88] found that real-time energy data promotes more responsible consumption patterns. LLMAaaS chatbots offer customization options to make AI resource limitations explicit through token visibility (see Figure 2, label 2). The examined LLMAaaS chatbot’s interface shows the remaining token contingent for the respective language model as a percentage. We argue that customizing token visibility can foster what we term “sustainability-aware AI use” – a more deliberate approach to AI interaction that considers broader environmental impact. Based on these previous findings, we hypothesize:

H6: Users report higher levels of sustainability-aware AI usage when using the customized LLMAaaS chatbots compared to a commercial LLM chatbots.

3 Method

3.1 Study Design

We conducted a quantitative, cross-sectional field study. Data was collected through an online survey during spring 2025 (3rd-12th March) at a major public university that had implemented a customized LLMAaaS chatbot at the end of 2024. Participants were recruited via the university chatbot landing page, departmental communications, campus flyers, the university news website, and official university social media channels. Participants who reported regular usage of both chatbots answered the same questions for the university’s customized LLMAaaS chatbot and for ChatGPT.

3.2 Description of the University’s Customized LLMAaaS Chatbot

The LLMAaaS chatbot introduced by the university serves multiple LLMs hosted by different providers. The default model for each chat session, GPT-4o, as well as other OpenAI models, are provided by Microsoft Azure using a datacenter in Sweden. Furthermore, users can choose from a small selection of open-weight models provided by a German AI service center (see Figure 2). The system had 4636 users at the beginning of the data collection period and grew by 20.7% to 5593 users by the end of the period. Customizations regarding the data and model were kept to a minimum, but the university made some adjustments to the user interface and incorporated detailed information and training materials (see Table 2). In contrast to OpenAI’s ChatGPT, the university chatbot supports only text-based interactions and image generation. Other modalities such as audio, document upload, and advanced function calling (e. g., web search) are not supported. Figure 2 shows an anonymized replica of the user interface.



Fig. 2. Anonymized replica of the user interface of the university’s customized LLMAaaS chatbot. Key elements: (1) university name is displayed; interface follows university’s visual design; (2) remaining monthly token contingent shown in percent; (3) no warning regarding potential hallucinations / incorrect outputs.

3.3 Ethical Considerations

The study was designed and conducted with great care and attention to ethical criteria. By involving the a) data protection officer, b) work councils for research and administrative staff, c) center for teaching and learning as well as d) information technology department, the rights and interests of all stakeholders were taken into account in the design and implementation of the study. The approval of all parties was sought prior to implementation. The study was also approved by the local ethics committee. Concerning data collection, storage, and sharing, we followed the guidelines of the university’s IT committee and used committee-approved survey software with university-internal data storage, ensuring that only the project team had access to the raw data. The participants were informed about the content and procedure of the study via standard written instructions in line with the guidelines of the German Research Foundation [92]. Participation was voluntary, anonymous, and uncompensated.

3.4 Survey Structure and Measures

We designed a comprehensive survey to investigate the perceptions and usage of both the university’s customized LLMAaaS chatbot and OpenAI’s ChatGPT. ChatGPT was chosen as the commercial LLM because of its widespread use in Germany [105]. Our data support this choice: in our sample, 333 participants reported using ChatGPT at least once a month, compared to 176 who reported comparable usage of other AI chatbots. During the data collection

Table 2. Customization features of the studied LLMAaaS chatbot.

Category	Customization Details
Model fine-tuning and Configuration	Temperature ¹ set to 0 for deterministic outputs. System prompt fixed to: "You're a helpful assistant." for all models, not modifiable by users
Integration and Interoperability	Access to multiple models; image generation via DALL-E for OpenAI models
Security and Governance	Minimal data collection for service provision; chat data excluded from model training; GDPR-compliant data processing within the EU; access restricted to internal networks (e. g., via VPN)
User Interface and Experience	Interface customized with corporate design (e. g., university logo); monthly token contingent visualized as a percentage in the user interface; no warning about hallucinations in bottom section; dropdown menu for choosing active model
Organizational integration	Supporting materials provided on the chatbot landing page and intranet; training sessions on effectively using LLMs in higher education

¹ The temperature parameter in LLMs, ranging from 0 to 1, controls response randomness, with values near 0 favoring deterministic outputs and values near 1 producing diverse, creative outputs

phase, ChatGPT was powered by OpenAI's GPT-4o.² The survey design is summarized in Figure 3. Participants were guided through the survey based on their use/non-use of the chatbots. The main part consists of questions regarding the perception and use of the university chatbot and ChatGPT (green blocks in Figure 3). An overview of all survey questions can be found in the supplementary material (see Section 3.6).

To avoid participant fatigue, all hypothesis-relevant items followed the same response format to minimize cognitive load. We also conducted pilot runs to ensure that average completion time remained under 15 minutes. In addition, only hypothesis-relevant items were mandatory and were placed toward the beginning of the questionnaire to reduce the likelihood of fatigue affecting key measures.

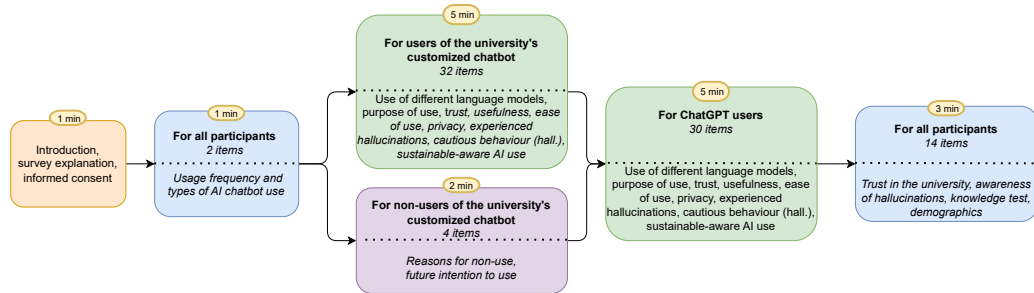


Fig. 3. Survey flowchart illustrating participant routing and item blocks based on chatbot usage. Labels at the top of each block indicate the estimated completion time for that section.

The survey began by capturing usage patterns for both systems: frequency of use (ranging from “never” to “several times a day”) and context of use (6-point scale in response to the item “I tend to use the following AI chatbots for ...”, ranging from 1 = “private purposes” to 6 = “study-/work-related purposes”). Next, several aspects of system

²See <https://help.openai.com/en/articles/6825453-chatgpt-release-notes> for a detailed record of ChatGPT's development during our data collection period.

perception and use were explored: specific use purposes (e. g., information search), perceived usefulness (productivity enhancement, task facilitation), and ease of use (interface clarity, learning curve); the latter two assessed following the Technology Acceptance Model (TAM) [34]. For users familiar with either system, we also assessed their awareness of model switching options and use of different large language models available within each platform. For users who have never used or rarely use the university’s LLMAaaS, we explored their reasons for non-use or non-regular use.

At the end of the survey, a knowledge test was administered to assess participants’ understanding of the customized LLMAaaS chatbot. The test consisted of five items (e. g., “The university chatbot offers models trained by the university” (false)) with response options “true,” “false,” and “I don’t know.” The correct answers of the participants were summed to create a knowledge score ranging from 0 to 5. Participants were debriefed on the following page by being shown the correct answers. At the end of the study, participants could voluntarily report demographic information and were given the opportunity to provide comments in an open text field.

The main part of the survey was structured around the key constructs (see hypotheses). Participants who used both systems responded to the same set of items twice: once for the university’s customized LLMAaaS chatbot and once for ChatGPT. Only participants who reported using a system at least once a month were presented with the full set of items about the respective system. Participants were reminded to answer the questionnaire items with regards to their work-related or academic use of the system. We used five-point Likert scales ranging from “strongly disagree” to “strongly agree” for all scales. The questionnaire was available in both German and English, with items from previously published scales translated for the German version. Internal consistencies (Cronbach’s α) for the scales are reported in Table B1 and Table B2.

Trust (in the System). Trust in the two systems was assessed by the facets of global trust, benevolence/purpose, integrity/process, and ability/performance using four items from Wischniewski et al. [111] (e. g., “I trust [the university chatbot/ChatGPT].”), forming an overall trust measure. We selected this scale for its recent validation, context specificity, and strong fit to human–AI interaction contexts, as well as its theoretical grounding in calibrated trust research [57, 80].

Trust in the university. Trust in the university was measured with three items following the *trust in management* scale by Bøe [21] (e. g., “My university will safeguard my interests.”). We selected this organizational trust scale due to its strong psychometric validation and its applicability to university contexts. In the validation study, it also predicted intention to continue using institutional technology [21].

Hallucinations. We investigated users’ cautious behavior toward LLM hallucinations, including their verification practices and task-specific trust decisions, with three items (e. g., “I check important information from [the university chatbot/ChatGPT] responses through external sources.”). Users also reported their experienced hallucinations with three items (e. g., “I have noticed that [the university chatbot/ChatGPT] makes up facts that do not correspond to reality.”). The items were self-developed, as no existing validated scale captured these aspects of LLM hallucinations. Two of the three items measuring experienced hallucinations build on the first two items of the “AI Hallucination Potential” scale by Christensen et al. [30], which we adapted to our context. We added a third item based on the definition of hallucinations provided by Huang et al. [48]. The items measuring cautious behavior toward hallucinations capture three key user strategies: deciding on LLM use based on the importance of factual accuracy, verifying outputs externally, and adjusting prompts to improve reliability. These strategies are informed by existing research on LLM hallucination mitigation [14, 42]. The internal consistency of the experienced hallucinations scale was acceptable, while cautious behavior toward hallucinations showed low internal consistency. Item-level analysis indicated that removing individual

items did not increase reliability beyond $\alpha = 0.41$. We discuss this limitation in [Section 5.4](#). Discriminant validity between the two constructs was supported by low correlations, indicating that cautious behavior and experienced hallucinations represent distinct constructs.

Privacy concerns. We measured privacy concerns with three items adapted from Hsu and Lin [47] (e. g., “My decision to use [the university chatbot/ChatGPT] exposes me to privacy risks.”). To increase content validity and contextual relevance for our study, we added two self-developed items. One of them assesses users’ belief in the confidentiality of the system; the other addresses concerns about chat conversations being read by third parties. This addition was motivated by recent research suggesting that such concerns may be particularly relevant for students using chatbots in academic contexts [26].

Sustainability-aware AI usage. We measured the concept of sustainability-aware AI usage with a three-item scale capturing environmentally conscious behavior and energy-related considerations (e. g., “I often think about the energy consumption of [the university chatbot/ChatGPT].”). As no validated instruments for the sustainable use of LLM chatbots currently exist, the items were self-developed. Content validity of the scale was established through systematic consideration of key dimensions of environmentally conscious AI interaction behavior based on literature review [7]. The items capture three facets of sustainable AI usage: resource-efficient prompting (message length consideration), environmental impact awareness (energy consumption consciousness), and deliberate ecological decision-making (task-specific usage evaluation) [43, 89].

Since the customized LLMAaaS displays the remaining number of tokens as a percentage (see [Figure 2](#), label 2), we additionally assessed the customized LLMAaaS’ users’ awareness of token usage with two items (e. g., “During use, I pay attention to how many tokens I still have available.”).

3.5 Participants

A total of $N = 526$ participants took part in the survey. A subsample of $n = 116$ participants who regularly used both systems was included in the within-subject analyses. We determined our target sample size through an a priori power analysis ($f^2 = 0.05$, $\alpha = .05$, $\beta = .80$), which suggested approximately 250 participants for adequately powered within-subject analyses. The achieved subsample provides sufficient power to detect medium-sized effects, although smaller effects may remain undetected. Within the total sample, 186 participants completed the questionnaire for the university’s chatbot (customized LLMAaaS) and 333 for ChatGPT (commercial LLM chatbot). An additional 123 participants reported using neither system at least once per month. [Figure A1](#) shows an overview of participant groups according to their system usage.

Compared to the total sample, the subsample of dual-system users included fewer students and more research and administrative staff (see [Table A1](#) for an overview and comparison of demographic characteristics). This subgroup also had a slightly higher proportion of male participants and was older on average. Within this subsample, 10.3% reported using a paid ChatGPT plan, while 87.1% used the free version (see [Table A2](#)).

3.6 Open Science

This study was preregistered on OSF³. Minor linguistic and structural adjustments were made to the preregistered hypotheses to improve clarity and consistency with the final study design. The dataset and supplementary materials

³Non-anonymous preregistration link removed for peer-review

(codebook, questionnaire overview) are available at OSF⁴. We excluded privacy-sensitive entries from the dataset prior to publication.

4 Results

4.1 Descriptive Results: Chatbot Usage Patterns and Knowledge Test

Among the subsample of participants who had used both systems ($n = 116$), the university chatbot was most commonly used several times a month (32.8%) or several times a week (25.0%), with only 9.5% using it several times a day. In contrast, ChatGPT had a higher proportion of frequent users, with 19.0% using it several times a day and 28.4% several times a week (see Figure C1 for full distribution). Regarding usage purposes, both systems were most often used for reviewing or improving texts (70.7%). Other prominent use cases included text creation (54.3% university chatbot; 61.2% ChatGPT) and information search (52.6% university chatbot; 67.2% ChatGPT; see Figure C2 for a more detailed overview). Awareness of model-switching functionality in the university chatbot was relatively high: 78.4% of dual users knew about the option to change the underlying LLM. However, only 41.4% had actively switched from the default model (GPT-4o) to another. Regarding performance on the knowledge test about the university's customized LLMAaaS, 24.1% answered four questions correctly and 21.6% achieved a perfect score. 14.7% did not answer any item correctly (full distribution see Table C1).

4.2 Hypothesis Testing: Comparisons of the Customized LLMAaaS Chatbot vs. ChatGPT

4.2.1 Differences in Perceived Trust, Hallucinations, Privacy and Sustainability-Aware Use. We conducted paired t-tests (Table 3) to test H1 and H3-H6. To account for the increased risk of Type I error due to multiple hypotheses testing, we applied Holm's step-down correction to the family of six statistical tests [16, 46]. This procedure controls the family-wise error rate (FWER) at $\alpha = 0.05$ and was chosen because it is uniformly more powerful than the classical Bonferroni correction while still strictly controlling the FWER [16]. The six p -values were ordered from smallest to largest and sequentially compared against adjusted α -thresholds (i. e., α/k , where k is the number of remaining tests). The procedure was terminated once a p -value exceeded the corresponding adjusted α -threshold; the respective hypothesis and all subsequent ones were rejected. H6, concerning sustainability-aware AI use, was the first hypothesis to exceed its adjusted α -threshold ($p = 0.03$ vs. $\alpha = 0.0167$), resulting in its rejection along with all subsequent hypotheses in the sequence. Consequently, H3, concerning cautious behavior toward hallucinations ($p = 0.19$) and H2 (moderation: system type \times trust in the university; $p = 0.44$) were also rejected.

H1, H4 and H5 were supported, as the p -values remained below the respective adjusted α -threshold: participants (H1) reported significantly higher levels of trust in the customized LLMAaaS compared to ChatGPT, (H4) experienced significantly fewer hallucinations with the customized LLMAaaS compared to ChatGPT, and (H5) reported significantly fewer privacy concerns for the customized LLMAaaS compared to ChatGPT.

4.2.2 Moderating Role of Organizational Trust. To test whether trust in the university moderated the system type effect on user trust (H2), we fitted a Linear Mixed-Effects Model (see Table 4) using the lme4 package [15]. We used a Mixed-Effects Model rather than a simpler linear model (as preregistered) to properly account for the non-independence of the two trust ratings provided by each participant. The model predicted trust from system type (0 = ChatGPT, 1 = customized LLMAaaS chatbot), mean-centered trust in the university (to improve interpretability of the intercept), and their interaction, with a random intercept for each participant to capture between-person variability.

⁴https://osf.io/vqsem/files/osfstorage?view_only=53ba0188a6db4a54aa08a1f34bf9078f

Table 3. Paired t-test comparisons of the customized LLmaS chatbot (UniGPT) vs. ChatGPT (n = 116), ordered by p-values used for Holm correction.

Dependent Variable	<i>M</i> (UniGPT)	<i>SD</i> (UniGPT)	<i>M</i> (ChatGPT)	<i>SD</i> (ChatGPT)	<i>t</i>	<i>df</i>	<i>p</i>	Holm α^1	<i>d</i> ²	95% <i>CI</i> ³
Privacy concerns (H5)	2.38	0.95	3.61	0.85	-12.42	115	< 0.001	0.0083	-1.15	[-1.39, -0.92]
Trust (H1)	3.60	0.72	3.08	0.79	7.84	115	< 0.001	0.01	0.73	[0.52, 0.93]
Experienced hallucinations (H4)	3.23	1.00	3.85	0.85	-7.76	115	< 0.001	0.0125	-0.72	[-0.92, -0.52]
Sustainability-aware AI use (H6)	2.33	1.18	2.22	1.17	2.16	115	0.03	0.0167	0.20	[0.02, 0.38]
Cautious behavior toward hallucinations (H3)	4.18	0.68	4.13	0.67	1.31	115	0.19	n/a ⁴	0.12	[-0.06, 0.3]
Usefulness ⁵	4.01	0.71	3.98	0.82	0.41	115	0.68		0.04	[-0.14, 0.22]
Ease of use ⁵	4.59	0.65	4.48	0.64	2.12	115	0.04		0.20	[0.01, 0.38]

¹ Holm-adjusted significance threshold per hypothesis rank (sequential correction).² Cohen's *d* is reported as the standardized effect size for each comparison.³ Confidence intervals (CI) for Cohen's *d* are not adjusted for multiple comparisons.⁴ Holm-adjusted thresholds are only assigned while p-values remain below α ; correction stops after the first non-significant test.⁵ Ease of Use and Usefulness were analyzed exploratively and were not part of the Holm correction.**Table 4. Mixed-Effects Model of system and trust in the university on user trust (number of observations: 232; n = 116).**

Effect	Estimate	SE	df	t	p
(Intercept)	3.075***	0.066	184.7	46.33	< 0.001
System	0.528***	0.067	114.0	7.83	< 0.001
TrustInUniversity_centered	0.272**	0.084	184.7	3.25	0.001
System:TrustInUniversity_centered	0.066	0.085	114.0	0.78	0.440
Model fit					
AIC			493.72		
BIC			514.40		
Log Likelihood			-240.86		
Random effects					
Num. groups: Bogen			116		
Var: Bogen (Intercept)			0.25		
Var: Residual			0.26		

****p* < 0.001; ***p* < 0.01; **p* < 0.05

H2 was not supported, as the interaction between system type and trust in the university was not significant. This indicates that the positive relationship between trust in the university and system trust did not differ between ChatGPT and the university's customized LLmaS.

4.3 Controlling for Confounding Variables

We extended our preregistered analyses to account for potential confounding variables. In this section, we report robustness checks that address factors which could plausibly influence our main hypothesis tests, while the following section covers exploratory analyses aimed at uncovering additional patterns beyond our preregistered scope.

4.3.1 Usage Frequency does not moderate the relationship between system type and experienced hallucinations. To test whether the difference in experienced hallucinations between the customized LLmaS chatbot and ChatGPT was moderated by usage frequency, we estimated a Cumulative Logit Model (Table 5) including both main effects and their interaction using the VGAM package in R [115]. Usage frequency did not significantly moderate the relationship between system type and experienced hallucinations, as indicated by a Wald test of all interaction terms ($\chi^2 = 9.60$, $df = 5$, $p = 0.09$). We chose this modeling approach because the usage frequency was measured with an ordinal scale. We accordingly transformed hallucination ratings into five ordered categories using equally spaced cut points. Among

the usage frequency contrasts, the lowest p-value was observed for the fifth-order polynomial, which tests whether hallucination reports follow a complex pattern across usage levels. However, this effect did not fall below the alpha level of 0.05 and was therefore not statistically significant.

Table 5. Cumulative Logit Model: System type and usage frequency on experienced hallucinations (number of observations: 227).

Effect	Estimate	SE	z	p
System (ChatGPT vs. UniGPT)	-0.955**	0.309	-3.09	0.002
Frequency (Linear)	-0.613	0.539	-1.14	0.255
Frequency (Quadratic)	0.004	0.472	0.01	0.994
Frequency (Cubic)	-0.511	0.556	-0.92	0.358
Frequency (4 th order)	-0.095	0.555	-0.17	0.864
Frequency (5 th order)	-0.811	0.452	-1.79	0.073
System × Frequency (Linear)	0.954	0.743	1.28	0.199
System × Frequency (Quadratic)	-0.912	0.653	-1.40	0.163
System × Frequency (Cubic)	-0.184	0.809	-0.23	0.821
System × Frequency (4 th order)	-1.158	0.832	-1.39	0.164
System × Frequency (5 th order)	0.171	0.683	0.25	0.802
Model fit				
Residual Deviance		608.20		
Log Likelihood		-304.10		
AIC		638.20		

*** $p < 0.001$; ** $p < 0.01$; * $p < 0.05$

Model estimated on 227 observations (df = 893)

4.3.2 Model switching does not affect system differences. To examine whether switching the default language model (GPT-4o) within the university’s customized chatbot influenced the results, we repeated the within-subject comparisons using paired-samples t-tests on a reduced subsample of participants who reported never having changed the underlying model ($n = 68$; see Table D1 for detailed test statistics). The pattern of results remained identical: the same differences between systems reached statistical significance (or not), and all observed effect directions were consistent with those in the full sample. Consequently, the interpretation of our findings and conclusions regarding the tested hypotheses remained unaffected. We therefore report the results based on the full sample of users who had experience with both systems ($n = 116$) in the main text.

4.3.3 Prior knowledge does not affect system differences. To control for potential confounding effects of participants’ knowledge about the university’s customized LLMAaaS chatbot, we included knowledge scores as a covariate in our analysis. The system differences proved robust to the prior knowledge of the participants, as neither the knowledge scores nor their interaction with the system type significantly predicted any outcome measures (all $p > 0.11$; see Table D2 for detailed results). To examine this, we fitted Linear Mixed-Effects Models using the lme4 package, specifying fixed effects for system type, knowledge scores, and their interaction, as well as random intercepts for participants.

4.4 Exploratory Analyses

4.4.1 Benchmark evaluations reveal more hallucination generation but better hallucination recognition for the customized LLMAaaS chatbot. To complement the self-reported experienced hallucinations of users, we conducted two exploratory benchmark evaluations to assess the hallucination tendencies of the chatbots: TruthfulQA and HaluEva. The university’s customized LLMAaaS chatbot and ChatGPT were tested using the same LLM, namely GPT-4o.

TruthfulQA. TruthfulQA [62] is a benchmark designed to evaluate whether language models generate factually accurate responses to questions that are prone to false answers due to common misconceptions or false beliefs. A model performs well on this benchmark if it avoids reproducing widespread falsehoods learned from human-generated texts. We evaluated both systems on 50 questions from the TruthfulQA dataset. We selected 19 questions from the “Education & Science” category to reflect the university context of our study, and sampled 31 additional questions from the remaining categories. The university’s customized LLMAaaS chatbot produced hallucinated answers in 25 out of 50 cases (50%), whereas ChatGPT hallucinated in 19 out of 50 cases (38%). Notably, the university chatbot hallucinated more frequently across both the domain-specific and general subsets of the benchmark.

HaluEval. HaluEval [60] is a large-scale collection of generated and human-annotated hallucinated samples for evaluating the performance of LLMs in recognizing hallucinations. We tested both systems on 10,000 QA examples from the HaluEval dataset. Results showed that both systems achieved comparable performance, with the university’s LLMAaaS chatbot reaching slightly higher values than ChatGPT across all metrics. Specifically, it achieved higher accuracy (0.7190 vs. 0.7011), precision (0.6671 vs. 0.6564), recall (0.8807 vs. 0.8472), and F1-score (0.7591 vs. 0.7397).

4.4.2 Perceived usefulness does not differ, ease of use is greater for the customized LLMAaaS chatbot. For participants who had used both systems, paired t-tests were conducted to compare perceived usefulness and ease of use (see Table 3). For usefulness, no statistically significant difference was found between the customized LLMAaaS ($M = 4.01$, $SD = 0.71$) and ChatGPT ($M = 3.98$, $SD = 0.82$), $t(115) = 0.41$, $p = 0.68$, $d = 0.04$. For ease of use, ratings were statistically significantly higher for the customized LLMAaaS ($M = 4.59$, $SD = 0.65$) compared to ChatGPT ($M = 4.48$, $SD = 0.64$), $t(115) = 2.12$, $p = 0.04$, $d = 0.20$.

4.4.3 Between-subjects comparisons mostly align with within-subjects results. To complement the within-subject analyses, we conducted exploratory between-subject comparisons using Welch’s two-sample t-tests. These analyses included participants who reported regular use of only one system – either the university’s customized LLMAaaS chatbot ($n = 70$) or ChatGPT ($n = 217$). The full set of results is provided in Table E1; overall, the between-subjects results mostly aligned with the within-subjects results, and here we report only findings that deviated. Notably, participants who exclusively used the customized LLMAaaS chatbot reported significantly higher sustainability-aware AI usage compared to those who only used ChatGPT. In contrast, the significant within-subject difference in trust in favor of the customized LLMAaaS chatbot was not replicated in the between-subjects comparison. Similarly, the significant within-subject effect for perceived ease of use (favoring the customized LLMAaaS chatbot) was not statistically significant in the between-subjects analysis. All other outcomes, including privacy concerns, experienced hallucinations, cautious behavior toward hallucinations and perceived usefulness, showed consistent patterns across both analysis approaches. Given that ChatGPT Pro users are not subject to token limits, which may compromise the comparability of groups for sustainability-aware AI usage, we conducted an additional comparison between exclusive ChatGPT Free users ($n = 176$) and users of the customized LLMAaaS chatbot ($n = 70$). Detailed results are provided in Table E2. This analysis showed the same pattern of results as the full-sample between-subjects comparison, including significantly higher sustainability-aware AI usage among customized LLMAaaS users and no significant difference in trust.

4.4.4 Customized LLMAaaS chatbot is used mainly for academic purposes, ChatGPT for both academic and private purposes. Participants were instructed to respond to all dependent variable items with regard to their study- or work-related use of the AI systems in the context of their everyday university life. However, we also report on the overall usage tendencies that participants indicated across the private vs. work/study usage context. Participants who used both systems reported

using the customized LLMAaaS chatbot with a strong orientation toward study- or work-related contexts ($M = 5.48$, $SD = 0.81$; scale range: 1 – 6), whereas reported usage of ChatGPT was more balanced across the spectrum ($M = 3.32$, $SD = 1.61$). A paired samples t-test confirmed that this difference was statistically significant, $t(115) = 13.36$, $p < .001$, $d = 1.24$. Notably, 64.7% of participants selected the highest possible work/study-related option (6) for the customized LLMAaaS chatbot, while only 11.2% did so for ChatGPT.

5 Discussion

This study examined how customizations of LLMAaaS chatbots affect users' trust, perception and usage of such tools in the context of everyday university life. Our findings support the hypothesized differences in users' perceptions of the customized LLMAaaS chatbot versus ChatGPT in regard to trust, privacy and experienced hallucinations. In the following, we interpret the results and elaborate on challenges in achieving calibrated user perceptions of LLMAaaS. Finally, we discuss the theoretical and practical implications, as well as the limitations, of our study.

5.1 Understanding User Perceptions of a Customized LLMAaaS Chatbot vs. ChatGPT

Participants showed higher trust in the university's customized LLMAaaS chatbot compared to ChatGPT (H1). This finding supports the assumption that users draw on cues about the system such as the corporate interface design in their trust assessments. It also aligns with the underlying theory of trust in automation [57], which highlights process and purpose as key dimensions of user trust. Our findings support the relevance of these dimensions in shaping trust in LLM chatbots, as the customized LLMAaaS chatbot may have been perceived as more easily accessible and integrated into institutional structures (process), and as provided by a benevolent, responsible actor (purpose), thereby fostering greater trust. The result further supports our rationale that customizations may enhance user trust by increasing factors such as perceived openness or transparency of the system, which is consistent with previous findings [78, 91]. Moreover, it suggests that the role of familiarity in fostering interpersonal trust [3] might also be relevant in human–chatbot interactions.

The hypothesized moderation effect of trust in the university (H2) was not supported, i. e., the effect of system type on user trust did not depend on how much users trusted the university. Instead, both the system type (customized LLMAaaS chatbot) and higher trust in the university independently contributed to higher trust in the system. This finding may reflect the influence of users' general propensity to trust, that is, a dispositional tendency to attribute trustworthiness across different social and technological entities [45, 70]. Overall, the results point to additive rather than interactive effects of system type and trust in the university on users trust in the system.

We found no statistically significant difference in how cautious participants behaved toward hallucinations between the customized LLMAaaS chatbot and ChatGPT (H3). However, participants reported more experienced hallucinations with ChatGPT than with the customized LLMAaaS chatbot (H4). This combination of results is noteworthy as we expected that the same customizations of the LLMAaaS chatbot, the absence of an in-chat hallucination warning and the corporate design, would jointly reduce users' alertness toward hallucinations, thereby leading to both less cautious behavior and fewer reported hallucinations. However, our findings only support the latter. While the lack of an effect for H3 could be due to the low internal consistency of our self-developed scale for cautious behavior, we discuss further possible interpretations. One possible explanation for this pattern is that interface customizations may have reduced users' mental alertness only to a limited degree. This may have influenced the detection of hallucinations, which rely more on automatic or intuitive processes. However, it may not have affected more reflective, effortful strategies for preventing hallucinations or verifying outputs. These interpretations gain further nuance when considered alongside

our exploratory benchmark evaluations. TruthfulQA directly assessed hallucination generation and indicated that the LLMAaaS chatbot in fact produced more hallucinated answers than ChatGPT. In contrast, HaluEval evaluated hallucination detection performance and showed that the university chatbot slightly outperformed ChatGPT. Taken together, these results suggest a miscalibration between users' perceptions and objective performance: although participants perceived the customized chatbot as less hallucination-prone, benchmark evidence indicates that it may generate hallucinations more frequently, while at the same time showing somewhat stronger abilities in recognizing them. This discrepancy underscores the role of trust-inducing cues and institutional framing in shaping users' vigilance toward hallucinations, potentially leading to an underestimation of risks.

Higher privacy perceptions were observed for the customized LLMAaaS chatbot compared to ChatGPT (H5). These results relate to actual system differences in terms of privacy safeguards (see Figure 1). Additionally, users might have associated the university-hosted system with more responsible or secure data practices due to its institutional branding in the interface design or login-based access within the university network. Prior work has shown that strong corporate branding can reduce perceived privacy risks and increase users' willingness to disclose personal information online [51, 73, 108]. In line with this reasoning, the university's institutional branding may have served as a trust signal, e. g., leading users to perceive the system as more accountable and less likely to monetize their data. These findings highlight the role of contextual design cues in shaping perceived privacy and suggest that institutional trust signals may function as privacy heuristics in AI-mediated interaction.

Participants did not report more sustainability-aware AI usage when interacting with the customized LLMAaaS chatbot compared to ChatGPT (H6). This finding stands in contrast to previous work showing that making resource consumption visible can foster more sustainable behavior [83, 88]. Notably, the exploratory between-subjects comparisons showed different results: users who exclusively used the customized LLMAaaS chatbot reported more sustainability-aware AI usage than those who exclusively used ChatGPT (this finding also held true when comparing LLMAaaS-exclusive users to users of the free, token-restricted ChatGPT version). Interestingly, LLMAaaS-exclusive users also reported higher sustainability-aware AI usage than the group of users of both systems showed for either the LLMAaaS chatbot or ChatGPT. This pattern could reflect underlying differences between user groups, such that individuals who use only the customized LLMAaaS chatbot may differ systematically in values [93] or usage motivations [113] that relate to more sustainability-aware AI behavior. Alternatively, lower sustainability-aware AI usage associated with ChatGPT might originate from characteristics of the system itself (e. g., no token usage visualization; low-barrier access across devices, including as a mobile app) and carry over to other systems used by the same person. While these interpretations remain speculative, they highlight a promising avenue for future research on how individual traits or system characteristics may shape sustainability-aware AI usage.

Overall, our results support the assumption that customization-related process and purpose cues enhance user trust, and that institutional framing contributes to privacy perceptions. However, they also raise questions about whether such cues affect deliberate behaviors, such as cautious behavior toward hallucinations. The lack of moderation by institutional trust and the mixed results on sustainability-aware AI use suggest that, alongside customization effects, individual traits – such as the propensity to trust or sustainability-related values – might represent a complementary factor that is worth examining in future work on human–AI interaction.

5.2 How Calibrated Are Participants' Perceptions of the Chatbots?

The concept of calibration has previously been considered primarily in relation to trust [57, 80]. In this study, we conceptualize the concept of calibration more broadly and build on the TrAM model [90] by linking actual system

features with perceived system characteristics via cues experienced by the user. In general, we see that users displayed higher trust, perceived greater privacy and experienced less hallucinations with the customized LLMAaaS chatbot. At first glance, this suggests that users are able to calibrate their perceptions towards an LLM chatbot, as, e. g., the university’s customized chatbot has stronger privacy safeguards and users have less concerns. However, we question whether the extent of the perceived difference is justified and if users’ consequent behavior is “right”. First, we question how well users understand the differences between the systems, given the results of the knowledge test (see [Section 4.3](#)). Second, an appropriate calibrated perception is further questioned by the results of the hallucination benchmark evaluations, which allowed us to relate users’ subjective experiences to objective performance metrics under standardized conditions. The results showed that, although participants perceived fewer hallucinations with the customized LLMAaaS, objective metrics suggest that this system was at least equally, if not more, prone to hallucinations. Accordingly, the anticipated link between the system’s lower temperature setting and reduced hallucination tendency (see [Figure 1](#)) did not hold. In sum, this divergence highlights a critical gap in users’ hallucination alertness calibration, that is, their ability to align vigilance against hallucinations with the system’s actual risk. Users may underestimate the risk of hallucinations due to trust-inducing cues such as branding, institutional context, and lack of persistent warnings, potentially compromising critical engagement with LLM outputs. When this finding is considered alongside the significantly higher perceived privacy in LLMAaaS, the question arises as to whether users are overtrusting the customized LLMAaaS chatbot.

The results of this study advance the concept of calibrated trust by extending it to broader calibrated system perceptions, including privacy perception calibration and hallucination alertness calibration. By integrating the TrAM framework, we have demonstrated the importance of providing users with accurate system information, particularly in relation to customizations, via cues to enable calibrated system perceptions that support safe and appropriate use.

5.3 Implications

5.3.1 Theoretical Implications.

Calibrated user perceptions and the role of cues. Our study adds to the mixed findings on calibrated trust [112], by showing that customizations of an LLMAaaS chatbot influence users’ trust significantly, even when their knowledge of actual system differences is limited. Furthermore, we extended the concept of calibration to LLM hallucinations and privacy, highlighting the significance of calibrated AI perceptions and use in other aspects. We also extended the TrAM framework [90] by applying it to users’ perceived privacy and self-reported experienced hallucinations. Our results indicate that customizations of LLMAaaS chatbots are perceived by users in the form of cues and can have a significant impact on their perceived privacy, trust in the system and experienced hallucinations. These findings suggest that the TrAM is particularly useful for identifying points in the user experience where misalignments between users’ perceptions and the system’s actual characteristics may occur. This makes it a valuable framework for scholars and practitioners to use when identifying or refining existing cues, or when introducing new ones, in order to foster more calibrated user perceptions.

Our findings also open up important avenues for future research on the cues underlying user judgments of AI systems. While we showed that system customizations influence user perceptions of trust, privacy, and hallucinations, it remains an open question which specific cues users rely on most when forming such judgments. A key next step for theory development in the area of calibrated AI use is to investigate what kinds of cues users notice, which ones they consider most relevant, and how well these cues reflect the actual characteristics of the system. Future studies should

seek to systematically compare different cues in terms of their influence on user perceptions and their alignment with actual system properties in order to better understand how (mis)calibrations emerge in practice.

New Directions for User Hallucination Detection Research. This work stimulates new directions for research on the users’ detection of LLM hallucinations, particularly regarding usage context and task characteristics. Prior work has mainly focused on individual-level factors [33], explanation formats [87], and information characteristics [99], but has paid less attention to how system use itself shapes hallucination detection. Our results point to notable differences in the broader usage context of the two systems. Although participants were instructed to answer the questionnaire items with regard to their work- or study-related use, the reported overall usage patterns diverged substantially: within the subsample of both systems users, the customized LLMAaaS chatbot was primarily used for academic or professional tasks, whereas ChatGPT use was more evenly distributed between private and academic contexts (see Section 4.4.4). It remains an open question whether such contextual differences affect users’ expectations, vigilance, or standards for verifying outputs, and consequently their likelihood of noticing hallucinations. In addition to context, future research should also consider how different usage purposes influence hallucination alertness and detection. Beyond broad categories such as information search or text creation, more nuanced dimensions of purpose, such as task complexity, topical domain, or the type of user goal (e. g., idea generation vs. factual information retrieval), might influence how carefully outputs are evaluated. Addressing these aspects through controlled experiments could enrich existing research and provide a more comprehensive understanding of hallucination detection.

5.3.2 Practical Implications. Our study provides valuable insights for organizations considering the adaption of a customized LLMAaaS chatbot and those actively running one.

Supporting calibrated user perceptions. Most importantly, we advise institutions deploying LLMAaaS chatbots to pay attention to the potential discrepancy between the actual and perceived trustworthiness of the system, i. e., ensuring that user perceptions are calibrated correctly in relation to the characteristics of the system. In particular, developers and deployers should ensure that surface-level cues do not create a false impression of the system’s capabilities or privacy safeguards. This could involve actively communicating residual risks, providing context-specific warnings, and offering transparency tools to foster better calibration. The results of our study showed that although a system might not hallucinate less, it can be perceived to do so. Therefore, we strongly suggest implementing a hallucination warning in the user interface. Previous research has shown that warnings can increase hallucination detection without significantly affecting perceived truthfulness of genuine content [75]. Similarly, Bo et al. [18] found that adding a persistent disclaimer below the LLM output was the most effective at improving users’ appropriate reliance in a complex problem-solving task (“Remember to verify this information and adapt it to your specific problem as I may not have complete information about your context.”). Building on this, additional warnings could be provided when the system offers links, encouraging users to verify their accuracy and relevance to their request before using them for further purposes, e. g., in academic writing. Moreover, confidence scores presented alongside generated output and links connecting system responses to the source documents used to generate them could be effective transparency tools to support calibrated user perceptions [58, 87].

At an institutional level, measures could include a mandatory online course providing information on the risks, limitations, and particularities of the system, which users would have to complete to activate their account for using LLMAaaS chatbots. One helpful customization that could support the calibrated use of a university’s LLMAaaS chatbot would be to integrate a dedicated “audit-assist” mode with structured, example-driven scaffolding features that guide

users through systematic audits of model behavior. Such scaffolding, as shown in a recent study [85], can improve students' critical engagement with LLMs, including their ability to identify biases. Furthermore, alerts could be added to the interface when users ask for medical, legal or financial advice, or when they enter personal data (e. g., names, email addresses, etc.), to facilitate critical output evaluation in high-risk contexts. To encourage appropriate user behavior particularly in relation to privacy, one option for developers of LLMAaaS chatbots would be to integrate user-led data minimization tools that help users detect and remove personal information from their prompts [117].

Another promising institutional measure is the integration of usage analytics and feedback loops. By collecting anonymized data on chatbot interactions (e. g., hallucination reports, privacy concerns, trust difficulties) and combining them with periodic user feedback, universities can continuously monitor risks and adapt training or interface features accordingly. Such human-in-the-loop monitoring can help calibrate user perceptions with actual system performance, ensuring that trust remains both appropriate and evidence-based.

Supporting sustainable AI usage. Moving on, organizations could also use customizations to support sustainable AI usage. Although our within-subject analysis did not support H6 regarding sustainability-aware AI use, the significant between-subject difference suggests that customization features, such as displaying the token contingent in the interface, may encourage more sustainable usage behavior. Institutions might leverage such design choices to align AI usage with broader sustainability goals. The token contingent displayed in the chatbot's user interface is one promising option, while further customizations could include intuitive labels indicating resource efficiency or environmental impact of different models, such as care-label-inspired badges with color-coded usage indicators for energy consumption and runtime [38, 39].

User acceptance as a baseline. For decision makers in organizations, our findings indicate that introducing customized LLMAaaS chatbots can build on a solid baseline of user acceptance. Some customizations may even improve perceived ease of use compared to established commercial LLM chatbots. The exploratory analyses showed that, while users found both systems equally useful, they indicated higher ease of use for the customized LLMAaaS chatbot compared to ChatGPT. These findings are valuable in terms of the applicability of customized LLMAaaS chatbots in real-world institutional contexts, given that these two variables are key factors in predicting user acceptance of technologies [34], a link that has also been shown for AI systems [29, 54].

5.4 Limitations

The study has limitations that need to be taken into account in the interpretation of the results and suggest avenues for future research.

First, our main analyses were based on a within-subjects subsample of users who had experience with both systems. While this group enables controlled comparisons, it may also introduce a self-selection bias. Although key effects (e. g., privacy and hallucinations) were replicated in the between-subjects analysis, sustainability-aware AI usage was only significant in the between-subjects comparison. Future studies should therefore examine the generalizability of our findings across user groups (e. g., students vs. employees; single-system vs. multi-system users).

Second, we did not control for potential order effects in the questionnaire. Due to the limited configuration options on the university's internal survey platform, the university's LLMAaaS chatbot was always evaluated before ChatGPT. While this ordering was consistent for all participants and unlikely to explain system-specific effects alone, it remains a potential confound. Future studies should employ counterbalanced survey designs to rule out such effects.

Third, our study relied exclusively on self-report measures. Future studies should incorporate behavioral data, such as prompt input, output verification actions, or system usage logs, to complement self-reports. Furthermore, the internal consistency of our newly developed scale measuring cautious behaviour towards hallucinations was low. This may be due to heterogeneity in the construct, as it includes both proactive (e. g., adjusting prompts) and reactive (e. g., checking outputs) strategies. Future research should consider splitting and extending this scale to better distinguish between these dimensions and improve psychometric quality.

Fourth, although we conducted a priori power analyses, our within-subjects sample ($n = 116$) fell short of the planned size ($n = 250$). While sufficient for detecting medium effects, smaller effects, such as differences in cautious behavior or sustainability-aware AI use, may have gone undetected.

Fifth, the study design does not allow for causal interpretations. While one key strength of our study is that we surveyed real users in a naturalistic setting, thereby generating findings with high ecological validity, this comes at a cost of lower internal validity. This could be addressed in future research through the use of controlled experimental designs to isolate the effects of individual features, while longitudinal studies may shed light on how user perceptions evolve over time. Such designs could also examine potential causal links between specific user perceptions, e. g., user trust and experienced hallucinations.

Sixth, the systems differed not only in branding and context, but also in available features, e. g., ChatGPT supports voice input, web search, and file uploads, which the university chatbot does not. While we did not focus on these differences, they may have influenced user perceptions such as ease of use or perceived privacy. Future research should examine how specific features shape system evaluations.

Finally, we see potential for qualitative follow-up research to better understand how and why the patterns observed in our quantitative findings emerge. Several open-ended comments from participants hint at meaningful underlying reasoning and motivations, e. g.: “I always use [the university chatbot] when I have concerns about data privacy regarding the content submitted to ChatGPT.” Future studies could conduct in-depth interviews with users to explore the use of cues in system assessments and decision-making strategies when choosing between different LLM chatbots.

5.5 Conclusion

We examined how user-salient customizations in LLMAaaS chatbots, such as institutional branding and interface changes, shape user perceptions and behavior. Participants reported greater trust, fewer perceived hallucinations, and lower privacy concerns when using the university’s customized chatbot compared to ChatGPT – despite both systems being based on the same underlying LLM technology. These differences highlight the influence of contextual and interface-level cues on users’ system assessments. Our findings emphasize the importance of calibrated user perceptions not only with regard to trustworthiness, but also in relation to privacy and hallucination risk. In doing so, our work contributes to the TrAM and the concept of calibrated trust, expanding both to include more facets of human-AI interaction. Practically, we provide evidence-based guidance on AI implementation. The careful design of interfaces, features, and integration strategies for LLMAaaS chatbots can promote their appropriate use in line with their risks and limitations.

We encourage future research to explore which specific cues users rely on when forming their perceptions and how such alignments affect downstream behavior. Our work therefore opens new research directions to investigate how customization aspects impact users.

Acknowledgments

We would like to thank Markus Pauly, Nico Föge, and Daniel Klippert for their valuable support with the statistical analyses. We are also grateful to Lin Kyi, Gabriel Lima, and Yixin Zou for their helpful feedback. Our sincere thanks go to all participants for contributing their time and insights, as well as to the involved university stakeholders for their continuous support in enabling this study.

This work was supported by the Research Center Trustworthy Data Science and Security (<https://rc-trust.ai>), one of the Research Alliance Centers within the UA Ruhr (<https://uaruhr.de>).

References

- [1] Martin Abadi, Andy Chu, Ian Goodfellow, H Brendan McMahan, Ilya Mironov, Kunal Talwar, and Li Zhang. 2016. Deep Learning with Differential Privacy. In *Proceedings of the 2016 ACM SIGSAC Conference on Computer and Communications Security*. Association for Computing Machinery, New York, NY, USA, 308–318. doi:10.1145/2976749.2978318
- [2] Ahmed Samir Abdelhafiz, Asmaa Ali, Ayman Mohamed Maaly, Hany Hassan Ziady, Eman Anwar Sultan, and Mohamed Anwar Mahgoub. 2024. Knowledge, Perceptions and Attitude of Researchers Towards Using ChatGPT in Research. *Journal of Medical Systems* 48, 1 (Feb 2024), 26. doi:10.1007/s10916-024-02044-4
- [3] Gene M. Alarcon, Joseph B. Lyons, and James C. Christensen. 2016. The effect of propensity to trust and familiarity on perceptions of trustworthiness over time. *Personality and Individual Differences* 94 (2016), 309–315. doi:10.1016/j.paid.2016.01.031
- [4] Abdulrazzaq Qasem Ali, Abu Bakar Md. Sultan, Abdul Azim Abd Ghani, and Hazura Zulzalil. 2019. A Systematic Mapping Study on the Customization Solutions of Software as a Service Applications. *IEEE Access* 7 (2019), 88196–88217. doi:10.1109/ACCESS.2019.2925499
- [5] Mutahar Ali, Arjun Arunasalam, and Habiba Farrukh. 2025. Understanding Users’ Security and Privacy Concerns and Attitudes Towards Conversational AI Platforms. In *2025 IEEE Symposium on Security and Privacy (SP)*. IEEE, San Francisco, CA, USA, 298–316. doi:10.1109/SP61157.2025.00241
- [6] Fahad Aljamaan, Majed Temsah, Ibrahim Altamimi, Abdulrahman Al-Eyadhy, Ammar Jamal, Khalid Alhasan, Tariq Mesallam, Mohammed Farahat, and Khalid Malki. 2024. Reference Hallucination Score for Medical Artificial Intelligence Chatbots: Development and Usability Study. *JMIR Medical Informatics* 12 (2024), e54345. doi:10.2196/54345
- [7] Enas Almanasreh, Rebekah Moles, and Timothy F. Chen. 2019. Evaluation of methods used for estimating content validity. *Research in social & administrative pharmacy : RSAP* 15, 2 (2019), 214–221. doi:10.1016/j.sapharm.2018.03.066
- [8] Sara Amani, Lance White, Trini Balart, Laksha Arora, Kristi J. Shryock, Kelly Brumbelow, and Karan L. Watson. 2023. Generative AI Perceptions: A Survey to Measure the Perceptions of Faculty, Staff, and Students on Generative AI Tools in Academia. arXiv:2304.14415
- [9] Ilaria Amaro, Paola Barra, Attilio Della Greca, Rita Francese, and Cesare Tucci. 2024. Believe in Artificial Intelligence? A User Study on the ChatGPT’s Fake Information Impact. *IEEE Transactions on Computational Social Systems* 11, 4 (2024), 5168–5177. doi:10.1109/TCSS.2023.3291539
- [10] Gautham Arun, Vivek Perumal, Francis Paul John Bato Urias, Yee Ern Ler, Brandon W. T. Tan, Ravi Vallabhajosyula, Su-Hua Shao, Dinesh Kumar Kandasamy, and Kamarul Amin Abdullah. 2024. ChatGPT versus a customized AI chatbot (Anatbuddy) for anatomy education: A comparative pilot study. *Anatomical Sciences Education* 17, 4 (Jul 2024), 1396–1405. doi:10.1002/ase.2502
- [11] Paul Ashley, Satoshi Hada, Günter Karjoth, and Matthias Schunter. 2002. E-P3P privacy policies and privacy authorization. In *Proceedings of the 2002 ACM Workshop on Privacy in the Electronic Society (Washington, DC) (WPES ’02)*. Association for Computing Machinery, New York, NY, USA, 103–109. doi:10.1145/644527.644538
- [12] Agathe Balayn, Mireia Yurrita, Fanny Rancourt, Fabio Casati, and Ujwal Gadiraju. 2025. Unpacking Trust Dynamics in the LLM Supply Chain: An Empirical Exploration to Foster Trustworthy LLM Production & Use. In *Proceedings of the 2025 CHI Conference on Human Factors in Computing Systems (CHI ’25)*. Association for Computing Machinery, New York, NY, USA, Article 1103, 20 pages. doi:10.1145/3706598.3713787
- [13] Sourav Banerjee, Ayushi Agarwal, and Saloni Singla. 2024. LLMs Will Always Hallucinate, and We Need to Live With This. arXiv:2409.05746 [stat.ML]
- [14] Liam Barkley and Brink van der Merwe. 2024. Investigating the Role of Prompting and External Tools in Hallucination Rates of Large Language Models. arXiv:2410.19385 [cs.CL]
- [15] Douglas Bates, Martin Mächler, Ben Bolker, and Steve Walker. 2015. Fitting Linear Mixed-Effects Models Using lme4. *Journal of Statistical Software* 67, 1 (2015), 1–48. doi:10.18637/jss.v067.i01
- [16] Ralf Bender and Stefan Stefan Lange. 2001. Adjusting for multiple testing—when and how? *Journal of Clinical Epidemiology* 54, 4 (2001), 343–349. doi:10.1016/S0895-4356(00)00314-0
- [17] Preeti Bhaskar, Pankaj Misra, and Gaurav Chopra. 2024. Shall I use ChatGPT? A study on perceived trust and perceived risk towards ChatGPT usage by teachers at higher education institutions. *International Journal of Information and Learning Technology* 41, 4 (2024), 428–447. doi:10.1108/IJILT-11-2023-0220

- [18] Jessica Y Bo, Sophia Wan, and Ashton Anderson. 2025. To Rely or Not to Rely? Evaluating Interventions for Appropriate Reliance on Large Language Models. In *Proceedings of the 2025 CHI Conference on Human Factors in Computing Systems (CHI '25)*. Association for Computing Machinery, New York, NY, USA, Article 905, 23 pages. doi:10.1145/3706598.3714097
- [19] Wasja Brunotte, Alexander Specht, Larissa Chazette, and Kurt Schneider. 2023. Privacy explanations – A means to end-user trust. *Journal of Systems and Software* 195 (2023), 111545. doi:10.1016/j.jss.2022.111545
- [20] Zana Bućinca, Maja Barbara Malaya, and Krzysztof Z. Gajos. 2021. To Trust or to Think: Cognitive Forcing Functions Can Reduce Overreliance on AI in AI-assisted Decision-making. *Proc. ACM Hum.-Comput. Interact.* 5, CSCW1, Article 188 (April 2021), 21 pages. doi:10.1145/3449287
- [21] Tove Bøe. 2018. E-learning technology and higher education: the impact of organizational trust. *Tertiary Education and Management* 24, 4 (2018), 362–376. doi:10.1080/13583883.2018.1465991
- [22] Fabio Casati, Kannan Govindarajan, Baskar Jayaraman, Aniruddha Thakur, Sriram Palapudi, Firat Karakusoglu, and Debu Chatterjee. 2019. Operating Enterprise AI as a Service. In *Service-Oriented Computing. ICSOC 2019. Lecture Notes in Computer Science*, Slimane Yangui, Ines Bouassida Rodriguez, Khalil Drira, and Zahir Tari (Eds.). Vol. 11895. Springer, Cham, Switzerland. doi:10.1007/978-3-030-33702-5_25
- [23] Mikaël Chelli, Jules Descamps, Vincent Lavoué, Christophe Trojani, Michel Azar, Marcel Deckert, Jean-Luc Raynier, Gilles Clowez, Pascal Boileau, and Caroline Ruetsch-Chelli. 2024. Hallucination Rates and Reference Accuracy of ChatGPT and Bard for Systematic Reviews: Comparative Analysis. *J Med Internet Res* 26 (22 May 2024), e53164. doi:10.2196/53164
- [24] Muhao Chen, Chaowei Xiao, Huan Sun, Lei Li, Leon Derczynski, Anima Anandkumar, and Fei Wang. 2024. Combating Security and Privacy Issues in the Era of Large Language Models. In *Proceedings of the 2024 Conference of the North American Chapter of the Association for Computational Linguistics: Human Language Technologies (Volume 5: Tutorial Abstracts)*, Rui Zhang, Nathan Schneider, and Snigdha Chaturvedi (Eds.). Association for Computational Linguistics, Mexico City, Mexico, 8–18. doi:10.18653/v1/2024.naacl-tutorials.2
- [25] Xiaoyi Chen, Siyuan Tang, Rui Zhu, Shijun Yan, Lei Jin, Zihao Wang, Liya Su, Zhikun Zhang, Xiaofeng Wang, and Haixu Tang. 2024. The Janus Interface: How Fine-Tuning in Large Language Models Amplifies the Privacy Risks. In *Proceedings of the 2024 on ACM SIGSAC Conference on Computer and Communications Security (Salt Lake City, UT, USA) (CCS '24)*. Association for Computing Machinery, New York, NY, USA, 1285–1299. doi:10.1145/3658644.3690325
- [26] Yun Chen, Sarah Jensen, Laura J. Albert, Nichole L. Pinkard, and Michael A. Chilton. 2023. Artificial Intelligence (AI) Student Assistants in the Classroom: Designing Chatbots to Support Student Success. *Information Systems Frontiers* 25 (Feb. 2023), 161–182. doi:10.1007/s10796-022-10291-4
- [27] Z. Chkirbene, R. Hamila, A. Gouissem, and U. Devrim. 2024. Large Language Models (LLM) in Industry: A Survey of Applications, Challenges, and Trends. In *2024 IEEE 21st International Conference on Smart Communities: Improving Quality of Life using AI, Robotics and IoT (HONET)*. IEEE, Doha, Qatar, 229–234. doi:10.1109/HONET63146.2024.10822885
- [28] Avishek Choudhury and Hamid Shamszade. 2023. Investigating the Impact of User Trust on the Adoption and Use of ChatGPT: Survey Analysis. *J Med Internet Res* 25 (14 Jun 2023), e47184. doi:10.2196/47184
- [29] H. Choung, P. David, and A. Ross. 2022. Trust in AI and Its Role in the Acceptance of AI Technologies. *International Journal of Human-Computer Interaction* 39, 9 (2022), 1727–1739. doi:10.1080/10447318.2022.2050543
- [30] Jeff Christensen, Jared M. Hansen, and Paul Wilson. 2024. Understanding the role and impact of Generative Artificial Intelligence (AI) hallucination within consumers' tourism decision-making processes. *Current Issues in Tourism* 28, 4 (2024), 545–560. doi:10.1080/13683500.2023.2300032
- [31] James Cobbe and Jatinder Singh. 2021. Artificial intelligence as a service: Legal responsibilities, liabilities, and policy challenges. *Computer Law & Security Review* 42 (2021), 105573. doi:10.1016/j.clsr.2021.105573
- [32] Jennifer Cobbe, Michael Veale, and Jatinder Singh. 2023. Understanding accountability in algorithmic supply chains. In *Proceedings of the 2023 ACM Conference on Fairness, Accountability, and Transparency (Chicago, IL, USA) (FAccT '23)*. Association for Computing Machinery, New York, NY, USA, 1186–1197. doi:10.1145/3593013.3594073
- [33] Canh Thien Dang and An Nguyen. 2025. Distinguishing Fact from Fiction: Student Traits, Attitudes, and AI Hallucination Detection in Business School Assessment. arXiv:2506.00050 [cs.CY]
- [34] Fred D Davis. 1989. Perceived usefulness, perceived ease of use, and user acceptance of information technology. *MIS quarterly* 13, 3 (1989), 319–340. doi:10.2307/249008
- [35] Ewart J. de Visser, Marvin Cohen, Amos Freedy, and Raja Parasuraman. 2014. A Design Methodology for Trust Cue Calibration in Cognitive Agents. In *Virtual, Augmented and Mixed Reality: Designing and Developing Virtual and Augmented Environments*. Lecture Notes in Computer Science, Vol. 8525. Springer, Cham, Cham, Switzerland, 194–204. doi:10.1007/978-3-319-07458-0_24
- [36] Lorenzo Diaferia, Ivo Blohm, Leonardo Maria De Rossi, and Gianluca Salvietti. 2022. When Standard Is Not Enough: A Conceptualization of AI Systems' Customization and its Antecedents. In *ICIS 2022 Proceedings*. Association for Information Systems, Copenhagen, Denmark, 8. https://aisel.aisnet.org/icis2022/is_implement/is_implement/8
- [37] Ali Doosthosseini, Jonathan Decker, Hendrik Nolte, and Julian M. Kunkel. 2024. Chat AI: A Seamless Slurm-Native Solution for HPC-Based Services. arXiv:2407.00110
- [38] R. Fischer, T. Liebig, and K. Morik. 2024. Towards more sustainable and trustworthy reporting in machine learning. *Data Mining and Knowledge Discovery* 38 (2024), 1909–1928. doi:10.1007/s10618-024-01020-3
- [39] Raphael Fischer, Magdalena Wischniewski, Alexander van der Staay, Katharina Poitz, Christian Janiesch, and Thomas Liebig. 2025. Bridging the Communication Gap: Evaluating AI Labeling Practices for Trustworthy AI Development. arXiv:2501.11909 [cs.AI]

- [40] Wensheng Gan, Shicheng Wan, and Philip S. Yu. 2023. Model-as-a-Service (MaaS): A Survey. In *2023 IEEE International Conference on Big Data (BigData)*. IEEE, Sorrento, Italy, 4636–4645. doi:10.1109/BigData59044.2023.10386351
- [41] Zhiyun Gong, Shivani Birajdar, Tam Cao, Yi Qing Khoo, Chia-fang Chung, Yassi Moghaddam, Anbang Xu, Hridhay Mehta, Aaditya Shukla, Zhilin Wang, and Rama Akkiraju. 2024. Enhancing Trust in LLM Chatbots for Workplace Support through User Experience Design and Prompt Engineering. In *The Human Side of Service Engineering. AHFE (2024) International Conference (AHFE Open Access, Vol. 143)*. AHFE International, USA, 139–149. doi:10.54941/ahfe1005092
- [42] Andrew D. Gordon, Carina Negreanu, José Cambronero, Rasika Chakravarthy, Ian Drosos, Hao Fang, Bhaskar Mitra, Hannah Richardson, Advait Sarkar, Stephanie Simmons, Jack Williams, and Ben Zorn. 2023. Co-audit: tools to help humans double-check AI-generated content. arXiv:2310.01297 [cs.HC]
- [43] Nora Graves, Vitus Larriue, Yingyue Trace Zhang, Joanne Peng, Varun Nagaraj Rao, Yuhang Liu, and Andrés Monroy-Hernández. 2025. GPTFootprint: Increasing Consumer Awareness of the Environmental Impacts of LLMs. In *Proceedings of the Extended Abstracts of the CHI Conference on Human Factors in Computing Systems*, Naomi Yamashita, Vanessa Evers, Koji Yatani, and Xianghua Ding (Eds.). ACM, New York, NY, USA, 1–16. doi:10.1145/3706599.3719708
- [44] Valiollah Hajipour, Saeid Hekmat, and Mehdi Amini. 2023. A value-oriented Artificial Intelligence-as-a-Service business plan using integrated tools and services. *Decision Analytics Journal* 8 (2023), 100302. doi:10.1016/j.dajour.2023.100302
- [45] Marita Heyns and Sebastiaan Rothmann. 2015. Dimensionality of trust : an analysis of the relations between propensity, trustworthiness and trust. *SA Journal of Industrial Psychology* 41, 1 (2015), 1–12. doi:10.4102/sajip.v41i1.1263
- [46] Sture Holm. 1979. A Simple Sequentially Rejective Multiple Test Procedure. *Scandinavian Journal of Statistics* 6, 2 (jun 1979), 65–70. <http://www.jstor.org/stable/4615733>
- [47] Chin-Lung Hsu and Judy C. Lin. 2018. Exploring Factors Affecting the Adoption of Internet of Things Services. *Journal of Computer Information Systems* 58, 1 (2018), 49–57. doi:10.1080/08874417.2016.1186524
- [48] Lei Huang, Weijiang Yu, Weitao Ma, Weihong Zhong, Zhangyin Feng, Haotian Wang, Qianglong Chen, Weihua Peng, Xiaocheng Feng, Bing Qin, and Ting Liu. 2025. A Survey on Hallucination in Large Language Models: Principles, Taxonomy, Challenges, and Open Questions. *ACM Trans. Inf. Syst.* 43, 2, Article 42 (Jan. 2025), 55 pages. doi:10.1145/3703155
- [49] Yue Huang, Qihui Zhang, Philip S. Y, and Lichao Sun. 2023. TrustGPT: A Benchmark for Trustworthy and Responsible Large Language Models. arXiv:2306.11507 [cs.CL]
- [50] Umar Iqbal, Tadayoshi Kohno, and Franziska Roesner. 2024. LLM Platform Security: Applying a Systematic Evaluation Framework to OpenAI’s ChatGPT Plugins. In *Proceedings of the AAAI/ACM Conference on AI, Ethics, and Society. AIES* 7, 1, 611–623. doi:10.1609/aies.v7i1.31664
- [51] Shalini Jain, Soumya Basu, Yogesh K. Dwivedi, and Sarbjit Kaur. 2022. Interactive Voice Assistants—Does Brand Credibility Assuage Privacy Risks? *Journal of Business Research* 139 (2022), 701–717. doi:10.1016/j.jbusres.2021.10.007
- [52] Nikhil Kandpal, Krishna Pillutla, Alina Oprea, Peter Kairouz, Christopher A. Choquette-Choo, and Zheng Xu. 2024. User Inference Attacks on Large Language Models. In *Proceedings of the 2024 Conference on Empirical Methods in Natural Language Processing*, Yaser Al-Onaizan, Mohit Bansal, and Yun-Nung Chen (Eds.). Association for Computational Linguistics, Miami, Florida, USA, 18238–18265. doi:10.18653/v1/2024.emnlp-main.1014
- [53] Shivani Kapania, Ruiyi Wang, Toby Jia-Jun Li, Tianshi Li, and Hong Shen. 2025. ‘I’m Categorizing LLM as a Productivity Tool’: Examining Ethics of LLM Use in HCI Research Practices. *Proc. ACM Hum.-Comput. Interact.* 9, 2, Article CSCW102 (May 2025), 26 pages. doi:10.1145/3711000
- [54] Sage Kelly, Sherrie-Anne Kaye, and Oscar Oviedo-Trespalacios. 2023. What factors contribute to the acceptance of artificial intelligence? A systematic review. *Telematics and Informatics* 77 (2023), 101925. doi:10.1016/j.tele.2022.101925
- [55] Sunnie S. Y. Kim, Q. Vera Liao, Mihaela Vorvoreanu, Stephanie Ballard, and Jennifer Wortman Vaughan. 2024. ‘I’m Not Sure, But...’: Examining the Impact of Large Language Models’ Uncertainty Expression on User Reliance and Trust. In *Proceedings of the 2024 ACM Conference on Fairness, Accountability, and Transparency (Rio de Janeiro, Brazil) (FAccT ’24)*. Association for Computing Machinery, New York, NY, USA, 822–835. doi:10.1145/3630106.3658941
- [56] Emanuele La Malfa, Aleksandar Petrov, Simon Frieder, Christoph Weinhuber, Ryan Burnell, Raza Nazar, Anthony G. Cohn, Nigel Shadbolt, and Michael Wooldridge. 2023. Language Models as a Service: Overview of a New Paradigm and its Challenges. arXiv:2309.16573
- [57] John D Lee and Katrina A See. 2004. Trust in automation: Designing for appropriate reliance. *Human factors* 46, 1 (2004), 50–80. doi:10.1518/hfes.46.1.50_30392
- [58] Florian Leiser, Sven Eckhardt, Merlin Knaeble, Alexander Maedche, Gerhard Schwabe, and Ali Sunyaev. 2023. From ChatGPT to FactGPT: A Participatory Design Study to Mitigate the Effects of Large Language Model Hallucinations on Users. In *MuC ’23: Mensch und Computer 2023 (Proceedings of Mensch und Computer)*. ACM Digital library, New York, NY, USA, 81–90. doi:10.1145/3603555.3603565
- [59] Kornel Lewicki, Michelle Seng Ah Lee, Jennifer Cobbe, and Jatinder Singh. 2023. Out of Context: Investigating the Bias and Fairness Concerns of “Artificial Intelligence as a Service”. In *Proceedings of the 2023 CHI Conference on Human Factors in Computing Systems (CHI ’23)*. Association for Computing Machinery, New York, NY, USA, Article 135, 17 pages. doi:10.1145/3544548.3581463
- [60] Junyi Li, Xiaoxue Cheng, Xin Zhao, Jian-Yun Nie, and Ji-Rong Wen. 2023. HaluEval: A Large-Scale Hallucination Evaluation Benchmark for Large Language Models. In *Proceedings of the 2023 Conference on Empirical Methods in Natural Language Processing*, Houda Bouamor, Juan Pino, and Kalika Bali (Eds.). Association for Computational Linguistics, Singapore, 6449–6464. doi:10.18653/v1/2023.emnlp-main.397
- [61] Tianshi Li, Sauvik Das, Hao-Ping (Hank) Lee, Dakuo Wang, Bingsheng Yao, and Zhiping Zhang. 2024. Human-Centered Privacy Research in the Age of Large Language Models. In *Extended Abstracts of the CHI Conference on Human Factors in Computing Systems (Honolulu, HI, USA) (CHI EA*

- '24). Association for Computing Machinery, New York, NY, USA, Article 581, 4 pages. doi:10.1145/3613905.3643983
- [62] Stephanie Lin, Jacob Hilton, and Owain Evans. 2022. TruthfulQA: Measuring How Models Mimic Human Falsehoods. In *Proceedings of the 60th Annual Meeting of the Association for Computational Linguistics (Volume 1: Long Papers)*, Smaranda Muresan, Preslav Nakov, and Aline Villavicencio (Eds.). Association for Computational Linguistics, Dublin, Ireland, 3214–3252. doi:10.18653/v1/2022.acl-long.229
- [63] Sebastian Lins, Konstantin D. Pandl, Heiner Teigeler, Scott Thiebes, Calvin Bayer, and Ali Sunyaev. 2021. Artificial Intelligence as a Service. *Bus Inf Syst Eng* 63 (Aug 2021), 441–456. doi:10.1007/s12599-021-00708-w
- [64] Paul Benjamin Lowry, Tom Roberts, and Bryce Caine. 2005. Familiarity Effects on Trust with Mobile Computing Device Websites. In *Proceedings of the 11th International Conference on Human-Computer Interaction (HCI 2005)*. Lawrence Erlbaum Associates, Las Vegas, NV, USA. <https://ssrn.com/abstract=669234>
- [65] Rongjun Ma, Caterina Maidhof, Juan Carlos Carrillo, Janne Lindqvist, and Jose Such. 2025. Privacy Perceptions of Custom GPTs by Users and Creators. In *Proceedings of the 2025 CHI Conference on Human Factors in Computing Systems (CHI '25)*. Association for Computing Machinery, New York, NY, USA, Article 237, 18 pages. doi:10.1145/3706598.3713540
- [66] Shuai Ma, Qiaoyi Chen, Xinru Wang, Chengbo Zheng, Zhenhui Peng, Ming Yin, and Xiaojuan Ma. 2025. Towards Human-AI Deliberation: Design and Evaluation of LLM-Empowered Deliberative AI for AI-Assisted Decision-Making. In *Proceedings of the 2025 CHI Conference on Human Factors in Computing Systems (CHI '25)*. Association for Computing Machinery, New York, NY, USA, Article 261, 23 pages. doi:10.1145/3706598.3713423
- [67] Cecily Mauran. 2023. Whoops, Samsung workers accidentally leaked trade secrets via ChatGPT. Mashable. Retrieved July 31, 2025 from <https://mashable.com/article/samsung-chatgpt-leak-details>
- [68] Roger C. Mayer, James H. Davis, and F. David Schoorman. 1995. An Integrative Model of Organizational Trust. *The Academy of Management Review* 20, 3 (1995), 709–734. <http://www.jstor.org/stable/258792>
- [69] Stephen McCarthy, Titiana Ertiö, Ciara Fitzgerald, and Nina Kahma. 2023. Sustainable Energy Behaviors through Green Information Systems: An Exploratory Study. In *2023 IEEE International Symposium on Technology and Society (ISTAS)*. IEEE, Swansea, United Kingdom, 1–8. doi:10.1109/ISTAS57930.2023.10306166
- [70] D. Harrison Mcknight, Michelle Carter, Jason Bennett Thatcher, and Paul F. Clay. 2011. Trust in a specific technology: An investigation of its components and measures. *ACM Trans. Manage. Inf. Syst.* 2, 2, Article 12 (July 2011), 25 pages. doi:10.1145/1985347.1985353
- [71] A. McWilliams and D. Siegel. 2001. Corporate Social Responsibility: a Theory of the Firm Perspective. *Academy of Management Review* 26, 1 (2001), 117–127. doi:10.5465/amr.2001.4011987
- [72] A. McWilliams, D.S. Siegel, and P.M. Wright. 2006. Corporate Social Responsibility: Strategic Implications. *Journal of Management Studies* 43, 1 (2006), 1–18. doi:10.1111/j.1467-6486.2006.00580.x
- [73] Stuart Myerscough, Ben Lowe, and Frank Alpert. 2008. Willingness to Provide Personal Information Online: The Role of Perceived Privacy Risk, Privacy Statements and Brand Strength. *Journal of Website Promotion* 2, 1–2 (2008), 115–140. doi:10.1080/1553361080210418
- [74] Radha Nagarajan, Midori Kondo, Franz Salas, Emre Sezgin, Yuan Yao, Vanessa Klotzman, Sandip A Godambe, Naqi Khan, Alfonso Limon, Graham Stephenson, Sharief Taraman, Nephi Walton, Louis Ehwerhemuepha, Jay Pandit, Deepti Pandita, Michael Weiss, Charles Golden, Adam Gold, John Henderson, Angela Shippy, Leo Anthony Celi, William R Hogan, Eric K Oermann, Terence Sanger, and Steven Martel. 2024. Economics and Equity of Large Language Models: Health Care Perspective. *J Med Internet Res* 26 (2024), e64226. doi:10.2196/64226
- [75] Mahjabin Nahar, Haeseung Seo, Eun-Ju Lee, Aiping Xiong, and Dongwon Lee. 2024. Fakes of Varying Shades: How Warning Affects Human Perception and Engagement Regarding LLM Hallucinations. arXiv:2404.03745 [cs.HC]
- [76] A. Neumann, E. Kirsten, M. B. Zafar, and J. Singh. 2025. Position is Power: System Prompts as a Mechanism of Bias in Large Language Models (LLMs). In *Proceedings of the 2025 ACM Conference on Fairness, Accountability, and Transparency (FAccT '25)*. Association for Computing Machinery, Athens, Greece, 573–598. doi:10.1145/3715275.3732038
- [77] A. Neumann and J. Singh. 2025. Caught in the Cascade: Why LLM Auditing is Missing the Middle. In *HEAL@CHI '25*. Association for Computing Machinery, Yokohama, Japan, n/a. https://heal-workshop.github.io/chi2025_papers/23_Caught_in_the_Cascade_Why_L.pdf
- [78] Cecilie Bertinussen Nordheim, Asbjørn Følstad, and Cato Alexander Bjørkli. 2019. An initial model of trust in chatbots for customer service—findings from a questionnaire study. *Interacting with Computers* 31, 3 (2019), 317–335. doi:10.1093/iwc/iwz022
- [79] Ira Aurora Paavola. 2024. *Evaluating Generative AI Literacy among HR Personnel to Develop a Framework for an Internal GPT*. Master's Thesis. Tampere University, Faculty of Information Technology and Communication Sciences. <https://trepo.tuni.fi/handle/10024/158169>
- [80] Raja Parasuraman and Vicki Riley. 1997. Humans and Automation: Use, Misuse, Disuse, Abuse. *Human Factors* 39, 2 (1997), 230–253. doi:10.1518/001872097778543886
- [81] Venkatesh B. Parthasarathy, Ahtsham Zafar, Aafaq Khan, and Arsalan Shahid. 2024. The Ultimate Guide to Fine-Tuning LLMs from Basics to Breakthroughs: An Exhaustive Review of Technologies, Research, Best Practices, Applied Research Challenges and Opportunities. arXiv:2408.13296
- [82] Marta Pawłowska-Nowak. 2024. Identification of Trust Determinants in LLM Technology Using the DEMATEL Method. *European Research Studies Journal* 27, S2 (2024), 694–711. doi:10.35808/ersj/3744
- [83] Lydia Penkert and Carla Gröschel. 2023. Increasing sustainable user behavior in digital products through transparent sustainability information. In *Mensch und Computer 2023*, Markus Stolze, Frieder Loch, Matthias Baldauf, Florian Alt, Christina Schneegass, Thomas Kosch, Teresa Hirzle, Shadan Sadeghian, Fiona Draxler, Kenan Bektas, Katrin Lohan, and Pascal Knierim (Eds.). ACM, New York, NY, USA, 359–363. doi:10.1145/3603555.3608573
- [84] Michael Pirson and Deepak Malhotra. 2011. Foundations of Organizational Trust: What Matters to Different Stakeholders? *Organization Science* 22, 4 (2011), 1087–1104. doi:10.1287/orsc.1100.0581

- [85] Snehal Prabhudesai, Ananya Prashant Kasi, Anmol Mansingh, Anindya Das Antar, Hua Shen, and Nikola Banovic. 2025. "Here the GPT made a choice, and every choice can be biased": How Students Critically Engage with LLMs through End-User Auditing Activity. In *Proceedings of the 2025 CHI Conference on Human Factors in Computing Systems (CHI '25)*. Association for Computing Machinery, New York, NY, USA, Article 1015, 23 pages. doi:10.1145/3706598.3713714
- [86] Sónia Rafael and Matilde Reis. 2024. Guidelines for Sustainable Online Behaviors. Green Computing Practices to Reduce the Digital Carbon Footprint. In *Advances in Design and Digital Communication IV*, Nuno Martins and Daniel Brandão (Eds.). Springer Series in Design and Innovation, Vol. 35. Springer Nature Switzerland, Cham, 261–275. doi:10.1007/978-3-031-47281-7_21
- [87] Philipp Reinhard, Mahei Manhai Li, Matteo Fina, and Jan Marco Leimeister. 2025. Fact or Fiction? Exploring Explanations to Identify Factual Confabulations in RAG-Based LLM Systems. In *Proceedings of the Extended Abstracts of the CHI Conference on Human Factors in Computing Systems (CHI EA '25)*. Association for Computing Machinery, New York, NY, USA, Article 274, 13 pages. doi:10.1145/3706599.3720249
- [88] Mihai Sanduleac, Dorel Stanescu, Carmen Stanescu, and Monica Florea. 2017. Energy awareness, an important goal for empowering the end customer. In *2017 International Conference on Optimization of Electrical and Electronic Equipment (OPTIM) & 2017 Intl Aegean Conference on Electrical Machines and Power Electronics (ACEMP)*. IEEE, Brasov, Romania, 599–604. doi:10.1109/OPTIM.2017.7975034
- [89] Manuela Sanguinetti and Maurizio Atzori. 2024. Conversational Agents for Energy Awareness and Efficiency: A Survey. *Electronics* 13, 2 (2024), 401. doi:10.3390/electronics13020401
- [90] Nadine Schlicker, Kevin Baum, Alarith Uhde, Sarah Sterz, Martin C. Hirsch, and Markus Langer. 2025. How do we assess the trustworthiness of AI? Introducing the trustworthiness assessment model (TrAM). *Computers in Human Behavior* 170 (Sep 2025), 108671. doi:10.1016/j.chb.2025.108671
- [91] Sivan Schwartz, Avi Yaeli, and Segev Shlomov. 2023. Enhancing Trust in LLM-Based AI Automation Agents: New Considerations and Future Challenges. arXiv:2308.05391 [cs.AI]
- [92] Felix Schönbrodt, Mario Gollwitzer, and Andrea Abele-Brehm. 2017. Der Umgang mit Forschungsdaten im Fach Psychologie: Konkretisierung der DFG-Leitlinien. Im Auftrag des DGPs Vorstands (17.09.2016). *Psychologische Rundschau* 68, 1 (2017), 20–35. https://doi.org/10.1026/0033-3042/a000341
- [93] Dawei Shang, Weiwei Wu, and Daniel Schroeder. 2023. Exploring determinants of the green smart technology product adoption from a sustainability adapted value-belief-norm perspective. *Journal of Retailing and Consumer Services* 70 (2023), 103169. doi:10.1016/j.jretconser.2022.103169
- [94] Qiurong Song, Yanlai Wu, Rie Helene (Lindy) Hernandez, Yao Li, Yubo Kou, and Xinning Gui. 2025. Understanding Users' Perception of Personally Identifiable Information. In *Proceedings of the 2025 CHI Conference on Human Factors in Computing Systems (CHI '25)*. Association for Computing Machinery, New York, NY, USA, Article 240, 24 pages. doi:10.1145/3706598.3713783
- [95] Marlene Steinbach, Shreya Bhandari, Jennifer Meyer, and Zachary A. Pardos. 2025. When LLMs Hallucinate: Examining the Effects of Erroneous Feedback in Math Tutoring Systems. In *Proceedings of the Twelfth ACM Conference on Learning @ Scale (L@S '25)*. Association for Computing Machinery, New York, NY, USA, 139–150. doi:10.1145/3698205.3729555
- [96] Leif Sundberg and Jonny Holmström. 2023. Democratizing artificial intelligence: How no-code AI can leverage machine learning operations. *Business Horizons* 66, 6 (2023), 777–788. doi:10.1016/j.bushor.2023.04.003
- [97] Naeem Syed, Adnan Anwar, Zubair Baig, and Sherali Zeadally. 2025. Artificial Intelligence as a Service (AIaaS) for Cloud, Fog and the Edge: State-of-the-Art Practices. *Comput. Surveys* 57, 8, Article 211 (March 2025), 36 pages. doi:10.1145/3712016
- [98] Wajid Syed, Adel Bashatah, Kholoud Alharbi, Safiya Salem Bakarman, Saeed Asiri, and Naji Alqahtani. 2024. Awareness and Perceptions of ChatGPT Among Academics and Research Professionals in Riyadh, Saudi Arabia: Implications for Responsible AI Use. *Medical Science Monitor* 30 (Jul 2024), e944993. doi:10.12659/MSM.944993
- [99] Yanda Tao, Changseung Yoo, and Animesh Animesh. 2024. Detection of AI Hallucinations: The Impact of Information Characteristics. In *ICIS 2024 Proceedings (AI in Business, 5)*. Association for Information Systems, Bangkok, Thailand, n/a. https://aisel.aisnet.org/icis2024/aiinbus/aiinbus/5
- [100] Chandan Kumar Tiwari, Mohd. Abass Bhat, Shagufta Tariq Khan, Rajaswaminathan Subramaniam, and Mohammad Atif Irshad Khan. 2024. What drives students toward ChatGPT? An investigation of the factors influencing adoption and usage of ChatGPT. *Interactive Technology and Smart Education* 21, 3 (2024), 333–355. doi:10.1108/ITSE-04-2023-0061
- [101] R. Tönjes, M. Fischer, and F. Nordemann. 2024. AI as a Service: AI for Application Service Providers. In *AI in Wireless for Beyond 5G Networks*. CRC Press, Boca Raton, FL, USA, 155–168. doi:10.1201/9781003303527
- [102] Michelle ME Van Pinxteren, Ruud WH Wetzels, Jessica Rüger, Mark Pluymaekers, and Martin Wetzels. 2019. Trust in humanoid robots: implications for services marketing. *Journal of Services Marketing* 33, 4 (2019), 507–518. doi:10.1108/JSM-01-2018-0045
- [103] Helena Vasconcelos, Gagan Bansal, Adam Fournay, Q. Vera Liao, and Jennifer Wortman Vaughan. 2025. Generation Probabilities Are Not Enough: Uncertainty Highlighting in AI Code Completions. *ACM Trans. Comput.-Hum. Interact.* 32, 1, Article 4 (April 2025), 30 pages. doi:10.1145/3702320
- [104] Jörg von Garrel and Jana Mayer. 2023. Artificial Intelligence in studies—use of ChatGPT and AI-based tools among students in Germany. *Humanities and Social Sciences Communications* 10, 1 (09 Nov 2023), 799. doi:10.1057/s41599-023-02304-7
- [105] Joerg von Garrel and Jana Mayer. 2025. Künstliche Intelligenz im Studium - Eine quantitative Längsschnittstudie zur Nutzung KI-basierter Tools durch Studierende. (2025). doi:10.48444/h_docs-pub-533 preprint.
- [106] Alan R Wagner, Jason Borenstein, and Ayanna Howard. 2018. Overtrust in the robotic age. *Commun. ACM* 61, 9 (2018), 22–24. doi:10.1145/3241365
- [107] Can Wang, Dianbo Sui, Bolin Zhang, Xiaoyu Liu, Jiabao Kang, Zhidong Qiao, and Zhiying Tu. 2024. A Framework for Effective Invocation Methods of Various LLM Services. arXiv:2402.03408 [cs.CL]

- [108] Edward Shih-Tse Wang. 2019. Role of Privacy Legislations and Online Business Brand Image in Consumer Perceptions of Online Privacy Risk. *Journal of Theoretical and Applied Electronic Commerce Research* 14, 2 (2019), 59–69. doi:10.4067/S0718-18762019000200106
- [109] Ingo Weber, Hendrik Linka, Daniel Mertens, Tamara Muryshkin, Heinrich Oppenoorth, and Stefan Langer. 2024. FhGenie: A Custom, Confidentiality-Preserving Chat AI for Corporate and Scientific Use. In *2024 IEEE 21st International Conference on Software Architecture Companion (ICSA-C)*. IEEE, Winterthur, Switzerland, 26–31. doi:10.1109/ICSA-C63560.2024.00011
- [110] Maximiliane Windl, Roman Amberg, and Thomas Kosch. 2025. The Illusion of Privacy: Investigating User Misperceptions in Browser Tracking Protection. In *Proceedings of the 2025 CHI Conference on Human Factors in Computing Systems (CHI '25)*. Association for Computing Machinery, New York, NY, USA, Article 239, 10 pages. doi:10.1145/3706598.3713912
- [111] Magdalena Wischniewski, Philipp Doebler, and Nicole Krämer. 2025. Development and validation of the Trust in AI Scale (TAIS). doi:10.31234/osf.io/eqa9y_v1
- [112] Magdalena Wischniewski, Nicole Krämer, and Emmanuel Müller. 2023. Measuring and Understanding Trust Calibrations for Automated Systems: A Survey of the State-Of-The-Art and Future Directions. In *Proceedings of the 2023 CHI Conference on Human Factors in Computing Systems* (Hamburg, Germany) (CHI '23). Association for Computing Machinery, New York, NY, USA, Article 755, 16 pages. doi:10.1145/3544548.3581197
- [113] P. Wunderlich, D. J. Veit, and S. Sarker. 2019. Adoption of Sustainable Technologies: A Mixed-Methods Study of German Households. *MIS Quarterly* 43, 2 (2019), 673–692, A1–A20. https://www.jstor.org/stable/26847881
- [114] Ziwei Xu, Sanjay Jain, and Mohan Kankanhalli. 2024. Hallucination is Inevitable: An Innate Limitation of Large Language Models. arXiv:2401.11817 [cs.CL]
- [115] Thomas W. Yee. 2010. The VGAM Package for Categorical Data Analysis. *Journal of Statistical Software* 32, 10 (2010), 1–34. doi:10.18637/jss.v032.i10
- [116] X. Zhang, X. Zhang, and H. Liu. 2024. Reflections on Enhancing Higher Education Classroom Effectiveness Through the Introduction of Large Language Models. *Journal of Modern Education Research* 3 (2024), 19. doi:10.53964/jmer.2024019
- [117] Jijie Zhou, Eryue Xu, Yaoyao Wu, and Tianshi Li. 2025. Rescriber: Smaller-LLM-Powered User-Led Data Minimization for LLM-Based Chatbots. In *Proceedings of the 2025 CHI Conference on Human Factors in Computing Systems (CHI '25)*. Association for Computing Machinery, New York, NY, USA, Article 246, 28 pages. doi:10.1145/3706598.3713701
- [118] Mingji Zhou, Wei Chen, Senliang Zhu, Tianyang Cai, Ji Yu, and Guoyu Dai. 2023. Application of large language models in professional fields . In *2023 11th International Conference on Information Systems and Computing Technology (ISCTech)*. IEEE Computer Society, Los Alamitos, CA, USA, 142–146. doi:10.1109/ISCTech60480.2023.00033
- [119] Justyna Łapińska, Iwona Escher, Joanna Górka, Agata Sudolska, and Paweł Brzustewicz. 2021. Employees' Trust in Artificial Intelligence in Companies: The Case of Energy and Chemical Industries in Poland. *Energies* 14, 7 (2021). doi:10.3390/en14071942

Appendix

A Demographics

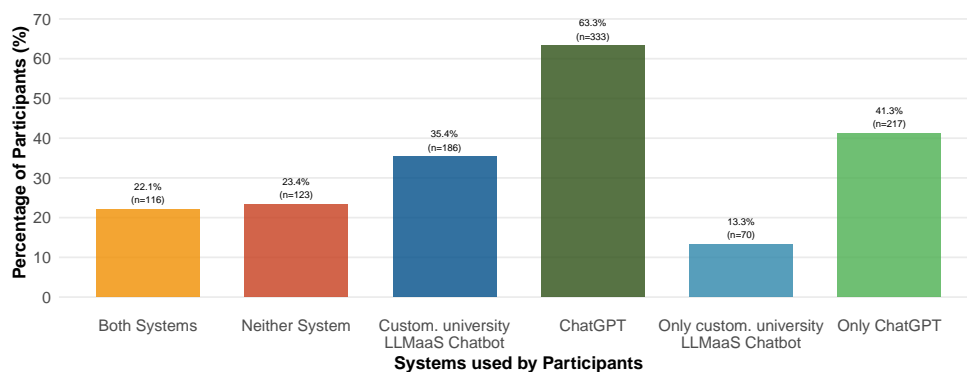


Fig. A1. Percentage of participants using different chatbot systems.

Table A1. Demographics comparison: total sample vs. subsample (both systems users)

	Total Sample (N = 526)	Subsample (n = 116) n (%)
User Group		
Students	262 (49.9%)	22 (19.1%)
Research staff	146 (27.8%)	52 (45.2%)
Administrative staff	89 (17.0%)	35 (30.4%)
Professors	21 (4.0%)	4 (3.5%)
Other	7 (1.3%)	2 (1.7%)
Gender		
Male	250 (47.5%)	63 (54.3%)
Female	246 (46.8%)	46 (39.7%)
Diverse	10 (1.9%)	1 (0.9%)
Other	1 (0.2%)	0 (0.0%)
Prefer not to say	18 (3.4%)	6 (5.2%)
Age		
Under 25	152 (28.9%)	14 (12.1%)
25–34	219 (41.6%)	53 (45.7%)
35–44	80 (15.2%)	31 (26.7%)
45–54	34 (6.5%)	9 (7.8%)
55–64	38 (7.2%)	9 (7.8%)
65 or older	2 (0.4%)	0 (0.0%)

Table A2. ChatGPT plan usage: All ChatGPT users vs. subsample (both systems users).

	All ChatGPT Users (n = 333)	Subsample (n = 116) n (%)
ChatGPT Plan		
Paid version	53 (15.9%)	12 (10.3%)
Free version	277 (83.2%)	101 (87.1%)
Not specified	3 (0.9%)	3 (2.6%)

B Correlation Tables**Table B1. Means, standard deviations, Cronbach's α , and correlations with confidence intervals for the customized LLMAaaS chatbot (subsample of both systems users, $n = 116$).**

Variable	M	SD	α	1	2	3	4	5	6	7
1. Trust	3.60	0.72	0.59	–						
2. Cautious behavior toward hallucinations	4.18	0.68	0.40	–0.06 [–0.24,0.13]	–					
3. Experienced hallucinations	3.23	1.00	0.82	–0.36** [–0.51,–0.19]	0.18 [–0.01,0.35]	–				
4. Privacy concerns	2.38	0.95	0.89	–0.48** [–0.61,–0.32]	–0.05 [–0.23,0.13]	0.31** [0.13,0.47]	–			
5. Sustainability-aware AI use	2.33	1.18	0.79	0.03 [–0.16,0.21]	0.04 [–0.14,0.22]	–0.01 [–0.19,0.17]	0.21* [0.03,0.38]	–		
6. Perceived usefulness	4.01	0.71	0.86	0.46** [0.31,0.59]	–0.07 [–0.25,0.11]	–0.19* [–0.36,0.00]	–0.28** [–0.44,–0.10]	–0.03 [–0.21,0.15]	–	
7. Perceived ease of use	4.59	0.65	0.91	0.33** [0.15,0.48]	–0.00 [–0.19,0.18]	–0.03 [–0.21,0.15]	–0.23* [–0.40,–0.05]	–0.05 [–0.23,0.14]	0.28** [0.10,0.44]	–
8. Trust in the university	3.91	0.80	0.90	0.38** [0.21,0.52]	–0.04 [–0.22,0.14]	–0.21* [–0.37,–0.02]	–0.19* [–0.36,–0.01]	–0.00 [–0.19,0.18]	0.33** [0.15,0.48]	0.23* [0.05,0.40]

Note. α = Cronbach's Alpha. Values in brackets = 95% CI. * $p < .05$, ** $p < .01$.

Table B2. Means, standard deviations, Cronbach's α , and correlations with confidence intervals for ChatGPT (subsample of both systems users, $n = 116$).

Variable	M	SD	α	1	2	3	4	5	6	7
1. Trust	3.08	0.79	0.71	–						
2. Cautious behavior toward hallucinations	4.13	0.67	0.40	–0.05 [–0.23,0.13]	–					
3. Experienced hallucinations	3.85	0.85	0.79	–0.23* [–0.39,–0.05]	0.32** [0.15,0.48]	–				
4. Privacy concerns	3.61	0.85	0.84	–0.35** [–0.50,–0.18]	0.00 [–0.18,0.18]	0.29** [0.12,0.45]	–			
5. Sustainability-aware AI use	2.22	1.17	0.75	0.10 [–0.08,0.28]	–0.02 [–0.20,0.17]	–0.08 [–0.26,0.10]	0.02 [–0.16,0.20]	–		
6. Perceived usefulness	3.98	0.82	0.87	0.56** [0.42,0.67]	0.07 [–0.11,0.25]	0.02 [–0.17,0.20]	–0.19* [–0.36,–0.01]	0.00 [–0.18,0.19]	–	
7. Perceived ease of use	4.48	0.64	0.90	0.18 [–0.00,0.35]	0.17 [–0.01,0.34]	0.26** [0.08,0.42]	0.04 [–0.14,0.22]	–0.04 [–0.23,0.14]	0.39** [0.22,0.53]	–
8. Trust in the university	3.91	0.80	0.90	0.27** [0.10,0.44]	0.03 [–0.15,0.21]	–0.11 [–0.29,0.07]	–0.00 [–0.18,0.18]	0.03 [–0.16,0.21]	0.15 [–0.04,0.32]	0.15 [–0.03,0.33]

Note. α = Cronbach's Alpha. Values in brackets = 95% CI. * $p < .05$, ** $p < .01$.

C Descriptive Results

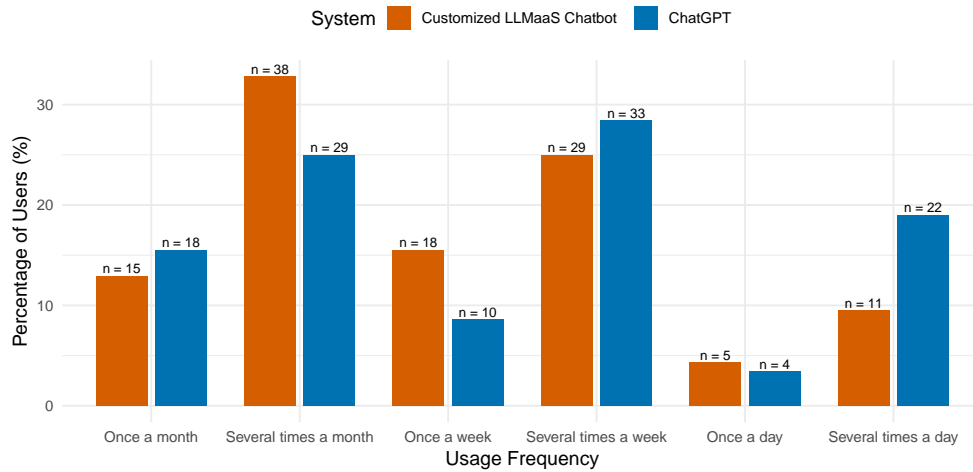


Fig. C1. Usage frequency of the university's customized LLMAaaS chatbot vs. ChatGPT in the subsample of both systems users ($n = 116$).

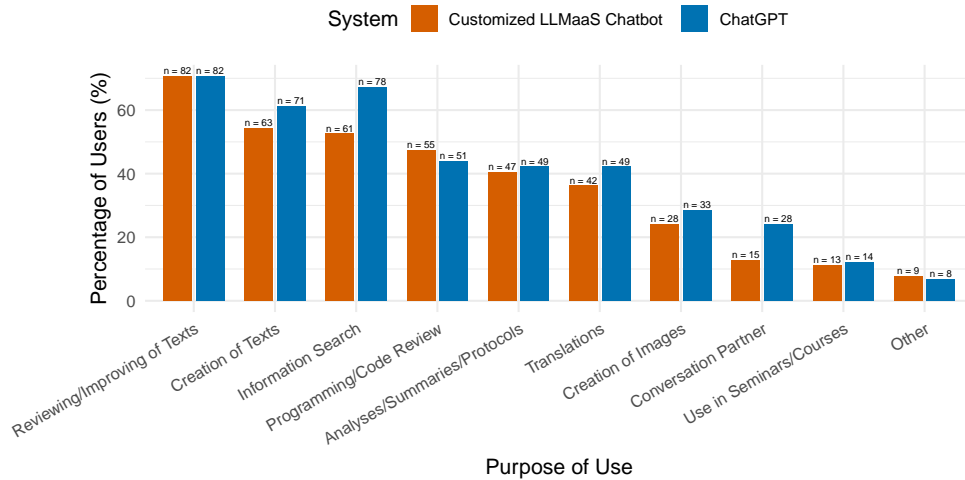


Fig. C2. Purpose of use for the university's customized LLMAaaS chatbot vs. ChatGPT in the subsample of both systems users ($n = 116$).

Table C1. Distribution of knowledge test scores for the subsample of both systems users ($n = 116$). Scores represent the number of questions answered correctly.

Knowledge Score (0–5)	n (%)
0	17 (14.7%)
1	11 (9.5%)
2	22 (19.0%)
3	13 (11.2%)
4	28 (24.1%)
5	25 (21.6%)

D Controlling for Confounding Variables

Table D1. Paired t-test comparisons of the customized LLmaS chatbot (UniGPT) vs. ChatGPT – Non-switchers ($n = 68$)

Dependent Variable	M (UniGPT)	SD (UniGPT)	M (ChatGPT)	SD (ChatGPT)	t	df	p	Holm α^1	d^2	95% CI^3
Privacy concerns (H5)	2.32	0.89	3.46	0.80	-9.34	67	< 0.001	0.00833	-1.13	[-1.44, -0.82]
Experienced hallucinations (H4)	3.10	1.05	3.86	0.84	-6.41	67	< 0.001	0.01	-0.78	[-1.05, -0.50]
Trust (H1)	3.60	0.71	3.09	0.81	5.97	67	< 0.001	0.0125	0.72	[0.45, 0.99]
Sustainability-aware AI use (H6)	2.30	1.13	2.25	1.16	0.91	67	0.37	0.0167	0.11	[-0.13, 0.35]
Cautious behavior toward hallucinations (H3)	4.20	0.67	4.19	0.66	0.10	67	0.92	n/a ⁴	0.01	[-0.23, 0.25]
Usefulness ⁵	4.03	0.74	3.97	0.80	0.68	67	0.50		0.08	[-0.16, 0.32]
Ease of use ⁵	4.52	0.67	4.46	0.58	1.02	67	0.31		0.12	[-0.11, 0.36]

¹ Holm-adjusted significance threshold per hypothesis rank (sequential correction).

² Cohen's d is reported as the standardized effect size for each comparison.

³ Confidence intervals (CI) for Cohen's d are not adjusted for multiple comparisons.

⁴ Holm-adjusted thresholds are only assigned while p-values remain below α ; correction stops after the first non-significant test.

⁵ Ease of Use and Usefulness were analyzed exploratively and were not part of the Holm correction.

Table D2. Mixed-Effects Model of system type, knowledge scores, and their interaction (number of observations: 232; $n = 116$)

Effect	Estimate	SE	t	p
Trust: System	0.389**	0.130	3.00	0.003
Trust: System \times Knowledge	0.049	0.039	1.25	0.215
CautiousBehavior: System	-0.058	0.084	-0.69	0.490
CautiousBehavior: System \times Knowledge	0.041	0.025	1.61	0.111
ExperiencedHallucinations: System	-0.537***	0.154	-3.49	< 0.001
ExperiencedHallucinations: System \times Knowledge	-0.027	0.046	-0.60	0.553
Privacy: System	-1.228***	0.193	-6.38	< 0.001
Privacy: System \times Knowledge	-0.001	0.058	-0.02	0.987
Sustainability: System	0.066	0.101	0.65	0.514
Sustainability: System \times Knowledge	0.016	0.030	0.53	0.594

* $p < .05$; ** $p < .01$; *** $p < .001$

All models include random intercepts for participants.

E Exploratory Analyses

Table E1. Welch’s independent t-test comparisons (between-subjects) of the customized LLMAaaS chatbot (UniGPT) and ChatGPT, with participants using only one system ($n_{\text{UniGPT}} = 70$, $n_{\text{ChatGPT}} = 217$)

Dependent Variable	<i>M</i> (UniGPT)	<i>SD</i> (UniGPT)	<i>M</i> (ChatGPT)	<i>SD</i> (ChatGPT)	<i>t</i>	<i>df</i>	<i>p</i>	Holm α^1	<i>d</i> ²	95% <i>CI</i> ³
Privacy concerns	2.47	0.96	3.17	0.90	-5.32	110.54	< 0.001	0.0083	-0.76	[-1.03, -0.48]
Sustainability-aware AI use	2.88	1.21	2.19	1.03	4.28	103.37	< 0.001	0.01	0.64	[0.36, 0.91]
Experienced hallucinations	3.40	1.05	3.75	0.94	-2.48	106.38	0.01	0.0125	-0.36	[-0.63, -0.09]
Cautious behavior toward hallucinations	4.29	0.66	4.10	0.74	1.95	129.60	0.05	0.0167	0.25	[-0.02, 0.52]
Trust	3.33	0.77	3.27	0.75	0.54	113.91	0.59	n/a ⁴	0.07	[-0.19, 0.34]
Usefulness ⁵	3.61	0.88	3.83	0.82	-1.84	109.78	0.07		-0.26	[-0.53, 0.01]
Ease of use ⁵	4.46	0.66	4.60	0.59	-1.63	105.83	0.11		-0.24	[-0.51, 0.03]

¹ Holm-adjusted significance threshold per hypothesis rank (sequential correction).

² Cohen’s *d* is reported as the standardized effect size for each comparison.

³ Confidence intervals (CI) for Cohen’s *d* are not adjusted for multiple comparisons.

⁴ Holm-adjusted thresholds are only assigned while p-values remain below α ; correction stops after the first non-significant test.

⁵ Ease of Use and Usefulness were analyzed exploratively and were not part of the Holm correction.

Table E2. Welch’s independent t-test comparisons (between-subjects) of the customized LLMAaaS chatbot (UniGPT) and ChatGPT Free, with participants using only one system ($n_{\text{UniGPT}} = 70$, $n_{\text{ChatGPT Free}} = 176$)

Dependent Variable	<i>M</i> (UniGPT)	<i>SD</i> (UniGPT)	<i>M</i> (ChatGPT)	<i>SD</i> (ChatGPT)	<i>t</i>	<i>df</i>	<i>p</i>	Holm α^1	<i>d</i> ²	95% <i>CI</i> ³
Privacy concerns (H5)	2.47	0.96	3.17	0.93	-5.14	122.70	< 0.001	0.0083	-0.74	[-1.02, -0.45]
Sustainability-aware AI use (H6)	2.88	1.21	2.19	1.05	4.19	112.56	< 0.001	0.01	0.63	[0.35, 0.91]
Experienced hallucinations (H4)	3.40	1.05	3.77	0.98	-2.56	118.90	0.011	0.0125	-0.37	[-0.65, -0.09]
Cautious behavior toward hallucinations (H3)	4.29	0.66	4.15	0.71	1.39	136.89	0.17	0.0167	0.19	[-0.09, 0.47]
Trust (H1)	3.33	0.77	3.22	0.76	0.92	125.53	0.36	n/a ⁴	0.13	[-0.15, 0.41]
Usefulness ⁵	3.61	0.88	3.74	0.84	-1.04	121.41	0.30		-0.15	[-0.43, 0.13]
Ease of use ⁵	4.46	0.66	4.59	0.59	-1.47	114.81	0.14		-0.22	[-0.50, 0.06]

¹ Holm-adjusted significance threshold per hypothesis rank (sequential correction).

² Cohen’s *d* is reported as the standardized effect size for each comparison.

³ Confidence intervals (CI) for Cohen’s *d* are not adjusted for multiple comparisons.

⁴ Holm-adjusted thresholds are only assigned while p-values remain below α ; correction stops after the first non-significant test.

⁵ Ease of Use and Usefulness were analyzed exploratively and were not part of the Holm correction.