

Discovering Top- k Periodic and High-Utility Patterns

Qingfeng Zhou^a, Wensheng Gan^{a,*} and Guoting Chen^b

^aCollege of Cyber Security, Jinan University, Guangzhou 510632, China

^bSchool of Science, Great Bay University, Dongguan 523000, China

ARTICLE INFO

Keywords:

periodic pattern
high-utility pattern
top- k mining
raising strategies
negative utility

ABSTRACT

With a user-specified minimum utility threshold (*minutil*), periodic high-utility pattern mining (PHUPM) aims to identify high-utility patterns that occur periodically in a transaction database. A pattern is deemed periodic if its period aligns with the periodicity constraint set by the user. However, users may not be interested in all periodic high-utility patterns (PHUPs). Moreover, setting *minutil* in advance is also a challenging issue. To address these issues, our research introduces an algorithm called TPU for extracting the most significant top- k periodic and high-utility patterns that may or may not include negative utility values. This TPU algorithm utilizes positive and negative utility lists (PNUL) and period-estimated utility co-occurrence structure (PEUCS) to store pertinent itemset information. Additionally, it incorporates the periodic real item utility (PIU), periodic co-occurrence utility descending (PCUD), and periodic real utility (PRU) threshold-raising strategies to elevate the thresholds rapidly. By using the proposed threshold-raising strategies, the runtime was reduced by approximately 5% on the datasets used in the experiments. Specifically, the runtime was reduced by up to 50% on the mushroom_negative and kosarak_negative datasets, and by up to 10% on the chess_negative dataset. Memory consumption was reduced by about 2%, with the largest reduction of about 30% observed on the mushroom_negative dataset. Through extensive experiments, we have demonstrated that our algorithm can accurately and effectively extract the top- k periodic high-utility patterns. This paper successfully addresses the top- k mining issue and contributes to data science. Furthermore, the applications of the proposed algorithm in engineering include data mining, expert systems, and web intelligence in various fields, such as smart retail, cyberspace security, and risk prediction. The code and datasets are publicly available at <https://github.com/DSI-Lab1/TPU>.

1. Introduction

The rapid development of artificial intelligence has driven advancements in various fields, such as time series forecasting [35, 36]. However, much of this research tends to focus on final prediction or classification accuracy, rather than directly exploring and uncovering the intrinsic high-value information within the data itself. Pattern mining, e.g., frequent itemset mining (FIM) [16], is a pivotal task within the domain of data mining [23, 33], aimed at uncovering interesting itemsets from a database. The primary objective of FIM is to identify itemsets in a transaction database with a frequency or support higher than a specified threshold [1, 13]. However, the FIM algorithms typically focus solely on itemsets within the transactions of a database, disregarding the significance of individual items. In many practical scenarios, frequent itemsets may not necessarily translate to high profits, while less frequent itemsets may yield higher profits. To address the challenges encountered by FIM algorithms, many studies have considered the weights of items within each transaction and have proposed several high-utility itemset mining (HUIM) algorithms [5, 30, 44]. HUIM focuses on finding all itemsets with utility values equal to or greater than a specified minimum utility threshold (*minutil*). Several types of HUIM algorithms exist, including two-phase algorithms such as Two-Phase [28], tree-based algorithms like UP-Growth [42], utility-list-based algorithms

such as HUI-Miner [26], data-projection-based algorithms such as EFIM [50], as well as more recent approaches like DPHIM [17], R-Miner [38], EMHUN [43], and FOTH [46]. Although there are many efficient HUIM algorithms in practical scenarios, a significant challenge remains the need for users to predefine the *minutil* threshold. Setting a suitable *minutil* is inherently difficult. Accordingly, there is an urgent need for an effective method to address the *minutil* setting problem.

Typically, users are not interested in all the mined HUIs but instead focus on the top- k itemsets ranked by their highest utility. Thus, several studies have proposed several top- k high-utility itemset mining (top- k HUIM) algorithms [14, 27, 29]. The objective of top- k HUIM algorithms is to discover high-utility itemsets based on the user-specified value of k , which denotes the number of desired itemsets, without necessitating a minimum utility threshold. The existing top- k HUIM algorithms can be classified into two main categories: two-stage algorithms (such as TKU [45] and REPT [34]) and one-stage algorithms (such as TKO [41], KHMC [7], and THUI [20]). The top- k HUIM holds significant importance and broad applicability across various domains, such as e-commerce [37] and healthcare [6]. Although utility-based mining algorithms are widely adopted, considering only the utility of itemsets is insufficient, as some HUIs in the short term may not hold significant value in the long run. For example, certain products might generate high profits initially due to advertising and user curiosity, but their value may diminish over time as interest wanes. Therefore, periodic frequent pattern mining [39] was introduced to discover itemsets frequently observed

*Corresponding author

✉ qingfeng014@gmail.com (Q. Zhou); wsgan001@gmail.com (W. Gan);
guoting.chen@univ-lille.fr (G. Chen)
ORCID(s):

over extended periods. However, merely identifying periodic frequent patterns is inadequate because this does not consider the importance of the itemsets. To overcome this challenge, periodic high-utility itemset mining (PHUIM) [9] was introduced to identify itemsets that maintain high utility over the long term. Periodic pattern mining has widespread applications, such as traffic congestion analysis [24], disaster event detection [18], and marketing analysis [21].

The tasks of PHUIM and top- k HUIM have been widely applied in real-world scenarios. PHUIM requires users to predefine the *minutil*, and the itemsets discovered by top- k HUIM algorithms may not have long-term high utility. Setting an appropriate *minutil* is a challenging task. Moreover, users are generally more interested in the top- k periodic itemsets with the highest utility values than all itemsets that meet the *minutil* and periodic constraints. Therefore, incorporating periodic constraints into the top- k HUIM would yield more meaningful patterns. The top- k periodic high-utility itemset mining (TPUM) has extensive practical applications, as it can uncover high-value patterns that rank in the top- k in terms of utility and exhibit periodic characteristics. For instance, in the retail industry, businesses can optimize inventory management and promotional strategies by identifying customers' top- k periodic purchasing behaviors, such as monthly purchases of high-profit product combinations. In the healthcare sector, analyzing patients' top- k periodic visit patterns, such as regular follow-ups for high-frequency diseases or medication usage, can aid in disease prediction and treatment optimization. In finance, recognizing clients' top- k periodic transaction behaviors, such as recurring investments in high-yield products or repayment patterns, can enhance risk management and personalized services. In intelligent transportation systems, mining top- k periodic driving routes, such as high-traffic travel routes during peak hours, can support the prediction of traffic flow and route planning. In these scenarios, TPUM not only reveals the most valuable information but also ensures the security of sensitive data through privacy-preserving techniques such as data anonymization or differential privacy, thus achieving a balance between data utility and privacy protection.

Despite the widespread application of TPUM in practical applications, no research has specifically addressed this problem. Designing an efficient algorithm to mine this type of itemset presents significant challenges. The following discussion outlines the main challenges in solving this problem. First, a key challenge lies in effectively raising the threshold without overlooking potential itemsets. The threshold-increasing strategies employed in top- k HUIM are not directly applicable to TPUM. This is because the strategies used in top- k HUIM do not consider periodic factors when raising the *minutil* threshold. Consequently, the threshold might be raised to an excessively high value, making it difficult to discover a sufficient number of PHUIs. Second, efficiently reducing the search space presents a critical challenge. The pruning strategies used in PHUIM often cannot be effectively employed in the initial stages. This is because, at the start, the *minutil* is usually set to 0, allowing

many itemsets to pass this condition. To summarize, this paper introduces an innovative TPUM framework designed to resolve the challenges mentioned earlier, where k specifies the number of PHUIs to be identified. The primary contributions of this work are summarized as follows:

- This work introduces a novel TPU algorithm specifically for mining top- k PHUIs featuring both positive and negative utility values.
- A novel data structure, namely PEUCS, is designed to reduce the join operations of the utility list.
- We developed three novel threshold-raising strategies, PIU, PCUD, and PRU, to quickly elevate the threshold.
- The performance of the TPU algorithm is significantly improved by these threshold-raising strategies, as evidenced by the experimental results.

The remainder of this paper is organized as follows: Section 2 reviews existing research on HUIM, PHUIM, and top- k HUIM. Section 3 introduces some key definitions related to top- k PHUIs and the addressed data mining task. Section 4 presents the proposed TPU algorithm. Section 5 discusses the results of the experimental evaluations. Finally, Section 6 concludes with a summary and suggestions for future research.

2. Related Work

This section summarizes the literature on HUIM, PHUIM, and top- k HUIM. Table 1 provides a detailed summary of various classic HUIM, PHUIM, and top- k HUIM algorithms.

2.1. High-utility itemset mining

Pattern mining [1, 13] is widely used in real-life applications, but considering only itemset support is insufficient. To overcome this issue, Chan et al. [2] introduced a new research problem called HUIM. With advancements in science and technology, many HUIM algorithms have been proposed [11, 5, 22, 32]. These algorithms fall into three main categories: two-phase algorithms, tree-based algorithms, and utility-list-based algorithms. **Two-phase algorithms:** To discover HUIs efficiently, Liu et al. [28] proposed the Two-Phase algorithm. This algorithm is notable for introducing the transaction weight utility (TWU) model and the downward closure property (TWDCP). This innovation primarily consists of two stages for mining HUIs. However, these algorithms have two critical drawbacks. First, TWDCP is a loose upper bound, which generates many candidates. Second, repeated database scans are required. **Tree-based algorithms:** Due to the relatively loose TWDCP strategy used in two-phase algorithms, many candidates are generated. To tackle this problem, tree-based algorithms have been introduced. Tseng et al. [40, 42] developed two algorithms, UP-Growth and UP-Growth+, for mining HUIs.

Table 1Comparison of HUIM, PHUIM, and top- k HUIM algorithms and their innovations

Classification	Algorithm	Year	Innovation	Periodicity	Top- k	Negative utility
HUIM	Two-Phase [28]	2005	TWDCP	×	×	×
	UP-Growth [42]	2010	DGU, DGN, DLU, DLN	×	×	×
	UP-Growth+ [40]	2012	DNU, DNN	×	×	×
	HUI-Miner [26]	2012	UL, RU	×	×	×
	FHM [10]	2014	EUCP	×	×	×
	FHN [25]	2016	PNUL	×	×	✓
	R-Miner [38]	2023	residue-map, master-map	×	×	×
PHUIM	FOTH [46]	2024	propagation, IndexSet, mining area	×	×	×
	PHM [9]	2016	periodicity metrics, maxPer pruning, maxAvg pruning, ESCS	✓	×	×
top- k HUIM	PHMN [21]	2023	M-list, DU strategy	✓	×	✓
	TKU [41]	2015	PE, NU, MD, MC and SE	×	✓	×
	TKO [41]	2015	RUC, RUZ and EPB	×	✓	×
	REPT [34]	2014	RIU, PUD, RSD and SEP	×	✓	×
	kHMC [7]	2016	EUCPT, TEP, COV, CUD	×	✓	×
	THUI [20]	2018	LIU, LIU-E, LIU-LB	×	✓	×
top- k PHUIM	TPU (ours)	2025	PIU, PCUD, PRU	✓	✓	✓

They utilized the UP-Tree [13] and designed several strategies, such as DGU, DGN, DLU, DLN, DNU, and DNN, to effectively reduce the overestimated utility and the count of candidate itemsets. The tree-based algorithm framework consists of three steps: first, constructing a UP-Tree; then, using the corresponding algorithm to generate potential high-utility itemsets (pt-HUIs) from the UP-Tree; and ultimately, determining the true HUIs from the generated set of pt-HUIs. Zhang et al. [48] introduced the FHUSN algorithm to mine high-utility sequences under scenarios that may or may not include negative utility value. **Utility-list-based algorithms:** Liu et al. [26] developed an algorithm known as HUI-Miner for efficiently mining HUIs. Its innovation lies in introducing a novel utility list (UL) and a new remaining utility (RU) pruning strategy. The UL data structure allows mining HUIs without generating candidate itemsets. However, HUI-Miner requires costly UL join operations. The novel FHM algorithm [10] integrates a novel strategy called EUCP, effectively reducing the number of UL join operations during HUIM. Lin et al. [25] introduced an algorithm named FHN, aiming to find HUIs with negative items efficiently. Its innovation lies in designing a vertical list structure called the PNUL. Compared to tree-based algorithms, utility-list-based one-phase algorithms demonstrate superior performance. Several cutting-edge methods for mining HUIs have been introduced. The FOTH algorithm [46] employs a unique structure called IndexSet to efficiently mine HUIs, bypassing join operations by propagating IndexSets. The R-Miner algorithm [38] relies on two sophisticated data structures (the residue map and the master map) to accurately discover HUIs. For handling large-scale datasets, a GPU-accelerated heuristic algorithm, PHA-HUIM [8], has been proposed. Additionally, a novel parallelized approach, DPHIM [17], has been developed, providing an effective and scalable solution for HUI mining.

2.2. Periodic high-utility itemset mining

Although the algorithms mentioned above can be effectively applied to HUIM, considering only the utility of itemsets during HUI mining is insufficient because some itemsets with high utility in the short term may not possess significant value in the long term. Zhang et al. [49] introduced two algorithms, FP2M and SFP2M, for discovering periodic frequent patterns. Fournier-Viger et al. [9] introduced PHUIM and developed an algorithm named PHM to identify itemsets that maintain high utility over extended periods. PHUIM not only considers the utility of itemsets in transaction databases but also takes into account the periodicity of itemsets. The PHM algorithm utilizes a utility list structure [10, 26] and introduces new metrics for pattern periodicity, namely average periodicity (*avgPer*) and minimum periodicity (*minPer*), to flexibly assess the periodicity of patterns. Additionally, two new pruning strategies, namely maximum periodicity (*maxPer*) pruning and maximum average periodicity (*maxAvg*) pruning, are proposed. Furthermore, two new optimization strategies, namely ALC pruning and EAPP pruning based on the proposed ESCS structure, are introduced. Qi et al. [31] introduced the CPR-Miner algorithm, which is the first to focus on mining closed periodic recent HUPs. Lai et al. [21] proposed the PHMN algorithm to discover PHUIs in databases with negative items. Their innovation includes the introduction of a novel data structure, called the M-list, and the development of an effective upper bound along with a DU strategy tailored to this structure, which enhances the efficiency of search space pruning. Following this, they introduced PHMN+, an enhanced version of the original algorithm that utilizes the DU pruning technique.

2.3. Top- k high-utility itemset mining

Mining HUIs requires users to predefine a *minutil* value, but setting an appropriate *minutil* value is challenging. Consequently, studies proposed the top- k HUIM problem, which

doesn't require a predefined *minutil* value. Instead, it mines HUIs based on a user-specified value of k , representing the number of desired HUIs. Existing top- k HUIM algorithms can be broadly divided into two categories: two-phase and one-phase methods. In the two-phase approach, potential top- k HUIs are first generated, and then the top- k HUIs are identified from these results in the subsequent phase. On the other hand, one-phase algorithms are designed to find the top- k HUIs directly without the need for multiple database scans. Tseng et al. [41] introduced two efficient algorithms, TKU and TKO, which are specifically tailored to mine the full set of top- k HUIs. The TKU algorithm is a two-phase approach that uses strategies such as PE, NU, MD, MC, and SE to raise *minutil* and prune the search space. The TKO algorithm is a one-phase method that employs strategies like RUC, RUZ, and EPB to improve performance. The UP-Tree structure [42] is utilized by the TKU algorithm for maintaining itemset utility and transaction details, while the UL structure [26] is employed by the TKO algorithm to keep itemset utility information. Ryang et al. [34] introduced the REPT algorithm, which effectively reduces the number of generated candidate itemsets. REPT uses the UP-Tree [40, 42] and employs strategies such as RIU, PUD, RSD, and SEP to raise the threshold. The kHMC algorithm [7] utilizes the EUCPT pruning strategy to reduce many join operations and introduces the TEP strategy to prune itemsets and their extensions before constructing UL. Additionally, the kHMC algorithm utilizes RIU [34], COV, and CUD threshold-raising techniques to approach the optimal threshold value. In the THUI algorithm [20], its innovation lies in introducing the LIU data structure, along with the novel strategies LIU-E and LIU-LB. Gan et al. [12] introduced the TopHUI algorithm, which utilizes the PNUL data structure [25] to reduce database accesses. The TOPIC algorithm [4] was proposed to overcome the time and memory inefficiencies associated with the TopHUI algorithm [12]. Song et al. [37] introduced TopUMS, an algorithm designed to extract top- k HUIs from data streams using a sliding window approach. Zhang et al. [47] defined the top- k HUSPM problem and also developed the TKUS algorithm. Chen et al. [3] developed the TOIT method for discovering top- k on-shelf HUIs. The TMKU algorithm [15] tackles the challenge of finding targeted top- k HUIs, while the threshold-raising strategies employed in top- k HUIM are not directly applicable to TPUM. This is because these strategies raise the *minutil* threshold without considering periodicity, which may result in the threshold being set too high. Consequently, this can lead to the failure of mining the desired top- k PHUIs.

3. Preliminaries

In this section, we define the essential concepts of HUIM and formally introduce the TPUM problem. Let $I = \{i_1, i_2, i_3, \dots, i_m\}$ denote the collection of items and \mathcal{D} represents a database. Here, m represents the total count of items in \mathcal{D} . In general, \mathcal{D} consists of a utility table and a set of transactions. The utility table records the utility of each item in I . Each

Table 2

An example database

Tid	Transaction {item:quantity}	TU
T_1	{a:1} {c:1} {d:3} {e:2} {g:1}	5
T_2	{a:3} {b:1} {e:5} {f:7}	43
T_3	{b:1} {c:3} {d:4} {f:2} {g:6}	20
T_4	{a:1} {d:2} {e:3}	2
T_5	{c:5} {d:1} {e:1} {f:2} {g:3}	5
T_6	{b:2} {c:1} {f:5}	39
T_7	{a:3} {d:2} {g:2}	10
T_8	{a:1} {b:2} {c:1} {d:1} {e:2} {f:1} {g:1}	15
T_9	{c:3} {d:4} {f:5}	39
T_{10}	{a:1} {b:1} {c:2} {d:1} {e:2}	4

Table 3

Utility table

Item	a	b	c	d	e	f	g
Utility	2	5	-1	3	-2	6	-1

transaction T in the transaction database is assigned a unique identifier, *tid*. Each transaction comprises a collection of items, X , where $X \subseteq I$. Each itemset Z is then a nonempty subset of the transaction X , where $Z \subseteq X$. Each item $x \in T_i$ is associated with an internal utility value, representing its quantity. Additionally, each item x in T_i is assigned an external utility value, representing its profit, price, or others, as shown in Table 3. If an itemset Z contains k items, it is termed as a k -itemset. For instance, in Table 2, this transaction database comprises ten transactions, which are composed of several items: a, b, c, d, e, f, g . Table 3 displays the external utility associated with each item. For instance, the transaction T_5 comprises five items: c, d, e, f , and g , with internal utilities of 5, 1, 1, 2, and 3, respectively. Besides, the external utilities for these items c, d, e, f , and g are -1, 3, -2, 6, and -1, respectively.

Definition 1 (utility of the itemset). In \mathcal{D} , each item $x \in I$ is assigned an external utility $eu(x)$. In T_i , each item x possesses an internal utility $iu(x, T_i)$. The utility of x in T_i is $U(x, T_i) = iu(x, T_i) \times eu(x)$. For an itemset X and transaction T , the positive utility $PU(X, T)$ and negative utility $NU(X, T)$ are $PU(X, T) = \sum_{i \in X \wedge eu(i) > 0} U(i, T)$ and $NU(X, T) = \sum_{i \in X \wedge eu(i) < 0} U(i, T)$. In \mathcal{D} , the positive utility $PU(X)$ and negative utility $NU(X)$ of itemset X are $PU(X) = \sum_{X \subseteq T_j \subseteq \mathcal{D}} PU(X, T_j)$ and $NU(X) = \sum_{X \subseteq T_j \subseteq \mathcal{D}} NU(X, T_j)$. The utility of itemset X is $U(X) = PU(X) + NU(X)$.

For instance, in Table 2 and Table 3, $iu(e, T_5) = 1$, $eu(e) = -2$, and $U(e, T_5) = iu(e, T_5) \times eu(e) = 1 \times (-2) = -2$. Let itemset $X = bc$. We have $PU(X) = PU(X, T_3) + PU(X, T_6) + PU(X, T_8) + PU(X, T_{10}) = PU(b, T_3) + PU(b, T_6) + PU(b, T_8) + PU(b, T_{10}) = 5 + 10 + 10 + 5 = 30$, $NU(X) = NU(X, T_3) + NU(X, T_6) + NU(X, T_8) + NU(X, T_{10}) = NU(c, T_3) + NU(c, T_6) + NU(c, T_8) + NU(c, T_{10}) = -7$, and $U(X) = U(X, T_3) + U(X, T_6) + U(X, T_8) + U(X, T_{10}) = 2 + 9 + 9 + 3 = 23$. Notice that the equation $U(X) = PU(X) + NU(X)$ holds for any itemset X .

Table 4

TU and RTU of each transaction

<i>Tid</i>	T_1	T_2	T_3	T_4	T_5	T_6	T_7	T_8	T_9	T_{10}
TU	5	43	20	2	5	39	10	15	39	4
RTU	11	53	29	8	15	40	12	21	42	10

Table 5

TWU and RTWU of each item

Item	a	b	c	d	e	f	g
TWU	79	121	127	100	74	161	55
RTWU	115	153	168	148	118	200	88

Definition 2 (redefined transaction-weighted utility [25]).

Within \mathcal{D} , the transaction utility $TU(T_k)$ equals the total utility of all items in T_k and $TU(T_k) = \sum_{i \in T_k} U(i, T_k)$. The redefined transaction utility of T_k , $RTU(T_k)$, equals the total utility of all items in T_k with positive external utility and $RTU(T_k) = PU(T_k, T_k)$. For an itemset X , the transaction-weighted utility in \mathcal{D} , $TWU(X)$, is the sum of the TU of all transactions containing X and $TWU(X) = \sum_{X \subseteq T_k \subseteq \mathcal{D}} TU(T_k)$. For an itemset X , the redefined transaction-weighted utility in \mathcal{D} , $RTWU(X)$, is the sum of the RTU of all transactions containing X and $RTWU(X) = \sum_{X \subseteq T_k \subseteq \mathcal{D}} RTU(T_k)$.

For instance, the TU and RTU for transaction T_i ($1 \leq i \leq 10$) are illustrated in Table 4. Table 5 displays the values of TWU and $RTWU$ for all single items. The values of TU and RTU for the same transaction are different, as are the values of TWU and $RTWU$ for the same item. This can be easily observed from Table 4 and Table 5: $TU(T_1) = 5$, $RTU(T_1) = 11$, $TWU(a) = 79$, and $RTWU(a) = 115$.

Definition 3 (top- k high utility itemset [41]). Let $minutil$ denotes the user-defined minimum utility threshold. If $U(X) \geq minutil$ for an itemset X , then X is termed as a HUI. In contrast, if $U(X) < minutil$, then X is a low-utility itemset. If there are at least k itemsets with utility no less than the $minutil$, then the top- k HUIs are the k itemsets with the highest utility.

For example, if $k = 3$ and $minutil = 90$, then from Table 2, we can observe that the top-3 HUIs are $\{(d, f) : 90\}$, $\{(b, f) : 120\}$, and $\{(f) : 132\}$.

Definition 4 (itemset period [9, 21, 39]). Given an itemset X , all transactions containing X can be obtained by scanning \mathcal{D} once. The set of transactions can be represented by their transaction tid as $T(X) = \{tid | X \subseteq T_{tid}\} = \{tid_1, tid_2, \dots, tid_n\}$, where $n \leq |\mathcal{D}|$. Here, $|\mathcal{D}|$ denotes the size of the database \mathcal{D} . The period of two consecutive transactions is the difference between their identifiers tid , i.e., the tid of the later appearing transaction minus the tid of the first appearing transaction. The period of an itemset X is the adjacency interval of the consecutive transactions that contain X . We can define the periods of an itemset X , $Per(X) = \{tid_{i+1} - tid_i | i = 0, 1, 2, \dots, k\}$, where $tid_0 = 0$ and $tid_{i+1} = |\mathcal{D}|$. Using $Per(X)$, we can precisely determine

Table 6

The periodic and support information of each item

Item	a	b	c	d	e	f	g
maxPer	3	3	2	2	3	2	2
minPer	1	1	1	1	1	1	1
support	6	5	7	8	6	6	5
avgPer	1.43	1.67	1.25	1.11	1.43	1.43	1.67

Table 7

The set of PHUIs in the running example

Itemset	$U(X)$	$minPer(X)$	$maxPer(X)$	$avgPer(X)$
$\{c, d, f\}$	78	1	3	2.0
$\{c, f\}$	77	1	3	1.7
$\{d, f\}$	90	1	3	2.0
$\{b, f\}$	120	1	3	2.0
$\{f\}$	132	1	2	1.4

the maximum time interval, minimum time interval, and average time interval for the appearance of X , denoted as $maxPer(X)$, $minPer(X)$, and $avgPer(X)$, respectively. $maxPer(X) = \max(Per(X))$, $minPer(X) = \min(Per(X))$, $avgPer(X) = \frac{(\sum_{k \in Per(X)} k)}{|Per(X)|} = \frac{|\mathcal{D}|}{(|sup(X)|+1)}$. Here, $|sup(X)|$ represents the support of X , i.e., the total transactions that contain X . It is important to note that when calculating $minPer(X)$, we exclude the first and last elements of $Per(X)$. Detailed explanations for this exclusion can be found in Ref. [9].

For instance, for the item e in Table 2, we can calculate that $T(e) = \{1, 2, 4, 5, 8, 10\}$ and $Per(e) = \{1, 1, 2, 1, 3, 2, 0\}$. Consequently, we can easily derive that $maxPer(e) = \max(Per(e)) = 3$, $minPer(e) = \min(Per(e)) = 1$, $avgPer(e) = \frac{|\mathcal{D}|}{(|sup(X)|+1)} = \frac{10}{(6+1)} = 1.429$. The periodic information for all single items is summarized in Table 6.

Definition 5 (periodic high utility itemset [9]). Before analysis, users define the periodicity thresholds and $minutil$, denoted as $maxPer$, $minPer$, $maxAvg$, $minAvg$, and $minutil$, for the itemsets of interest. For any itemset X , if the conditions $minPer \leq minPer(X)$, $maxPer(X) \leq maxPer$, $minAvg \leq avgPer(X) \leq maxAvg$, and $U(X) \geq minutil$ hold true, X is thus classified as a PHUI.

For example, if $minutil = 70$, $minPer = 1$, $maxPer = 5$, $minAvg = 1$, and $maxAvg = 5$, then from Table 2, all PHUIs that meet these criteria can be found as shown in Table 7.

Definition 6 (order of items [21]). Given a set of items $I^* = \{i_1, i_2, i_3, \dots, i_k\}$, an order ($<$) can be defined on these items. For any two distinct items $i_p, i_q \in I^*$, if both i_p and i_q are either positive or negative items, we will arrange them in ascending order according to their $RTWU$ values. If i_p is a positive item and i_q is a negative item, then $i_q < i_p$.

From Table 5, we can observe the $RTWU$ values for all items. From Table 3, we can identify c , e , and g as the negative items. Therefore, the order of the items is $\{g < e < c < a < d < b < f\}$.

Table 8

A reordered database

Tid	Transaction{item:utility}	RTU
T_1	{g:-1} {e:-4} {c:-1} {a:2} {d:9}	\$11
T_2	{e:-10} {a:6} {b:5} {f:42}	\$53
T_3	{g:-6} {c:-3} {d:12} {b:5} {f:12}	\$29
T_4	{e:-6} {a:2} {d:6}	\$8
T_5	{g:-3} {e:-2} {c:-5} {d:3} {f:12}	\$15
T_6	{c:-1} {b:10} {f:30}	\$40
T_7	{g:-2} {a:6} {d:6}	\$12
T_8	{g:-1} {e:-4} {c:-1} {a:2} {d:3} {b:10} {f:6}	\$21
T_9	{c:-3} {d:12} {f:30}	\$42
T_{10}	{e:-4} {c:-2} {a:2} {d:3} {b:5}	\$10

Problem statement. Given a transactional database D , periodicity constraints $minPer$, $maxPer$, $minAvg$, $maxAvg$, and the number k of PHUIs, the problem of TPUM is to discover the top- k itemsets with the highest utility that also satisfy the periodic constraints from D . The TPUM task is illustrated through an example. Given D in Table 2, with $minPer = 1$, $maxPer = 5$, $minAvg = 1$, $maxAvg = 5$ and $k = 3$, we can obtain the top-3 PHUIs from D as $\{(d, f): 90\}$, $\{(b, f): 120\}$, and $\{(f): 132\}$. The discovered top-3 periodic high-utility patterns are shown in Table 7.

4. Proposed Algorithm

In this section, we introduce the data structures, pruning strategies, and threshold-raising strategies used in this paper. Furthermore, we propose a novel TPU algorithm for discovering top- k PHUIs in databases that may or may not include negative utility values.

4.1. Data structures

Definition 7 (extension). For each item in an ordered itemset, suppose the current itemset is $\{p_1, p_2, \dots, p_n\}$, then each item p_i can be extended to combinations that include p_i and all subsequent items that have not yet appeared.

For example, consider the ordered itemset $\{a, b, c, d\}$. Then, a can be extended to ab , ac , ad . The ab can be extended to abc and abd . The abc can be extended to $abcd$. This process continues, but d cannot be extended further.

Definition 8 (PNU-list [25]). Given an itemset X in D , the PNU-list of X , denoted as $X.PNUL$, consists of two parts: the itemset X itself and a list associated with X . This list comprises all transactions containing X , represented as a 4-tuple $[tid, pu, nu, ru]$, where tid is the transaction identifier, pu is the positive utility of X in T_{tid} , nu is the negative utility of X in T_{tid} , and ru is the sum of the utilities of all positive items following X in tid . The value of ru can be calculated as $ru(X, T_{tid}) = \sum_{i \in T_{tid} \wedge x < i \wedge x \in X} PU(i, T_{tid})$.

For example, the PNU-list structure of $\{c, d, b\}$ is shown in Table 9. The Estimated Utility Co-occurrence Structure (EUCS) [10] is a 3-tuple defined as $[a, b, c] \in I \times I \times R$, where a and b represent two distinct items, and c represents

Table 9PNU-list of $\{c, d, b\}$

Itemset $\{c, d, b\}$			
tid	pu	nu	ru
3	17	-3	12
8	13	-1	6
10	8	-2	0

Table 10

The EUCS of the running example

Item	e	c	a	d	b	f
g	47	76	44	88	50	65
e		57	103	65	84	89
c			42	128	100	147
a				62	84	74
d					60	107
b						143

the value of $RTWU(a, b)$. For instance, the EUCS of items sorted according to Definition 6 is shown in Table 10.

Definition 9. The period estimated utility co-occurrence structure (PEUCS) is a 3-tuple represented as $[x, y, z]$. Here, x and y are two different items. z contains the $RTWU(x, y)$, $U(xy)$, and the periodicity information of the itemset $\{x, y\}$.

Here, we provide a brief description of the construction process for PEUCS. First, we scan the first transaction T_1 in Table 8, which contains five items: g, e, c, a , and d . Consequently, PEUCS stores 2-itemsets: $ge, gc, ga, gd, ec, ea, ed, ca, cd$, and ad , with the utility of -5, -2, 1, 8, -5, -2, 5, 1, 8, and 11, respectively. When calculating $minPer$, we do not consider the first and last period; therefore, only the $maxPer$ and $support$ of these itemsets are updated. The $support$ for all these itemsets is 1, and $maxPer$ is also set to 1. Next, we process the second transaction T_2 . The 2-itemsets in T_2 are ea, eb, ef, ab, af , and bf , with the utility of -4, -5, 32, 11, 48, and 47, respectively. Their support increases by 1. Except for the itemset ea , all other itemsets appear for the first time, so their $minPer$ is not updated as explained earlier, and their $maxPer$ is set to 2. Since ea already exists in PEUCS with a utility of -2, its utility is updated to $-2 - 4 = -6$, and $minPer(ea)$ is set to 1. The difference between the tid of T_2 and T_1 is 1, which is not greater than the existing $maxPer(ea)$ in PEUCS, so $maxPer(ea)$ is not updated. The same method is applied to process other transactions. The final results of the PEUCS for two different items are shown in Table 11. Each entry in Table 11 records the data from left to right, representing the $RTWU$, $Utility$, $minPer$, $maxPer$, and $support$ of all 2-itemsets. Note that in PEUCS, $*$ indicates utility less than 0, while A indicates the itemset that does not satisfy Property 5.

4.2. Pruning strategies

Property 1 (RTWU pruning [28]). Let X be an itemset. If $RTWU(X) < minutil$, then both X and all its super-itemsets

Table 11

The PEUCS of the running example

Item	e	c	a	d	b	f
g	47, -15*, 3, 4, 3	76, -21*, 2, 3, 4	44, 6, 1, 6 ^d , 3	88, 20, 1, 2, 5	50, 8, 5, 5, 2	65, 20, 2, 3, 3
e		57, -23*, 2, 4, 4	103, -14*, 1, 4, 5	65, 4, 1, 3, 5	84, 2, 2, 6 ^d , 3	89, 44, 3, 3, 3
c			42, 2, 2, 7 ^d , 3	128, 27, 1, 3, 6	100, 23, 2, 3, 4	147, 77, 1, 3, 5
a				62, 41, 1, 3, 5	84, 30, 2, 6 ^d , 3	74, 56, 6, 6 ^d , 2
d					60, 38, 2, 5, 3	107, 90, 1, 3, 4
b						143, 120, 1, 3, 4

are considered low utility itemsets. Conversely, if $RTWU(X) \geq \text{minutil}$, then itemset X passes the $RTWU$ pruning strategy and can be extended.

Proof: Let X and Y be two itemsets such that $X \subseteq Y$. We can easily derive the formulas $RTWU(X) \geq RTWU(Y) > U(Y)$ and $RTWU(X) > U(X)$. If $RTWU(X) < \text{minutil}$, then $U(X) < \text{minutil}$ and $U(Y) < \text{minutil}$. Therefore, we can conclude that neither X nor Y are HUIs.

Property 2 (RU pruning [25, 26]). Given an itemset X , if $RU(X) + PU(X) < \text{minutil}$, then neither X nor its extensions are HUIs. Conversely, if $RU(X) + PU(X) \geq \text{minutil}$, then X passes the RU strategy.

Proof: It is evident that for two itemsets X and Y where $X \subseteq Y$, only items $a \in I^*$ that satisfy $X < a$ are extended onto X to form Y . This implies that $U(Y) < RU(X) + PU(X)$. Thus, we can have that $U(X) < PU(X) < RU(X) + PU(X)$.

Property 3 (EUCP [10]). Let m and n be two distinct items. Utilizing the information in EUCS, if $RTWU(m, n) < \text{minutil}$, then all itemsets containing the itemset $\{m, n\}$ are not HUIs and can be pruned.

Proof: Based on Property 1, we can conclude that if $RTWU(X) < \text{minutil}$, then X and its extensions exhibit low utility. We can confidently discard these itemsets as they will not affect the final results.

Property 4 (LA pruning [19]). Let X and Y be two different itemsets. If $PU(X) + RU(X) - \sum_{T_k \in D \wedge X \subseteq T_k \wedge Y \not\subseteq T_k} PU(X, T_k) + RU(X, T_k) < \text{minutil}$, then XY is not a high-utility itemset, and neither are the extensions of XY . They can be pruned directly.

Proof: Let X be a subset of X' and Y be a subset of Y' . We can derive the following formula: (1) $PU(X) + RU(X) - \sum_{T_k \in D \wedge X \subseteq T_k \wedge Y \not\subseteq T_k} PU(X, T_k) + RU(X, T_k) = \sum_{T_k \in D} PU(X, T_k) + RU(X, T_k) - \sum_{T_k \in D \wedge X \subseteq T_k \wedge Y \not\subseteq T_k} PU(X, T_k) + RU(X, T_k) = \sum_{T_k \in D \wedge X \subseteq T_k \wedge Y \subseteq T_k} PU(X, T_k) + RU(X, T_k) + \sum_{T_k \in D \wedge X \subseteq T_k \wedge Y \not\subseteq T_k} PU(X, T_k) + RU(X, T_k) - \sum_{T_k \in D \wedge X \subseteq T_k \wedge Y \not\subseteq T_k} PU(X, T_k) + RU(X, T_k) = \sum_{T_k \in D \wedge X \subseteq T_k \wedge Y \subseteq T_k} PU(X, T_k) + RU(X, T_k)$. Let $I = \{i_1, i_2, i_3, \dots, i_m\}$ represent the set of items in D , and let $P = \{piu_1, piu_2, piu_3, \dots, piu_n\}$ represent the array of item utilities in I that satisfy the periodic constraints, where $n \leq m$. Let piu_k be the k -th highest value in P . The PIU strategy raises the minutil threshold to piu_k ($1 \leq k \leq n$). This new value serves as the minutil during the mining process until it is further raised by other threshold-raising

Property 5 (maxPer pruning [9]). For an itemset X , if $\text{maxPer}(X) > \text{maxPer}$, then X and its super-itemsets do not qualify as periodic itemsets. Conversely, if $\text{maxPer}(X) \leq \text{maxPer}$, the potential periodicity of itemset X and its extensions warrants further investigation.

Proof: This observation is self-evident. For any given itemsets X and Y , with Y being a super-itemset of X , it is apparent that $T(X) \supseteq T(Y)$. Consequently, the period of X cannot exceed that of Y . Thus, we conclude that $\text{maxPer}(Y) \geq \text{maxPer}(X) > \text{maxPer}$.

Property 6 (maxAvg pruning [9]). Given an itemset X , if $\text{avgPer}(X) > \text{maxAvg}$, then both itemset X and its super-itemsets are not periodic itemsets. If $\text{avgPer}(X) \leq \text{maxAvg}$, then itemset X and its extensions may potentially be periodic itemsets, requiring further investigation.

Proof: According to the formula in Ref. [9], $\text{avgPer}(X) = |D| / (| \text{sup}(X) | + 1)$, if $\text{avgPer}(X) > \text{maxAvg}$, which means $\text{avgPer}(X) = |D| / (| \text{sup}(X) | + 1) > \text{maxAvg}$, then $\text{sup}(X) < |D| / \text{maxAvg} - 1$. For a given itemset X and Y , where Y is a superset of X , it is evident that $\text{sup}(Y) \leq \text{sup}(X) < |D| / \text{maxAvg} - 1$, so $\text{avgPer}(Y) > \text{maxAvg}$.

4.3. Threshold-raising strategy

Here, we introduce several threshold-raising strategies used in the TPU algorithm.

Strategy 1 (Periodic real Item Utility strategy, PIU). This is an improved version of the RIU threshold-raising strategy [34]. PIU also works after the initial database scan. During this scan, we compute utility and periodicity information for all single items. In D , the utility of an item i that satisfies the periodicity constraint is denoted as $piu(i)$. Note that here we record only the utility of the items that satisfy the periodic constraints, not the utility of all items, which is a difference from the RIU threshold-raising strategy. The PIU strategy leverages the utility of single items with periodicity to raise the minutil threshold.

Table 12

The RIU and PIU of the single item

Item	g	e	c	a	d	b	f
RIU	-	-	-	20	54	35	132
PIU	-	-	-	20	54	35	132

Table 13

PCUDM

Item	e	c	a	d	b	f
g	-	-	×	20	8	20
e		-	-	4	×	44
c			×	27	23	77
a				41	×	×
d					38	90
b						120

strategies. For example, consider Table 2 with $minPer = 1$, $maxPer = 5$, $minAvg = 1$, $maxAvg = 5$, and $k = 3$. Since we need to discover the top- k periodic itemsets in \mathcal{D} , if we obtain the k -th highest utility itemset ($Part_k$) by observing a portion of the itemsets, then the utility of the top- k itemsets in the dataset ($Data_k$) must be greater than or equal to the utility value of $Part_k$. After the first scan of \mathcal{D} , the utility and periodicity information for all single items in \mathcal{D} will be determined, as presented in Table 12 and Table 6. Note that the piu and riu values for negative items are not displayed here, as $minutil$ cannot be a negative number. The 3rd highest value in P is 35, thus the $minutil$ can be raised to 35.

Strategy 2. Periodic Co-occurrence Utility Descending strategy, PCUD. This novel strategy is used during the second database scan. PCUD leverages the utility of 2-itemsets recorded in the PEUCS to enhance the $minutil$ threshold. Using PEUCS can avoid numerous joint operations during utility list construction. PEUCS is designed to store and quickly traverse the $RTWU$, $utility$, and periodicity of item pairs. If the $RTWU$ of each entry recorded in the PEUCS for item pairs is not less than $minutil$ and satisfies the periodicity constraints, then the pair of items is a potential PHUI. Thus, the utility of 2-itemsets in the PEUCS can be used to raise the threshold. To illustrate this process more clearly, we introduce the PCUDM, which helps us to understand the specific procedure. PCUDM is a utility matrix that records the utility of itemsets in the PEUCS that meet the periodicity conditions and the $RTWU$ pruning strategy.

Let $P_D(k)$ refer to the top- k PHUIs in \mathcal{D} and $PCUD_k$ denote the k -th highest utility in PCUDM. We have $U(X) \geq PCUD_k$ for all $X \in P_D(k)$. By leveraging the information in the PCUDM, the PCUD threshold-raising strategy can elevate $minutil$ to the k -th highest utility in PCUDM. Considering Table 8, given $k = 3$, $minPer = 1$, $maxPer = 5$, $minAvg = 1$, $maxAvg = 5$, and $k = 3$, we can use Definition 4 to calculate that the support threshold is $1 \leq sup(X) \leq 9$. By applying periodicity constraints and the $RTWU$ strategy to the data in Table 11, we can obtain the PCUDM, which is demonstrated in Table 13. The third-highest utility in

PCUDM is 77; thus, the PCUD strategy can raise $minutil$ to 77. Note that in Table 13, the symbol $-$ indicates that the itemset's utility is less than 0, and \times indicates that the itemset does not meet the periodicity conditions.

Strategy 3 (Periodic Real Utility strategy, PRU). This novel strategy is employed during the second scan of the database. It uses the utility of all single items and pair itemsets that satisfy periodicity conditions to raise the $minutil$ threshold. Here, a priority queue Q is used to maintain the utility of the currently mined top- k PHUIs. Let $P_D(k)$ denote the top- k PHUIs in \mathcal{D} . Let $Q_D(k)$ symbolize the k -th largest utility in Q . We have $U(X) \geq Q_k, \forall X \in P_D(k)$. Using the information in Q , the PRU threshold-raising strategy can raise $minutil$ to the k -th largest utility in Q .

In Table 2 and setting $minPer = 1$, $maxPer = 5$, $minAvg = 1$, $maxAvg = 5$, and $k = 3$, the information for all single items and pair itemsets that meet the periodicity conditions is stored in Table 12 and Table 13, respectively. From Table 12 and Table 13, we can observe that the top-3 itemsets in terms of utility are $\{f:132\}$, $\{bf:120\}$, and $\{df:90\}$. Therefore, the PRU strategy can raise the $minutil$ to 90.

4.4. The TPU algorithm

Here, we introduce the TPU algorithm, which is divided into two principal phases: the preparation phase and the search phase. The pseudocode of the preparation phase is shown in Algorithm 1, the pseudocode of the search phase is shown in Algorithm 2, and the construction of the utility-list during the search phase is detailed in Algorithm 3.

Algorithm 1: The TPU algorithm

Input: \mathcal{D} : the database; k : the desired count of PHUIs by the user; $minutil$: the minimum utility of top- k HUIs found so far; $maxPer$, $minPer$, $maxAvg$, $minAvg$: the periodic constraints.

Output: a set of top- k PHUIs.

- 1 scan \mathcal{D} and compute the TWU and periodic information $maxPer$, $minPer$, $avgPer$ for all individual items;
 - 2 apply the PIU strategy to raise $minutil$;
 - 3 $I^* \leftarrow$ each item i , which makes $TWU(i) \geq minutil$, $maxPer(i) \leq maxPer$ and $avgPer(i) \leq maxAvg$;
 - 4 order the items in I^* according to the $<$ rule;
 - 5 scan \mathcal{D} again and construct the $PNUL$ and $PEUCS$;
 - 6 apply the $PCUD$ and PRU strategies to increase the $minutil$;
 - 7 call $Search(\emptyset, null, PNULs, minutil, maxPer, minPer, maxAvg, minAvg)$;
 - 8 **return** a set of top- k PHUIs
-

Preparatory phase. In this paper, a set-enumeration tree [26] can visualize the search space for the TPUM problem. Exploration of this structure is conducted via a depth-first search approach. The order of item processing is as defined in Definition 6. The initial value of $minutil$ is 0. It is continuously raised during the subsequent execution of the algorithm. The pseudocode for the preparation phase of the TPU

Algorithm 2: The Search procedure

Input: P : a prefix of a pattern; $P\text{-}UL$: the utility-list of P ;
 ULs : the utility-lists of all extensions of P ;
 $minutil$, $minPer$, $maxPer$, $minAvg$, and $maxAvg$.
Output: the top- k PHUIs.

```

1 for each  $P_m \in ULs$  do
2   if  $P_m$  satisfies the periodicity and utility constraints
3     then
4       top- $k$  PHUIs  $\leftarrow$  top- $k$  PHUIs  $\cup P_m$ ;
5        $minutil = \min\{U(P_m) \mid P_m \in \text{top-}k \text{ PHUIs}\}$ ;
6     end
7   if  $PU(P_m) + RU(P_m) \geq minutil \ \&\& \ maxPer(P_m) \leq$ 
8      $maxPer \ \&\& \ avgPer(P_m) \leq maxAvg$  then
9      $P_m\text{-}ULs \leftarrow \emptyset$ ;
10    for each  $P_n \in ULs \ \&\& \ m < n$  do
11      if items  $m$  and  $n$  satisfy the EUCP && ESCP
12        then
13           $P_{mn} = P_m \cup P_n$ ;
14           $P_{mn}\text{-}UL \leftarrow \text{Construct}(P, P_m, P_n)$ ;
15           $P_m\text{-}ULs \leftarrow P_m\text{-}ULs \cup P_{mn}$ ;
16        end
17      end
18    end
19    call Search( $P_m, P_m\text{-}UL, P_m\text{-}ULs, minutil, minPer,$ 
20       $maxPer, minAvg, maxAvg$ );
21  end
22 end
23 return the top- $k$  PHUIs

```

algorithm is shown in Algorithm 1. Our algorithm scans the database twice. During the first scan, it calculates the $RTWU$ and periodic information ($maxPer$, $minPer$, and $support$) for single items (line 1). Then, it raises the threshold using the PIU strategy (line 2). Next, it filters out unpromising items using strategies Property 1, Property 6, and Property 5 (line 3). The items that meet the pruning criteria are recorded in I^* and sorted according to Definition 6 (line 4). During the second scan, the database is reordered, and the $PNUL$ and $PEUCS$ structures for single items are calculated (line 5). Then, it raises the threshold using the $PCUD$ and PRU strategy (Line 6). Algorithm 1 finally calls Algorithm 2 to commence the actual mining process (line 7). Setting $minPer = 1$, $maxPer = 5$, $minAvg = 1$, $maxAvg = 5$, and $k = 3$. First, the PIU strategy raises $minutil$ to 35. All single items satisfy strategies Property 1, Property 6, and Property 5, thus no single items are deleted. The order of items is $\{g < e < c < a < d < b < f\}$. The reordered database and the $PEUCS$ structure are shown in Tables 8 and 11, respectively. The $PCUD$ strategy raises $minutil$ to 77. The PRU strategy raises $minutil$ to 90.

Search phase. The pseudocode for the search stage of TPU, as shown in Algorithm 2, has three input parameters. P_m is a prefix itemset of length l . $P_m\text{-}UL$ is the UL of P_m , and $P_m\text{-}ULs$ is the UL of extensions of P_m . This algorithm is recursive. Firstly, it checks if P_m is a potential periodic high utility itemset (line 2). If so, P_m is added to the top- k PHUIs and updates $minutil$ (lines 3 to 4). Then, if P_m satisfies Property 2, Property 6, and Property 5, we consider

Algorithm 3: The Construct procedure

Input: P : an itemset with its PNU -list; P_m : the extension of P with an item m ; P_n : the extension of P with an item n .
Output: P_{mn} .

```

1 initialize  $P_{mn}\text{-}UL \leftarrow \emptyset$ ,  $sumUtility = PU(P_m) + RU(P_m)$ ;
2 for tuple  $em \in P_m\text{-}UL$  do
3   if  $\exists en \in P_n\text{-}UL \ \&\& \ em.tid == en.tid$  then
4     if  $P\text{-}UL == null$  then
5       call  $getPeriod(em.tid, P_{mn}\text{-}UL)$ ;
6        $emn \leftarrow [em.tid, em.pu + en.pu, em.nu + en.nu, en.ru]$ ;
7     else
8       search  $e \in P\text{-}UL \ \&\& \ e.tid == em.tid$ ;
9        $getPeriod(em.tid, P_{mn}\text{-}UL)$ ;
10       $emn \leftarrow [em.tid, em.pu + en.pu - e.pu, em.nu + en.nu - e.nu, en.ru]$ ;
11    end
12     $P_{mn}\text{-}UL \leftarrow P_{mn}\text{-}UL \cup emn$ ;
13  else
14     $sumUtility -= (em.pu + em.ru)$ ;
15     $sup(P_m) --$ ;
16    if  $sumUtility < minutil \ \parallel \ sup(P_m) <$ 
17       $supportPruning$  then
18      return null;
19    end
20  end
21 call  $getPeriod(em.tid, P_{mn}\text{-}UL)$ ;
22 return  $P_{mn}\text{-}UL$ 

```

Algorithm 4: getPeriod

Input: $em.tid, P_{mn}\text{-}UL$.
Output: $newPeriod$.

```

1  $period_{em} = calculatePeriod(em.tid, P_{mn}\text{-}UL)$ ;
2 if  $period_{em} > maxPer$  then
3   return null;
4 end
5  $newPeriod \leftarrow UpdatePeriodInformation(P_{mn}\text{-}UL,$ 
6    $period_{em})$ ;
7 return  $newPeriod$ 

```

P_m as a new prefix and calculate its extensions $P_m\text{-}ULs$ (lines 6 to 14). Finally, the TPU algorithm recursively executes $Search(P_m, P_m\text{-}UL, P_m\text{-}ULs)$ with the new parameters (line 15). The TPU algorithm, initially, is invoked with parameters \emptyset , the set of items $\{g, e, c, a, d, b, f\}$, and their utility lists as inputs. For item g , $U(g) < 0 < 90$, indicating it's not a PHUI. It checks whether g can be extended. Since $PU(g) + RU(g) = 88 < 90$, it does not satisfy Property 2, and thus g cannot be extended. Next, we evaluate the item e . $U(e) < 0 < 90$ suggests that e is not a PHUI. However, as $PU(e) + RU(e) = 118 > 90$, $maxPer(e) = 3 < 5$, and $avgPer(e) = 1.43 < 5$, e can be extended. Using the information from $PEUCS$ in Table 11, we obtain the $RTWU$ and periodicity information for $\{ec, ea, ed, eb, ef\}$. Among these, only $RTWU(ea) > 90$ satisfies Property 1. Hence, only the utility list for ea should

be constructed. This process is repeated with ea as the prefix. In total, apart from single items, TPU needs to construct the utility lists for ea , cd , cdf , cb , cbf , cf , df , and bf .

Construct procedure. The pseudocode for constructing the UL is demonstrated in Algorithm 3. The construction is similar to that in PHM [9] and PHMN [21]. The inputs are the $PNUL$ of P_m , P_n , and its prefix P , and the output is the $PNUL$ of P_{mn} . It starts by initializing $P_{mn}.UL$ and $sumUtility$ (line 1). Then, it iterates through each $tuple$, em , in $P_m.UL$ (line 2). If there is no $tuple$, en , in $P_n.UL$ with the same tid , it updates $sumUtility$ and $sup(P_m)$, and determines whether to prune (lines 14 to 18). Otherwise, it updates the periodic information and $P_{mn}.UL$ based on whether $P.UL$ is $null$ (lines 4 to 12). Finally, it computes the last period and decides whether to construct $P_{mn}.UL$ (line 21).

4.5. Complexity analysis

The TPU algorithm is mainly divided into two phases: the preparation phase and the search phase. The search phase includes the construction phase of the utility list. Let us assume that D contains m transactions and n items, and the average length of the transactions is a . The algorithm scans D and calculates each item's TWU and periodicity information. In this step, the time and space complexity are $O(am)$ and $O(n)$, respectively. The time complexity and space complexity of applying the PIU strategy are $O(n)$ and $O(1)$, respectively. We assume that there are b items that satisfy the pruning strategies of TWU, maxPer, and max-Avg. Then, the time complexity and the space complexity of constructing I^* are $O(n)$ and $O(b)$, respectively. In the second scan of D , the construction of PNUL and PEUCS incurs a time complexity of $O(am)$ and a space complexity of $O(b + b^2)$. The application of the PCUD and PRU strategies has a time complexity of $O(b^2)$ and a space complexity of $O(1)$. Therefore, the overall time complexity and the space complexity of the preparation phase are $O(2am + 2n + b^2)$ and $O(n + b^2 + 2b + 2)$, respectively. The search phase follows a recursive approach, where the complexity is primarily determined by the following seven factors: the number of iterations, the recursion depth, and the computational complexity of operations within each iteration and recursive call. Initially, the size of ULs corresponds to the number of single items that satisfy the given conditions, denoted as b . The maximum itemset length is b , leading to a recursion depth of at most b layers. Let $O(T)$ and $O(S)$ denote the time and space complexity of each invocation of the Construct algorithm, respectively. In the worst case, the time complexity and space complexity of the search algorithm are $O(n^b \times T)$ and $O(n^b \times S + k)$, respectively. Thus, the overall time complexity and space complexity of the TPU algorithm are $O(n^b \times T + 2am + 2n + b^2)$ and $O(n^b \times S + k + n + b^2 + 2b + 2)$, respectively.

5. Experiments

This section details the comprehensive experiments performed to verify the correctness and evaluate the performance of the TPU algorithm. TPU is the first algorithm

designed to address the TPUM problem that involves both positive and negative utility values. To verify the correctness of the algorithm, we compared the number of PHUIs discovered by the TPU with those discovered by the PHMN algorithm [21]. The existing top- k HUIM algorithms cannot be applied to this problem because they do not consider itemset periodicity. Therefore, in terms of effectiveness and efficiency evaluation, existing top- k HUIM algorithms cannot be compared with the TPU proposed in this paper. To assess TPU's efficiency, we compared two variants. Each employs different threshold-raising strategies: TPU_{base} uses only the PIU strategy; TPU utilizes the PIU, PCUD, and PRU strategies. The algorithms were developed using Java, and experiments were carried out on a DELL workstation featuring a 12th Gen Intel(R) Core(TM) i7 processor, Windows 11, and 16 GB of RAM.

5.1. Datasets

The experiment uses a total of six datasets, which are Chess_negative, accidents_negative, mushroom_negative, kosarak_negative, retail_negative, and pumsb_negative. These datasets are available for download from the open-source data mining library at <https://www.philippe-fournier-viger.com/spmf/>. Table 14 provides detailed characteristics of the datasets, where NT denotes the number of transactions, NI indicates the number of items, and ATL stands for the average transaction length. The *Periodic threshold* represents the periodicity threshold set for testing each dataset. The first number denotes *minPer*, the second denotes *maxPer*, the third denotes *minAvg*, and the fourth denotes *maxAvg*. The distribution of items in the dataset and the dataset's density affect the setting of the periodicity threshold. If the items in the dataset are sparsely distributed, the number of itemsets that satisfy the periodicity constraints will be smaller, requiring a more relaxed range for the periodicity constraints. On the other hand, if the dataset has a high density, meaning the items are relatively concentrated, there will be more itemsets satisfying the periodicity constraints, and thus the range of the periodicity constraints should be more stringent. The periodicity in the datasets used in this study is based on the settings in Ref. [9] and Ref. [21], while also considering the specific requirements when mining for top- k patterns. These datasets are real; however, their external utilities and quantities are generated using lognormal and uniform distributions, respectively. These distributions are set up similarly to the settings of previous studies [12, 21, 25]. An overview of the datasets used in this study is provided below. Chess_negative is derived from the UCI chess dataset. Accidents_negative contains anonymized data from traffic accidents. Mushroom_negative is based on the UCI mushrooms dataset. Kosarak_negative consists of click-stream transaction data from a Hungarian news portal. Retail_negative comprises customer transactions from an anonymous Belgian retail store. Pumsb_negative contains census information related to population and housing. Each dataset's parameters k were set to 10, 20, 30, 40, 50, 60, 70. Because each dataset has different characteristics, we

Table 14
Characteristics of the dataset

Dataset	/NT/	/NI/	ATL	Periodic threshold
Chess_negative	3196	75	37.0	1-50-1-20
accidents_negative	340183	468	33.81	1-50-1-20
mushroom_negative	8124	119	23.0	1-5000-1-2000
kosarak_negative	9900022	41270	8.10	1-5000-1-2000
retail_negative	88162	16470	10.31	1-5000-5-500
pumsb_negative	49046	2113	74.0	1-10-1-10

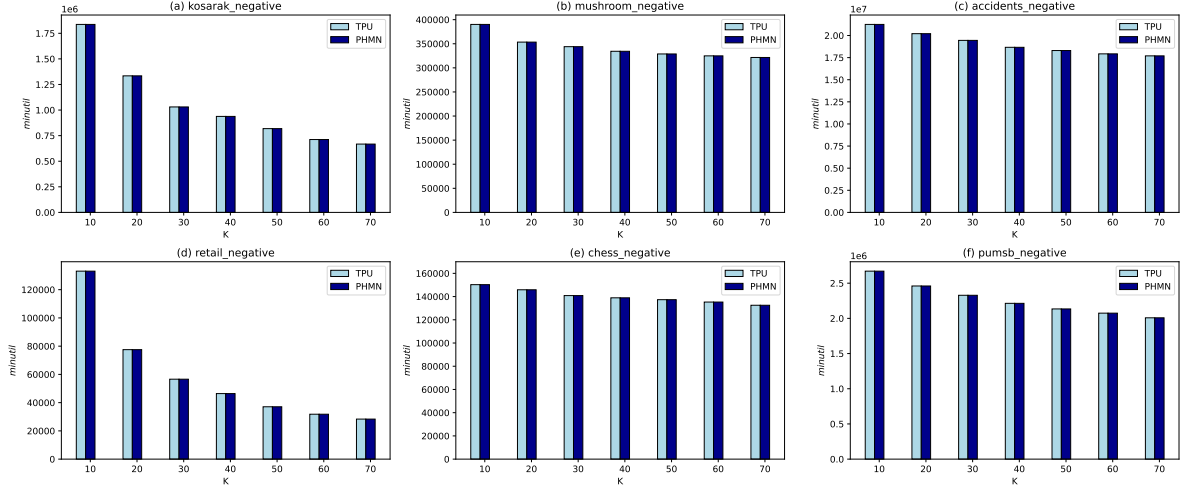


Figure 1: *minutil* under the varied top- k value.

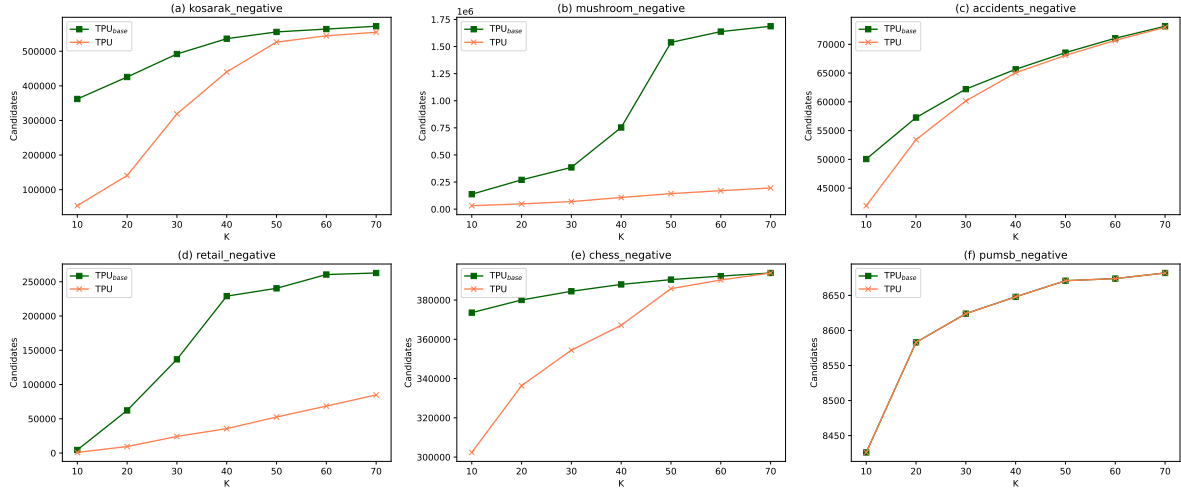
use different period thresholds for different datasets. For example, on the pumsb_negative dataset, when $minPer = 1$, $maxPer = 20$, $minAvg = 1$, $maxAvg = 10$, and $k = 10$, the running time of the TPU algorithm for mining the top-10 periodic itemsets is 4200.79 seconds. If the periodicity threshold is set too broadly, it will result in a significantly prolonged runtime. This does not affect the fairness of the comparison test.

5.2. Correctness analysis

To verify the correctness of the algorithm, we conducted a comparative analysis of the number of PHUIs identified by the TPU algorithm and those discovered by the PHMN algorithm [21]. Initially, we set the periodicity thresholds and the value of k . Using the TPU algorithm, we can discover the top- k PHUIs and record the *minutil* of the discovered top- k PHUIs. Subsequently, we employed this *minutil* along with the same periodicity thresholds to perform the mining task using the PHMN algorithm, documenting the number of PHUIs uncovered. Finally, we conducted a comparison of the number of PHUIs mined by both algorithms to ensure they were identical. As illustrated in Figure 1, the experimental results confirm that the number of PHUIs identified by our algorithm is consistent with the number found by the PHMN algorithm, thereby validating the correctness of our proposed algorithm. Additionally, our findings reveal that the *minutil* value decreases progressively as the value of k increases.

5.3. Candidate patterns

To assess the effectiveness of the TPU algorithm, we first compared the quantity of candidates generated by its two variants. For an equitable assessment, each test uses the same top- k setting and records its generated candidates. Figure 2 illustrates the number of candidates generated as the value of k changes, given specific periodicity thresholds. It can be observed that, in the first five datasets, the TPU algorithm generates fewer candidates compared to TPU_{base} . TPU employs all the threshold-raising strategies, whereas TPU_{base} utilizes only the PIU strategy. Therefore, the proposed PCUD and PRU strategies effectively raise the thresholds, allowing for the rapid elimination of unpromising patterns. However, as shown in Figure 2(f), for the pumsb_negative dataset, the amount of candidates generated by both the TPU and TPU_{base} algorithms is identical. This is because, in this dataset, the number of 1-itemsets and 2-itemsets that satisfy the periodicity constraint is small. Moreover, the threshold-raising strategy only considers two items, and the utility of the threshold raised by the algorithm is too small compared to the utility of the final mined itemsets. In other words, our strategy cannot effectively raise the threshold in the pumsb_negative dataset, which leads to the TPU and TPU_{base} algorithms having the same candidate itemsets. In conclusion, the proposed strategies generally lower the volume of candidate itemsets and the search space in most cases.


 Figure 2: Candidates under the varied top- k value.

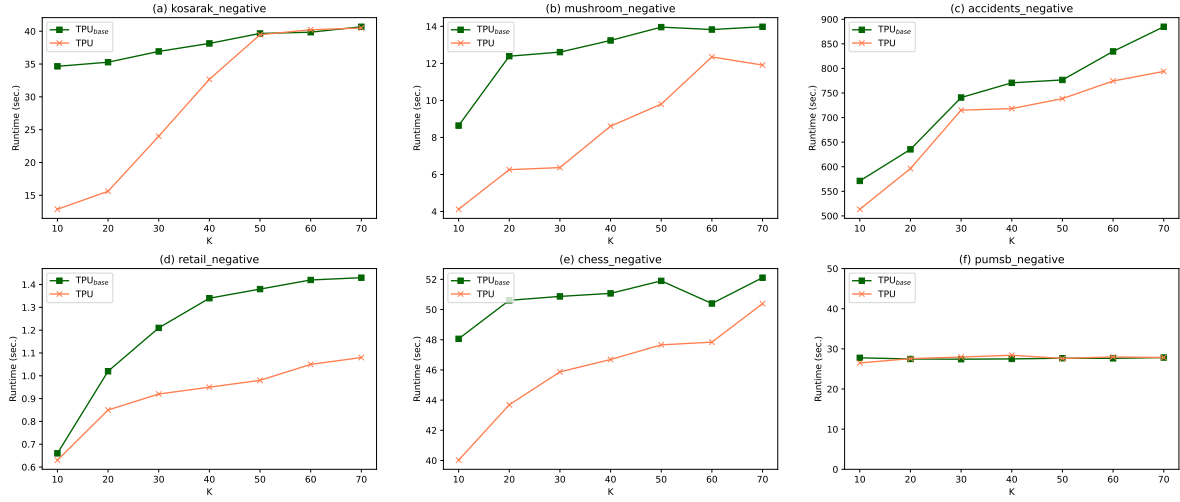
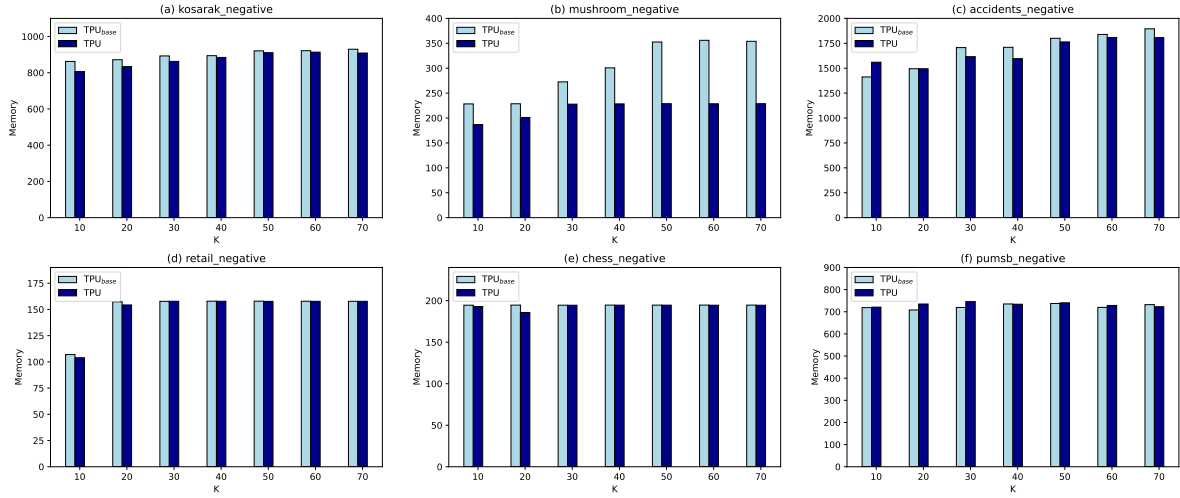
5.4. Runtime analysis

Here, the performance in terms of runtime is evaluated for both the TPU and TPU_{base} algorithms. Figure 3 illustrates how the runtime varies with changes in the value of k , given specific periodicity thresholds. As the value of k rises, it becomes apparent that the execution time of both algorithms shows an upward trend and TPU consistently exhibits shorter execution times compared to the TPU_{base} algorithm. This suggests that the strategies employed in TPU can expedite the execution process. For example, in the mushroom_{negative} dataset, the Figure 2(b) shows that the number of candidate itemsets increases as the k increases (indicating an expanding search space), and the Figure 3(b) shows that the runtime also increases with the k . This happens because as the k increases, the number of PHUIs that need to be mined increases, and as a result, the uplifted utility threshold decreases. This leads to a larger number of candidate itemsets as the k increases, which in turn causes the runtime to increase. However, as shown in Figure 3(f), the performance of the algorithms on the pumsb_{negative} dataset is less optimal. Initially, TPU's execution time is shorter than that of the TPU_{base} algorithm. When k grows, TPU's execution time surpasses that of the TPU_{base} algorithm. For instance, when $k = 30$, the execution time of TPU is 27.43 seconds, whereas TPU_{base} consumes 27.96 seconds. When $k = 40$, the execution time of TPU is 27.50 seconds, compared to 28.41 seconds of TPU_{base}. This phenomenon can be attributed to the fact that, in the pumsb_{negative} dataset, the number of 1-itemsets and 2-itemsets that satisfy the periodicity constraint is limited. Additionally, the threshold-raising strategy only considers two items, which results in a relatively small increase in the threshold compared to the utility values of the mined itemsets. Consequently, the strategy cannot effectively raise the *minutil* threshold, leading to identical candidate itemsets in both the TPU and TPU_{base} algorithms. This inefficiency in raising the *minutil* threshold is more pronounced in the TPU algorithm, although the PCUD and PRU strategies introduce

additional computational overhead. As shown in Figure 2(f), the TPU and TPU_{base} algorithms result in the same number of candidate itemsets, and TPU does not significantly improve the *minutil* compared to TPU_{base}. As a result, the added time from the PCUD and PRU strategies causes TPU to have slightly longer execution times as k increases. However, the difference in execution times is minimal. For instance, when $k = 40$, the largest time difference is only 0.91 seconds, and the second-largest difference, at $k = 30$, is just 0.53 seconds, as shown in Figure 3(f).

5.5. Memory cost analysis

Figure 4 shows the memory consumption of both TPU and TPU_{base} algorithms. We can observe that TPU consumes a similar amount of memory as TPU_{base}. However, on the mushroom_{negative} dataset, TPU consumes significantly less memory than the TPU_{base} algorithm. As demonstrated in Figure 4(b), as the value of k increases from 10 to 70, the memory consumption of TPU_{base} is 228.33 MB, 228.61 MB, 272.57 MB, 300.73 MB, 352.59 MB, 355.97 MB, and 353.97 MB, respectively. In contrast, the memory consumption of TPU is 186.84 MB, 201.12 MB, 227.83 MB, 228.37 MB, 228.78 MB, 228.58 MB, and 228.77 MB, respectively. This is because the mushroom_{negative} dataset is dense, with a larger number of 1-itemsets and 2-itemsets that satisfy the periodicity constraint, and the itemsets are more highly correlated. As a result, the TPU algorithm can quickly raise the threshold and prune unpromising itemsets, thereby reducing the cost of storing itemset information and leading to lower memory usage. This demonstrates that our proposed threshold-raising strategy effectively increases the threshold and speeds up the algorithm's execution without consuming excessive memory. Furthermore, the reduced memory usage on specific datasets, such as mushroom_{negative}, indicates the efficiency of the TPU algorithm in handling large-scale data while maintaining optimal resource utilization. This efficiency is particularly beneficial in practical applications where both speed and memory usage are critical factors.


 Figure 3: Runtime under the varied top- k value.

 Figure 4: Memory under the varied top- k value.

5.6. Threshold-raising strategies

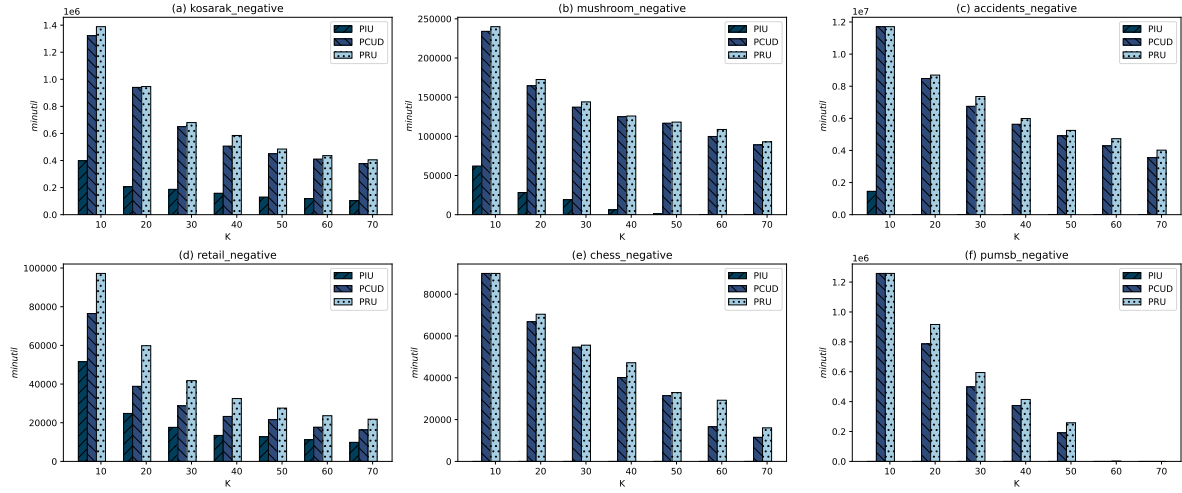
This section presents the results of experiments conducted to evaluate the effectiveness of the threshold-raising strategies utilized in the algorithm. During the experiments, TPU utilized the PIU, PCUD, and PRU strategies for mining top- k periodic high-utility itemsets with both positive and negative values, while TPU_{base} employed only the PIU strategy. By comparing the *minutil* values achieved using the PIU, PCUD, and PRU strategies during the mining process, the six datasets outlined earlier will be used to assess the effectiveness of the threshold-raising strategies.

Figure 5 presents the experimental results, demonstrating that compared to the PIU strategy, both the PCUD and PRU strategies are more effective in enhancing the *minutil*. The PRU strategy offers a modest improvement over the PCUD strategy in enhancing the *minutil*. Overall, both the PCUD and PRU strategies are more effective than the PIU strategy in increasing the *minutil*. Figure 5(b) and Figure 5(c) show that as k increases, the column for the PIU strategy is

not displayed. Similarly, Figure 5(e) and Figure 5(f) reveal that the PIU column is missing, with PIU values being zero. This is because, under the specific periodicity threshold setting, the number of 1-itemsets that satisfy the periodicity constraint in these datasets is less than k , so the PIU strategy cannot raise the threshold. Moreover, Figure 5(f) indicates that when k is 60 or 70, no data is displayed. This suggests that neither the PIU, PCUD, nor the PRU strategies can elevate the threshold under these conditions. The absence of data is due to the dataset containing fewer than k single items and 2-itemsets that satisfy the periodic threshold. Therefore, when k is large, the proposed threshold-raising strategies are ineffective in the pumsb_negative dataset.

6. Conclusion

This paper introduces the TPU algorithm, which can successfully identify the top- k PHUIs, including both positive and negative utilities. To enhance efficiency, we develop a


 Figure 5: *minutil* raising under the varied top-k value.

novel data structure and three innovative threshold-raising strategies: PIU, PCUD, and PRU. Utilizing the information stored in PCUDM, we can swiftly determine whether to construct the UL of an itemset, thereby avoiding numerous UL join operations. The PIU, PCUD, and PRU strategies enable threshold raising. The proposed threshold-raising strategy achieves a runtime reduction of over 5% on the datasets. The mushroom_negative and kosarak_negative datasets saw up to a 50% reduction in runtime, while the chess_negative dataset experienced a reduction of around 10%. Additionally, memory consumption decreased by approximately 2%, with the mushroom_negative dataset showing the highest reduction of about 30%. The experiments suggest that the TPU algorithm correctly discovers the top-k PHUIs and the proposed threshold-raising strategies exhibit excellent performance in both efficiency and effectiveness. In future research, we plan to apply the proposed strategies to other algorithms and conduct comparative studies. We aim to design more efficient threshold-raising strategies and explore novel pruning techniques to further reduce the search space. Finally, extending our work to advanced pattern types, such as top-k periodic sequential rules, is also meaningful.

Data Availability

The code and datasets are publicly available at <https://github.com/DSI-Lab1/TPU>.

References

- [1] Agrawal, R., Srikant, R., et al., 1994. Fast algorithms for mining association rules, in: The 20th International Conference on Very Large Data Bases, pp. 487–499.
- [2] Chan, R., Yang, Q., Shen, Y.D., 2003. Mining high utility itemsets, in: The 3rd IEEE International Conference on Data Mining, IEEE. pp. 19–19.
- [3] Chen, J., Guo, X., Gan, W., Wan, S., Yu, P.S., 2022. A generic algorithm for top-k on-shelf utility mining. arXiv preprint arXiv:2208.14230 .
- [4] Chen, J., Wan, S., Gan, W., Chen, G., Fujita, H., 2021. TOPIC: Top-k high-utility itemset discovering. arXiv preprint arXiv:2106.14811 .
- [5] Cheng, Z., Fang, W., Shen, W., Lin, J.C.W., Yuan, B., 2023. An efficient utility-list based high-utility itemset mining algorithm. Applied Intelligence 53, 6992–7006.
- [6] Dong, X., Qiu, P., Lü, J., Cao, L., Xu, T., 2019. Mining top-k useful negative sequential patterns via learning. IEEE Transactions on Neural Networks and Learning Systems 30, 2764–2778.
- [7] Duong, Q.H., Liao, B., Fournier-Viger, P., Dam, T.L., 2016. An efficient algorithm for mining the top-k high utility itemsets, using novel threshold raising and pruning strategies. Knowledge-Based Systems 104, 106–122.
- [8] Fang, W., Jiang, H., Lu, H., Sun, J., Wu, X., Lin, J.C.W., 2023. GPU-based efficient parallel heuristic algorithm for high-utility itemset mining in large transaction datasets. IEEE Transactions on Knowledge and Data Engineering 36, 652–667.
- [9] Fournier-Viger, P., Lin, J.C.W., Duong, Q.H., Dam, T.L., 2016. PHM: mining periodic high-utility itemsets, in: Industrial Conference on Data Mining, Springer. pp. 64–79.
- [10] Fournier-Viger, P., Wu, C.W., Zida, S., Tseng, V.S., 2014. FHM: Faster high-utility itemset mining using estimated utility co-occurrence pruning, in: The 21st International Symposium on Foundations of Intelligent Systems, Springer. pp. 83–92.
- [11] Gan, W., Lin, J.C.W., Fournier-Viger, P., Chao, H.C., Tseng, V.S., Yu, P.S., 2020a. A survey of utility-oriented pattern mining. IEEE Transactions on Knowledge and Data Engineering 33, 1306–1327.
- [12] Gan, W., Wan, S., Chen, J., Chen, C.M., Qiu, L., 2020b. TopHUI: Top-k high-utility itemset mining with negative utility, in: IEEE International Conference on Big Data, IEEE. pp. 5350–5359.
- [13] Han, J., Pei, J., Yin, Y., 2000. Mining frequent patterns without candidate generation. ACM SIGMOD Record 29, 1–12.
- [14] Han, M., Liu, S., Gao, Z., Mu, D., Li, A., 2024. Mining top-k constrained cross-level high-utility itemsets over data streams. Knowledge and Information Systems , 1–40.
- [15] Huang, S., Gan, W., Miao, J., Han, X., Fournier-Viger, P., 2023. Targeted mining of top-k high utility itemsets. Engineering Applications of Artificial Intelligence 126, 107047.
- [16] Jazayeri, A., Yang, C.C., 2024. Frequent pattern mining in continuous-time temporal networks. IEEE Transactions on Pattern Analysis and Machine Intelligence 46, 305–321.
- [17] Kimura, G., Hayamizu, Y., Kiran, R.U., Kitsuregawa, M., Goda, K., 2023. Efficient parallel mining of high-utility itemsets on multicore processors, in: The 39th IEEE International Conference on Data Engineering, IEEE. pp. 638–652.

- [18] Kiran, R.U., Venkatesh, J., Fournier-Viger, P., Toyoda, M., Reddy, P.K., Kitsuregawa, M., 2017. Discovering periodic patterns in non-uniform temporal databases, in: *The 21st Pacific-Asia Conference on Advances in Knowledge Discovery and Data Mining*, Springer. pp. 604–617.
- [19] Krishnamoorthy, S., 2015. Pruning strategies for mining high utility itemsets. *Expert Systems with Applications* 42, 2371–2381.
- [20] Krishnamoorthy, S., 2019. Mining top-k high utility itemsets with effective threshold raising strategies. *Expert Systems with Applications* 117, 148–165.
- [21] Lai, F., Zhang, X., Chen, G., Gan, W., 2023. Mining periodic high-utility itemsets with both positive and negative utilities. *Engineering Applications of Artificial Intelligence* 123, 106182.
- [22] Li, M., Han, M., Chen, Z., Wu, H., Zhang, X., 2023. FCHM-stream: fast closed high utility itemsets mining over data streams. *Knowledge and Information Systems* 65, 2509–2539.
- [23] Li, Y., Ma, C., Gao, R., Wu, Y., Li, J., Wang, W., Wu, X., 2024. OPF-Miner: Order-preserving pattern mining with forgetting mechanism for time series. *IEEE Transactions on Knowledge and Data Engineering* 36, 8981–8995.
- [24] Likitha, P., Veena, P., Kiran, R.U., Watanobe, Y., Zettsu, K., 2021. Discovering maximal partial periodic patterns in very large temporal databases, in: *IEEE International Conference on Big Data*, IEEE. pp. 1460–1469.
- [25] Lin, J.C.W., Fournier-Viger, P., Gan, W., 2016. FHN: An efficient algorithm for mining high-utility itemsets with negative unit profits. *Knowledge-Based Systems* 111, 283–298.
- [26] Liu, M., Qu, J., 2012. Mining high utility itemsets without candidate generation, in: *The 21st ACM International Conference on Information and Knowledge Management*, pp. 55–64.
- [27] Liu, X., Chen, G., Wu, F., Wen, S., Zuo, W., 2023. Mining top-k high average-utility itemsets based on breadth-first search. *Applied Intelligence* 53, 29319–29337.
- [28] Liu, Y., Liao, W.k., Choudhary, A., 2005. A two-phase algorithm for fast discovery of high utility itemsets, in: *Advances in Knowledge Discovery and Data Mining*, Springer. pp. 689–695.
- [29] Luna, J.M., Kiran, R.U., Fournier-Viger, P., Ventura, S., 2023. Efficient mining of top-k high utility itemsets through genetic algorithms. *Information Sciences* 624, 529–553.
- [30] Nguyen, T.D., Tung, N., Pham, T., Nguyen, L.T., 2023. Parallel approaches to extract multi-level high utility itemsets from hierarchical transaction databases. *Knowledge Based Systems* 276, 110733.
- [31] Qi, Y., Zhang, X., Chen, G., Gan, W., 2023. Mining periodic trends via closed high utility patterns. *Expert Systems with Applications* 228, 120356.
- [32] Qu, J.F., Fournier-Viger, P., Liu, M., Hang, B., Hu, C., 2023. Mining high utility itemsets using prefix trees and utility vectors. *IEEE Transactions on Knowledge and Data Engineering* 35, 10224–10236.
- [33] Rage, U.K., Pamalla, V., Toyoda, M., Kitsuregawa, M., 2024. PAMI: An open-source python library for pattern mining. *Journal of Machine Learning Research* 25, 1–6.
- [34] Ryang, H., Yun, U., 2015. Top-k high utility pattern mining with effective threshold raising strategies. *Knowledge-Based Systems* 76, 109–126.
- [35] Singh, P., 2021. FQTSMF: A fuzzy-quantum time series forecasting model. *Information Sciences* 566, 57–79.
- [36] Singh, P., 2025. A novel model to deal with ambiguous and complex time series: Application to sunspots forecasting. *Knowledge-Based Systems* , 114257.
- [37] Song, W., Fang, C., Gan, W., 2021. TopUMS: Top-k utility mining in stream data, in: *International Conference on Data Mining Workshops*, IEEE. pp. 615–622.
- [38] Sra, P., Chand, S., 2024. A residual utility-based concept for high-utility itemset mining. *Knowledge and Information Systems* 66, 211–235.
- [39] Tanbeer, S.K., Ahmed, C.F., Jeong, B.S., Lee, Y.K., 2009. Discovering periodic-frequent patterns in transactional databases, in: *Advances in Knowledge Discovery and Data Mining*, Springer. pp. 242–253.
- [40] Tseng, V.S., Shie, B.E., Wu, C.W., Yu, P.S., 2012. Efficient algorithms for mining high utility itemsets from transactional databases. *IEEE Transactions on Knowledge and Data Engineering* 25, 1772–1786.
- [41] Tseng, V.S., Wu, C.W., Fournier-Viger, P., Yu, P.S., 2015. Efficient algorithms for mining top-k high utility itemsets. *IEEE Transactions on Knowledge and Data Engineering* 28, 54–67.
- [42] Tseng, V.S., Wu, C.W., Shie, B.E., Yu, P.S., 2010. UP-Growth: an efficient algorithm for high utility itemset mining, in: *The 16th ACM SIGKDD International Conference on Knowledge Discovery and Data Mining*, pp. 253–262.
- [43] Tung, N., Nguyen, T.D., Nguyen, L.T., Vo, B., 2024. An efficient method for mining high-utility itemsets from unstable negative profit databases. *Expert Systems with Applications* 237, 121489.
- [44] Vlashejerdi, M.N., Daneshpour, N., 2025. Efficient mining of closed high-utility itemsets in dynamic and incremental databases. *Engineering Applications of Artificial Intelligence* 144, 110081.
- [45] Wu, C.W., Shie, B.E., Tseng, V.S., Yu, P.S., 2012. Mining top-k high utility itemsets, in: *The 18th ACM SIGKDD International Conference on Knowledge Discovery and Data Mining*, pp. 78–86.
- [46] Yan, Y., Niu, X., Zhang, Z., Fournier-Viger, P., Ye, L., Min, F., 2024. Efficient high utility itemset mining without the join operation. *Information Sciences* 681, 121218.
- [47] Zhang, C., Du, Z., Gan, W., Yu, P.S., 2021. TKUS: Mining top-k high utility sequential patterns. *Information Sciences* 570, 342–359.
- [48] Zhang, X., Lai, F., Chen, G., Gan, W., 2023. Mining high-utility sequences with positive and negative values. *Information Sciences* 637, 118945.
- [49] Zhang, X., Qi, Y., Chen, G., Gan, W., Fournier-Viger, P., 2022. Fuzzy-driven periodic frequent pattern mining. *Information Sciences* 618, 253–269.
- [50] Zida, S., Fournier-Viger, P., Lin, J.C.W., Wu, C.W., Tseng, V.S., 2015. EFIM: a highly efficient algorithm for high-utility itemset mining, in: *Mexican International Conference on Artificial Intelligence*, Springer. pp. 530–546.