

# ENHANCING RETRIEVAL AUGMENTATION VIA ADVERSARIAL COLLABORATION

Letian Zhang<sup>\*†</sup>

Guanghao Meng<sup>\*†</sup>

Xudong Ren<sup>†</sup>

Yiming Wang<sup>‡</sup>

Shu-Tao Xia<sup>†</sup>

<sup>†</sup> Tsinghua University

<sup>‡</sup> Huawei Technologies Ltd.

Retrieval-augmented Generation (RAG) is a prevalent approach for domain-specific LLMs, yet it is often plagued by "Retrieval Hallucinations"—a phenomenon where fine-tuned models fail to recognize and act upon poor-quality retrieved documents, thus undermining performance. To address this, we propose the Adversarial Collaboration RAG (AC-RAG) framework. AC-RAG employs two heterogeneous agents: a generalist Detector that identifies knowledge gaps, and a domain-specialized Resolver that provides precise solutions. Guided by a moderator, these agents engage in an adversarial collaboration, where the Detector's persistent questioning challenges the Resolver's expertise. This dynamic process allows for iterative problem dissection and refined knowledge retrieval. Extensive experiments show that AC-RAG significantly improves retrieval accuracy and outperforms state-of-the-art RAG methods across various vertical domains.<sup>1</sup>

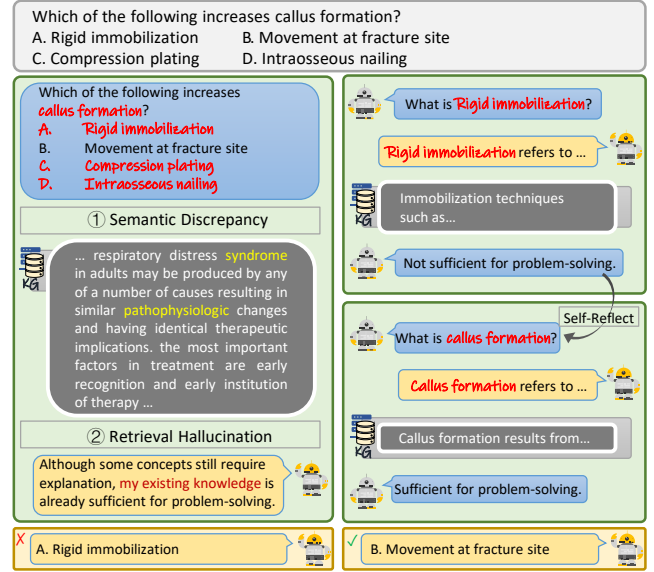
**Index Terms**— Retrieval-Augmented Generation (RAG), Adversarial Collaboration, Multi-Agent Systems

## 1. INTRODUCTION

Retrieval-Augmented Generation (RAG) seeks to enhance Large Language Models (LLMs) by integrating external knowledge bases, thereby mitigating factual inaccuracies and hallucinations [1, 2]. This approach has garnered significant interest for its potential in domain-specific applications. However, the performance of RAG systems is heavily dependent on the quality of retrieved information, and existing methods often face critical challenges that degrade their effectiveness, as illustrated in Figure 1.

One primary issue is Semantic Discrepancy, where retrievers, optimized for semantic similarity, fail to capture the nuanced "relevance" required by complex queries. For instance, a query about "callus formation" might retrieve documents discussing "rigid immobilization" due to superficial semantic overlap, even though "movement at the fracture site" is the more relevant concept for answering the question. This discrepancy between similarity and relevance often leads to the retrieval of suboptimal or misleading information.

A more subtle and pernicious problem, which we identify as Retrieval Hallucination, occurs particularly with LLMs that have been fine-tuned on specialized domain data. These

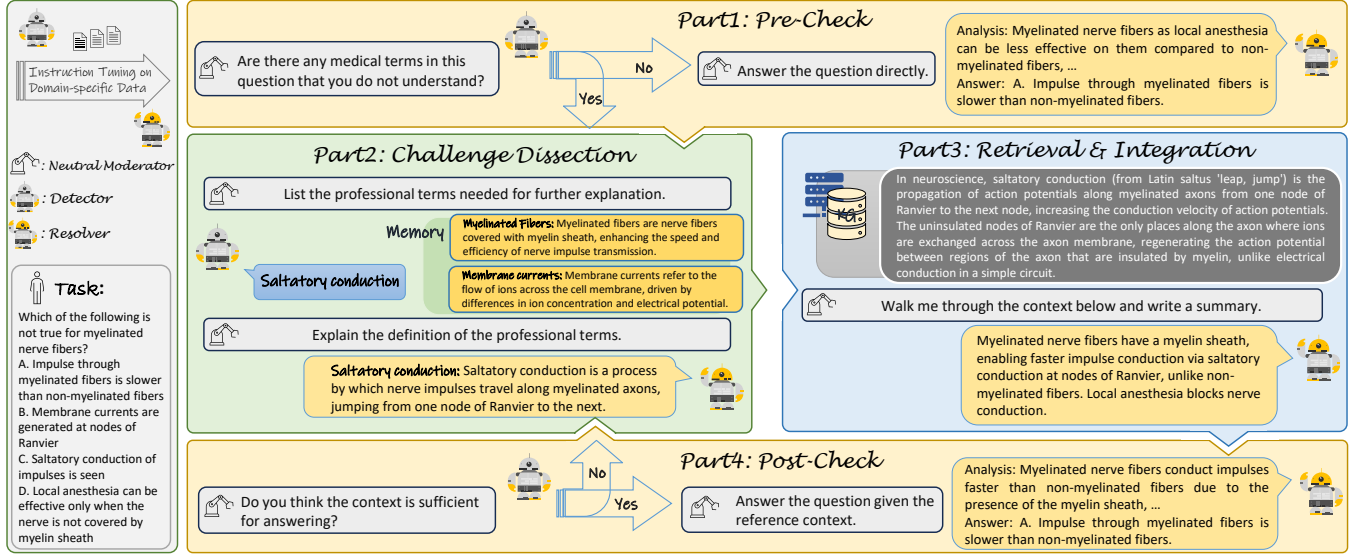


**Fig. 1:** AC-RAG overcomes key failures of vanilla RAG: (1) *Semantic Discrepancy* (retrieving irrelevant content) and (2) *Retrieval Hallucination* (overconfidence in accepting poor results). Our framework addresses both through adversarial collaboration.

expert models can exhibit overconfidence in their own parametric knowledge, causing them to either bypass the retrieval process entirely or uncritically accept irrelevant search results during self-reflection phases. As shown in Figure 1, even when retrieval provides a low-quality document about "respiratory distress syndrome" for a question on "callus formation", a fine-tuned model might erroneously conclude its existing knowledge is sufficient and proceed to generate an incorrect answer. This overconfidence prevents the model from initiating further, more targeted searches, effectively trapping it in a state of hallucination supported by poor retrieval. This challenge is particularly acute in systems that utilize self-correction or reflection mechanisms but are hindered by an overconfident generator [3, 4].

To address these interconnected challenges, we propose the Adversarial Collaborative RAG (AC-RAG), a novel framework designed to foster more rigorous and accurate knowledge acquisition. AC-RAG orchestrates a dynamic interaction between two heterogeneous agents: a generalist, non-fine-tuned Detector and a domain-expert, fine-tuned Re-

<sup>1</sup>Code is available: <https://anonymous.4open.science/r/AC-RAG/>



**Fig. 2:** Overview of our framework. We employ two different LLMs in our Adversarial Collaboration process (Detector + Retriever). A Neutral Moderator supervises the entire operation. For each task  $Q$ , our workflow is divided into four phases, involving between 0 and  $N$  retrievals. The process concludes at an optimal point through Adaptive Retrieval. The memory  $\mathcal{M}$  from each interaction is used as a reference for subsequent interactions and for generating the final response.

solver. The Detector’s lack of specialized knowledge makes it less prone to overconfidence, positioning it as an ideal agent for identifying potential knowledge gaps and dissecting complex problems into simpler, more retrievable sub-questions. In contrast, the expert Resolver is tasked with answering these sub-questions, leveraging its deep domain knowledge to generate precise queries and synthesize retrieved information. This interaction follows a “Dissect-Retrieve-Reflect” workflow, where the Detector’s persistent questioning and the Resolver’s expert synthesis create a productive adversarial tension. This process, guided by a neutral moderator, systematically filters out noise, probes for deeper understanding, and converges on a well-supported, collaborative solution, effectively mitigating both semantic discrepancies and retrieval hallucinations.

## 2. METHODS

Our AC-RAG framework is built upon an adversarial collaboration between two heterogeneous agents: a general, non-fine-tuned Detector ( $F_D$ ) and a domain-expert, fine-tuned Resolver ( $F_R$ ). The Detector identifies knowledge gaps, while the Resolver provides expert solutions. This process is orchestrated by a neutral moderator through a multi-turn “Dissect-Retrieve-Reflect” workflow, as depicted in Figure 2. The entire workflow, including the pseudo-code (Algorithm 1), is detailed in the Appendix.

**Pre-Check.** The workflow begins with a Pre-Check, where the Detector assesses if retrieval is necessary. This step prevents the indiscriminate use of RAG, which can sometimes be counterproductive.

**Challenge Dissection.** If retrieval is needed, the process enters an iterative loop. In each round  $k + 1$ , the Detector analyzes the original query  $Q$  and the accumulated memory  $M_k$  to formulate a new sub-question  $t_{k+1} = F_D(Q, M_k)$ . The memory  $M_k$  stores pairs of terms and their summarized explanations from previous rounds, i.e.,  $M_k = \bigcup_{i=1}^k (t_i, s_i)$ , with  $M_0 = \emptyset$ .

**Retrieval & Integration.** Next, we first generate a preliminary explanation  $e_{k+1} = F_R(t_{k+1})$  for the sub-question. We then use this explanation as an enhanced query for the retriever  $R$ , a technique known to improve performance by aligning the query more closely with the language of the source documents [5]. This yields retrieved documents  $r_{k+1} = R(e_{k+1})$ . Subsequently, the Resolver summarizes this content to produce a concise explanation  $s_{k+1} = F_R(r_{k+1})$ , filtering out noise. The memory is then updated:  $M_{k+1} = M_k \cup (t_{k+1}, s_{k+1})$ .

**Post-Check.** The final stage of each loop is the Post-Check, where the Detector determines if the current knowledge in memory  $M_{k+1}$  is sufficient. If not, and if the maximum number of iterations  $N$  has not been reached, a new round begins. Otherwise, the loop terminates, and the Resolver generates the final answer based on the full context:  $A = F_R(Q, M_n)$ .

**Adaptive Retrieval.** Decisions in the Pre-Check and Post-Check phases are governed by the Detector’s confidence. We measure this by calculating the log probability of it generating an affirmative token (e.g., “yes”). The confidence score is defined as  $\text{score}_k = \frac{1}{L} \sum_{\ell=1}^L \log P(y_\ell \in S | y_{<\ell}, Q, M_k, F_D)$ , where  $S$  is the set of affirmative tokens. Retrieval is triggered if  $\text{score}_0 > \delta_1$  (Pre-Check) or if another iteration is requested with  $\text{score}_k > \delta_4$  (Post-Check). For efficiency, we set  $L = 1$ .

### 3. EXPERIMENTS AND RESULTS

We evaluate AC-RAG on knowledge-intensive tasks, primarily in the medical domain. All experimental setup details, including model training, datasets, baselines, and generalizability tests on other domains, are provided in the Appendix.

#### 3.1. Main Results on Medical Tasks

We tested our method on four challenging medical benchmarks: MedQA [6], MedMCQA [7], PubMedQA [8], and MMLU-Medical [9]. As shown in Table 1, our primary model, AC-RAG-8B (which uses a fine-tuned Llama-3-8B as the Resolver), consistently outperforms strong baselines.

When compared to baselines without retrieval, AC-RAG-8B surpasses both the original Llama-3-8B [10] and its fine-tuned version (Llama-3-8B-FT). When compared to retrieval-based baselines, AC-RAG also demonstrates clear advantages. Notably, standard RAG can even degrade the performance of powerful models like Llama-3-8B on some benchmarks. This performance drop is particularly stark on MedQA and PubMedQA, as shown in Table 1, where the model’s accuracy declines when presented with potentially noisy or irrelevant retrieved documents. This phenomenon highlights a key challenge that AC-RAG is designed to overcome. In contrast, our approach, along with other advanced RAG solutions like Self-RAG [3] and CRAG [11], mitigates this issue, with AC-RAG achieving the best performance among them. This suggests that the advantages of AC-RAG stem not only from the training data but also from the framework’s inherent design, which more effectively combats the "Retrieval Hallucination" by actively dissecting problems rather than passively filtering documents. Furthermore, our larger model, AC-RAG-70B, achieves performance competitive with GPT-4.

#### 3.2. Ablation Studies

To dissect the effectiveness of AC-RAG’s components, we conduct comprehensive ablation studies.

##### 3.2.1. The Role of Heterogeneous Agents

To validate our core design choice of using heterogeneous agents, we analyze the performance of different model combinations for the Detector and Resolver roles. As shown in Table 2, our proposed setup—using a non-fine-tuned "Basic" model as the Detector and a fine-tuned "FT" model as the Resolver—yields the best results.

Using a general model as the Detector leads to a higher retrieval rate (RA Rate) and more interaction turns (Iters). This suggests that specialized models can be overconfident, skipping retrieval when it is needed—a "retrieval hallucination" issue that a less confident general model helps mitigate. Conversely, for the Resolver, a specialized model is more

**Table 1:** Overall results on four medical benchmarks. **Bold** numbers indicate the best performance for non-proprietary models of similar scale. \* denotes results from concurrent studies. – indicates data not reported or applicable. We mark our reproductions with \*\*. All results from our implementations are averaged over five runs.

Model	Accuracy (↑)				
	MMLU-Medical	PubMedQA	MedMCQA	MedQA	Avg
Baselines without retrieval					
Mistral-7B	60.8 <sub>1.23</sub>	33.8 <sub>15.2</sub>	45.4 <sub>1.77</sub>	48.5 <sub>1.64</sub>	43.3
Llama-3-8B	67.2 <sub>2.37</sub>	64.8 <sub>10.4</sub>	51.8 <sub>3.10</sub>	59.2 <sub>3.61</sub>	60.8
Llama-3-8B-FT	68.2 <sub>1.65</sub>	65.8 <sub>7.45</sub>	57.0 <sub>2.31</sub>	60.0 <sub>1.89</sub>	62.8
MEDITRON-7B	42.3 <sub>2.37</sub>	69.3 <sub>15.1</sub>	36.3 <sub>1.38</sub>	37.4 <sub>3.27</sub>	42.8
PMC-Llama-7B	26.2 <sub>1.27</sub>	57.0 <sub>20.6</sub>	27.4 <sub>5.91</sub>	27.8 <sub>0.86</sub>	32.0
-----					
Mixtral-8x7B	74.7 <sub>0.87</sub>	69.8 <sub>7.34</sub>	56.2 <sub>0.21</sub>	58.1 <sub>0.95</sub>	64.7
Llama-3-70B	82.8 <sub>0.50</sub>	72.4 <sub>3.44</sub>	72.3 <sub>2.30</sub>	74.5 <sub>2.75</sub>	76.4
-----					
GPT-4	88.3	73.6	77.2	79.3	79.6
-----					
Baselines with retrieval					
Mistral-7B	61.1 <sub>3.19</sub>	41.6 <sub>13.9</sub>	46.1 <sub>2.14</sub>	50.8 <sub>2.01</sub>	49.9
Llama-3-8B	65.1 <sub>3.48</sub>	43.6 <sub>12.6</sub>	52.5 <sub>3.63</sub>	55.3 <sub>3.92</sub>	54.1
Llama-3-8B-FT	66.7 <sub>2.94</sub>	63.8 <sub>8.12</sub>	55.2 <sub>3.08</sub>	60.3 <sub>2.26</sub>	61.5
SAIL*	-	69.2	-	-	-
CRAG*	-	<b>75.6</b>	-	-	-
Self-RAG*	-	72.4	-	-	-
Self-CRAG*	-	74.8	-	-	-
CRAG**	68.7 <sub>3.25</sub>	69.6 <sub>13.2</sub>	57.9 <sub>2.67</sub>	60.2 <sub>2.28</sub>	64.1
Self-RAG**	69.1 <sub>1.08</sub>	67.5 <sub>10.6</sub>	<b>59.8</b> <sub>2.31</sub>	61.8 <sub>1.01</sub>	64.6
-----					
Mixtral-8x7B	74.5 <sub>1.71</sub>	67.2 <sub>9.07</sub>	56.7 <sub>1.10</sub>	58.8 <sub>1.36</sub>	64.3
Llama-3-70B	83.1 <sub>0.83</sub>	72.1 <sub>6.01</sub>	71.8 <sub>2.95</sub>	74.4 <sub>2.96</sub>	75.6
-----					
Ours					
AC-RAG-8B	<b>70.2</b> <sub>0.43</sub>	73.2 <sub>9.46</sub>	59.6 <sub>1.75</sub>	<b>63.2</b> <sub>1.43</sub>	<b>66.5</b>
-----					
AC-RAG-70B	<b>84.2</b> <sub>0.43</sub>	73.9 <sub>3.92</sub>	<b>75.8</b> <sub>0.99</sub>	<b>75.9</b> <sub>1.69</sub>	<b>77.5</b>

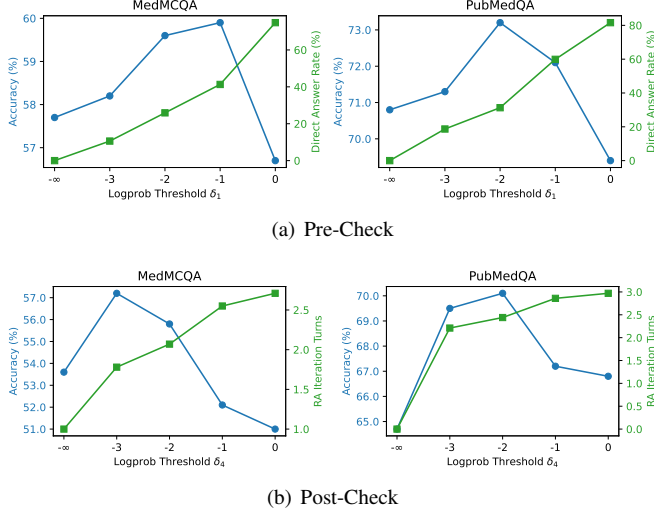
efficient and accurate, leading to fewer interaction rounds and improved performance. Its domain expertise is beneficial for tasks like summarizing retrieved results and providing the final answer. This ablation strongly validates our hypothesis that an adversarial collaboration between heterogeneous agents is key to AC-RAG’s success.

##### 3.2.2. Impact of Adaptive Retrieval Thresholds

We further analyze the impact of the adaptive retrieval thresholds,  $\delta_1$  for Pre-Check and  $\delta_4$  for Post-Check, on two representative benchmarks, MedMCQA and PubMedQA.

**Pre-Check Analysis.** As shown in Figure 3(a), the choice of  $\delta_1$  directly influences the "Direct Answer Rate"—the percentage of questions answered without retrieval. A larger  $\delta_1$  makes the model more inclined to retrieve. The optimal threshold varies across benchmarks, but an overly aggressive retrieval strategy (e.g., a very low  $\delta_1$ ) can negatively impact performance. This demonstrates that indiscriminately applying RAG can be harmful, and the Pre-Check stage is crucial for balancing retrieval benefits with the risk of introducing noise.

**Post-Check Analysis.** The Post-Check threshold  $\delta_4$  controls the number of iterative retrieval rounds. Figure 3(b) shows that performing only a single round of retrieval ( $\delta_4 = -\infty$ )



**Fig. 3:** Analysis on adaptive retrieval.  $\delta_1$  and  $\delta_4$  serve as thresholds for the Pre-Check and Post-Check stages, respectively. The Direct Answer Rate measures the percentage of samples that achieve direct answers during the Pre-Check stage without any retrieval enhancement. The Post-Check experiment focuses only on samples that have successfully passed the Pre-Check stage and subsequently proceed with retrieval. For models utilizing retrieval augmentation, we calculate both the accuracy and the average number of retrieval turns per sample.

is suboptimal. As  $\delta_4$  increases, the average number of interaction turns ("RA Iteration Turns") also increases, leading to performance gains up to a certain point. This confirms that multi-turn refinement is effective for addressing complex questions where initial retrievals may introduce new knowledge gaps. However, excessively high values do not yield further benefits, indicating a point of diminishing returns.

## 4. RELATED WORK

**Retrieval-Augmented Generation.** Retrieval-Augmented Generation (RAG) enhances LLMs by incorporating external knowledge [2]. Recent advancements have focused on improving the RAG process. Some methods introduce adaptive retrieval, determining when retrieval is necessary to avoid noise, such as Self-RAG [3]. Others focus on enhancing robustness by filtering irrelevant context [12] or improving instruction quality by integrating retrieved documents during fine-tuning [13]. While our work builds on the principle of adaptive retrieval, it introduces a novel mechanism for this decision-making process: an adversarial collaboration between two heterogeneous agents. This distinguishes AC-RAG from methods that rely on a single model's self-reflection or a separate filtering module.

**Chain of Thought for Retrieval.** The Chain of Thought (CoT) paradigm has proven effective for complex reasoning [14]. This concept has been extended to RAG, where rea-

**Table 2:** Ablation studies on AC-RAG's adversarial agents selection. "Base" and "FT" refer to the model before and after fine-tuning, respectively. The RA Rate denotes the percentage of test samples that undergo at least one retrieval. "Iters" indicates the average number of retrievals per sample for those that have undergone at least one retrieval cycle.

	Detector		Resolver		MedMCQA			PubMedQA		
	Basic	FT	Basic	FT	Acc ↑	RA Rate	Iters	Acc ↑	RA Rate	Iters
[1]		✓	✓		52.3	62.4	1.74	50.6	61.0	2.21
[2]		✓	✓	✓	56.5	62.4	1.22	69.1	61.0	1.89
[3]	✓		✓		53.9	74.1	2.41	60.7	68.7	2.62
[4]	✓		✓	✓	<b>59.6</b>	74.1	1.80	<b>73.2</b>	68.7	2.35

soning steps guide the retrieval process. For instance, IR-COT interleaves CoT reasoning with retrieval to refine search queries [15], and other works use CoT to decompose complex questions into simpler, retrievable sub-problems [16]. These methods typically rely on a single LLM to generate and refine its own thought process. Our AC-RAG framework draws inspiration from this compositional approach but operationalizes it through a multi-agent dialogue. The "chain of thought" is not generated by a single mind but is instead the emergent result of the structured interaction between the questioning Detector and the answering Resolver.

**Interacting Agents.** Multi-agent systems have a long history, with communication enabling complex task-solving [17]. These systems often operate in cooperative scenarios, where agents work together towards a common goal [18]. Our approach, however, is founded on *adversarial collaboration*, a concept more akin to the competitive dynamics seen in methods like Actor-Critic in reinforcement learning [19]. In AC-RAG, the agents have distinct, sometimes conflicting, roles: the Detector seeks to find flaws and knowledge gaps, while the Resolver aims to provide complete answers. This structured tension, rather than pure cooperation, is the mechanism that drives deeper inquiry and improves the final output, allowing the system to capitalize on the unique strengths of each agent.

## 5. CONCLUSION

This paper addresses "Retrieval Hallucination", a key challenge where fine-tuned RAG models become overconfident in specialized domains. We introduced AC-RAG, a framework that mitigates this via an adversarial collaboration between a generalist Detector and a specialist Resolver. By iteratively dissecting problems and refining knowledge, AC-RAG robustly enhances generation quality. Extensive experiments show significant performance gains over strong baselines, highlighting the potential of this structured multi-agent approach for more reliable RAG systems. Future work could extend this adversarial framework to other tasks and explore dynamic agent roles, offering a promising path toward more robust and trustworthy AI.

## References

- [1] Kelvin Guu, Kenton Lee, Zora Tung, Panupong Pasupat, et al., “Retrieval augmented language model pre-training,” in *International conference on machine learning*, PMLR, 2020, pp. 3929–3938.
- [2] Patrick Lewis, Ethan Perez, Aleksandra Piktus, et al., “Retrieval-augmented generation for knowledge-intensive nlp tasks,” *Advances in Neural Information Processing Systems*, vol. 33, pp. 9459–9474, 2020.
- [3] Akari Asai et al., “Self-rag: Learning to retrieve, generate, and critique through self-reflection,” *arXiv preprint arXiv:2310.11511*, 2023.
- [4] Jason Weston and Sainbayar Sukhbaatar, “System 2 attention (is something you might need too),” *arXiv preprint arXiv:2311.11829*, 2023.
- [5] Liang Wang, Nan Yang, and Furu Wei, “Query2doc: Query expansion with large language models,” in *Proceedings of the 2023 Conference on Empirical Methods in Natural Language Processing*, 2023, pp. 9414–9423.
- [6] Di Jin, Eileen Pan, Nassim Oufattole, et al., “What disease does this patient have? a large-scale open domain question answering dataset from medical exams,” *arXiv preprint arXiv:2009.13081*, 2020.
- [7] Ankit Pal et al., “Medmcqa: A large-scale multi-subject multi-choice dataset for medical domain question answering,” in *Conference on health, inference, and learning*, PMLR, 2022, pp. 248–260.
- [8] Qiao Jin, Bhuwan Dhingra, et al., “Pubmedqa: A dataset for biomedical research question answering,” in *EMNLP-IJCNLP*, 2019, pp. 2567–2577.
- [9] Dan Hendrycks et al., “Measuring massive multitask language understanding,” in *International Conference on Learning Representations*, 2021, OpenReview.net.
- [10] AI@Meta, “Llama 3 model card,” 2024.
- [11] Shi-Qi Yan et al., “Corrective retrieval augmented generation,” *arXiv preprint arXiv:2401.15884*, 2024.
- [12] Ori Yoran, Tomer Wolfson, et al., “Making retrieval-augmented language models robust to irrelevant context,” *arXiv preprint arXiv:2310.01558*, 2023.
- [13] Hongyin Luo, Yung-Sung Chuang, Yuan Gong, et al., “SAIL: search-augmented instruction learning,” *arXiv preprint arXiv:2305.15225*, 2023.
- [14] Jason Wei, Xuezhi Wang, Dale Schuurmans, et al., “Chain-of-thought prompting elicits reasoning in large language models,” *Advances in neural information processing systems*, vol. 35, pp. 24824–24837, 2022.
- [15] Harsh Trivedi, Niranjan Balasubramanian, Tushar Khot, et al., “Interleaving retrieval with chain-of-thought reasoning for knowledge-intensive multi-step questions,” in *Proceedings of the 61st Annual Meeting of the Association for Computational Linguistics (Volume 1: Long Papers)*, 2023, pp. 10014–10037.
- [16] Yucheng Zhou, Xiubo Geng, Tao Shen, Chongyang Tao, et al., “Thread of thought unraveling chaotic contexts,” *arXiv preprint arXiv:2311.08734*, 2023.
- [17] Jacob Andreas, “Language models as agent models,” in *Findings of the Association for Computational Linguistics: EMNLP 2022*, 2022, pp. 5769–5779.
- [18] Allan Dafoe, Edward Hughes, Yoram Bachrach, et al., “Open problems in cooperative ai,” *arXiv preprint arXiv:2012.08630*, 2020.
- [19] Volodymyr Mnih, Adrià Puigdomènech Badia, et al., “Asynchronous methods for deep reinforcement learning,” in *International Conference on Machine Learning*, 2016, vol. 48 of *JMLR Workshop and Conference Proceedings*, pp. 1928–1937, JMLR.org.
- [20] Chaoyi Wu, Weixiong Lin, et al., “Pmc-llama: toward building open-source language models for medicine,” *Journal of the American Medical Informatics Association*, vol. 31, no. 9, pp. 1833–1843, 04 2024.
- [21] Kyle Lo, Lucy Lu Wang, Mark Neumann, Rodney Kinney, et al., “S2orc: The semantic scholar open research corpus,” *arXiv preprint arXiv:1911.02782*, 2019.
- [22] Guangzhi Xiong, Qiao Jin, Zhiyong Lu, et al., “Benchmarking retrieval-augmented generation for medicine,” *arXiv preprint arXiv:2402.13178*, 2024.
- [23] Qiao Jin, Won Kim, et al., “Medcpt: Contrastive pre-trained transformers with large-scale pubmed search logs for zero-shot biomedical information retrieval,” *Bioinformatics*, vol. 39, no. 11, pp. btad651, 2023.
- [24] Karan Singhal, Shekoofeh Azizi, Tao Tu, et al., “Large language models encode clinical knowledge,” *Nature*, vol. 620, no. 7972, pp. 172–180, 2023.
- [25] Zeming Chen, Alejandro Hernández Cano, Angelika Romanou, Antoine Bonnet, et al., “MEDITRON-70B: scaling medical pretraining for large language models,” *arXiv preprint arXiv:2311.16079*, 2023.
- [26] Pierre Colombo, Telmo Pessoa Pires, Malik Boudiaf, Dominic Culver, Rui Melo, et al., “Saullm-7b: A pioneering large language model for law,” *arXiv preprint arXiv:2403.03883*, 2024.

## A. EXPERIMENTAL DETAILS

This appendix provides a comprehensive overview of our experimental setup, including datasets, baselines, implementation details, and additional results referenced in the main paper.

### A.1. Experimental Setup

#### A.1.1. Training Details

Our training process for the fine-tuned Resolver model follows the methodology outlined by [20] and is divided into two phases.

**Pre-training Phase:** We used data from S2ORC [21], specifically selecting abstracts from papers with PubMed IDs to concentrate on medical content. The pre-training dataset contains approximately 6B tokens. We performed knowledge injection on this data for 1 epoch using 8 A100 GPUs over 4 days.

**Instruction-Tuning Phase:** We conducted medical-specific instruction tuning on a mixed dataset that includes sources from ChatDoctor, MedQA, MedMCQA, PubMedQA, LiveQA, MedicationQA, and UMLS [20]. This tuning was also carried out for 1 epoch with 4 A100 GPUs within 14 hours.

Our base model for this training is Meta-Llama-3-8B [10]. During both phases, the batch size was 8 per GPU with a gradient accumulation step of 4. We used the AdamW optimizer ( $\beta_1 = 0.9$ ,  $\beta_2 = 0.999$ ) with a cosine learning rate decay. The learning rate for pre-training was  $9 \times 10^{-5}$  with 1000 warmup steps, and for fine-tuning was  $2 \times 10^{-5}$  with 20 warmup steps. 1% of the training set in both phases was reserved for validation.

#### A.1.2. Inference and Implementation Details

**Hyperparameters:** In our default setup, we assign  $\delta_1 = -2.0$  for the Pre-Check threshold and  $\delta_4 = -3.0$  for the Post-Check threshold, as defined in Section 2. We cap the maximum number of interaction rounds at  $N = 3$ .

**Efficiency Settings:** For simplicity and speed, we set the output length for confidence scoring to  $L = 1$ . During retrieval, we only consider the top-1 document.

**Output Parsing:** We designed prompts to expect outputs in the format of "### Answer: A/B/C/D" or "### Answer: yes/no/maybe" and used regular expressions to parse the final answer.

### A.2. Knowledge Base Construction

Our knowledge base for the medical domain is constructed from four primary sources: PubMed for biomedical abstracts, StatPearls for clinical decision support, medical textbooks for domain-specific knowledge, and Wikipedia for general information [22]. Each article is split into disjoint 512-token chunks, creating a total of approximately 230M documents.

We use MedCPT [23], an encoder pretrained on PubMed, to generate embeddings for each document. These embeddings are then indexed and stored in a Chroma vector database for efficient retrieval.

### A.3. Benchmark Datasets

#### A.3.1. Medical Domain

**MedQA** [6]: The MedQA dataset consists of questions styled after the US Medical License Exam (USMLE), requiring contextual medical knowledge like patient profiles, symptoms, and dosages. Its test set comprises 1273 questions, including both four-choice and five-choice multiple-choice questions.

**MedMCQA** [7]: The MedMCQA dataset includes over 194k multiple-choice questions from Indian medical entrance exams, covering 2.4k healthcare topics and 21 medical subjects. Evaluations are reported on the validation set due to the lack of public answer keys for the test set. It contains a total of 4183 samples.

**PubMedQA** [8]: PubMedQA features 200k multiple-choice QA samples, plus 1k expert-labeled samples. Given a PubMed abstract, models are required to predict "yes", "no", or "maybe" answers. Evaluations use 500 expert-labeled test samples, following the setting used by [24].

**MMLU** [9]: The MMLU dataset includes exam questions from 57 subjects. In accordance with the setting in [25], we select the nine most relevant subsets to form the medical subset (MMLU-Medical). These subsets are high school biology, college biology, college medicine, professional medicine, medical genetics, virology, clinical knowledge, nutrition, and anatomy. In total, these test sets comprise 2174 samples.

#### A.3.2. Other Domains for Generalizability

**LegalBench** [26]: We evaluate on five task categories: issue-spotting, rule-recall, rule-conclusion, interpretation, and rhetorical-understanding. For interpretation tasks, we use the MAUD, CUAD, and Contract NLI subsets. The model is trained using datasets from [26].

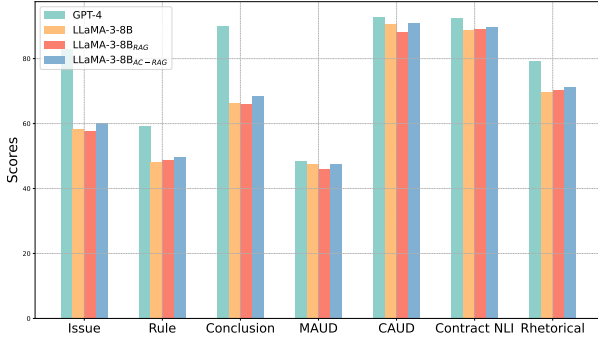
**Huawei DevOps**: This is an internal benchmark for resolving Pull Request issues. It includes two sub-tasks: BuildCheck (compilation errors) and CodeCheck (coding standard violations). We use a Baichuan2-13B model fine-tuned on 50K internal records. The evaluation is based on manual assessment of the generated solutions.

### A.4. Baseline Models

We compare AC-RAG against two categories of baselines. All models are evaluated in few-shot scenarios (3-shot for most, 1-shot for PubMedQA) to ensure fair comparison.

**Baselines without retrieval.** We evaluate on several widely used LLMs such as Meta-Llama-3, Mistral, and some medically fine-tuned LLMs like MPT-7B, Falcon-7B, MEDITRON,





**Fig. 4:** Evaluation of LegalBench. The scores provided represent the average outcomes from tests conducted across all datasets in this collection.

**Table 3:** Evaluation of Huawei’s DevOps business benchmark. The accuracy data in this table are based on subjective human judgment.

Method	BuildCheck	CodeCheck
Baichuan2-13B	61.5	64.0
Baichuan2-13B <sub>RAG</sub>	83.0	74.5
Baichuan2-13B <sub>AC-RAG</sub>	<b>85.0</b>	<b>79.5</b>

PMC-Llama. For fairness, we grouped models with 13B parameters or fewer from those with more than 13B parameters. To ensure the responses from LLMs meet formatting requirements, all models are evaluated in few-shot scenarios: 1-shot for PubMedQA due to its lengthy questions, and 3-shot for other benchmarks.

**Baselines with retrieval.** RAG baselines include standard RAG [2], where an LM generates is involved to produces outputs based on queries prefixed with top retrieved documents, choosing the same retriever as our system. Additionally, we consider SAIL [13] which fine-tunes an LM on Alpaca instruction-tuning data by inserting top retrieved documents before the instructions. We also included Self-RAG [3], which tuned LLaMA-2 on instruction-tuning data using multiple sets of reflection tokens generated by GPT-4, as well as CRAG [11] features a lightweight retrieval evaluator designed to gauge the overall quality of retrieved documents.

### A.5. Additional Results and Analysis

This section provides detailed results and analysis for the generalizability studies mentioned in the main paper.

#### A.5.1. Evaluation on Other Domain Tasks

**LegalBench.** As shown in Figure 4, we compared AC-RAG and standard RAG on the LegalBench benchmark, using Llama-3-8B as the base model. Our observations indicated that standard RAG might occasionally limit the effectiveness

of the original model, which aligns with the issue of noisy retrieval documents negatively impacting performance. In contrast, after implementing AC-RAG, we observed consistent improvements across various tasks, with performance sometimes nearing that of GPT-4.

**Huawei DevOps.** The experimental results are presented in Table 3. In our specific business contexts, the types of issues are relatively consistent, and our knowledge base contains similar past queries with manually annotated answers. This setup significantly enhances performance through RAG. Implementing the AC-RAG framework elevates the quality of the generated responses to the next level.

## B. PROMPTS

The following section presents the detailed prompt templates used in our main experiments. These prompts were carefully designed to support various stages of our AC-RAG workflow, including pre-checking the necessity of retrieval, dissecting medical challenges, performing retrieval and integration, and conducting post-checks. The templates are tailored for multiple-choice and true/false question formats, ensuring consistent query patterns for evaluation.

To facilitate readability, we define the following variables used across the templates:

**Table 4:** Variable definitions used in prompt templates

Variable	Definition
{question}	Question part of a multiple-choice question or the statement part of a true/false question.
{options}	The four options of a multiple-choice question.
{context}	Context from the true/false question itself.
{rag context}	Retrieved content.
{summary context}	Retrieved content after summarization.
{memory}	Dictionary of previously retrieved content.

**Pre-Check:** Evaluate whether RAG is necessary (tailored specifically for multiple-choice and true/false questions).

#### Pre-Check - multiple-choice questions

```
{question}
{options}
Question: Are there any medical terms in this question
that you do not understand?
Options:
yes
no
Answer:
```

#### Pre-Check - true/false questions

```
{question}
{context}
```

Question: Are there any medical terms in this question that you do not understand?

Options:

yes

no

Answer:

**Challenge Dissection:** Extract professional terminology and break down tasks (tailored specifically for multiple-choice and true/false questions).

#### Challenge Dissection - multiple-choice questions

{question}

{options}

{memory}

Question: List the medical terms needed for further explanation.

Answer: Medical terms which are hard to understand is:

#### Challenge Dissection - true/false questions

{question}

{context}

{memory}

Question: List the medical terms needed for further explanation.

Answer: Medical terms which are hard to understand is:

**Retrieval & Integration:** Summary. Just the same as in Figure 2.

#### Retrieval & Integration:

Walk me through the context below and write a summary.

Context: {rag context}

**Post-Check:** Reflection.

#### Post-Check

You are an expert doctor in clinical science and medical knowledge. Read the following context and the question.

Context: {summary context}

Question: {question}

Do you think the context is sufficient for answering the this question?

Options:

yes

no

Answer:

**QA w/ RAG:** Answer with RAG (tailored specifically for multiple-choice and true/false questions).

#### QA w/ RAG - multiple-choice questions

You're a doctor, kindly address the medical queries according to the patient's account.

Analyze the question given its context. Answer with the best option directly.

### Question:

{question}

### Options:

{options}

### Context2:

{memory}

### Answer:

#### QA w/ RAG - true/false questions

You're a doctor, kindly address the medical queries according to the patient's account.

Analyze the question given its context. Give yes/no/maybe decision directly.

### Question:

{question}

### Context1:

{context}

### Context2:

{memory}

### Answer:

**QA w/o RAG:** Answer without RAG (tailored specifically for multiple-choice and true/false questions).

#### QA w/o RAG - multiple-choice questions

You're a doctor, kindly address the medical queries according to the patient's account.

Analyze the question given its context. Answer with the best option directly.

### Question:

{question}

### Options:

{options}

### Answer:

#### QA w/o RAG - true/false questions

You're a doctor, kindly address the medical queries according to the patient's account.

Analyze the question given its context. Give yes/no/maybe decision directly.



```

### Question:
{question}
### Context:
{context}
### Answer:

```

**System Prompt:** The beginning of this prompt, "You're a doctor, kindly address the medical queries according to the patient's account." is implemented in practice by cycling through ten sentences, aligning with the prompts in the training dataset.

#### System Prompt

1. You're a doctor, kindly address the medical queries according to the patient's account.
2. Being a doctor, your task is to answer the medical questions based on the patient's description.
3. Your role as a doctor requires you to answer the medical questions taking into account the patient's description.
4. As a medical professional, your responsibility is to address the medical questions using the patient's description.
5. Given your profession as a doctor, please provide responses to the medical questions using the patient's description.
6. Considering your role as a medical practitioner, please use the patient's description to answer the medical questions.
7. In your capacity as a doctor, it is expected that you answer the medical questions relying on the patient's description.
8. Your identity is a doctor, kindly provide answers to the medical questions with consideration of the patient's description.
9. Given your background as a doctor, please provide your insight in addressing the medical questions based on the patient's account.
10. As a healthcare professional, please evaluate the patient's description and offer your expertise in answering the medical questions.

whether the retrieved content is sufficient to address the entire problem. This process repeats up to  $N$  times, either until enough information is retrieved or the loop limit is reached.

---

#### Algorithm 1 Adversarial Collaboration RAG Workflow

---

**Require:** Detector  $\mathcal{F}_D$ , Resolver  $\mathcal{F}_R$ , Moderator, Knowledge Base  $\mathcal{K}$ , query  $Q$ , Maximum iteration number  $N$ , Memory  $M$ , Retriever  $R$ .

**Ensure:** Retrieval-Augmented Answer  $\mathcal{A}$

- 1: Receive query  $Q$ , Initial  $\mathcal{M}$  is  $\emptyset$ . Moderator plans for detector to decide whether to retrieve.
  - 2: **if** retrieve **then**
  - 3:   **for**  $n = 1, 2, \dots, N$  **do**
  - 4:     Moderator employs the Detector  $\mathcal{F}_D$  and Resolver  $\mathcal{F}_R$  to perform Challenge Dissection.
  - 5:     Detector  $\mathcal{F}_D$  analyzes  $Q$  along with previous interactions  $\mathcal{M}$  to generate new meta-questions according to Eq. (1).
  - 6:     Resolver  $\mathcal{F}_R$  addresses meta-questions according to Eq. (1).
  - 7:     Moderator employs the retriever and Resolver  $\mathcal{F}_R$  to perform Retrieval & Integration.
  - 8:     Retriever search related documents from a vector database according to Eq. (2).
  - 9:     Resolver  $\mathcal{F}_R$  summarizes the retrieved results according to Eq. (2).
  - 10:    Moderator employs Detector  $\mathcal{F}_D$  and Resolver  $\mathcal{F}_R$  to perform post-check.
  - 11:    Detector  $\mathcal{F}_D$  determines whether to continue the RAG based on the Eq. (5).
  - 12:    **if** retrieve **then**
  - 13:     History interactions are merged into Memory  $\mathcal{M}$  according to Eq. (3).
  - 14:     Return to line 4.
  - 15:    **else**
  - 16:     Resolver  $\mathcal{F}_R$  generates final answer  $\mathcal{A}$  according to Eq. (4).
  - 17:    **end if**
  - 18:    **end for**
  - 19: **else**
  - 20:    Return final answer  $\mathcal{A} = \mathcal{F}_R(Q, \emptyset)$ .
  - 21: **end if**
- 

### C. ALGORITHM PSEUDOCODE

We present our detailed pseudocode as follows, continuing the notation from Section 2. The algorithm has four stages: Pre-Check, Challenge Dissection, Retrieval & Integration, and Post-Check. If Pre-Check indicates that retrieval is needed, an interaction between  $\mathcal{F}_D$  and  $\mathcal{F}_R$  takes place to dissect a sub-task that requires retrieval and provide an initial answer. Based on this initial response, retrieval and integration are then conducted, followed by an assessment of