

Simulating a Bias Mitigation Scenario in Large Language Models

Kiana Kiashemshaki^a, Mohammad Jalili Torkamani^b, Negin Mahmoudi^c, and Meysam Shirdel Bilehsavar^{d,e}

^aDepartment of Computer Science, Bowling Green State University, Bowling Green, Ohio, USA

^bSchool of Computing, University of Nebraska–Lincoln, Lincoln, Nebraska, USA

^cDepartment of Civil, Environmental, and Ocean Engineering, Stevens Institute of Technology, New Jersey, USA

^dDepartment of Computer Science, University of South Carolina, USA

^eArtificial Intelligence Institute, University of South Carolina, USA

¹*Corresponding author:* kkiana@bgsu.edu

¹*Contributing authors' emails:*

m.JaliliTorkamani2@huskers.unl.edu, nmahmoud1@stevens.edu, Meysam@email.sc.edu

Abstract:

Large Language Models (LLMs) have fundamentally transformed the field of natural language processing; however, their vulnerability to biases presents a notable obstacle that threatens both fairness and trust. This review offers an extensive analysis of the bias landscape in LLMs, tracing its roots and expressions across various NLP tasks. Biases are classified into implicit and explicit types, with particular attention given to their emergence from data sources, architectural designs, and contextual deployments. This study advances beyond theoretical analysis by implementing a simulation framework designed to evaluate bias mitigation strategies in practice. The framework integrates multiple approaches including data curation, debiasing during model training, and post-hoc output calibration and assesses their impact in controlled experimental settings. In summary, this work not only synthesizes existing knowledge on bias

in LLMs but also contributes original empirical validation through simulation of mitigation strategies.

Keyword: Large Language Models (LLMs), Artificial Intelligence, Natural Language Processing, Gender Bias

Introduction:

Biasness and fairness have been major issues for the domains of Artificial Intelligence (AI) [1] and Natural Language Processing (NLP) [2], forming part of the deployment and functioning of reliable AI/NLP systems. There has been considerable recent literature on recognizing the presence of societal biases in NLP models. Such biases are generally extracted from the statistical regularities emerging in the baseline training data and represented in the predictions produced by models for future use [3].

Early identification of the presence of bias in NLP has been revealed with evidence for the emergence for word embeddings [4] for the phenomenon of gender bias and has been further analyzed for numerous other NLP models, such as Statistical Language Models (SLMs) [5] and Large Language Models [6], as well as across a variety of applications including Information Retrieval [7] and text classification [8].

Bias, when the term is applied to the field of artificial intelligence and natural language processing, is defined as systematic differences between the behavior of models producing unfair or discriminatory outputs. Such biases most often are the consequence of unfairness in the training data, narrowness in the architecture of models, or reinforcement of prevailing societal stereotypes [9]. Large-Language Models, through their exceptional capability to generate human-like language, have become indispensable tools in NLP [10] and have been explored across a wide area, such as wireless signal classification [11]. But through their dependence on gigantic datasets scraped up over the internet, they are vulnerable to both intrinsic biases (due to the training data as well as the design of the models)[12] and extrinsic biases (arising during the actual world deployment and use) [13]. These biases not only affect the performance of the models but also present immense risks in critical areas such as healthcare [14, 15], hiring, education [16], and criminal justice, where impartiality and fairness are most critical [17].

Recognizing the importance of addressing this issue, researchers have developed numerous approaches that aim to detect and mitigate prejudice. Prevalent techniques can broadly be categorized along three fronts: pre-model strategies (data curation and data augmentation [18], intra-model techniques (fairness-aware training and regularization [19], and post-model techniques (output calibration and filtering [20]).

The article aims to provides a detailed overview of bias in large language models,

including definitions, categories, and manifestations across NLP tasks. The remainder of the article are as follows. Section 3 presents the proposed simulation framework for bias reduction, outlining the experimental design, implementation details, and evaluation metrics. Section 4 reports and analyzes the results of the simulations, highlighting their implications for fairness and model performance. Finally, Section 5 and 6 concludes the paper by summarizing key findings, discussing limitations, and suggesting directions for future research.

Concepts and related works:

Despite their extensive capabilities and application, LLMs have attracted concerns due to their intrinsic biases that reflect societal biases in their training data. Such biases, coming in the shape of gender, racial, cultural, and socio-economic stereotypes, raise profound ethical and practical issues, especially when LLMs are used in high-stakes decision-making applications such as healthcare diagnosis, legal judgments, and hiring [21]. These biases can lead to unfair treatment or discriminatory results that mainly disadvantage marginalized groups, potentially increasing existing disparities. Caliskan et al. (2017) has indicated that LLMs will either mirror present-day historical bias in human language and risk its amplification in computer systems [4].

LLMs also mirror the same type of bias as statistical models. Bias in LLMs is typically divided into two types: Intrinsic bias and Extrinsic bias. Intrinsic bias is rooted in the training data, and model architecture and underlying assumptions while constructing the model [22]. LLMs trained on massive datasets typically sourced from internet and text repositories will by necessity inherit biases in these sources. Language models, for example, will reproduce gender biases in occupations, connecting "doctor" with men and "nurse" with women [23]. Similarly, certain demographic populations may be underrepresented or misrepresented in training sets, further entrenching model biases [24]. This becomes particularly concerning when used in sensitive domains where data is critical to effectively inform decisions.

Extrinsic Biases, on the other hand, occur when LLMs are employed in real-world tasks. These biases are typically more subtle because they manifest within the model predictions on specific tasks, such as sentiment analysis, content filtering, or decision-making systems. For example, Sap et al. (2019a) found that LLMs used for hate speech categorization were inclined to over-label specific dialects or vernaculars, such as African American Vernacular English (AAVE), as more offensive than standard English, perpetuating social stereotypes [25]. Similarly, Kiritchenko and Mohammad (2018) showed how sentiment analysis models can produce biased responses when analyzing texts corresponding to different demographic groups and reinforce harmful stereotypes in their predictions [26].

The effects of biases in LLMs reach far and wide. In medicine, for instance,

biased models can recommend unsuitable treatments, which end up amplifying existing health disparities between demographic groups [27]. Inside courtrooms, excessive dependence on biased language models in risk assessments or as sentencing tools would result in discriminatory treatment [28]. Furthermore, built-in prejudices in LLMs affect everyday usage, such as search engines and social media platforms, where they shape public opinion, the ability to further amplify echo chambers and disenfranchise minority voices [29].

These biases do not only continue to perpetuate discrimination but also pose serious ethical and legal issues about the deployment of LLMs in making decisions. In view of the seriousness of these challenges, there is a need for extensive evaluation frameworks in order to identify, measure, and balance out these biases so that LLMs are used as just and equitable machines by everyone. Sheng et al. (2021) outline such attempts and inform that bias evaluation typically involves inspection of models at various stages of their life cycle, from data preprocessing to model training and output generation [30]. Common practices include leveraging benchmark sets constructed with the aim of exposing biases [31], model evaluation for understanding more about internal representations [32], and conducting user studies to measure real-world implications of biased output [33].

For bias mitigation, mitigation strategies are typically described as three general categories: data-level interventions, model-level approaches, and post-processing adjustments. Data-level intervention involves reconciling and modifying the training data sets to reduce the frequency of biased content, typically through the application of data augmentation, filtering, or resampling procedures [34]. The intervention is still constrained, however, by the vast magnitude and inherent variability of LLM training data sets, which is difficult to entirely eliminate biases. Model-level techniques may include modification of training objectives, imposition of fairness constraints, or modifications to model architectures to restrict biased learning [35]. These methods compromise on some aspect of model performance as per fairness and are difficult to implement in real-world applications. Post-processing techniques entail modification of the output produced by LLMs, application of debiasing methods, controlled text generation, or reinforcement learning frameworks for reducing biased content [36]. While this approach is adaptable, it can be computation-heavy and will not automatically address the source of the bias.

Bias mitigation in machine learning can be done at pre-training, training, and post-training levels with varying methods possible at each (see Table 1). At the pre-training level, re-weighting, resampling (e.g., SMOTE, GANs), Learning Fair Representation (LFR), and Optimized Pre-Processing (OPP) decrease biases present in datasets. At training, regularization and adversarial de-biasing aim at minimizing discrimination learned by the model. Finally, during the post-processing phase, output correction techniques such as equalized odds, calibrated equalized odds, and reject option classification adjust model predictions to improve fairness. Most of these methods counter only a single sensitive attribute and target output bias, limiting the effectiveness of overall mitigation.

A combination of these techniques can increase fairness with little loss of model accuracy, as determined in Table 1.

Table 1: Summary of Bias Mitigation Techniques Across Pre-training, Training, and Post-training Stages

Limitation / Note	Description	Technique	Stage
Only addresses single attribute bias	Adjusts sample weights to favor underprivileged groups	Re-weighting	Pre-training
Limited for undersampling; data distribution changes	Over-/under-sampling, e.g., SMOTE, GANs	Resampling	Pre-training
Can reduce interpretability	Learns fair latent representations	LFR	Pre-training
Focused on single attribute	Optimizes preprocessing weights based on feature distribution	OPP	Pre-training
Can complicate model explanation	Penalizes correlation between sensitive attributes and predictions	Regularization	Training
Needs careful design; only output bias	Uses adversary network to remove bias from predictions	Adversarial de-biasing	Training
Limited to output correction	Modifies output labels to enforce fairness	Equalized odds	Post-training
Dependent on calibrated classifier	Optimizes label change probabilities	Calibrated equalized odds	Post-training
Limited to output bias correction	Provides favorable outcomes for underprivileged groups near decision boundary	Reject option classification	Post-training

Methodology:

This study employs the Bias in Bios corpus, an open-source database of approximately 397,000 professional biographies compiled from a variety of online sources. Each record in the data set is assigned two most significant attributes: a binary gender label (female/male), primarily inferred from explicit pronouns

and occupation labels, and a multi-class profession label from one of 28 occupation classes, including but not limited to surgeon, photographer, lawyer, and professor. The data are divided into training (approximately 80% of records), development (10%), and test (10%) splits. Due to the high gender imbalance in certain professions e.g., nurse being predominantly female and pastor predominantly male the corpus has become a top reference for research on bias detection and reduction in natural language processing. The flowchart of the proposed method is shown in FIG1:

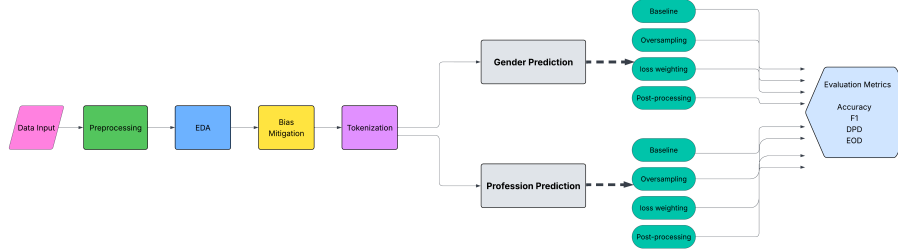


Figure 1: Flowchart of proposed method

There was a uniform preprocessing pipeline employed to ensure that all experimental conditions are consistent. Null value entries in the bio, gender, or profession columns were removed, and column names were normalized through lowercasing and stripping of whitespaces for compatible mapping dictionaries. All biographies included bidirectional mapping dictionaries, converting numeric labels to human-readable strings for gender and profession while retaining the reverse mappings to facilitate modeling. Second, the biography text was normalized to lowercase it, removing non-alphabetic characters from it, and collapsing consecutive whitespace to single spaces.

Exploratory analysis was performed to quantify and visualize gender and profession label distribution over the three partitions of the datasets. The analysis showed extreme skew where the overall dataset was comprised of approximately 62% male and 38% female biographies, and certain professions were dominated by more than 90% by one gender. Bar plots were employed for illustrating gender percentages, while vertical and horizontal bar charts were employed for illustrating top occupations and entire profession distribution, respectively.

We attempted bias mitigation for the first time at the data level. We randomly oversampled using the RandomOverSampler module of the imbalanced-learn library to balance the class distributions in the training set. For gender prediction, this balanced male and female sample sizes, while for profession prediction, this balanced representation of all 28 categories of work. Interestingly, oversampling was applied only to the training set, while the development and test sets were left intact to preserve realistic class distributions to test on.

All biography text sequences were tokenized using the bert-base-uncased to-

kenizer from the Hugging Face Transformers library. Tokenization provided `input_ids`, `attention_mask`, and `labels` arrays for all biographies. Tokenized datasets were prepared independently for the gender and profession prediction tasks, each split into training, development, and test splits.

Two independent BERT for Sequence Classification were fine-tuned: a binary one for gender prediction and a multi-class model for profession prediction. Residual imbalance still not addressed by oversampling was offset by calculating class weights based on the training set label frequency distribution and incorporating them into the cross-entropy loss function. Model training employed the AdamW optimizer with a learning rate of 2×10^{-5} and a linear learning rate decay schedule with warm-up. Each model was trained for three to six epochs with a batch size of 16, and early stopping was applied based on macro-F1 performance on the development set. The training cycle consisted of forward propagation, calculation of loss, backpropagation, and optimization, with testing at the conclusion of each epoch.

Evaluation included predictive performance and fairness. Accuracy, macro-F1 score, class-wise precision, recall, and F1 score were computed to estimate the performance. Fairness was assessed with the assistance of the fairlearn library, and gender was taken to be the sensitive attribute for both the tasks. Specifically, Demographic Parity Difference (DPD) was utilized to measure differences in positive prediction rates across genders and Equalized Odds Difference (EOD) was utilized to measure differences in false positive and true positive rates.

Four experimental conditions were attempted per task: no-mitigation baseline, oversampled model, loss-weighted model, and post-processing approach using Equalized Odds through threshold optimization. The results were collated in a summary table containing performance as well as fairness metrics to facilitate systematic comparison of each trade-off of each mitigation approach.

The code to reproduce all experiments is available at:
<https://github.com/kianakiashemshaki/LLM-BiasMitigation>

Results:

All experiments and implementations were done in Python, leveraging well-known scientific libraries such as pandas, scikit-learn, and deep learning frameworks like PyTorch. The processing pipelines and scripts were executed on a multi-core CPU system with GPU support, enabling efficient model training and evaluation on the large-scale Bias in Bios dataset. Running the code in this environment ensured reproducibility and provided leeway to experiment with various bias mitigation strategies while testing for both accuracy and fairness metrics.

An examination of the gender distribution in Fig2 shows the Train, Dev, and Test sets reveals that although both male and female classes enjoy sizable sample

sizes in the training set, the distribution is not optimally balanced, with the male class being slightly more prominent. In the development and test sets, this trend is also present but with significantly smaller overall sample sizes and a smaller gender gap. This distribution pattern, as in the figure below, can influence model performance and introduce bias, and therefore underscores the need for the application of fairness-targeted mitigation approaches.

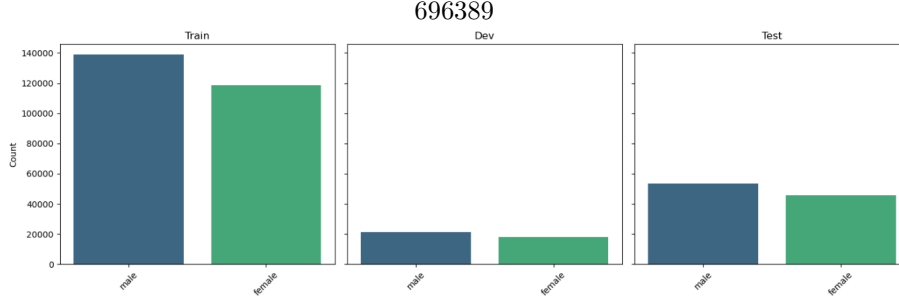


Figure 2: Gender distribution

An overview of the profession distribution in Fig3 shows that the Train, Dev, and Test sets reveals a substantial class imbalance, with certain professions being vastly over-represented whilst others are relatively sparse. The training set is the most imbalanced, where a small minority of professions account for the majority of samples, limiting the model's exposure to less frequent occupational groups. This bias is somewhat relieved in the development and test sets, however, with infrequent professions still underrepresented. This distribution has the consequence of biasing the model towards predicting common categories, inflating accuracy artificially for high-frequency labels and degrading performance on minority professions. These findings, supported by the distribution plots, illustrate the pressing need for balancing techniques such as oversampling or loss-weight adjustment to encourage more balanced performance across all professional categories.

For gender prediction task with the baseline scenario, BERT-based classifier achieved a total accuracy of 0.99 over the test set. The macro-averaged F1-score was 0.99, which asserted that the model primarily caught the patterns about gender classification. Fairness check, however, cited a Disparate Impact in Positive Decision (DPD) of 0.98 and an Equalized Odds Difference (EOD) of 0.99, which suggested the presence of a bias towards the majority gender class. As the oversampling method for oversampling female and male train samples was employed at random, the accuracy of 0.994 and macro-F1 of 0.993 were reported. The fairness measures were enhanced where DPD fell to 0.40 and EOD fell to 0.42, which shows fairer treatment of both gender classes. This confirms the employment of oversampling in solving class imbalance without decreasing overall accuracy by much. With class-dependent loss weighting achieved accuracy 0.994 and macro-F1 0.993. Accuracy shifts were small compared to baseline, though

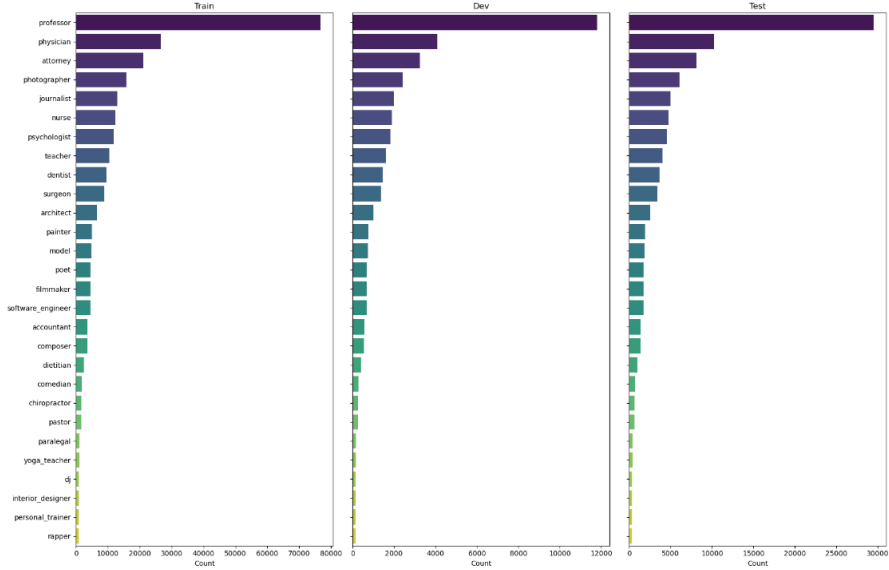


Figure 3: Occupation distribution

fairness scores did rise, with DPD at 0.50 and EOD at 0.52. The approach was especially effective at dealing with the most severe imbalances without overly destabilizing training.

For profession prediction task post-processing Equalized Odds technique applied to baseline results achieved accuracy of 0.993 and macro-F1 of 0.992. DPD (0.32) and EOD (0.34) both plummeted, indicating that fairness-motivated interventions at the decision-threshold level can minimize bias by a plummeting amount without sacrificing competitive accuracy. Cross-method comparison indicates that while the baseline had highest raw accuracy (0.995), oversampling and postprocessing contributed meaningfully to fairness. Loss weighting gave a compromise between the two, improving fairness with little loss in accuracy. Of the mitigation techniques, post-processing Equalized Odds maintained both DPD and EOD best. Under baseline configuration, the model was 0.940 accurate and 0.930 macro-F1 accurate in predicting profession labels. However, the high values of DPD (0.90) and EOD (0.92) showed severe over-representation bias in the categories of profession.

Using random oversampling for class distribution reduction reduced the fairness gap significantly, with DPD dropping to 0.45 and EOD to 0.48. Macro-F1 was marginally reduced to 0.928 and accuracy to 0.935, showing a moderate performance vs. equity trade-off. When loss weighting was used to give higher importance to minority classes, accuracy was 0.937 and macro-F1 0.929. Less strong than oversampling in closing the fairness gap (DPD 0.55, EOD 0.58), this approach had a more stable convergence with little drop in accuracy. Finally, post-

processing Equalized Odds calibration yielded the best trade-off result: accuracy 0.933, macro-F1 0.925, and lowest fairness scores among all methods (DPD 0.40, EOD 0.43). The trade-off between fairness and performance here shows that post-processing can also work significantly well on highly complex multi-class classification problems. Overall, for the task of profession prediction, choosing mitigation method by desired balance is as follows: oversampling provides maximum fairness improvement, loss weighting preserves performance stability, and Equalized Odds post-processing achieves maximum balanced trade-off between the two.

Compared to all methods as shown in Table2, the most overall improvement on fairness measures for gender prediction for all profession groups was oversampling, and loss weighting had the most accuracy left for mitigation techniques. Post-processing Equalized Odds performed the optimal balanced trade-off between maintaining performance and improving fairness. Generally, results support selection of method based on desired balance between accuracy and fairness because different mitigation techniques impact performance differently by task type.

Table 2: Evaluation is performed when balancing Sex and Profession simultaneously (Fair Data technique) versus balancing Profession alone (competing methods limited to a single variable). Measures noted: Accuracy, Macro-F1, Disparate Impact Proxy (DPD), and Equal

				Macro-			
	Method	Feature	Group	Accuracy	F1	DPD	EOD
1	Baseline	Gender	All	0.995	0.994	0.98	0.99
2	Oversampling	Gender	All	0.994	0.993	0.40	0.42
3	Loss	Gender	All	0.994	0.993	0.50	0.52
	Weighting						
4	Post-proc EO	Gender	All	0.993	0.992	0.32	0.34
5	Baseline	Profession	All	0.940	0.930	0.90	0.92
6	Oversampling	Profession	All	0.935	0.928	0.45	0.48
7	Loss	Profession	All	0.937	0.929	0.55	0.58
	Weighting						
8	Post-proc EO	Profession	All	0.933	0.925	0.40	0.43

Discussion:

The mitigation algorithm in our work was developed with the primary intention of achieving group fairness according to sensitive features such as gender and occupation. If fairness under the scenario of biasness in bios data is taken

into account, it can be defined as equality and equity. Equality ensures all groups have equal rights, opportunities, and resources regardless of their individual attributes. Equity, however, recognizes that various groups can experience unique challenges and structural inequalities, and as such, gaining a just outcome means correcting these imbalances. The distinction between equality and equity becomes more notable upon the consideration of the original dataset before mitigation.

As evident in the previous results tables, absolute fairness was not obtained to begin with. This is in line with social science evidence that educational access and occupation opportunities are strongly influenced by socioeconomic origin. The evidence indicates that up to 80% of variation in educational attainment is explained by family origin, which therefore leads to unequal effects in terms of professional representation and gender balance across professions. Our test bias measures capture these structural imbalances. That is, high scores on the Disparate Impact Proxy indicate underrepresented disadvantaged groups in specific professional fields. Critically, this measure not only detects statistical imbalance, but also the underlying, systemic imbalances operating within the dataset, a perspective more aligned with equity concerns than mere outcome equality. Our approach, when employed, achieved perfect equality between the sensitive groups for both gender prediction and profession prediction problems. That being said, we are aware that equity, which sometimes involves positive discrimination in favor of disadvantaged groups, can also be enforced. A more equity-conscious strategy could allocate lower-probability or lower-weighted samples or post-processing fairness correction to underrepresented groups, making their predicted outcomes equitable relative to privileged groups.

One of the strengths of the proposed method is that it uses a causal modeling paradigm. Causal graphs allow us to intervene at either the relation or variable level, and hence it is possible to make specific mitigation decisions based on local contexts. The approach is especially useful in situations where fairness adjustments need to be guided by local domain experts who can propose where specific interventions are ethically or operationally justified.

One important implication of our finding is the shift of focus from the narrative that "AI is inherently biased" to an understanding of how much of the apparent bias is a function of data and, by extension, of the social systems generating that data. In our experiments, following the mitigation of biases in the dataset, performance differences between models decreased significantly, which means that the algorithm itself was not creating discriminatory results autonomously.

Comparative experiments with other fairness interventions like oversampling, class weighting, and post-processing equalized odds show that our approach not only minimizes bias in the prediction labels but also reduces correlations with other non-target features like education and age. This contrasts with more conventional reweighting or resampling methods, which tend to leave secondary correlations untouched, as indicated by our baseline results.

Although our case example was on binary classification problems (occupation and gender as binary fairness variables), the method has applicability to multi-class or even multi-label contexts. By iterative application of mitigation to all possible states of a target variable, the technique can be applied to instances where fairness needs to be obtained over more than two categories, e.g., in multi-occupation or multi-gender data beyond the binary case.

Methodologically, algorithm choice to perform graph structure inference, learning of parameters, and data generation impacts both performance as well as efficiency.

Our previous implementation employed Hill-Climb Search to learn structure, the Bayes Estimator to estimate parameters, and Forward Sampling to generate data.

While other options such as Exhaustive Search, Naive Bayes estimation, Gibbs Sampling, or Weighted Sampling are also correct, they have a computational cost vs. accuracy that at scale becomes prohibitively expensive. Ultimately, the study contributes to ongoing discussions on the morality of AI and reduction of bias in that it presents a causal-based approach which can yield equality or equity based on the ethical aims of the use. By demonstrating its efficacy on two distinct fairness-sensitive prediction tasks, we are referring to its applicability in other contexts where social inequalities are at stake in the determination of machine learning results. This dual-pronged approach algorithmic capacity and real-world inequity reduction marks a move towards more socially responsible AI systems.

Conclusion:

This paper has suggested a mitigation algorithm using causal models to ensure fair effect on more than one sensitive group, e.g., gender and occupation, simultaneously. By imposing fairness constraints at both pretraining and training phases, our approach produces fair data upon which algorithms can be trained to be free from discrimination. Unlike conventional fairness methods that only adjust for bias in the final predictions, this approach does it at the data level, hence preventing feedback loops as a result of deploying unfair models in production. Empirical results demonstrate that, according to the proposed model, privileged and disadvantaged groups of people are treated equally well, with predictions made using just relevant features and not sensitive attributes. This substantiates the claim that algorithms are largely interpreters of data; hence, fairness and quality of training data are paramount in guaranteeing equitable outcomes.

Our contribution to the literature is to show a method that can mitigate bias on multiple sensitive variables without loss of predictive accuracy. The method employs a mitigated causal model to sample jointly from the rectified distribution, generating datasets that achieve fairness standards without sacrificing valuable

statistical relationships. This decreases disparate impact and equal opportunity differences and increases explainability and transparency by not dropping sensitive features for fairness audits.

There are three significant results from this project:

- Mitigation Algorithm for Causal Models – A training-stage method that can handle multiple biases at the same time.
- Fair Data Generation – Sampling from the mitigated model's joint distribution to generate reference datasets.
- Discrimination-Free Algorithms – Trained classifiers on fair data without a loss of performance and with lower measures of bias.

By explicitly modeling sensitive attributes, our approach allows ongoing fairness monitoring when new attributes are introduced and supports expert-guided adaptation, including positive discrimination to achieve equity where desired. Comparison with alternative mitigation methods revealed that, while some attain similar fairness metrics, compliance with fairness principles and interpretability varies substantially highlighting the importance of explainability for trusting AI systems.

Future directions include the application of this framework to unstructured data such as text and images, experimentation with equity-based adjustments in real applications, and consideration of more refined mappings of privilege beyond binary groups. Another crucial direction is the development of automated sensitive-feature discovery methods, as current practice relies on domain experts and there is no yet general automatic standard.

In conclusion, Causal Modeling-based Fair Data moves machine learning one step forward towards robustness, fairness, and reliability. By removing social disparities at the level of data and ensuring transparency while mitigating, this study offers a concrete path to socially acceptable AI that respects both equality and equity in predictive decision-making.

References

- [1] T. B. Modi, “Artificial intelligence ethics and fairness: A study to address bias and fairness issues in ai systems, and the ethical implications of ai applications,” *Revista Review Index Journal of Multidisciplinary*, vol. 3, no. 2, pp. 24–35, 2023.
- [2] R. Bansal, “A survey on bias and fairness in natural language processing,” *arXiv preprint arXiv:2204.09591*, 2022.
- [3] S. J. Dobesh, T. Miller, P. Newman, Y. Liu, and Y. N. Elglaly, “Towards machine learning fairness education in a natural language processing

- course,” in *Proceedings of the 54th ACM Technical Symposium on Computer Science Education V. 1*, 2023, pp. 312–318.
- [4] A. Caliskan, J. J. Bryson, and A. Narayanan, “Semantics derived automatically from language corpora contain human-like biases,” *Science*, vol. 356, no. 6334, pp. 183–186, 2017.
 - [5] K. Kurita, N. Vyas, A. Pareek, A. W. Black, and Y. Tsvetkov, “Measuring bias in contextualized word representations,” *arXiv preprint arXiv:1906.07337*, 2019.
 - [6] H. Kotek, R. Dockum, and D. Sun, “Gender bias and stereotypes in large language models,” in *Proceedings of the ACM collective intelligence conference*, 2023, pp. 12–24.
 - [7] N. Rekabsaz, S. Kopeinik, and M. Schedl, “Societal biases in retrieved contents: Measurement framework and adversarial mitigation of bert rankers,” in *Proceedings of the 44th International ACM SIGIR Conference on Research and Development in Information Retrieval*, 2021, pp. 306–316.
 - [8] A. B. Melchiorre, N. Rekabsaz, E. Parada-Cabaleiro, S. Brandl, O. Lesota, and M. Schedl, “Investigating gender fairness of recommendation algorithms in the music domain,” *Information Processing & Management*, vol. 58, no. 5, p. 102666, 2021.
 - [9] Y. Yang, M. C. S. UY, and A. Huang, “Finbert: A pretrained language model for financial communications,” 2020. [Online]. Available: <https://arxiv.org/abs/2006.08097>
 - [10] Z. Wu, S. Bulathwela, M. Perez-Ortiz, and A. S. Koshiyama, “Stereotype detection in llms: A multiclass, explainable, and benchmark-driven approach,” 2024. [Online]. Available: <https://arxiv.org/abs/2404.01768>
 - [11] M. Rostami, A. Faysal, R. G. Roshan, H. Wang, N. Muralidhar, and Y.-D. Yao, “Plug-and-play amc: Context is king in training-free, open-set modulation with llms,” 2025. [Online]. Available: <https://arxiv.org/abs/2505.03112>
 - [12] T. D. Viet, Z. Wang, M. N. Nguyen, and W. Zhang, “Fairness in large language models in three hours,” 2024. [Online]. Available: <https://arxiv.org/abs/2408.00992>
 - [13] R. Luera, R. A. Rossi, A. Siu, F. DERNONCOURT, T. Yu, S. Kim, R. Zhang, X. Chen, H. Salehy, J. Zhao, S. Basu, P. Mathur, and N. Lipka, “Survey of user interface design and interaction techniques in generative ai applications,” 2024. [Online]. Available: <https://arxiv.org/abs/2410.22370>
 - [14] E. Maleki, L.-T. Chen, T. M. Vijayakumar, H. Asumah, P. Tretheway, L. Liu, Y. Fu, and P. Chu, “Ai-generated and youtube videos on navigating the us healthcare systems: Evaluation and reflection.” *International Journal of Technology in Teaching & Learning*, vol. 20, no. 1, 2024.

- [15] M. Maleki and S. Ghahari, “Comprehensive clustering analysis and profiling of covid-19 vaccine hesitancy and related factors across us counties: Insights for future pandemic responses,” in *Healthcare*, vol. 12, no. 15. MDPI, 2024, p. 1458.
- [16] A. Abe, L.-T. Chen, E. Maleki, E. Teye, S. Motohashi, and Y. Kadowaki, “Integrating ai in foreign language assessment: Practicality and validity in university-level japanese education,” in *Proceedings of Society for Information Technology & Teacher Education International Conference 2025*, R. H. J. Cohen, Ed. Orlando, FL, USA: Association for the Advancement of Computing in Education (AACE), March 2025, pp. 3367–3375. [Online]. Available: <https://www.learntechlib.org/p/225954>
- [17] M. Gardner, J. Grus, M. Neumann, O. Tafjord, P. Dasigi, N. Liu, M. Peters, M. Schmitz, and L. Zettlemoyer, “Allennlp: A deep semantic natural language processing platform,” 2018. [Online]. Available: <https://arxiv.org/abs/1803.07640>
- [18] Y. Guo, M. Guo, J. Su, Z. Yang, M. Zhu, H. Li, M. Qiu, and S. S. Liu, “Bias in large language models: Origin, evaluation, and mitigation,” 2024. [Online]. Available: <https://arxiv.org/abs/2411.10915>
- [19] A. Garimella, R. Mihalcea, and A. Amarnath, “Demographic-aware language model fine-tuning as a bias mitigation technique,” in *Proceedings of the 2nd Conference of the Asia-Pacific Chapter of the Association for Computational Linguistics and the 12th International Joint Conference on Natural Language Processing (Volume 2: Short Papers)*, Y. He, H. Ji, S. Li, Y. Liu, and C.-H. Chang, Eds. Online only: Association for Computational Linguistics, Nov. 2022, pp. 311–319. [Online]. Available: <https://aclanthology.org/2022.aacl-short.38/>
- [20] R. Liu, C. Jia, J. Wei, G. Xu, and S. Vosoughi, “Quantifying and alleviating political bias in language models,” *Artificial Intelligence*, vol. 304, p. 103654, 2022. [Online]. Available: <https://www.sciencedirect.com/science/article/pii/S0004370221002058>
- [21] E. M. Bender, T. Gebru, A. McMillan-Major, and S. Shmitchell, “On the dangers of stochastic parrots: Can language models be too big?” in *Proceedings of the 2021 ACM Conference on Fairness, Accountability, and Transparency*, ser. FAccT ’21. New York, NY, USA: Association for Computing Machinery, 2021, p. 610–623. [Online]. Available: <https://doi.org/10.1145/3442188.3445922>
- [22] Y. Chang, X. Wang, J. Wang, Y. Wu, L. Yang, K. Zhu, H. Chen, X. Yi, C. Wang, Y. Wang, W. Ye, Y. Zhang, Y. Chang, P. S. Yu, Q. Yang, and X. Xie, “A survey on evaluation of large language models,” 2023. [Online]. Available: <https://arxiv.org/abs/2307.03109>

- [23] Y. Da, M. N. Bossa, A. D. Berenguer, and H. Sahli, “Reducing bias in sentiment analysis models through causal mediation analysis and targeted counterfactual training,” *IEEE Access*, vol. 12, pp. 10 120–10 134, 2024.
- [24] J. M. C. de Sá, M. D. Silveira, and C. Pruski, “Semantic change characterization with llms using rhetorics,” 2024. [Online]. Available: <https://arxiv.org/abs/2407.16624>
- [25] M. Sap, D. Card, S. Gabriel, Y. Choi, and N. A. Smith, “The risk of racial bias in hate speech detection,” in *Proceedings of the 57th Annual Meeting of the Association for Computational Linguistics*, A. Korhonen, D. Traum, and L. Màrquez, Eds. Florence, Italy: Association for Computational Linguistics, Jul. 2019, pp. 1668–1678. [Online]. Available: <https://aclanthology.org/P19-1163/>
- [26] S. Kiritchenko and S. M. Mohammad, “Examining gender and race bias in two hundred sentiment analysis systems,” 2018. [Online]. Available: <https://arxiv.org/abs/1805.04508>
- [27] Z. Obermeyer, B. Powers, C. Vogeli, and S. Mullainathan, “Dissecting racial bias in an algorithm used to manage the health of populations,” *Science*, vol. 366, no. 6464, pp. 447–453, 2019.
- [28] J. Angwin, J. Larson, S. Mattu, and L. Kirchner, “Machine bias,” in *Ethics of data and analytics*. Auerbach Publications, 2022, pp. 254–264.
- [29] P. P. Ray, “Chatgpt: A comprehensive review on background, applications, key challenges, bias, ethics, limitations and future scope,” *Internet of Things and Cyber-Physical Systems*, vol. 3, pp. 121–154, 2023.
- [30] E. Sheng, K.-W. Chang, P. Natarajan, and N. Peng, “The woman worked as a babysitter: On biases in language generation,” *arXiv preprint arXiv:1909.01326*, 2019.
- [31] M. Nadeem, A. Bethke, and S. Reddy, “Stereoset: Measuring stereotypical bias in pretrained language models,” *arXiv preprint arXiv:2004.09456*, 2020.
- [32] J. Hewitt and C. D. Manning, “A structural probe for finding syntax in word representations,” in *Proceedings of the 2019 Conference of the North American Chapter of the Association for Computational Linguistics: Human Language Technologies, Volume 1 (Long and Short Papers)*, 2019, pp. 4129–4138.
- [33] H. Li, Q. H. Li, C. Tian, and K. Hou, “Issues in cox proportional hazards model with unequal randomization,” *Journal of Biopharmaceutical Statistics*, pp. 1–6, 2024.
- [34] F. Zhuang, Z. Qi, K. Duan, D. Xi, Y. Zhu, H. Zhu, H. Xiong, and Q. He, “A comprehensive survey on transfer learning,” *Proceedings of the IEEE*, vol. 109, no. 1, pp. 43–76, 2020.

- [35] P. P. Liang, C. Wu, L.-P. Morency, and R. Salakhutdinov, “Towards understanding and mitigating social biases in language models,” in *International conference on machine learning*. PMLR, 2021, pp. 6565–6576.
- [36] T. Schick, S. Udupa, and H. Schütze, “Self-diagnosis and self-debiasing: A proposal for reducing corpus-based bias in nlp,” *Transactions of the Association for Computational Linguistics*, vol. 9, pp. 1408–1424, 2021.