

# FROM CORRECTION TO MASTERY: REINFORCED DISTILLATION OF LARGE LANGUAGE MODEL AGENTS

Yuanjie Lyu<sup>1</sup>, Chengyu Wang<sup>2\*</sup>, Jun Huang<sup>2</sup>, Tong Xu<sup>1\*</sup>

<sup>1</sup>University of Science and Technology of China, <sup>2</sup>Independent Researcher  
s1583050085@gmail.com

🐙 GitHub: <https://github.com/modelscope/easydistill/tree/main/projects/SCoRe>

## ABSTRACT

Large Language Model agents excel at solving complex tasks through iterative reasoning and tool use, but typically depend on ultra-large, costly backbones. Existing distillation approaches train smaller students to imitate full teacher trajectories, yet reasoning and knowledge gaps between the teacher and student can cause compounding errors. We propose *SCoRe*, a student-centered framework in which the student generates training trajectories and the teacher corrects only the earliest error, producing training data matched to the student’s ability and exposing specific weaknesses. The student is first fine-tuned on corrected trajectories. Subsequently, short-horizon reinforcement learning starts from the verified prefix preceding the earliest error, with target rewards assigned at that step. This design encourages autonomous problem-solving beyond imitation and enhances training stability. On 12 challenging benchmarks, a 7B-parameter student distilled with *SCoRe* matches the agentic performance of a 72B-parameter teacher.

## 1 INTRODUCTION

Recent advances in Large Language Models (LLMs) have led to the rise of “agents” (Xi et al., 2025). Unlike traditional single-pass generation, LLM agents solve complex problems through an iterative *reasoning–action–observation* loop, using frameworks such as ReAct (Yao et al., 2023). Specifically, LLM agents decompose tasks into sub-goals (Reasoning), execute them via external tools such as code interpreters (Action) (Gao et al., 2023), and then refine their plans based on feedback from tool execution (Observation). By combining LLM planning with the precision of external tools, agents mitigate flaws of LLMs such as hallucinations, outdated knowledge, and weak numerical reasoning, achieving strong performance on real-world interactive tasks (Liu et al., 2023).

High-performing agents typically use large backbones such as GPT-4 (Achiam et al., 2023), resulting in high latency and cost, as complex tasks may require dozens of model calls. To reduce deployment cost, Agent Distillation (Kang et al., 2025) decomposes the teacher model’s behavior into structured [Thought, Action, Observation] trajectories and trains a smaller student model to imitate them. This enables the student to acquire part of the teacher’s reasoning ability while reducing cost. However, this imitation faces two main challenges: (1) *Reasoning Ability Gap*: smaller models often cannot reproduce the teacher’s logical decomposition (Magister et al., 2022); (2) *Knowledge Capability Gap*: even if the student follows the teacher’s plan, it may lack the skill to carry out complex actions due to limited knowledge. Both gaps stem from *emergent abilities* (Wei et al., 2022) of LLMs, gained through extensive training and not fully transferable to smaller models. Moreover, in behavior cloning, a single failure at any step can push the student into out-of-distribution states, where errors compound and grow as  $O(H^2)$  with horizon length  $H$  (Ross et al., 2011).

To overcome the limitations of the traditional “teacher-acts, student-clones” distillation paradigm, we introduce *SCoRe* (Student-Centered one-step Reinforcement). As shown in Figure 1, the student leads trajectory generation, and the teacher minimally intervenes by correcting the earliest error, after which the student resumes reasoning. If another error occurs, the teacher repeats this minimal

\*Corresponding author.

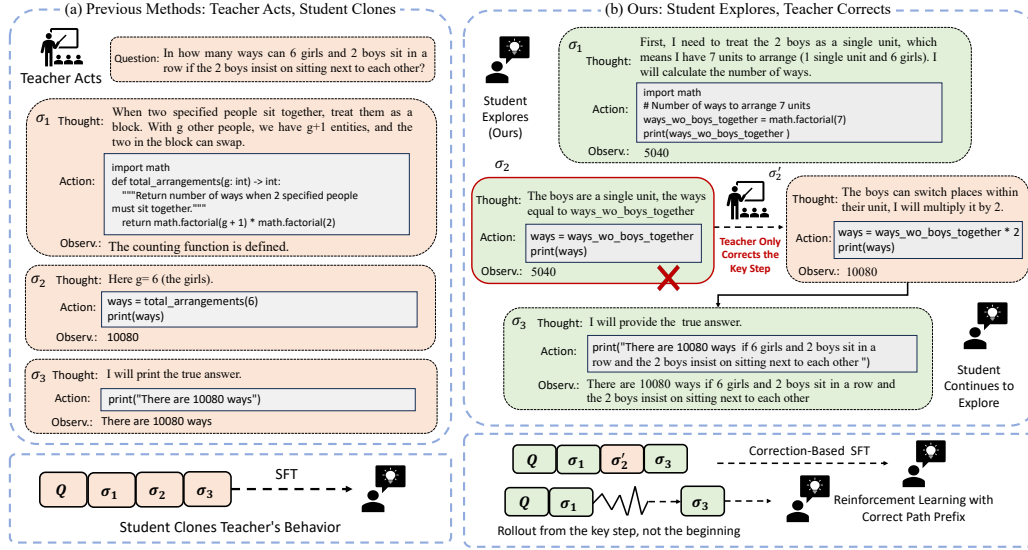


Figure 1: Comparison between imitation-based distillation and our *SCoRe* framework. (a) Prior methods clone entire teacher trajectories. (b) Our approach lets the student explore, with the teacher correcting only the earliest error. Correction-based SFT mitigates the compounding errors of pure imitation. RL rollouts then start from this verified prefix, improving stability and efficiency.

intervention. This student-centric approach to data generation offers two key advantages: *Capability Matching*—trajectory complexity aligns with the student’s evolving abilities, keeping the data learnable and effective; and *Deficiency Localization*—the structure of a “verified prefix” followed by a “key step” explicitly pinpoints the student’s weaknesses for targeted optimization.

Before exploration, the student must first acquire basic reasoning–action skills. We initialize it with a cold-start *Behavior Cloning* (BC) phase, performing supervised fine-tuning (SFT) on a small set of high-quality teacher trajectories. Then the core phase, *Mentored Problem-Solving*, allows the student to tackle new tasks independently. After the student completes a trajectory, a teacher inspects it, identifies and corrects the earliest error, and the student regenerates the remainder starting from this corrected prefix. If further mistakes occur, the teacher repeats this process. Final task success implicitly verifies the correctness of the teacher’s fix. We retain these corrected trajectories with minimal teacher intervention and use them for the next round of SFT. By correcting at the earliest error, this approach limits teacher–student distribution shift to a single step, breaks long error chains of BC, and reduces cumulative error growth from  $O(H^2)$  to  $O(H)$ .

Although effective, these steps still rely on teacher corrections and keep the student in imitation mode. To promote genuine problem-solving, we introduce a reinforcement learning (RL) phase featuring shorter rollouts and key-step rewards. Our RL method introduces two main innovations. First, rather than rolling out from the start of the task, we begin from the verified prefix preceding the student’s original error. This shortens the horizon and reduces gradient-estimation variance, making updates more stable. Second, to mitigate the issue of sparse rewards (Andrychowicz et al., 2017), we supplement the final task-success reward with additional bonuses at key steps: a larger one for reproducing the teacher’s correction and a smaller one for avoiding the original error.

Experiments on 12 challenging benchmarks show that *SCoRe* enables small models, such as Qwen2.5-7B, to achieve reasoning performance comparable to a 72B teacher, outperforming both BC and GRPO by a large margin. These results show that ability-matched correction, combined with short-horizon key-step RL, can close the performance gap between small and large models.

## 2 BACKGROUND

In this section, we formalize the LLM-agent framework and review two core training approaches: Behavior Cloning and Reinforcement Learning, highlighting their limitations in agent distillation.

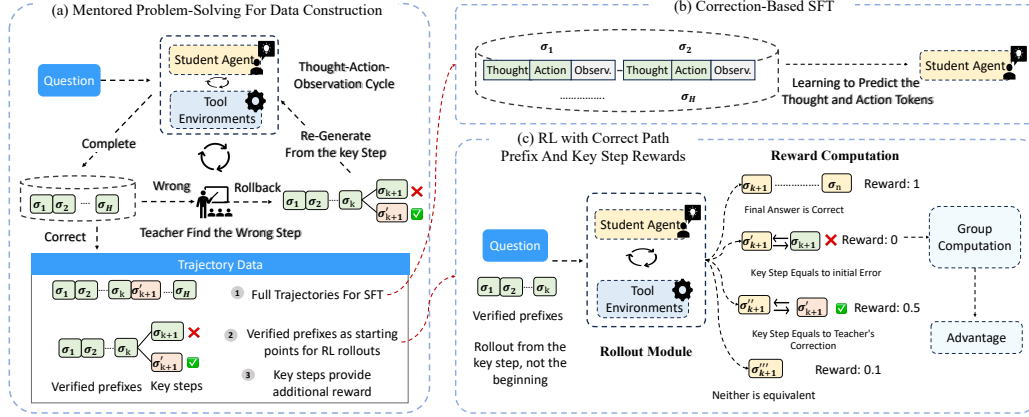


Figure 2: The *SCoRe* framework. (a) A student agent attempts a task, and the teacher provides a single-step correction at the first error, creating student-centric training data. (b) The student is initially trained to imitate full solution trajectories via supervised fine-tuning. (c) The student is further improved through reinforcement learning, using shortened rollouts starting from the prefix preceding the teacher’s correction, and targeted rewards at the corrected steps to guide exploration.

**The ReAct Framework.** To enable effective interaction with an external environment  $\mathcal{E}$  (e.g., a code interpreter or a search engine), we adopt the ReAct framework (Yao et al., 2023). In this framework, the agent’s behavior is represented as a trajectory  $\tau = (t_1, c_1, o_1, \dots, t_H, c_H, o_H)$ , where  $H$  is the total number of steps. At each step  $i$ , the policy  $\pi$  first generates a *thought*  $t_i$  based on the history  $s_i$ , and then, conditioned on this thought and history, produces a ReAct *action*  $c_i$ :

$$s_i = (t_1, c_1, o_1, \dots, t_{i-1}, c_{i-1}, o_{i-1}), \quad (t_i, c_i) \sim \pi(\cdot \mid s_i).$$

Executing  $c_i$  in  $\mathcal{E}$  returns an *observation*  $o_i$ ,  $(t_i, c_i, o_i)$  is then added to the history. The loop continues until a terminal action (e.g., producing the final answer) ends the trajectory.

**Agent Distillation via Behavior Cloning.** To reduce the inference cost of large LLM agents, agent distillation transfers capabilities from a powerful teacher  $\pi_E$  to a smaller student  $\hat{\pi}$ . The most common method, *Behavior Cloning* (BC) (Torabi et al., 2018), trains  $\hat{\pi}$  on teacher-generated trajectories  $D_T$  to imitate both thoughts( $t_i$ ) and ReAct actions( $c_i$ ):

$$\mathcal{L}_{BC}(\theta) = -\mathbb{E}_{\tau \sim D_T} \left[ \sum_{i=1}^{|\tau|} \log \hat{\pi}(a_i \mid s_i; \theta) \right], \quad (1)$$

where  $a_i = (t_i, c_i)$  and  $s_i$  is the history context. While BC is effective, *reasoning* and *knowledge* gaps between  $\pi_E$  and  $\hat{\pi}$  yield a non-trivial per-step error rate  $\varepsilon$ . Under covariate shift, these errors accumulate over horizon  $H$ , making the expected total cost grow as  $O(H^2\varepsilon)$  (Ross et al., 2011).

**Agent Optimization via Reinforcement Learning.** Reinforcement Learning (RL) extends beyond imitation by enabling agents to explore actively. The problem is modeled as a Markov Decision Process (MDP), where the state  $s_i$  is the history context, the action is  $a_i$ , the policy is  $\hat{\pi}$ , and the trajectory is evaluated by a reward  $R(\tau)$ . In practice, rewards are often sparse; for example,  $R(\tau) = 1$  if the final answer is correct, and  $R(\tau) = 0$  otherwise (Su et al., 2025; Mroueh, 2025). The training objective is  $J(\theta) = \mathbb{E}_{\tau \sim \hat{\pi}_\theta} [R(\tau)]$ , with the policy gradient update:

$$\nabla_\theta J(\theta) = \mathbb{E}_{\tau \sim \hat{\pi}_\theta} [R(\tau) \nabla_\theta \log P(\tau \mid \theta)], \quad (2)$$

where  $P(\tau \mid \theta)$  denotes the probability of trajectory  $\tau$  under  $\hat{\pi}_\theta$ . Standard RL faces challenges for LLM agents due to *sparse rewards* (Andrychowicz et al., 2017; Badia et al., 2020) and *high variance* (Schulman et al., 2017; Shao et al., 2024), often leading to unstable and inefficient training.

### 3 METHODOLOGY

In this work, we propose *SCoRe*, a novel agent-distillation paradigm that addresses key limits of BC and RL (Figure 2). Instead of the static “teacher-acts, student-clones” scheme, *SCoRe* introduces

*Mentored Problem-Solving* (MPS) to place the student at the center of learning. Training on MPS-generated data tailored to the student’s abilities reduces BC’s compounding error growth, and the use of short-horizon, key-step rewards in RL improves stability and efficiency.

### 3.1 INITIAL DISTILLATION WITH CODE AS ACTION

To enable a “student-explores, teacher-corrects” strategy for agent distillation, the student must first acquire basic *reasoning-acting* skills. However, current LLMs (e.g., Qwen (Yang et al., 2025), LLaMA (Dubey et al., 2024)) are not built for multi-step agentic tasks and typically perform single-pass generation. Therefore, we first construct structured datasets and distill  $\hat{\pi}$  to perform multi-step reasoning and acting.

**Trajectory Representation.** Training trajectories follow the ReAct (Yao et al., 2023) format: sequences of triplets  $\tau = (\sigma_i)_{i=1}^H, \sigma_i = (t_i, c_i, o_i)$ , where  $t_i$  is textual reasoning,  $c_i$  is an action in ReAct, and  $o_i$  is environment feedback. These structured trajectories capture problem decomposition and stepwise solutions, making them well-suited for distillation. We build on *CodeAct* (Wang et al., 2024), where  $c_i$  is executable code, offering: (i) deterministic operations for reproducibility; (ii) both teacher and students are familiar with code from pre-training, reducing capability gaps; and (iii) a Turing-complete, unified action space for tool use and complex logic.

**Initial Trajectory Generation.** To build the initial train data  $D_T$ , we use the teacher policy  $\pi_E$ . Following Kang et al. (2025),  $\pi_E$  is first prompted to produce a high-level plan `<first_thought>` as a strategic outline. A second prompt enforces the standard *Thought–Code–Observation* cycle: at step  $i$ ,  $\pi_E$  generates  $(t_i, c_i)$  conditioned on both the plan and prior steps. Executing  $c_i$  in the environment yields an observation  $o_i$ , which is appended to the context for subsequent reasoning. This dual-prompt design combines global planning with adaptive step-level reasoning. To ensure quality, we apply rejection sampling and retain only trajectories with correct final answers.

**Behavior Cloning.** In the initial cold-start learning phase, we distill student policy  $\hat{\pi}$  on  $D_T$  via behavior cloning, minimizing  $\mathcal{L}_{BC}$  as defined in Equation 1. The resulting initialized model,  $\hat{\pi}_{init}$ , learns the *Thought–Code–Observation* loop. This capability enables  $\hat{\pi}_{init}$  to attempt tasks without immediate failure, thus allowing fine-grained, one-step teacher interventions in subsequent phases.

### 3.2 MENTORED PROBLEM-SOLVING AND FURTHER SFT

After initialization via BC, the core phase, *Mentored Problem-Solving* (MPS), employs the BC-initialized student as an explorer, producing ability-matched and deficiency-localized trajectory data.

**Student Explores, Teacher Corrects.** As shown in Figure 2(a), the initialized student model  $\hat{\pi}_{init}$  attempts unseen tasks. For each task, it independently generates a full trajectory  $\tau_S = (\sigma_1, \dots, \sigma_H)$ , where each step  $\sigma_i$  denotes a triplet of *Thought–Code–Observation*. After the final answer, the teacher  $\pi_E$  checks correctness. If incorrect, the teacher locates the first deviation step  $\sigma_k$  where the student diverges from the correct path. Instead of discarding the trajectory,  $\pi_E$  provides a minimal intervention by replacing  $\sigma_k$  with a corrected step  $\sigma'_k$ , after which the student resumes execution from  $(\sigma_1, \dots, \sigma_{k-1}, \sigma'_k)$ . If the student ultimately completes the task, it indirectly validates the teacher’s correction, and the corrected trajectory is collected as training data. If the student makes another mistake at step  $m > k$ , the teacher will correct it to  $\sigma'_m$  and the execution will continue from  $(\sigma_1, \dots, \sigma_{k-1}, \sigma'_k, \dots, \sigma_{m-1}, \sigma'_m)$ . Each intervention addresses only the specific wrong step, and a single trajectory may contain multiple such interventions. The entire process of error localization and correction is carried out by the teacher via prompts, which are detailed in Appendix D.

In rare cases, a task may remain unsolved even after multiple one-step corrections (5 attempts in this paper). Such cases are **Hard-to-Teach tasks**, as their difficulty exceeds the student’s current capability. While these trajectories offer limited value for capability-matched SFT, we retain a subset as challenging examples for the RL to improve the model’s performance on difficult tasks.

**Two Complementary Forms of Supervision.** The MPS process yields two complementary forms of supervision: (1) The final *corrected trajectory*, mostly generated by the student with sparse teacher edits, provides capability-aligned demonstrations for continued SFT. (2) Each key-step correction produces a *preference pair*, anchored on the same prefix  $(\sigma_1, \dots, \sigma_{k-1})$ , where the teacher’s corrected step  $\sigma'_k$  is preferred over the student’s original  $\sigma_k$ . A single task can generate multiple such

pairs from multiple teacher interventions. These pairs are especially useful for RL methods (e.g., GRPO (Shao et al., 2024)), offering near-correct prefixes that stabilize short rollouts and provide precise feedback at prior error points. Once this high-quality, capability-aligned data is collected, it is used to train the student model  $\hat{\pi}$  via SFT (see Figure 2(b)). Training on such capability-aligned data helps reduce compounding errors; we next provide a theoretical analysis.

**Theoretical Justification.** To analyze *SCoRe*’s advantage in mitigating compounding errors Ross et al. (2011), we model the agent as a finite-horizon process of length  $H$ . At each step  $t$ , in state  $s_t \in \mathcal{S}$ , the agent selects action  $a_t \in \mathcal{A}$  via policy  $\pi$ . In our framework,  $a_t$  is the composite output of thought and code. The environment transitions according to  $P(s_{t+1} \mid s_t, a_t)$ . Let  $\pi_E$  and  $\hat{\pi}$  be the teacher and student policies, and let  $d_t^\pi$  be the state distribution under  $\pi$ . The per-step cost  $c_t(s) \in [0, 1]$  is 0 if the policy acts correctly and 1 otherwise. The total expected cost is

$$c(\pi) = \mathbb{E}_{s_1 \sim d_1, a_t \sim \pi, s_{t+1} \sim P} \left[ \sum_{t=1}^H c_t(s_t) \right]. \quad (3)$$

**Theorem 3.1** (BC compounding-error bound). *If student  $\hat{\pi}$  trained on teacher  $\pi_E$  demonstrations via BC satisfies*

$$\mathbb{P}_{s \sim d_t^{\pi_E}} [\hat{\pi}(s) \neq \pi_E(s)] \leq \varepsilon, \quad \forall t \in \{1, \dots, H\}, \quad (4)$$

*then*

$$c(\hat{\pi}) \leq c(\pi_E) + \frac{H(H-1)}{2} \varepsilon = c(\pi_E) + O(H^2 \varepsilon). \quad (5)$$

This classical covariate-shift result (Ross et al., 2011) shows that a small per-step error  $\varepsilon$  can grow to  $O(H^2 \varepsilon)$ , severely degrading performance on long-horizon tasks.

**Theorem 3.2** (*SCoRe* first-error-correction bound). *In *SCoRe* training, at the first deviation from teacher policy  $\pi_E$ , the action is replaced by the teacher’s, and execution continues with student policy  $\hat{\pi}$ . If, under  $d_t^{\hat{\pi}}$ , the per-step misalignment satisfies*

$$\mathbb{P}_{s \sim d_t^{\hat{\pi}}} [\hat{\pi}(s) \neq \pi_E(s)] \leq \varepsilon, \quad \forall t \in \{1, \dots, H\}. \quad (6)$$

*Since *SCoRe*’s training data originates from the student’s own rollouts, the relevant error rate is evaluated under  $d_t^{\hat{\pi}}$  rather than  $d_t^{\pi_E}$ . Then*

$$c(\hat{\pi}) \leq c(\pi_E) + H \varepsilon = c(\pi_E) + O(H \varepsilon). \quad (7)$$

Unlike BC in Theorem 3.1, *SCoRe* trains on  $d_t^{\hat{\pi}}$  and the teacher’s first-error corrections, truncating error propagation. At most one unchecked mistake occurs before resuming an expert-aligned path, reducing worst-case growth from  $O(H^2)$  to  $O(H)$ . The proof is in Appendix A.

### 3.3 RL REFINEMENT FOR MASTERY

Although MPS yields capability-aligned supervision, training the student on this data only via SFT still limits the student to replicating the teacher’s key steps. To move from imitation to independent problem-solving, we introduce an RL phase after SFT that directly optimizes task success. We adopt GRPO (Shao et al., 2024), a variant of PPO (Schulman et al., 2017) that omits the value function, thereby reducing computation and value-estimation instability. However, for long-horizon tasks, GRPO remains sensitive to sparse rewards and high gradient variance. As Figure 2(c) shows, we address these issues with two techniques:

**Short-Horizon Rollout.** Instead of starting rollouts from the initial question, we begin from the verified prefix  $(\sigma_1, \dots, \sigma_{k-1})$ : the sequence preceding the original error step  $\sigma_k$ . This shortens the horizon from  $H$  to  $H' = H - (k - 1)$ , reducing variance.

**Key-Step Reward.** If the final answer is correct, a large reward  $R_{\text{final}}$  is given. Otherwise,

$$R = \begin{cases} R_{\text{key}}, & a_k = a_k^{\pi_E}, \\ R_{\text{avoid}}, & a_k \neq a_k^{\text{orig}} \wedge a_k \neq a_k^{\pi_E}, \\ 0, & \text{otherwise,} \end{cases}$$

where  $a_k^{\text{orig}}$  is the student’s original error,  $a_k^{\pi_E}$  is the teacher’s correction. Action equivalence can be reliably checked via code and code execution results. In practice, we compute the reward via a

Table 1: Overall performance on eight challenging reasoning tasks. The best outcomes among models of the same size are **bolded**. “Avg.” denotes the average score across tasks. Results for GRPO and ARPO are mostly taken from Dong et al. (2025b).

Method	Mathematical Reasoning				Factual Reasoning				Avg.
	AIME24	AIME25	MATH500	OlymM	HQA	2Wiki	MuSiQ	Bamb	
Larger Models (TIR Prompting)									
Deepseek-V3 (671B)	43.3	30.0	84.8	21.0	60.1	78.5	37.0	73.2	53.5
Qwen2.5-72B-Instruct	33.3	40.0	77.4	17.0	60.5	75.5	36.8	73.2	51.7
Qwen2.5-32B-Instruct	30.0	23.3	74.0	18.0	54.9	64.9	26.9	67.8	45.0
Student: Qwen2.5-7B-Instruct									
Behavior Cloning	23.3	13.3	72.8	15.5	58.1	70.3	26.6	63.6	42.5
GRPO	23.3	26.7	78.0	25.0	59.0	76.1	30.6	68.4	48.4
ARPO	30.0	<b>30.0</b>	78.8	18.0	58.8	76.1	31.1	71.5	49.3
SCoRe-SFT	26.7	16.7	73.4	18.5	59.5	72.8	29.2	69.8	45.8
SCoRe-RL	<b>36.7</b>	26.7	<b>82.0</b>	<b>26.5</b>	<b>61.4</b>	<b>76.8</b>	<b>32.2</b>	<b>72.8</b>	<b>50.8</b>
Student: Qwen2.5-3B-Instruct									
Behavior Cloning	13.3	13.3	65.6	9.5	51.7	63.7	26.8	61.2	38.3
GRPO	20.0	13.3	72.0	16.0	56.5	64.5	24.7	65.2	41.5
ARPO	20.0	20.0	71.4	14.5	58.5	67.4	28.7	66.8	43.4
SCoRe-SFT	20.0	13.3	67.0	12.5	55.9	71.6	27.8	67.5	41.9
SCoRe-RL	<b>26.7</b>	<b>20.0</b>	<b>72.4</b>	<b>17.5</b>	<b>59.2</b>	<b>75.6</b>	<b>29.0</b>	<b>73.2</b>	<b>46.7</b>
Student: Llama3.1-8B-Instruct									
Behavior Cloning	6.7	6.7	58.0	8.5	55.6	65.5	28.6	69.1	37.3
GRPO	13.3	13.3	62.4	14.5	57.8	71.8	31.0	68.2	41.5
ARPO	23.3	16.7	64.6	11.0	<b>65.4</b>	75.5	34.8	73.8	45.6
SCoRe-SFT	6.7	10.0	60.0	10.0	59.5	71.7	31.1	71.4	40.2
SCoRe-RL	<b>26.7</b>	<b>20.0</b>	<b>65.4</b>	<b>16.0</b>	64.2	<b>76.5</b>	<b>35.3</b>	<b>76.2</b>	<b>47.5</b>

lightweight LLM-based verifier: Qwen2.5-7B-Instruct judges semantic equivalence between the generated and reference answers. This reward scheme provides informative credit assignment at the student’s weakest step, while maintaining prioritization of final task success.

**Theoretical Justification.** We analyze variance reduction under policy gradients (ignoring value-function or clipping for clarity), aligning with GRPO’s core update. The conclusion can also extend to the clipped objective of GRPO. Specifically, starting rollouts after the verified prefix reduces the remaining horizon from  $H$  to  $H - k + 1$ , tightening the variance bound of the policy gradient:

$$g_k = \sum_{t=k}^H \nabla_{\theta} \log \pi_{\theta}(a_t | s_t) \cdot G_t, \quad G_t = \sum_{t'=t}^H \gamma^{t'-t} r_{t'}, \quad (8)$$

where  $\gamma \in (0, 1)$  is discount factor. Assume reward  $|r_t| \leq R_{\max}$  and  $\|\nabla_{\theta} \log \pi_{\theta}(a_t | s_t)\| \leq G_{\max}$ .

**Theorem 3.3** (Variance Bound for Shortened Rollout). *Under these assumptions, there exists  $C = G_{\max}^2 R_{\max}^2$  such that*

$$\text{Var}[g_k] \leq \frac{C}{(1-\gamma)^2} \left( (H - k + 1) - \frac{\gamma(1 - \gamma^{H-k+1})}{1 - \gamma} \right)^2, \quad (9)$$

*which decreases monotonically as  $k$  increases. The proof is in Appendix A.*

In summary, starting rollouts from verified prefixes focuses on students’ weak points and reduces gradient variance by truncating the horizon, leading to more stable and efficient RL optimization.

## 4 EXPERIMENTS

### 4.1 EXPERIMENTAL SETUP

**Datasets.** We evaluate our approach on three categories of datasets. *Mathematical Reasoning*: AIME2024, AIME2025, MATH500 (Lightman et al., 2023; Hendrycks et al., 2021), and Olym-

Table 2: Performance on deep search benchmarks.

Method	GAIA				HLE	XBench	WebWalker	Avg.
	GAIA-1	GAIA-2	GAIA-3	Avg.				
Larger Models (TIR Prompting)								
Deepseek-V3 (671B)	48.7	40.4	16.7	40.8	10.6	32.0	46.0	32.4
Qwen2.5-72B-Instruct	30.8	36.5	16.7	32.0	7.8	31.0	38.5	27.3
Student: Qwen3-8B-Instruct								
Behavior Cloning	33.3	26.9	8.3	27.2	8.4	21.0	34.5	22.8
GRPO	48.7	25.0	8.3	32.0	7.8	20.0	29.0	22.2
ARPO	53.9	32.7	16.7	38.8	8.8	25.0	30.5	25.8
SCoRe-SFT	35.9	26.9	8.3	28.2	10.0	22.0	41.5	25.4
SCoRe-RL	53.9	36.5	16.7	40.8	11.0	27.0	43.0	30.5

Table 3: Ablation study of various components of *SCoRe*. Student: Qwen2.5-7B-Instruct.

Method	Mathematical Reasoning				Factual Reasoning				Avg.
	AIME24	AIME25	MATH500	OlymM.	HQA	2Wiki	MuSiQ	Bamb	
Initial Distillation	20.0	23.3	70.8	7.0	54.4	67.6	27.0	63.7	41.7
SCoRe-SFT	26.7	16.7	73.4	18.5	59.5	72.8	29.2	69.8	45.8
RL W/O short-horizon	30.0	20.0	78.0	25.0	58.0	75.3	30.2	70.7	48.4
RL W/O key-step rewards	33.3	20.0	80.6	24.0	61.1	76.7	30.3	71.7	49.7
SCoRe-RL	<b>36.7</b>	<b>26.7</b>	<b>82.0</b>	<b>26.5</b>	<b>61.4</b>	<b>76.8</b>	<b>32.2</b>	<b>72.8</b>	<b>50.8</b>

Math (Sun et al., 2025). These problems often require multi-step symbolic reasoning and frequent code interpreter use. *Factual Reasoning*: HotpotQA (HQA) (Yang et al., 2018), 2WikiMultihopQA (2Wiki) (Ho et al., 2020), Musique (MuSiQ) (Trivedi et al., 2022) and Bamboogle (Bamb) (Press et al., 2022). These tasks demand multi-step information retrieval and synthesis via search APIs. For *Deep Search*, following WebThinker (Li et al., 2025c)’s text-only split, we test on GAIA (Mialon et al., 2023), WebWalker (Wu et al., 2025), Humanity’s Last Exam (HLE) (Phan et al., 2025), and xBench (Chen et al., 2025). These benchmarks involve much longer tool-use horizons, making them more challenging than standard reasoning tasks.

**Baselines.** We compare *SCoRe* with three categories of baselines. (1) *Prompt-Only Large Model Agents*: strong LLMs prompted in a tool-integrated reasoning (TIR) format (Li et al., 2025b), without parameter updates. This setting reflects an approximate upper bound for performance under ideal prompting. We include Deepseek-V3 (671B), Qwen2.5-72B-Instruct, and Qwen2.5-32B-Instruct. (2) *Behavior Cloning* (Kang et al., 2025)<sup>1</sup>: the student imitates full teacher trajectories, with no exploration or correction. (3) *Trajectory-Level RL Agents*: Training the student with RL over the full horizon with sparse task-completion rewards, using GRPO (Shao et al., 2024) or ARPO (Dong et al., 2025b) algorithm. Our proposed *SCoRe* is evaluated in two sequential phases: (i) *SCoRe-SFT*, a correction-based SFT phase where the model is trained on capability-matched and deficiency-localized data; and (ii) *SCoRe-RL*, a short-horizon RL phase with rollouts from the verified prefix, and key-step rewards for reproducing the teacher’s fix or avoiding errors.

**Evaluation.** Following ARPO (Dong et al., 2025b), we measure open-domain QA tasks using a token-level F1 score against the ground truth. For mathematical reasoning and deep search tasks, correctness is judged by Qwen2.5-72B-Instruct under an *LLM-as-a-judge* protocol (Zheng et al., 2023), comparing the generated final answer and the provided ground truth.

**Implementation.** During training and inference, the model employs two tools: a Python code interpreter for mathematical reasoning and precise computation, and an online search engine providing concise, up-to-date snippets. To save time and cost, we did not use a web browser. SFT training data follows the [Thought-Action-Observation] format with Qwen2.5-72B-Instruct as

<sup>1</sup>Note that our *SCoRe* framework also includes a BC phase for cold-start initialization, but unlike the BC baseline using the full teacher-annotated training set, *SCoRe* uses only 20% of the data to endow the student basic reasoning-action skills.



the teacher. To construct the train data, we collect seed question–answer pairs mainly from the Tool-Star dataset (Dong et al., 2025a), including NuminaMath (Li et al., 2024) and Omni (Gao et al., 2024) for math reasoning, and HotpotQA, 2WikiMultiHopQA, and WebWalker for factual QA, totaling 35k pairs. Of these, 20% of trajectories are fully teacher-annotated to create high-quality BC initialization data, giving the student a solid foundation in reasoning–acting skills. The remaining 80% are generated via MPS, producing capability-matched, deficiency-localized data. These minimally corrected trajectories are split evenly: half for correction-based SFT to produce the *SCoRe-SFT* model, and half for RL. During RL training, the maximum number of rollout steps was set to 8, and any reasoning–action cycles exceeding this limit were considered incomplete. The same configuration was used during inference. Additional data and implementation details are in Appendix B.

## 4.2 MAIN RESULTS

Tables 1 and 2 show results for mathematical/factual reasoning and deep search.

**TIR prompting excels on ultra-large models but relies on massive backbones and incurs high costs.** On reasoning tasks, Tool-Integrated Reasoning (TIR) proves effective for very large models: Deepseek-V3 (671B) scores 53.5 on average, and Qwen2.5-72B-Instruct scores 51.7, highlighting TIR’s ability to combine strong LLM reasoning with external tool precision. However, performance degrades sharply with smaller backbones. For example, Qwen2.5-32B-Instruct drops by over 6 points. In agent settings, ultra-large models also entail high latency and token costs, which grow with both token volume and the number of interaction turns.

**SCoRe matches teacher performance on reasoning and deep search with smaller backbones.** On smaller backbones, our method leverages MPS trajectories generated by a “student-led plus one-step teacher correction” process, while training the model by correction-based SFT and short-horizon RL with key-step rewards. This yields large gains: Averaged over math and factual reasoning benchmarks, *SCoRe-RL* with a Qwen2.5-7B-Instruct backbone scores 50.8 (0.9 below the 72B teacher, +8.3 over BC, +6.3 over GRPO), with a Qwen2.5-3B-Instruct backbone +8.4 over BC, and with a Llama-3.1-8B-Instruct backbone +10.2 over BC. Ability-aligned training thus enables small models to match or surpass much larger ones while reducing costs.

**SCoRe-SFT outperforms pure behavior cloning under the same data budget.** With only teacher-annotated trajectories, BC performance is limited. Under equivalent training data budgets, *SCoRe-SFT* delivers consistent gains across backbones on both reasoning and deep search tasks, showing that MPS-constructed data reduces compounding error growth from  $O(H^2)$  to  $O(H)$ , where  $H$  denotes horizon length. It further implies that even without RL, training models on correction-based trajectories markedly outperform conventional BC distillation.

**RL with short-horizon and key-step rewards drives strong performance.** On the more challenging Deep Search tasks (Table 2), *SCoRe-RL* achieves very strong performance and in some cases exceeds the teacher. For Qwen3-8B-Instruct, it scores 30.5 (+7.7 over BC, +8.3 over GRPO, +3.2 over TIR-Qwen-72B). On GAIA-Avg, scores rise from 27.2 (BC) to 40.8.

## 4.3 FURTHER RESULTS AND ANALYSIS

In the ablation study, we evaluate the contribution of each *SCoRe* component on math/factual reasoning benchmarks (Table 3). The BC-initialized student (Initial Distillation), trained on a subset

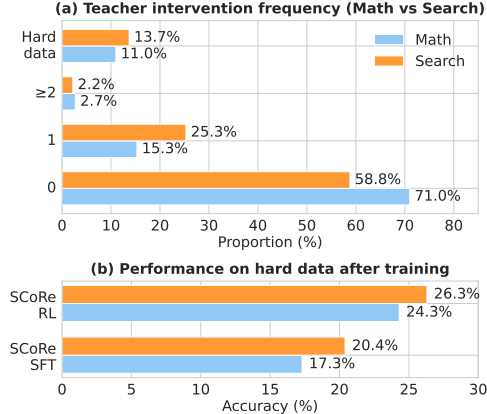


Figure 3: Teacher intervention frequency and performance on “hard data” after training. Categories: 0 = solved by the student solely, 1 = one teacher correction,  $\geq 2$  = two or more than two corrections. Hard data = unsolved samples even with the teacher’s help.



of high-quality teacher trajectory data, serves as the explorer for MPS. Unlike the BC baselines in Tables 1 and 2, which use full teacher data, this model performs poorly. In contrast, when treating the initial model as the explorer and fine-tuning it on data generated via MPS, performance improves substantially (*SCoRe-SFT*), showing that training on such data effectively reinforces weak links in the reasoning chain. Extending to RL brings further improvements: (i) *Without short-horizon rollouts*, stability degrades and performance drops notably, showing that truncation reduces gradient-estimation variance; (ii) *Without key-step rewards*, accuracy on multi-step tasks decreases, validating the need for targeted, stepwise guidance beyond final-task rewards. The full *SCoRe-RL* approach combining both short-horizon rollouts and key-step rewards achieves the best results.

We further examine the teacher–student interaction during the MPS process (Figure 3(a)). Results show that most tasks require only a single correction, with very few needing  $\geq 2$  teacher interventions, indicating that one-step correction is typically sufficient. The proportion of *hard data*, defined as instances the teacher fails to teach successfully, is small. These hard samples will not be discarded, and we select part of them as challenging cases for RL training.

As shown in Figure 3(b), on the mathematical *hard data* subset (200 items, already excluded from training), accuracy rises from 0% to 17.3% with *SCoRe-SFT*, and further to 24.3% with *SCoRe-RL*. This demonstrates that our approach substantially enhances the student model’s overall capability, and enables it to autonomously solve high-difficulty cases that the teacher could not teach before.

Further results, including math task evaluation with the exact match metric, additional baselines such as DPO (Rafailov et al., 2023), and analyses of SFT data size impact, are provided in Appendix C. Tables 6 and 7 also present examples of data generation during the MPS process.

## 5 RELATED WORK

**Distillation for LLM Agents.** Agent distillation is a practical way to reduce the cost of deploying large models such as GPT-4 (Achiam et al., 2023) or Gemini (Team et al., 2023) in a multi-turn agent setting (Yao et al., 2023; Wang et al., 2024). Formal approaches like trajectory distillation (Kang et al., 2025) and toolformer-style imitation (Schick et al., 2023; Gao et al., 2023) train smaller models to reproduce teacher-generated [Thought, Action, Observation] traces, transferring planning and tool-use skills. However, most methods use supervised behavior cloning from expert rollouts, and face the reasoning and knowledge gaps (Magister et al., 2022) between the teacher and student. Pure imitation also suffers from compounding errors under distribution shift (Ross et al., 2011). Variants such as DAgger, HG-DAgger (Ross et al., 2011; Kelly et al., 2019) mitigate exposure bias, yet remain teacher-led, often misaligning trajectory complexity with student ability.

**Agentic Reinforcement Learning.** RL has become a core paradigm for training LLM agents in dynamic, multi-turn environments (Shridhar et al., 2020; Mialon et al., 2023). Early pipelines relied on supervised or rule-based tool-use strategies (Schick et al., 2023), limiting adaptability to new domains. Later work integrated RL into agent policies, enabling joint optimization of reasoning chains and external actions. Classical methods such as deep Q-learning (Mnih et al., 2015) and self-play (Silver et al., 2017) have been adapted for natural-language decision-making, where intermediate thoughts and tool calls form part of the state (Li et al., 2025a). In tool-augmented settings, recent work optimized multi-tool coordination under real-time constraints (Qian et al., 2025; Xu & Peng, 2025). Despite these advances, challenges remain: long-context rollouts cause instability (Schulman et al., 2017; Peng et al., 2019), and sparse or delayed rewards hinder credit assignment (Andrychowicz et al., 2017). These motivate algorithms that combine trajectory-level planning with local, verifiable corrections for stable learning and fine-grained reasoning control.

## 6 CONCLUSION

We introduce *SCoRe*, a framework for distilling LLM agents that lets students actively explore problem-solving with minimal, targeted teacher corrections. This yields training data aligned with the student’s evolving capabilities and reveals weaknesses for further optimization, helping students advance from imitation to genuine problem-solving. Extensive experiments show *SCoRe* achieves expert-level performance and consistently outperforms standard distillation baselines. Future work includes improving reward design and extending the framework to broader multi-modal tasks.

## REFERENCES

- Josh Achiam, Steven Adler, Sandhini Agarwal, Lama Ahmad, Ilge Akkaya, Florencia Leoni Aleman, Diogo Almeida, Janko Altenschmidt, Sam Altman, Shyamal Anadkat, et al. Gpt-4 technical report. *arXiv preprint arXiv:2303.08774*, 2023.
- Marcin Andrychowicz, Filip Wolski, Alex Ray, Jonas Schneider, Rachel Fong, Peter Welinder, Bob McGrew, Josh Tobin, OpenAI Pieter Abbeel, and Wojciech Zaremba. Hindsight experience replay. *Advances in neural information processing systems*, 30, 2017.
- Adrià Puigdomènech Badia, Pablo Sprechmann, Alex Vitvitskyi, Daniel Guo, Bilal Piot, Steven Kapturowski, Olivier Tieleman, Martín Arjovsky, Alexander Pritzel, Andrew Bolt, et al. Never give up: Learning directed exploration strategies. *arXiv preprint arXiv:2002.06038*, 2020.
- Kaiyuan Chen, Yixin Ren, Yang Liu, Xiaobo Hu, Haotong Tian, Tianbao Xie, Fangfu Liu, Haoye Zhang, Hongzhang Liu, Yuan Gong, et al. xbench: Tracking agents productivity scaling with profession-aligned real-world evaluations. *arXiv preprint arXiv:2506.13651*, 2025.
- Tri Dao. Flashattention-2: Faster attention with better parallelism and work partitioning. *arXiv preprint arXiv:2307.08691*, 2023.
- Guanting Dong, Yifei Chen, Xiaoxi Li, Jiajie Jin, Hongjin Qian, Yutao Zhu, Hangyu Mao, Guorui Zhou, Zhicheng Dou, and Ji-Rong Wen. Tool-star: Empowering llm-brained multi-tool reasoner via reinforcement learning. *arXiv preprint arXiv:2505.16410*, 2025a.
- Guanting Dong, Hangyu Mao, Kai Ma, Licheng Bao, Yifei Chen, Zhongyuan Wang, Zhongxia Chen, Jiazhen Du, Huiyang Wang, Fuzheng Zhang, et al. Agentic reinforced policy optimization. *arXiv preprint arXiv:2507.19849*, 2025b.
- Abhimanyu Dubey, Abhinav Jauhri, Abhinav Pandey, Abhishek Kadian, Ahmad Al-Dahle, Aiesha Letman, Akhil Mathur, Alan Schelten, Amy Yang, Angela Fan, et al. The llama 3 herd of models. *arXiv e-prints*, pp. arXiv–2407, 2024.
- Bofei Gao, Feifan Song, Zhe Yang, Zefan Cai, Yibo Miao, Qingxiu Dong, Lei Li, Chenghao Ma, Liang Chen, Runxin Xu, et al. Omni-math: A universal olympiad level mathematic benchmark for large language models. *arXiv preprint arXiv:2410.07985*, 2024.
- Luyu Gao, Aman Madaan, Shuyan Zhou, Uri Alon, Pengfei Liu, Yiming Yang, Jamie Callan, and Graham Neubig. Pal: Program-aided language models. In *International Conference on Machine Learning*, pp. 10764–10799. PMLR, 2023.
- Dan Hendrycks, Collin Burns, Saurav Kadavath, Akul Arora, Steven Basart, Eric Tang, Dawn Song, and Jacob Steinhardt. Measuring mathematical problem solving with the math dataset. *arXiv preprint arXiv:2103.03874*, 2021.
- Xanh Ho, Anh-Khoa Duong Nguyen, Saku Sugawara, and Akiko Aizawa. Constructing a multi-hop qa dataset for comprehensive evaluation of reasoning steps. *arXiv preprint arXiv:2011.01060*, 2020.
- Minki Kang, Jongwon Jeong, Seanie Lee, Jaewoong Cho, and Sung Ju Hwang. Distilling llm agent into small models with retrieval and code tools. *arXiv preprint arXiv:2505.17612*, 2025.
- Michael Kelly, Chelsea Sidrane, Katherine Driggs-Campbell, and Mykel J Kochenderfer. Hg-dagger: Interactive imitation learning with human experts. In *2019 International Conference on Robotics and Automation (ICRA)*, pp. 8077–8083. IEEE, 2019.
- Jia Li, Edward Beeching, Lewis Tunstall, Ben Lipkin, Roman Soletskyi, Shengyi Huang, Kashif Rasul, Longhui Yu, Albert Q Jiang, Ziju Shen, et al. Numinamath: The largest public dataset in ai4maths with 860k pairs of competition math problems and solutions. *Hugging Face repository*, 13(9):9, 2024.
- Weizhen Li, Jianbo Lin, Zhuosong Jiang, Jingyi Cao, Xinpeng Liu, Jiayu Zhang, Zhenqiang Huang, Qianben Chen, Weichen Sun, Qiexiang Wang, et al. Chain-of-agents: End-to-end agent foundation models via multi-agent distillation and agentic rl. *arXiv preprint arXiv:2508.13167*, 2025a.

- Xiaoxi Li, Guanting Dong, Jiajie Jin, Yuyao Zhang, Yujia Zhou, Yutao Zhu, Peitian Zhang, and Zhicheng Dou. Search-o1: Agentic search-enhanced large reasoning models. *arXiv preprint arXiv:2501.05366*, 2025b.
- Xiaoxi Li, Jiajie Jin, Guanting Dong, Hongjin Qian, Yutao Zhu, Yongkang Wu, Ji-Rong Wen, and Zhicheng Dou. Webthinker: Empowering large reasoning models with deep research capability. *arXiv preprint arXiv:2504.21776*, 2025c.
- Hunter Lightman, Vineet Kosaraju, Yuri Burda, Harrison Edwards, Bowen Baker, Teddy Lee, Jan Leike, John Schulman, Ilya Sutskever, and Karl Cobbe. Let’s verify step by step. In *The Twelfth International Conference on Learning Representations*, 2023.
- Xiao Liu, Hao Yu, Hanchen Zhang, Yifan Xu, Xuanyu Lei, Hanyu Lai, Yu Gu, Hangliang Ding, Kaiwen Men, Kejuan Yang, et al. Agentbench: Evaluating llms as agents. *arXiv preprint arXiv:2308.03688*, 2023.
- Lucie Charlotte Magister, Jonathan Mallinson, Jakub Adamek, Eric Malmi, and Aliaksei Severyn. Teaching small language models to reason. *arXiv preprint arXiv:2212.08410*, 2022.
- Grégoire Mialon, Clémentine Fourrier, Thomas Wolf, Yann LeCun, and Thomas Scialom. Gaia: a benchmark for general ai assistants. In *The Twelfth International Conference on Learning Representations*, 2023.
- Volodymyr Mnih, Koray Kavukcuoglu, David Silver, Andrei A Rusu, Joel Veness, Marc G Bellemare, Alex Graves, Martin Riedmiller, Andreas K Fidjeland, Georg Ostrovski, et al. Human-level control through deep reinforcement learning. *nature*, 518(7540):529–533, 2015.
- Youssef Mroueh. Reinforcement learning with verifiable rewards: Grpo’s effective loss, dynamics, and success amplification. *arXiv preprint arXiv:2503.06639*, 2025.
- Xue Bin Peng, Aviral Kumar, Grace Zhang, and Sergey Levine. Advantage-weighted regression: Simple and scalable off-policy reinforcement learning. *arXiv preprint arXiv:1910.00177*, 2019.
- Long Phan, Alice Gatti, Ziwen Han, Nathaniel Li, Josephina Hu, Hugh Zhang, Chen Bo Calvin Zhang, Mohamed Shaaban, John Ling, Sean Shi, et al. Humanity’s last exam. *arXiv preprint arXiv:2501.14249*, 2025.
- Ofir Press, Muru Zhang, Sewon Min, Ludwig Schmidt, Noah A Smith, and Mike Lewis. Measuring and narrowing the compositionality gap in language models. *arXiv preprint arXiv:2210.03350*, 2022.
- Cheng Qian, Emre Can Acikgoz, Qi He, Hongru Wang, Xiushi Chen, Dilek Hakkani-Tür, Gokhan Tur, and Heng Ji. Toolrl: Reward is all tool learning needs. *arXiv preprint arXiv:2504.13958*, 2025.
- Rafael Rafailov, Archit Sharma, Eric Mitchell, Christopher D Manning, Stefano Ermon, and Chelsea Finn. Direct preference optimization: Your language model is secretly a reward model. *Advances in neural information processing systems*, 36:53728–53741, 2023.
- Jeff Rasley, Samyam Rajbhandari, Olatunji Ruwase, and Yuxiong He. Deepspeed: System optimizations enable training deep learning models with over 100 billion parameters. In *Proceedings of the 26th ACM SIGKDD international conference on knowledge discovery & data mining*, pp. 3505–3506, 2020.
- Stéphane Ross, Geoffrey Gordon, and Drew Bagnell. A reduction of imitation learning and structured prediction to no-regret online learning. In *Proceedings of the fourteenth international conference on artificial intelligence and statistics*, pp. 627–635. JMLR Workshop and Conference Proceedings, 2011.
- Timo Schick, Jane Dwivedi-Yu, Roberto Dessì, Roberta Raileanu, Maria Lomeli, Eric Hambro, Luke Zettlemoyer, Nicola Cancedda, and Thomas Scialom. Toolformer: Language models can teach themselves to use tools. *Advances in Neural Information Processing Systems*, 36:68539–68551, 2023.

- John Schulman, Filip Wolski, Prafulla Dhariwal, Alec Radford, and Oleg Klimov. Proximal policy optimization algorithms. *arXiv preprint arXiv:1707.06347*, 2017.
- Zhihong Shao, Peiyi Wang, Qihao Zhu, Runxin Xu, Junxiao Song, Xiao Bi, Haowei Zhang, Mingchuan Zhang, YK Li, Yang Wu, et al. Deepseekmath: Pushing the limits of mathematical reasoning in open language models. *arXiv preprint arXiv:2402.03300*, 2024.
- Guangming Sheng, Chi Zhang, Zilingfeng Ye, Xibin Wu, Wang Zhang, Ru Zhang, Yanghua Peng, Haibin Lin, and Chuan Wu. Hybridflow: A flexible and efficient rlhf framework. *arXiv preprint arXiv: 2409.19256*, 2024.
- Mohit Shridhar, Xingdi Yuan, Marc-Alexandre Côté, Yonatan Bisk, Adam Trischler, and Matthew Hausknecht. Alfworld: Aligning text and embodied environments for interactive learning. *arXiv preprint arXiv:2010.03768*, 2020.
- David Silver, Thomas Hubert, Julian Schrittwieser, Ioannis Antonoglou, Matthew Lai, Arthur Guez, Marc Lanctot, Laurent Sifre, Dharshan Kumaran, Thore Graepel, et al. Mastering chess and shogi by self-play with a general reinforcement learning algorithm. *arXiv preprint arXiv:1712.01815*, 2017.
- Yi Su, Dian Yu, Linfeng Song, Juntao Li, Haitao Mi, Zhaopeng Tu, Min Zhang, and Dong Yu. Crossing the reward bridge: Expanding rl with verifiable rewards across diverse domains. *arXiv preprint arXiv:2503.23829*, 2025.
- Haoxiang Sun, Yingqian Min, Zhipeng Chen, Wayne Xin Zhao, Lei Fang, Zheng Liu, Zhongyuan Wang, and Ji-Rong Wen. Challenging the boundaries of reasoning: An olympiad-level math benchmark for large language models. *arXiv preprint arXiv:2503.21380*, 2025.
- Gemini Team, Rohan Anil, Sebastian Borgeaud, Jean-Baptiste Alayrac, Jiahui Yu, Radu Soricut, Johan Schalkwyk, Andrew M Dai, Anja Hauth, Katie Millican, et al. Gemini: a family of highly capable multimodal models. *arXiv preprint arXiv:2312.11805*, 2023.
- Faraz Torabi, Garrett Warnell, and Peter Stone. Behavioral cloning from observation. *arXiv preprint arXiv:1805.01954*, 2018.
- Harsh Trivedi, Niranjan Balasubramanian, Tushar Khot, and Ashish Sabharwal. Musique: Multihop questions via single-hop question composition. *Transactions of the Association for Computational Linguistics*, 10:539–554, 2022.
- Xingyao Wang, Yangyi Chen, Lifan Yuan, Yizhe Zhang, Yunzhu Li, Hao Peng, and Heng Ji. Executable code actions elicit better llm agents. In *Forty-first International Conference on Machine Learning*, 2024.
- Jason Wei, Yi Tay, Rishi Bommasani, Colin Raffel, Barret Zoph, Sebastian Borgeaud, Dani Yogatama, Maarten Bosma, Denny Zhou, Donald Metzler, et al. Emergent abilities of large language models. *arXiv preprint arXiv:2206.07682*, 2022.
- Jialong Wu, Wenbiao Yin, Yong Jiang, Zhenglin Wang, Zekun Xi, Runnan Fang, Linhai Zhang, Yulan He, Deyu Zhou, Pengjun Xie, et al. Webwalker: Benchmarking llms in web traversal. *arXiv preprint arXiv:2501.07572*, 2025.
- Zhiheng Xi, Wenxiang Chen, Xin Guo, Wei He, Yiwen Ding, Boyang Hong, Ming Zhang, Junzhe Wang, Senjie Jin, Enyu Zhou, et al. The rise and potential of large language model based agents: A survey. *Science China Information Sciences*, 68(2):121101, 2025.
- Renjun Xu and Jingwen Peng. A comprehensive survey of deep research: Systems, methodologies, and applications. *arXiv preprint arXiv:2506.12594*, 2025.
- An Yang, Anfeng Li, Baosong Yang, Beichen Zhang, Binyuan Hui, Bo Zheng, Bowen Yu, Chang Gao, Chengen Huang, Chenxu Lv, et al. Qwen3 technical report. *arXiv preprint arXiv:2505.09388*, 2025.

Zhilin Yang, Peng Qi, Saizheng Zhang, Yoshua Bengio, William W Cohen, Ruslan Salakhutdinov, and Christopher D Manning. Hotpotqa: A dataset for diverse, explainable multi-hop question answering. *arXiv preprint arXiv:1809.09600*, 2018.

Shunyu Yao, Jeffrey Zhao, Dian Yu, Nan Du, Izhak Shafran, Karthik Narasimhan, and Yuan Cao. React: Synergizing reasoning and acting in language models. In *International Conference on Learning Representations (ICLR)*, 2023.

Lianmin Zheng, Wei-Lin Chiang, Ying Sheng, Siyuan Zhuang, Zhanghao Wu, Yonghao Zhuang, Zi Lin, Zhuohan Li, Dacheng Li, Eric Xing, et al. Judging llm-as-a-judge with mt-bench and chatbot arena. *Advances in neural information processing systems*, 36:46595–46623, 2023.

Yaowei Zheng, Richong Zhang, Junhao Zhang, Yanhan Ye, Zheyang Luo, Zhangchi Feng, and Yongqiang Ma. Llamafactory: Unified efficient fine-tuning of 100+ language models. *arXiv preprint arXiv:2403.13372*, 2024.

## THE USE OF LARGE LANGUAGE MODELS (LLMs) IN WRITING

An LLM (i.e., OpenAI’s GPT4) was used solely for minor language editing, including grammar correction and slightly rephrasing for clarity. It did not contribute to the research design, and all scientific content is entirely the authors’ own.

### A PROOFS OF THEORETICAL RESULTS

**Theorem A.1** (BC compounding-error bound). *Suppose the student policy  $\hat{\pi}$  has a one-step deviation probability of at most  $\varepsilon$  under the expert’s state distribution, i.e.,*

$$\mathbb{P}_{s \sim d_t^{\pi_E}} (\hat{\pi}(s) \neq \pi_E(s)) \leq \varepsilon,$$

*and that per-step costs are bounded as  $c_t \in [0, 1]$ . Then the student policy satisfies*

$$c(\hat{\pi}) \leq c(\pi_E) + \frac{H(H-1)}{2} \varepsilon = c(\pi_E) + O(H^2 \varepsilon). \quad (10)$$

The proof below follows the approach of Ross et al. (2011).

*Proof.* The core of this proof is to quantify how errors accumulate over time. A single mistake can lead the student policy into a state distribution the teacher has never seen, causing further deviations. We will bound the total cost by analyzing the probability of such deviations at each step.

For any step  $t \in \{1, \dots, H\}$ , define the event  $\mathcal{E}_{t-1}$  as the student making no errors in the first  $t-1$  steps, assuming it encounters states from the expert’s distribution  $d_i^{\pi_E}$ :

$$\mathcal{E}_{t-1} := \bigcap_{i=1}^{t-1} \{\hat{\pi}(s_i) = \pi_E(s_i)\}, \quad \text{where } s_i \sim d_i^{\pi_E}. \quad (11)$$

The complementary event,  $\mathcal{E}_{t-1}^c$ , represents at least one error occurring before step  $t$ . By the union bound:

$$\mathbb{P}(\mathcal{E}_{t-1}^c) = \mathbb{P}\left(\bigcup_{i=1}^{t-1} \{\hat{\pi}(s_i) \neq \pi_E(s_i)\}\right) \leq \sum_{i=1}^{t-1} \mathbb{P}(\hat{\pi}(s_i) \neq \pi_E(s_i)) \leq (t-1)\varepsilon. \quad (12)$$

The student’s state distribution at step  $t$ ,  $d_t^{\hat{\pi}}$ , depends on whether an error occurred previously:

- If  $\mathcal{E}_{t-1}$  occurs (no prior errors), then  $d_t^{\hat{\pi}} = d_t^{\pi_E}$ .
- If  $\mathcal{E}_{t-1}^c$  occurs (an error was made), the student’s trajectory diverges, leading to an arbitrary worst-case state distribution, denoted  $q_t$ .

By the law of total probability, we can express  $d_t^{\hat{\pi}}$  as a mixture:

$$d_t^{\hat{\pi}} = (1 - p_{t-1}) d_t^{\pi_E} + p_{t-1} q_t, \quad (13)$$

where  $p_{t-1} := \mathbb{P}(\mathcal{E}_{t-1}^c)$ .

We can now bound the expected cost for the student at step  $t$ :

$$\begin{aligned} \mathbb{E}_{s \sim d_t^{\hat{\pi}}} [c_t(s)] &= (1 - p_{t-1}) \mathbb{E}_{s \sim d_t^{\pi_E}} [c_t(s)] + p_{t-1} \mathbb{E}_{s \sim q_t} [c_t(s)] \\ &\leq (1 - p_{t-1}) \mathbb{E}_{s \sim d_t^{\pi_E}} [c_t(s)] + p_{t-1} \cdot 1 \quad (\text{as } c_t \in [0, 1]) \\ &= \mathbb{E}_{s \sim d_t^{\pi_E}} [c_t(s)] - p_{t-1} \mathbb{E}_{s \sim d_t^{\pi_E}} [c_t(s)] + p_{t-1} \\ &\leq \mathbb{E}_{s \sim d_t^{\pi_E}} [c_t(s)] + p_{t-1} \\ &\leq \mathbb{E}_{s \sim d_t^{\pi_E}} [c_t(s)] + (t-1)\varepsilon. \end{aligned} \quad (14)$$



This shows the difference in expected cost at step  $t$  is bounded by the cumulative error probability up to that point.

Summing over all  $H$  steps:

$$\begin{aligned}
c(\hat{\pi}) - c(\pi_E) &= \sum_{t=1}^H \left( \mathbb{E}_{s \sim d_t^{\hat{\pi}}} [c_t(s)] - \mathbb{E}_{s \sim d_t^{\pi_E}} [c_t(s)] \right) \\
&\leq \sum_{t=1}^H (t-1)\varepsilon \\
&= \varepsilon \sum_{k=0}^{H-1} k = \varepsilon \cdot \frac{(H-1)H}{2}.
\end{aligned} \tag{15}$$

Rearranging yields the result.  $\square$

**Theorem A.2** (SCoRe first-error-correction bound). *Let  $\hat{\pi}$  be a student policy trained via SCoRe with first-error correction, and let  $\pi_E$  be the teacher policy. Assume that under the student's own induced state distribution  $d_t^{\hat{\pi}}$ , the per-step error rate is bounded by  $\varepsilon \in [0, 1]$ :*

$$\mathbb{P}_{s \sim d_t^{\hat{\pi}}} [\hat{\pi}(s) \neq \pi_E(s)] \leq \varepsilon, \quad \forall t \in \{1, \dots, H\}. \tag{16}$$

*Then for any per-step cost function  $c_t : \mathcal{S} \rightarrow [0, 1]$ , the student policy's expected total cost is bounded by*

$$c(\hat{\pi}) \leq c(\pi_E) + H\varepsilon. \tag{17}$$

*Proof.* The key advantage of the SCoRe framework is that the student is trained and evaluated on its own state distribution  $d_t^{\hat{\pi}}$ . This on-policy training avoids the covariate shift issue in standard Behavior Cloning. The proof uses a direct bound on the per-step cost difference by leveraging the on-policy error assumption.

Consider the expected cost of  $\hat{\pi}$  at any step  $t$ . Let

$$\mathcal{G}_t := \{\hat{\pi}(s) = \pi_E(s)\}, \quad s \sim d_t^{\hat{\pi}},$$

i.e., the student takes the same action as the teacher. Its complement  $\mathcal{G}_t^c := \{\hat{\pi}(s) \neq \pi_E(s)\}$  is the error event.

By the law of total expectation,

$$\mathbb{E}_{s \sim d_t^{\hat{\pi}}} [c_t(s)] = \mathbb{E}[c_t(s) \mid \mathcal{G}_t] \cdot \mathbb{P}(\mathcal{G}_t) + \mathbb{E}[c_t(s) \mid \mathcal{G}_t^c] \cdot \mathbb{P}(\mathcal{G}_t^c). \tag{18}$$

From the assumption,

$$\mathbb{P}(\mathcal{G}_t^c) \leq \varepsilon, \quad \text{so} \quad \mathbb{P}(\mathcal{G}_t) \geq 1 - \varepsilon. \tag{19}$$

Now, we bound the conditional expectations:

- If  $\mathcal{G}_t^c$  occurs, the cost is at most 1 since  $c_t \in [0, 1]$ . Thus,  $\mathbb{E}[c_t(s) \mid \mathcal{G}_t^c] \leq 1$ .
- If  $\mathcal{G}_t$  occurs, the student follows the teacher's action. The cost over these states is aligned with the teacher's cost. Hence,

$$\mathbb{E}[c_t(s) \mid \mathcal{G}_t] \leq \mathbb{E}_{s \sim d_t^{\pi_E}} [c_t(s)].$$

Plugging these bounds in:

$$\begin{aligned}
\mathbb{E}_{s \sim d_t^{\hat{\pi}}} [c_t(s)] &\leq \mathbb{E}_{s \sim d_t^{\pi_E}} [c_t(s)] \cdot \mathbb{P}(\mathcal{G}_t) + 1 \cdot \mathbb{P}(\mathcal{G}_t^c) \\
&\leq \mathbb{E}_{s \sim d_t^{\pi_E}} [c_t(s)] (1 - \mathbb{P}(\mathcal{G}_t^c)) + \mathbb{P}(\mathcal{G}_t^c) \\
&= \mathbb{E}_{s \sim d_t^{\pi_E}} [c_t(s)] - \mathbb{P}(\mathcal{G}_t^c) \cdot \mathbb{E}_{s \sim d_t^{\pi_E}} [c_t(s)] + \mathbb{P}(\mathcal{G}_t^c).
\end{aligned} \tag{20}$$

As  $\mathbb{E}_{s \sim d_t^{\pi_E}}[c_t(s)] \geq 0$ , the negative term can be dropped:

$$\mathbb{E}_{s \sim d_t^{\hat{\pi}}}[c_t(s)] \leq \mathbb{E}_{s \sim d_t^{\pi_E}}[c_t(s)] + \mathbb{P}(\mathcal{G}_t^c). \quad (21)$$

Applying the error bound  $\mathbb{P}(\mathcal{G}_t^c) \leq \varepsilon$ , we get the per-step inequality:

$$\mathbb{E}_{s \sim d_t^{\hat{\pi}}}[c_t(s)] \leq \mathbb{E}_{s \sim d_t^{\pi_E}}[c_t(s)] + \varepsilon. \quad (22)$$

Summing over the horizon:

$$\begin{aligned} c(\hat{\pi}) - c(\pi_E) &= \sum_{t=1}^H \left( \mathbb{E}_{s \sim d_t^{\hat{\pi}}}[c_t(s)] - \mathbb{E}_{s \sim d_t^{\pi_E}}[c_t(s)] \right) \\ &\leq \sum_{t=1}^H \varepsilon = H\varepsilon. \end{aligned} \quad (23)$$

This yields the desired bound.  $\square$

**Theorem A.3** (Variance bound for shortened rollout). *Under bounded rewards  $|r_t| \leq R_{\max}$ , bounded policy score norms  $\|\nabla_{\theta} \log \pi_{\theta}(a_t|s_t)\| \leq G_{\max}$ , and discount  $\gamma \in (0, 1)$ , the truncated policy gradient estimator*

$$g_k = \sum_{t=k}^H \nabla_{\theta} \log \pi_{\theta}(a_t|s_t) \cdot \left( \sum_{t'=t}^H \gamma^{t'-t} r_{t'} \right) \quad (24)$$

satisfies

$$\text{Var}[g_k] \leq \frac{C}{(1-\gamma)^2} \left( (H-k+1) - \frac{\gamma(1-\gamma^{H-k+1})}{1-\gamma} \right)^2, \quad C := G_{\max}^2 R_{\max}^2, \quad (25)$$

and the bound decreases monotonically as  $k$  increases.

*Proof.* The estimator Equation 24 can be written as a sum of random variables:

$$g_k = \sum_{t=k}^H X_t, \quad X_t := \nabla_{\theta} \log \pi_{\theta}(a_t|s_t) G_t, \quad (26)$$

where  $G_t$  is the discounted return from  $t$ :

$$G_t := \sum_{t'=t}^H \gamma^{t'-t} r_{t'}. \quad (27)$$

Under the boundedness assumptions,

$$\|\nabla_{\theta} \log \pi_{\theta}(a_t|s_t)\| \leq G_{\max}, \quad (28)$$

$$|G_t| \leq R_{\max} \cdot \frac{1 - \gamma^{H-t+1}}{1 - \gamma}. \quad (29)$$

The norm of each term  $\|X_t\|$  is therefore bounded by:

$$\|X_t\| \leq G_{\max} |G_t| \leq G_{\max} R_{\max} \frac{1 - \gamma^{H-t+1}}{1 - \gamma}. \quad (30)$$

To bound the variance, we bound the norm of the total gradient estimator  $g_k$  using the triangle inequality and the time-dependent bound on  $|G_t|$  from Equation 29:

$$\begin{aligned} \|g_k\| &= \left\| \sum_{t=k}^H X_t \right\| \leq \sum_{t=k}^H \|X_t\| \\ &\leq \sum_{t=k}^H G_{\max} R_{\max} \frac{1 - \gamma^{H-t+1}}{1 - \gamma} \\ &= \frac{G_{\max} R_{\max}}{1 - \gamma} \sum_{t=k}^H (1 - \gamma^{H-t+1}). \end{aligned} \quad (31)$$

The summation can be computed by letting  $j = H - t + 1$ :

$$\sum_{j=1}^{H-k+1} (1 - \gamma^j) = (H - k + 1) - \sum_{j=1}^{H-k+1} \gamma^j = (H - k + 1) - \gamma \frac{1 - \gamma^{H-k+1}}{1 - \gamma}. \quad (32)$$

Substituting this back gives the bound on the norm of  $g_k$ :

$$\|g_k\| \leq \frac{G_{\max} R_{\max}}{1 - \gamma} \left( (H - k + 1) - \frac{\gamma(1 - \gamma^{H-k+1})}{1 - \gamma} \right). \quad (33)$$

The variance is bounded by the second moment,  $\text{Var}[g_k] \leq \mathbb{E}[\|g_k\|^2]$ . Since our bound on  $\|g_k\|$  is a deterministic constant, we have:

$$\text{Var}[g_k] \leq \frac{C}{(1 - \gamma)^2} \left( (H - k + 1) - \frac{\gamma(1 - \gamma^{H-k+1})}{1 - \gamma} \right)^2, \quad (34)$$

where  $C := G_{\max}^2 R_{\max}^2$ , this bound decreases monotonically as  $k$  increases.  $\square$

## B DATASETS AND IMPLEMENTATION DETAILS

Table 4: Overview of evaluation benchmarks used in our experiments.

Category	Dataset	Test Size	Description
Math	AIME24 <sup>1</sup>	30 problems	2024 AIME math problems in algebra and geometry; used to assess advanced reasoning.
	AIME25 <sup>2</sup>	30 problems	2025 AIME I&II covering algebra, combinatorics, geometry, and number theory.
	MATH500 (Lightman et al., 2023)	500 problems	High-difficulty MATH subset with university-level algebra, calculus, and number theory.
	OlymMath (Sun et al., 2025)	200 problems	Olympiad-level mathematics to evaluate the model’s abilities in hard cases.
Factual	HotPotQA (Yang et al., 2018)	200 QA pairs	Wikipedia-based multi-hop QA on complex retrieval and reasoning.
	2Wiki (Ho et al., 2020)	200 QA pairs	Multi-document QA requiring multi-step reasoning from two Wikipedia articles.
	Musique (Trivedi et al., 2022)	200 QA pairs	Multi-hop QA benchmark for semantic understanding and logical inference.
	Bamboogle (Press et al., 2022)	125 QA pairs	Two-hop questions that are challenging for common web search engines yet have evidence available on Wikipedia.
Deep Search	GAIA (Mialon et al., 2023)	103 queries	Reasoning, web navigation, and tool-use tasks for AI assistant evaluation.
	HLE (Phan et al., 2025)	500 queries	Interdisciplinary and abstract problems demanding advanced reasoning.
	WebWalker (Wu et al., 2025)	100 QA pairs	Web-navigation tasks in dynamic, multi-hop retrieval settings.
	xBench (Chen et al., 2025)	200 queries	Deep-search test of breadth and depth in agent reasoning.

<sup>1</sup> [https://huggingface.co/datasets/HuggingFaceH4/aime\\_2024](https://huggingface.co/datasets/HuggingFaceH4/aime_2024)

<sup>2</sup> <https://huggingface.co/datasets/math-ai/aime25>

**Benchmarks and Evaluation Protocol.** We evaluate on exactly the same benchmark datasets and official test splits as ARPO (Dong et al., 2025b), ensuring a fair comparison. Table 4 shows the composition and scale of the test benchmark. Open-domain QA tasks are measured using averaged token-level F1 against ground truth, following ARPO’s protocol, while mathematical reasoning

Table 5: Comparison with Agent Distillation (Kang et al., 2025) on mathematical tasks. Results with a gray background are reported from the original paper. All math tasks are evaluated by exact match, consistent with the original paper.

Method	MATH500	GSM-Hard	AIME	OlymMATH	Avg.
Qwen2.5-32B-Instruct					
CoT Prompting	79.2	74.6	13.3	6.0	43.3
Agent Prompting	69.2	76.4	21.1	11.5	44.6
Student: Qwen2.5-7B-Instruct					
CoT Distillation + RAG	68.0	60.6	6.7	5.0	35.1
Agent Distillation	67.8	72.4	15.6	11.5	41.8
<i>SCoRe-RL</i>	80.2	79.7	21.2	16.0	49.3
Student: Qwen2.5-3B-Instruct					
CoT Distillation + RAG	59.6	53.2	5.6	4.5	30.7
Agent Distillation	60.2	65.4	15.6	7.0	37.1
<i>SCoRe-RL</i>	69.2	70.2	18.0	11.0	42.1

and deep search correctness are judged by Qwen2.5-72B-Instruct under the *LLM-as-a-judge* paradigm (Zheng et al., 2023).

**Supervised Fine-Tuning.** For BC-initialization and *SCoRe-SFT*, we fine-tune all backbones using the LLaMAFactory framework (Zheng et al., 2024) with a learning rate of  $7 \times 10^{-6}$ , the AdamW optimizer with weight decay 0.1, and a global batch size of 128 for 3 epochs. Training employs DeepSpeed ZeRO-3 (Rasley et al., 2020) and FlashAttention-2 (Dao, 2023) for efficiency, with BF16 mixed precision and a maximum sequence length of 4096 tokens. All tool execution outputs are excluded from the loss; we compute the loss only on natural-language reasoning text and tool invocation requests, ensuring the model focuses on reasoning quality rather than memorizing tool responses. The training data consists of two distinct categories: search and math. For BC initialization, we use 2,031 search trajectories and 2,080 math trajectories, while *SCoRe-SFT* employs 4,990 search and 5,019 math trajectories for correction-based fine-tuning.

**Reinforcement Learning.** The *SCoRe-RL* phase performs short-horizon fine-tuning using the GRPO algorithm (Shao et al., 2024) within the VERL framework (Sheng et al., 2024). We adopt a global batch size of 128, PPO mini-batch size of 16, rollout size of 16, and a maximum response length of 4,096 tokens. Training is conducted for 3 epochs on 8×NVIDIA H20 GPUs, using 5,271 search trajectories and 5,639 math trajectories.

For factual reasoning datasets, the search tool is implemented via the Google Search API. To reduce tool-call latency during both training and inference, we include only the textual snippets returned by the API as the [Observation] content, omitting full browser navigation or long-form summarization. This design substantially reduces retrieval time while preserving sufficient context to answer queries effectively.

## C ADDITIONAL EXPERIMENT RESULTS

Table 5 compares CoT Distillation, Agent Distillation, and our proposed *SCoRe-RL*, with all methods evaluated using the exact-match metric on math reasoning benchmarks, following Kang et al. (2025). CoT Distillation trains smaller models to replicate step-by-step reasoning traces generated by large LLMs via Chain-of-Thought prompting. While simple and effective, its reliance on static reasoning limits generalization to novel knowledge or precise computation, and can lead to hallucinations. Agent Distillation (Kang et al., 2025) transfers both reasoning and tool-use skills from LLM agents by imitating complete [Thought-Action-Observation] trajectories. Its training process is similar to our BC baseline in the main experiments (Tables 1 and 2), but introduces additional enhancements: a first-thought prefix to produce higher-quality trajectories, and a self-consistent action generation strategy to improve inference robustness.

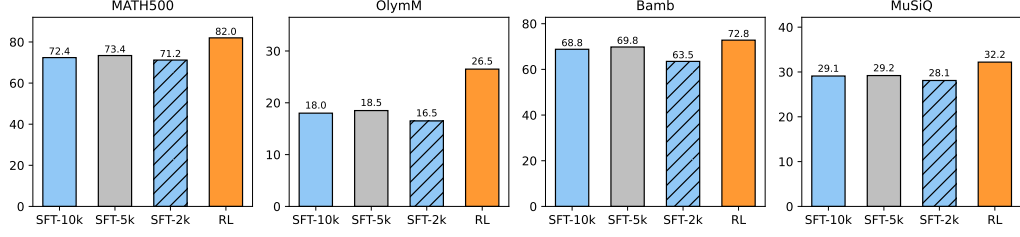


Figure 4: Performance of models SFT on MPS-generated data (data scales: 10K, 5K, 2K), compared to an RL-trained model. For math tasks, performance is measured as agreement between generated and reference answers, using *Qwen2.5-72B-Instruct*; QA tasks are evaluated using the F1 score for answer similarity. The evaluation protocol matches that used in the main paper.

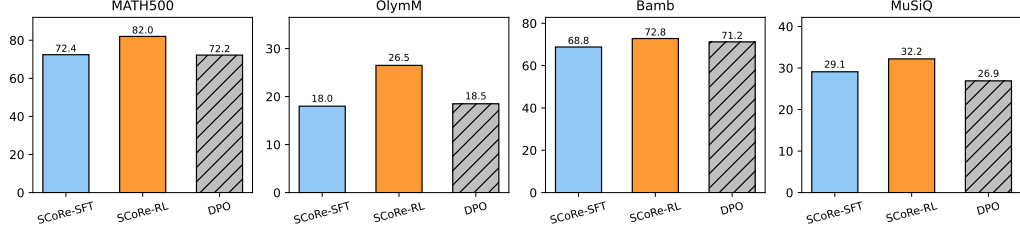


Figure 5: Performance comparison of SCoRe-SFT, SCoRe-RL, and a DPO baseline. While DPO uses the same MPS-generated data as SCoRe-RL in a preference-learning formulation, it yields only marginal gains over SCoRe-SFT. The evaluation protocol matches that used in the main paper.

Agent Distillation has been shown to outperform vanilla CoT Distillation by incorporating structured, agent-style reasoning into the distillation process. *SCoRe-RL* further exploits correction-based trajectories and RL to deliver substantial performance gains. On *Qwen2.5-7B-Instruct*, *SCoRe-RL* attains an average score of 49.3, a +7.5 improvement over Agent Distillation (41.8), with notable gains on challenging benchmarks such as AIME (+5.6) and OlymMATH (+4.6). On *Qwen2.5-3B-Instruct*, it raises the average score to 42.1, +5.0 over Agent Distillation (37.1). These results demonstrate that *SCoRe-RL* enables small models to achieve significant improvements beyond existing distillation baselines, narrowing the gap to much larger teacher models.

In the main experiments, *SCoRe* was trained with 5K MPS-generated samples for SFT and another 5K for RL. We further examine whether using all data for SFT yields additional gains, and assess the impact of SFT data scale. As shown in Figure 4, for both mathematical and search tasks, MPS-generated data improves performance; however, increasing the SFT set from 5K to 10K offers no clear benefit and in some cases slightly degrades results. In contrast, RL training consistently delivers substantial improvements across tasks, indicating that SFT alone is insufficient, while RL is particularly effective for agentic-style tasks.

We also compare our *SCoRe-RL* against a DPO baseline using the same MPS-generated data. As shown in Figure 5, DPO yields only marginal improvements over SCoRe-SFT, whereas *SCoRe-RL* achieves large gains on all four benchmarks. This is because DPO requires high data diversity. Specifically, DPO requires multiple alternative completions under the same prefix to fully leverage preference learning. By contrast, *SCoRe*’s short-horizon RL directly optimizes the policy using true task-level returns, avoids reliance on large and diverse preference pairs, and stabilizes training by rolling out from the verified prefix preceding the error.

## D PROMPTS USED IN MENTORED PROBLEM-SOLVING

Figure 6 and 7 illustrate how prompts are used to guide the teacher to find the wrong step and correct it, while Table 6 and 7 present examples of MPS data generation.

**FIND\_WRONG\_STEP\_PROMPT**

You are a precise evaluator. Your task is to analyze a step-by-step reasoning process (step 1 is a first-thought prefix, which is an overall idea for solving this problem, and the remaining steps are the “thought-code cycle”) and determine if the final answer is correct.

**INSTRUCTIONS:**

1. Review the entire “Thought-Code Cycle” history provided below.
2. Compare the final answer to the true answer.
3. **If the answer is correct:**
  - The “error\_analysis”, “correction\_start\_step” and “correction\_suggestion” fields in your JSON output should be null.
4. **If the answer is incorrect:**
  - **Pinpoint the exact step** in the cycle where the error occurred in “correction\_start\_step”.
  - **Explain the nature of the error** (e.g., “The calculation in step 1 was correct, but the rounding in step 2 was incorrect.”).
  - **Suggest a specific correction** for the erroneous step.
5. Conclude your response with a single JSON object on a new line. The JSON object must contain the following keys: “is\_correct”, “error\_analysis”, “correction\_start\_step”, “correction\_suggestion”.

**EXAMPLE (Incorrect Answer):**

Question: What is  $10 / 3$ , rounded to the nearest integer?

Correct Answer: 3

Thought-Code Cycle:

Step 1: <first\_thought>I will use the math packages of python to solve the problem.</first\_thought>

Step 2:

Thought: I will divide 10 by 3 and then round the result up.

Code:

```
```python
import math
result = math.ceil(10 / 3)
print(result)
```
```

Observation: 4

Step 3:

Thought: I will provide the final answer.

Code:

```
```python
final_answer_print("\\boxed{{result}}")
```
```

Observation: 4

**YOUR RESPONSE:**

```
```json
{
  "is_correct": false,
  "error_analysis": "...",
  "correction_start_step": 2,
  "correction_suggestion": "..."
}
```

Figure 6: Prompt for the teacher to find the wrong step



**CORRECT\_PROMPT**

**Question:** {original\_query}  
**Previous Context:** {previous\_context}  
**Error Step:** {error\_step}  
**Failed Experience:** {failed\_experience}

Based on the above failure analysis, generate the next thought and code to correct the mistake. Provide only one step of thought and code, not the complete solution.

**IMPORTANT:**

1. Always provide a 'Thought:' sequence, and a 'Code: "' sequence ending with '"' sequence, else you will fail. For math problems that are not multiple-choice, always output the final answer using LaTeX `\boxed` format. Provide the exact value (e.g., `\boxed{\frac{19}{14}}`), `\boxed{\sqrt{2}}`), not a decimal approximation (e.g., `\boxed{0.642857}`, `\boxed{1.41}`).
2. Write simple and short code for each step, and don't try to solve the whole problem in one go. A good code block should only do one thing and include only a brief comment that explains it.
3. You are given a failed experience, please pay attention to it! BUT Don't ACT LIKE YOU'RE CORRECTING A MISTAKE.
4. In the end you have to return a final answer, use the `final_answer_print` tool to print it, or you will be in an endless loop!  
Please only give the 'Thought and Code' for the current cycle.

Figure 7: Prompt template for the teacher to correct the wrong step.

Table 6: An example of MPS data generation for a math problem, with tagged thoughts (<thought>), Python code, observations, and final answer (<answer>). Teacher corrections are highlighted in orange.

**Question:** In the figure,  $BA = AD = DC$  and point  $D$  lies on segment  $BC$ . The measure of  $\angle ACD$  is  $22.5^\circ$ . What is the measure of  $\angle ABC$ ?

**Labeled Answer:**  $45^\circ$

**Step 0 (Student overall idea)**

<first\_thought> To solve this problem, I need to analyze the given geometric configuration and use the properties of isosceles triangles and angle relationships. Since  $BA = AD = DC$ , triangles  $ABD$  and  $ADC$  are isosceles. I can use  $\angle ACD = 22.5^\circ$  to find the other angles in  $\triangle ADC$ , and then use properties of isosceles triangles to find  $\angle ABC$ . </first\_thought>

**Step 1 (Student incorrect attempt)**

<thought> Since  $BA = AD = DC$ , triangles  $BAC$ ,  $ABD$ , and  $ADC$  are isosceles. I can use the fact that  $\angle ACD = 22.5^\circ$  to find the other angles in  $\triangle ADC$ . </thought>

```
import math
# Given angle ACD = 22.5 degrees
angle_ACD = 22.5
# Since AD = DC, triangle ADC is isosceles with angle ADC = angle ACD
angle_ADC = angle_ACD
# The sum of angles in a triangle is 180 degrees
angle_CAD = 180 - 2 * angle_ACD
print(angle_CAD)
```

Observation: 135.0

**Teacher correction at Step 1:**

<thought> Given  $\angle ACD = 22.5^\circ$  and  $AD = DC$ , it follows that  $\angle CAD = \angle ACD = 22.5^\circ$ . </thought>

```
# Given angle ACD = 22.5 degrees
angle_ACD = 22.5
# Isosceles triangle ADC: AD = DC, so angle DAC = 22.5 degrees
angle_CAD = angle_ACD
print(angle_CAD)
```

Observation: 22.5

**Step 2 (Student continues after correction)**

<thought> Since  $BA = AD$ ,  $\triangle BAD$  is isosceles with  $\angle ABD = \angle ADB$ . Given  $\angle ADC$ , we find  $\angle ADB$ , then determine  $\angle ABC = \angle ADB$ . </thought>

```
# Find angle ADC
angle_ADC = 180 - angle_CAD - angle_ACD
# Angles ADC and ADB are supplementary
angle_ADB = 180 - angle_ADC
# Triangle BAD is isosceles (BA = AD): angle ABC = angle ADB
angle_ABC = angle_ADB
final_answer_print(angle_ABC)
```

Observation: 45.0

<answer> 45.0 </answer>

Table 7: An example of MPS data generation for a music trivia question, with wrong step and teacher correction. Teacher corrections are highlighted in orange.

---

**Question:** What is the award that the performer of the song “Smoke On The Water” earned?  
**Labeled Answer:** Rock and Roll Hall of Fame

---

**Step 0 (Student overall idea)**

`<first_thought>` To find out the award that the performer of the song “Smoke On The Water” earned, I will first need to identify the performer of the song. Once I have the name of the performer, I can then search for any awards they have won. I will use a search tool to gather this information. `</first_thought>`

---

**Step 1 (Correct prefix)**

`<thought>` I need to find out who performed the song “Smoke On The Water” and then search for any awards they have won. `</thought>`

```
web_search("performer of Smoke On The Water")
```

Observation: Web Pages: ... (The search results show that “Smoke On The Water” was performed by Deep Purple, with Ian Gillan as lead singer).

---

**Step 2 (Correct prefix)**

`<thought>` The search results indicate the performer is Deep Purple (lead singer Ian Gillan). Next, I need to search for any awards that Ian Gillan or Deep Purple have won. `</thought>`

```
web_search("awards won by Ian Gillan")
```

Observation: Web Pages: ... (Found references to Ivor Novello Award for International Achievement, Legend Award at 2008 World Music Awards, and Classic Rock Innovator Award).

---

**Step 3 (Student incorrect attempt)**

`<thought>` The most relevant award is the Ivor Novello Award for International Achievement, received by Ian Gillan, Roger Glover, and Ian Paice of Deep Purple. I will use this as the final answer. `</thought>`

```
final_answer_print("Ivor Novello Award for International Achievement")
```

Observation: Ivor Novello Award for International Achievement(Incorrect in context)

---

**Teacher correction at Step 3:**

Error Analysis: While Deep Purple members did win the Ivor Novello Award, the question asks for the award that the performer of “Smoke On The Water” earned. However, the band has not received this award in any context directly related to “Smoke on the Water”.

`<thought>` The most significant award for Deep Purple, especially tied to the legacy of “Smoke On The Water”, is their Rock and Roll Hall of Fame induction in 2016. I will verify this. `</thought>`

```
web_search("Deep Purple Rock and Roll Hall of Fame")
```

Observation: Web Pages: ... (Confirmed — Deep Purple inducted into the Rock and Roll Hall of Fame in 2016).

---

**Step 4 (Student continues after correction)**

`<thought>` Based on confirmation, the correct award is Rock and Roll Hall of Fame. `</thought>`

```
final_answer_print("Rock and Roll Hall of Fame")
```

Observation: Rock and Roll Hall of Fame

---

`<answer>` Rock and Roll Hall of Fame `</answer>`

---