

Do We Need Subsidiarity in Software?

LOUISA CONWILL, University of Notre Dame, USA

MEGAN LEVIS SCHEIRER, Institute for Social Concerns University of Notre Dame, USA

Department of Computer Science and Engineering University of Notre Dame, USA

WALTER J. SCHEIRER, University of Notre Dame, USA

Subsidiarity is a principle of social organization that promotes human dignity and resists over-centralization by balancing personal autonomy with intervention from higher authorities only when necessary. Thus it is a relevant, but not previously explored, critical lens for discerning the tradeoffs between complete user control of software and surrendering control to “big tech” for convenience, as is common in surveillance capitalism. Our study explores data privacy through the lens of subsidiarity: we employ a multi-method approach of data flow monitoring and user interviews to determine the level of control different everyday technologies currently operate at, and the level of control everyday computer users think is necessary. We found that chat platforms like Slack and Discord violate subsidiarity the most. Our work provides insight into when users are willing to surrender privacy for convenience and demonstrates how subsidiarity can inform designs that promote human flourishing.

CCS Concepts: • **Human-centered computing** → **Empirical studies in HCI**; • **Security and privacy** → *Social aspects of security and privacy*.

Additional Key Words and Phrases: subsidiarity, data privacy

ACM Reference Format:

Louisa Conwill, Megan Levis Scheirer, and Walter J. Scheirer. 2025. Do We Need Subsidiarity in Software?. 1, 1 (September 2025), 35 pages. <https://doi.org/10.1145/nnnnnnnn.nnnnnnnn>

1 Introduction

Large tech companies loom over our day-to-day lives. Attempting to cut them out of one’s life can make everyday tasks significantly more difficult, or even impossible [23]. Yet, there is a growing concern with these companies’ behaviors, including their strong concentrations of economic power and their influence on society [23]. In comparison to the computer systems of the 1990s where users had more control over their devices, the typical computer user today has surrendered their ability to fully control their devices and online experiences. One major way computer users have surrendered their control is through *surveillance capitalism*: the economic system employed by many tech companies offering “free” services that collect user data to not only predict but also influence and modify behavior [41]. In addition to corporate surveillance, some users may fear that increasing tech centralization enables government surveillance [21]. Surveillance aside, other users may feel that this surrender of control limits the customization and flexibility of their

Authors’ Contact Information: Louisa Conwill, lconwill@nd.edu, University of Notre Dame, Notre Dame, Indiana, USA; Megan Levis Scheirer, mlevis@nd.edu, Institute for Social Concerns and University of Notre Dame, Notre Dame, Indiana, USA and Department of Computer Science and Engineering and University of Notre Dame, Notre Dame, Indiana, USA; Walter J. Scheirer, wscheire@nd.edu, University of Notre Dame, Notre Dame, Indiana, USA.

Permission to make digital or hard copies of all or part of this work for personal or classroom use is granted without fee provided that copies are not made or distributed for profit or commercial advantage and that copies bear this notice and the full citation on the first page. Copyrights for components of this work owned by others than the author(s) must be honored. Abstracting with credit is permitted. To copy otherwise, or republish, to post on servers or to redistribute to lists, requires prior specific permission and/or a fee. Request permissions from permissions@acm.org.

© 2025 Copyright held by the owner/author(s). Publication rights licensed to ACM.

Manuscript submitted to ACM

Manuscript submitted to ACM

machines, finding that operating systems like Windows force or strongly nudge their users to use other Microsoft products such as the Bing search engine, the Edge browser, and the Copilot AI service. [32].

But this corporate centralization also has its benefits. Data collection from large tech companies allows for better understanding of user preferences to improve the product and provide more relevant recommendation algorithms. Data collected for advertising allows for many online services to be offered for free to all users. Many users would prefer the company developing their laptop make the design and customization decisions for them rather than putting the burden of customization on the user. “Single sign on” services offered by companies like Google and Meta provide users the convenience of not having to remember a username or password for many different platforms and applications. While some computer users are increasingly concerned with centralization, there may certainly be others that would not want to surrender its conveniences.

Before modern technology existed as it does today, a principle of social organization emerged as a response to increasing centralization of economic power caused by the technological advancements of the Industrial Revolution. This principle, called the principle of *subsidiarity*, articulates how to balance the importance of the autonomy of individuals with the potential necessity of action from higher levels of power to achieve the common good. Subsidiarity states that decisions or control should occur at the lowest level *possible* and the highest level *necessary*. Importantly, control should be at the lowest level by default, and should only move to a higher level with good justification. As we approach the tension between the concerns and conveniences of centralized technological power today, the principle of subsidiarity can help us navigate how to balance the importance of digital autonomy with the conveniences of centralized control from big tech companies.

We apply subsidiarity in a technological context in the following way: *control of digital spaces should be made at the lowest level possible and the highest level necessary*. This understanding of subsidiarity encompasses all of the kinds of control a user can have over their device: from customizing one’s desktop experience through methods akin to “Linux Ricing” [14] to content moderation on a decentralized social media platform. While there are many different ways a user can hold or surrender control in the context of today’s digital technologies, we choose to focus on one particular application of subsidiarity in this paper: subsidiarity in terms of data privacy. In this way, we evaluate the tradeoffs between privacy and convenience called into question with surveillance capitalism today.

Applying the lens of subsidiarity to today’s technologies requires an understanding of both what level of control the technologies are operating at and what level of control users find is *necessary* for the effective usage of different platforms. We articulate our questions for investigation through the following research questions:

- **RQ1:** *To what extent is the software we use every day are sending and receiving data beyond expected or necessary usage? In other words, what level of control is the software currently operating at?*
- **RQ2:** *What do users think is the necessary level of data control for various types of software? What is the justification?*
- **RQ3:** *Is there a mismatch between how the software is behaving and the level of control the users desire from it? In other words, is the software abiding by or violating subsidiarity?*

We answer **RQ1** through data flow monitoring of various operating systems, browsers, email applications, search engines, social media, and chat applications, both while running idle and through regular usage. The results of our data flow monitoring led us to determine if each of these software platforms operates at a lower, more user-centered level of control, or at a higher, more platform-centered level of control. We answer **RQ2** through semi-structured interviews, asking everyday computer users what level of control they find necessary for each of these application types and why. Finally, we answer **RQ3** by comparing the results of the data flow monitoring and interviews.

We found that while our participants primarily want their data controlled at the user level, they are more willing to have it controlled at a platform level for browsers, search engines, and social media. Among the software we studied, there are generally options that align with user desires for level of control. We found the biggest violation of subsidiarity in the chat applications we studied: our participants desired the greatest level of privacy on chat applications, yet the ones we studied engaged in data sharing. Our interviews also provided the justifications for when it could be necessary to push control to a higher level, and revealed a desire for increased control at the community level: a level which lies higher than the user level but lower than the platform level.

The contributions of this paper are as follows:

- An argument for why the principle of subsidiarity is a helpful frame for considering ethical questions in computing
- The empirical contributions of our data flow analysis, which provide insight into how various applications could be transmitting our personal data
- The empirical contributions of our user interviews, which provide insight into how computer users view the tradeoffs between personal privacy and convenience
- An analysis of our chosen software platforms through the lens of subsidiarity. This provides insight into the gaps and opportunities in either amplifying the benefits of centralizing or minimizing risks to empower users across different types of software platforms. It additionally models how other technologies could be evaluated in light of subsidiarity

Beyond furthering the conversation regarding the ethics of data privacy, we hope this paper will demonstrate the principle of subsidiarity as an effective critical lens through which to promote user flourishing in technology design. The principle of subsidiarity can help designers concerned with user well-being promote user autonomy as much as possible, while also being able to discern and justify instances of higher level control for the benefit of the user.

2 Related Work

We situate our research within a number of areas of prior work. First, we look at previous work in human-computer interaction that engages with the principle of subsidiarity or similar frameworks. Next, we consider previous research in data sharing and tracking, especially in the contexts of devices and browsers. Finally, we consider prior research of user perceptions and attitudes towards data privacy. In all cases, we highlight the unique contributions of our work.

2.1 The Principle of Subsidiarity and Similar Frameworks in HCI and Beyond

Two prior works in HCI have considered the principle of subsidiarity explicitly. Both demonstrated subsidiarity as an effective principle for re-imagining more ethical social media. First, Hasinoff et al. shows subsidiarity can help improve the balance between context and scale in content moderation [22]. We build on this work by bringing subsidiarity into a new domain and through conducting empirical studies. In their work on common good-oriented design patterns for social media, Conwill et al. argued that designing for the principle of subsidiarity would encourage more respectful and authentic conversations, and help to resist exploitative mechanisms from tech companies [12]. They also note that subsidiarity entails allowing users to customize their experiences more, giving users greater control over the content displayed in their feeds and the amount of notifications they receive. In this work we expand the notion of control into the realm of data privacy.

The principle of subsidiarity has also been proposed as a critical lens for LLM development. Specifically, a recent issue of the *Red Hat Research Quarterly* proposed that subsidiarity should be a guiding principle for open-source AI

development. Amid debates of how “open” open-source models should be, the authors propose that subsidiarity can help determine how much access different communities have to model components based on how much control of the model they need for their use case [15]. In this way, subsidiarity is upheld when control is given to the most localized community that is able to effectively make their own decisions.

Related to subsidiarity in HCI is the Anarchist HCI movement [26]. Social anarchists hold that “human dignity is greatest when human autonomy is greatest” and that communities are the most appropriate decision-makers and loci of power [26]. In this we see resonance with subsidiarity, which also holds that autonomy supports human dignity and that lower levels of decision-making are more just. Previous contributions within anarchist HCI proposed how anarchism can influence HCI as a discipline, offering ways to re-think the contributions of our works and how HCI researchers relate to their study participants and the broader HCI research community [26]. In contrast, our work considers how subsidiarity can influence the design and use of the computer technologies themselves.

2.2 Data Sharing and Tracking at the Device Level and Browser Level

In this paper, we investigate to what extent the platforms we use every day send and receive data beyond expected or necessary usage. Here we highlight prior work that has investigated data tracking on devices and browsers, and discuss how our work builds on this prior work.

Prior work in both HCI and other computer science disciplines has investigated privacy and data tracking on different types of devices. These studies have found that various types of devices — fertility trackers [24], Apple mobile devices [7], and Android devices [19] — access and share data in ways unexpected to the user. This data sharing spans countries and organizations, including to advertising and tracking services [19, 24]. We extend this prior work both by investigating the data flows from different operating systems, specifically, Windows and Ubuntu, and analyzing our findings through the critical lens of the principle of subsidiarity. We draw methodologically from the work of Hudig et al. [24], incorporating both data flow monitoring and user interviews in our work.

At the browser level, data sharing and tracking is extremely common: the first third-party tracker emerged around 1996, and websites have contacted an increasing amount of third-party trackers over time [27, 28]. Third party trackers have begun to exploit first-party cookies for tracking [11, 31] and use a technique called “fingerprinting” to identify individual users based on browser information [16]. Although it is known that browsers engage in data sharing and tracking, we build on this prior work by considering this in light of the principle of subsidiarity.

Google, Facebook, Microsoft, and Twitter are the most dominant third-party trackers, especially in Western countries, with Google being the significantly biggest offender [9, 17, 20, 25, 27, 28, 34, 36]. More recently, TikTok has become a major third-party tracker [31]. We will rely on these findings to help determine which platforms are “known data harvesters,” which is one piece of our determining the level of control of an application.

Mainstream browsers experience 70% more third-party tracking and advertising requests on average compared to privacy-focused browsers and experience fingerprinting on significantly fewer websites [9]. As such, we include one privacy-focused browser, Brave, in our investigation.

We additionally build on this prior research by investigating the endpoints contacted not only in the contexts of the device/operating system level and the browser, but also during the use of various web applications.

2.3 User Perceptions of Privacy

In this paper we additionally investigate user desires for the appropriate level of control — whether this is complete control by the user or control by the software platform — in relation to their personal data. Prior work has demonstrated

that user willingness to share their data is *contextual*: it is dependent on who the data is being shared with and why, and the sensitivity of the data being shared [24]. In this paper we add another layer of context, investigating user desires for level of control dependent on software type and the context in which the software is used.

Users also have differing opinions about data sharing. While a majority of users have negative feelings towards data tracking but don't take any action to minimize it [13], in some cases, users make different choices regarding data privacy when offered greater transparency [29, 39]. People find targeted advertising to be simultaneously useful and privacy-invasive [38] and have divergent opinions about the tradeoffs between the harms and conveniences of targeted advertising [40]. Additionally, while most people find online tracking to be creepy, how people define creepy vastly differs [33]. These findings help to motivate the purpose of our interviews: it is not necessarily sufficient to say that perfect subsidiarity in our technologies would mean to always put control at the level of the user, when users acknowledge the benefits of surrendering their data.

3 Theory: The Principle of Subsidiarity

In this section we will define the principle of subsidiarity, outline its history and use, and argue why we believe it is an effective critical lens through which to envision a better relationship with technology in the future.

The principle of subsidiarity is a principle of social organization that holds that decisions should be made at the most local level possible and the highest level necessary. In other words, local governing bodies should be empowered to make decisions for themselves, and central authorities should only perform tasks that cannot be done at a local level [18]. The principle of subsidiarity promotes human dignity through a prioritization of human agency and autonomy: by encouraging decisions to be made at the lowest level possible, individuals and communities are able to make decisions about matters that affect them most, fostering a sense of responsibility and participation [6]. However, subsidiarity is not libertarianism: an important element of subsidiarity is acknowledging the importance of higher levels of intervention when necessary [18]. With that said, according to subsidiarity, higher levels should only intervene with justification of their necessity.

Historically, the principle of subsidiarity is perhaps most prominently associated with the Christian Democratic political ideology, having its roots in both Catholic Social Teaching [18] and the neo-Calvinist teaching of sphere sovereignty [5]. However, its resonance goes beyond Christian Democrats alone. For example, today subsidiarity may be most well-known as a general principle of European Union law [5]. Importantly, the principle of subsidiarity resonates with both the political left and the political right: this broad resonance makes it worthy of our consideration. The political left finds resonance with the principle of subsidiarity because it upholds participatory government, resists centralized economic and political power, and can support self-determination for historically marginalized groups. Subsidiarity resonates with the political right because it can justify limited government and supports giving primacy to traditional institutions like the family in addressing moral questions.

While typically associated with questions of political organization, the principle of subsidiarity can apply in other contexts. For example, in the workplace, a boss can empower her employees through the principle of subsidiarity by avoiding micro-managing. In this way, the gifts and talents of the employees are honored by giving the employee a greater ability to contribute freely.

The principle of subsidiarity can offer much in the space of ethical technology design as well. Importantly, Catholic Social Teaching — the Catholic Church's doctrine about social justice and the primary framework through which subsidiarity emerged — began in response to the societal concerns of the Industrial Revolution [18]. Specifically, subsidiarity emerged as a response to increasing centralization of economic power [18], a trend we see repeating today

with “big tech.” While systems like surveillance capitalism undermine personal autonomy, subsidiarity aims to reclaim it. Yet, because subsidiarity guides the discernment of when intervention from higher levels of power is necessary, it can help to tease out the tension between user desires for privacy and the convenience of giving up their data, and help to clarify when data sharing is appropriate or necessary. As mentioned in the related work, subsidiarity has been identified in multiple social media studies as a principle that could guide the design of healthier online spaces due to its prioritization of operating on a smaller scale, and it has also been proposed as a guiding principle in open-sourcing large language models. We are excited to bring the critical lens of subsidiarity into a new technical realm in this paper. Related to previous work in anarchist HCI [26], the principle of subsidiarity also plays a key role in the Catholic Worker Movement: an anarchist Catholic social justice movement that lives out Catholic Social Teaching in an embodied way. Specifically, the principle of subsidiarity helps to define the Catholic Worker Movement’s understanding of anarchy [30]. In this way our work is rooted in and builds on previous critical lenses employed in HCI.

As mentioned in the introduction, subsidiarity in a technical context means *control of digital spaces should be made at the lowest level possible and the highest level necessary*. In the specific application to data privacy, subsidiarity means that *data collection should occur at the lowest level possible and highest level necessary for effective use of the application*. We define the levels of control we consider in this paper from lowest to highest as follows: *user*, *community*, and *platform*. We define control at the user level to mean that data collection should be transparent and require informed consent to be collected and used in ways not immediately obvious from the primary function of the application. Control at the platform level means that companies can collect, share, and use our data how they please, typically in exchange for the conveniences afforded by them collecting and using our data. Finally, control at the community level pertains to communities, employers, organizations, or special interest groups having control of their participant’s data, typically for the greater benefit of that community. This may include an employer providing software to its employees, a high school providing Chromebooks to its students through the Google for Education program, or a community-run online forum for a special interest or hobby, among other examples.

4 Methodology

In light of the above, we aim to determine if common everyday technologies abide by the principle of subsidiarity. First, we investigate the level of control that different operating systems, browsers, and applications available today operate at. Second, we interview computer users to determine the level of control they believe is necessary for these different types of software platforms. Considering these findings together, we determine if the software platforms we investigated abide by the principle of subsidiarity.

To achieve these aims we employ a multi-method approach. First, we examine network transmissions during the usage of our selected operating systems, browsers, and applications. From this, we determine if the software in question is operating at a lower (more user-centered) or higher (more platform-centered) level of control based on data flow patterns and pre-existing knowledge about company data sharing practices. Next, we interview computer users about their desires for data control in different types of applications. Finally, we compare user desires for level of control with the actual level of control the applications are operating at. From the interviews we also collect the necessary justifications for moving up in levels of control. Through this, we determine if the software we analyzed is abiding by the principle of subsidiarity: if it is operating at the level of control deemed necessary by the user interviews, then that software abides by subsidiarity.

4.1 Data Flow Monitoring

We monitored the network transmissions of different types of everyday software platforms in order to infer the extent to which these platforms are collecting and sharing data. Although it is impossible to get a full picture of what is going on, our aim was to get as much of a sense as we could of the entities being contacted and the potential endpoints where user data could be being transmitted. To do so, we used the network analysis tool Wireshark [1] to capture the network activity while using different software platforms. We investigated the network activity of multiple operating systems and browsers on their own, as well as various web applications, run in a particular browser on a particular operating system.

4.1.1 Operating System and Browser Selection. We wanted to compare operating systems and browsers that are more conventional — i.e., owned by large tech companies, who do not make many promises about privacy — to operating systems and browsers that are open-source and/or claim to better protect user privacy. Thus, we selected the operating systems Microsoft Windows and Ubuntu Linux, and the browsers Google Chrome, Firefox, and Brave [2]. Brave has been demonstrated in the literature to be the most effective browser at reducing third-party tracking and advertising requests [9].

4.1.2 Application Selection. We focused on everyday Internet activities, especially those that tend to occur on ad-focused platforms. We considered four categories of activities: *email*, *search*, *social networking*, and *chat*. Within these categories we chose:

- *Email*: Gmail (personal), Gmail (university sponsored), Proton Mail
- *Search*: Google Search, Duck Duck Go, Brave Search
- *Social Networking*: Instagram, TikTok, YouTube, X, BlueSky
- *Chat*: Discord, Slack

4.1.3 Data Collection. We performed our data flow monitoring experiments on two identical Dell laptops. We used the default Windows installation on one laptop and installed Ubuntu Linux on the other. All experiments were conducted on our university’s (a large research university in the Midwestern United States) guest Wi-Fi network.

First, we collected data on the actions of the operating systems on their own with no applications (other than Wireshark) running. This first and foremost enabled us to determine which endpoints the operating systems were communicating with and where application data was being sent unexpectedly (i.e., without any actions by the user). Secondly, this allowed us to collect a set of known IP addresses that are communicated with by the operating system. Because the browser and web application experiments inherently have to be run on an operating system, this allowed us to better filter out traffic in those experiments that was likely due to background traffic from the operating system and not the software in question. This practice of filtering out background traffic is consistent with other similar studies. [24]. To do this experiment, we ran Wireshark for one hour as the Windows and Ubuntu machines sat idle.

Second, we collected data on the actions of the browsers with no websites navigated to. This again served the dual purpose of understanding which endpoints the browsers are contacting and sending application data to, and also determining browser background traffic. To run these experiments, we let each browser sit open and idle for one hour as we tracked the network traffic on Wireshark. We conducted these experiments on both the Windows and Ubuntu machines.

Third, we collected data on the chosen web applications in their idle state, i.e., when they are open but no user actions are being performed. The purpose of this experiment was to see if application data is transferred when the user

does not expect it (an expected data transfer would be because of some action the user takes, e.g. sending an email). For this experiment, we opened each application, logged in if necessary, and then let Wireshark run for 10 minutes while the application sat idle. For simplicity, we only ran these experiments on the Ubuntu/Firefox combination. We chose Ubuntu because we observed less background traffic from Ubuntu compared to Microsoft in the previous experiments. We chose Firefox to try to isolate as much as possible the network activity from the applications themselves: Chrome had the potential for adding additional tracking from the browser, whereas Brave may have blocked trackers that the websites would have otherwise used.

Fourth, we collected data on the web applications listed in the previous section as they would be used in regular everyday usage. The purpose of these experiments was to see if any unexpected endpoints are being contacted during regular usage. We ran Wireshark as we conducted these various activities, and we performed each action on every browser/operating system pair.

The email experiments ran as follows: open the browser, log in, send an email, log out, and close the browser.

The search experiments ran as follows: open the browser, navigate to the search engine, search for “Taylor Swift,” wait for the results to load, and close the browser.

The social networking experiments ran as follows: open the browser, navigate to the site, log in, scroll for one minute, log out, close the browser. The protocol was slightly different for YouTube: for that experiment we did not log in, we searched for “Taylor Swift,” clicked on the first video, and watched for one minute.

Finally, the chat experiments ran as follows: open the browser, navigate to the site, log in, send a few messages, and close the browser.

4.1.4 Data Analysis. With our network data, we wanted to determine if the platforms we studied are operating at lower (less data collection, especially unexpectedly) or higher (more data collection) levels of control.

Through data flow monitoring, because we are observing from the outside, we cannot know if data is only sent to the application for the purpose the user intended (e.g., sending email data to a mail application for the purpose of sending an email, no other data is collected from the user, and the data from the email itself is not used for any other purposes), or if the data sent for an intended purpose is additionally used for purposes unintended by the user. Additionally, it is harder to distinguish between community and platform levels of control in data flow monitoring, because that is determined more by *who* the data is being shared with rather than *that* data is shared at all. Thus, we cannot definitively determine if the software operates at user, community, or platform levels of control. Instead, we determine if the software operates at a lower (closer to user-level) or higher (closer to platform or community-level) of control through the following criterion: is application data being sent to the parent company (or any other company) while the software platform is running idle? Additionally, are the platforms only contacting IP addresses affiliated with their parent company and/or known cloud service providers, or are they contacting unexpected IPs (e.g., advertisers or trackers)? Finally, is the parent company a known data harvester (e.g., Google, Meta)? If the software platforms we examine are doing any of these things we determine that they are operating at a higher level of control; if none, they operate at a lower level of control. The flow chart in Figure 1 outlines our decision-making path for the level of control a software application operates at.

We determined both the IPs being contacted during a particular experiment and the amount of application data being sent to various IPs through the Wireshark logs. We extracted the IP addresses from the Wireshark logs and used the reverse IP address lookup tool IPAPI [4] to determine the organizations associated with those IP addresses. We

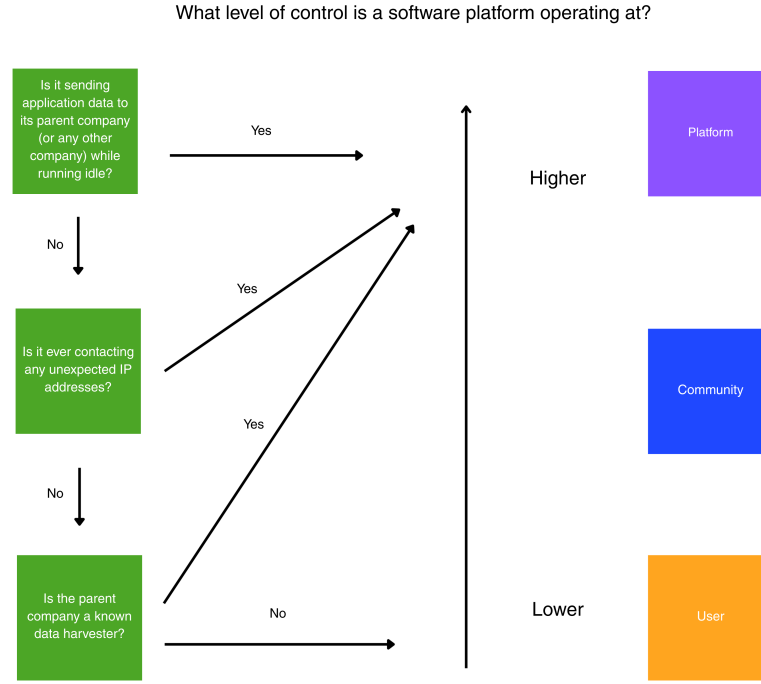


Fig. 1. Flow chart to determine which level of control an operating system, browser, or application is operating at. Our data flow monitoring cannot definitively determine if we are operating at a user, community, or platform level of control, but rather determines if we are operating at a lower or higher level of control. A lower level corresponds to operating at closer to the user level of control and a higher level corresponds to operating at closer to the platform level of control, as indicated by the boxes on the right.

focused on the destination IP addresses, that is, the IPs being contacted by the software. We were unable to read the contents of the packets due to encryption, which is a common challenge in work on network monitoring [24].

For the idle OS experiments, we aggregated the number of times each organization was contacted across all of its IPs. We additionally summed the total bytes of application data transferred to that organization’s IPs across the hour-long idle time. However, we note that in the TCP protocol, keep alives, heartbeats, and other maintenance-related messages are sent as encrypted “application data.” Application data transfers for these purposes are usually small; thus, we only included application data transfers of over 1000 bytes in our summations. While an application data transfer of over 1000 bytes does not guarantee the transfer of user-specific data, it does indicate some significant level of potentially unexpected interaction.

The idle browser experiments were analyzed the same way as the idle OS experiments. However, for an idle browser experiment on a particular OS, we excluded the IPs contacted by that OS in its idle experiment, assuming that contact was from the OS and not from the browser.

The idle application experiments were analyzed the same way as the idle OS and browser experiments. Because these experiments were only conducted on Ubuntu and Firefox, we excluded the background IPs that were collected from the Ubuntu experiment and the Firefox on Ubuntu experiment.

Finally, for the activity experiments, because we would expect application data to be transferred to the parent company while the user is performing an activity, we primarily focus on if the IPs contacted are expected or unexpected. For the unexpected IPs, we additionally investigated how much application data was transferred to these endpoints, and report this in the Appendix.

4.2 Interviews

Through data flow monitoring, we determined the level of control that various software platforms operate at. In the next phase of the study, we conducted interviews to understand the level of data control respondents think is *necessary* on these types of software platforms.

4.2.1 Participant Recruitment. We recruited a total of 16 participants, at which point little new information was generated from the interviews, reaching data saturation [35]. Participants were required to be everyday computer users and at least 18 years of age. We recruited participants through our university channels and personal networks, and all interview participants were graduate students or employees of our university. Approximately half of participants had a technical background in computer science, human-computer interaction, or mechanical engineering. Two participants had some technical experience from undergraduate business degrees. The other participants were everyday computer users with no specialized knowledge in computer science or a related discipline. Table 1 summarizes our participant demographics.

Table 1. Participant Demographics

ID#	Gender	Race/Ethnicity	Age	Technical Background
P1	Male	Hispanic	30	Postdoc researching machine learning, additional expertise in computer security
P2	Male	White	32	Undergraduate degree in management with IT concentration
P3	Female	White	25	Everyday technology user
P4	Female	Asian	29	PhD student in computer science researching machine learning
P5	Male	White	23	PhD student in mechanical engineering researching robotics and machine learning
P6	Male	White/Hispanic	28	PhD student in computer science researching software engineering
P7	Male	Hispanic	27	PhD student in computer science researching machine learning and software engineering
P8	Female	Asian	25	Knowledge of basic coding and analytics from undergraduate marketing degree
P9	Male	Hispanic	25	PhD student in computer science researching software engineering
P10	Male	White	23	PhD student in computer science researching machine learning
P11	Female	White	24	Everyday technology user
P12	Female	White	53	Everyday technology user
P13	Male	White	57	Everyday technology user
P14	Male	White	42	Everyday technology user
P15	Female	White	31	PhD student in computer science researching human-computer interaction
P16	Female	Black	55	Everyday technology user

4.2.2 Interview Protocol. The interviews were conducted in person or on Zoom (with cameras turned on) by the first author and took a semi-structured format. Participants were first introduced to the benefits and tradeoffs of data privacy and sharing data with tech companies. Then, for each of the six software platform types — operating systems, browsers, email applications, search engines, social media, and chat applications — participants were led through a thought exercise where they envisioned why it might be necessary for data on those types of applications to be controlled at the

platform, community, or user level, as defined in Section 3. The purpose of the thought exercise was to prepare the participants to identify what they think is the necessary level of control for data on that type of software application, and to understand participant motivations for choosing that level of control. The interviewer let the participants come up with their own examples first, but if the participants struggled to come up with examples the interviewer provided some of their own examples in order to help the participant make an informed decision. After the thought exercise, the participant was invited to identify which level of control is the lowest level possible and highest level necessary for that type of software application. Participants distinguished between the cases of personal use and group use (encompassing usage in circumstances such as workplaces, schools, and special interest communities) in their responses.

4.2.3 Data Analysis. Audio from the interviews was recorded and transcribed. We counted the number of participant responses for desired platform, community, and user levels of control for each software type in both the personal usage and group usage contexts. We then analyzed the interview transcripts using a reflexive thematic analysis approach [8] to better understand participant motivations for selecting each level of control. We inductively coded for the reasons participants selected the levels of control that they did for each different software type. We also inductively coded for any nuances participants shared in selecting a level of control. Within each of the four categories — reasons for selecting user level of control, reasons for selecting community level of control, reasons for selecting platform level of control, and nuances in selecting a particular level — we synthesized the codes for that category into overarching themes.

5 Data Flow Monitoring Results

In this section we report the results of our data flow monitoring, which gives a sense of if particular platforms are operating at lower or higher levels of control.

We note that although we excluded IP addresses that were confirmed background IPs from a particular operating system or browser, in many cases, previously unseen IP addresses from the same organizations as the background traffic popped up only in the experiments on that particular OS or browser. We report these suspected background interactions in the figures and mark them as suspected background interactions. However, we omit these suspected background contacts from the written analysis for clarity and brevity. We also omit the number of times each organization was contacted and total bytes of application data transferred in the written analysis, but include these in the summarizing figures.

5.1 Idle Operating Systems

In a one hour window, Windows contacted Microsoft, Akamai, Google, our university, and Cloudflare. Of these, application data over 1000 bytes was transferred to Microsoft, Akamai, and Google. Ubuntu contacted Canonical Group (the software company that maintains Ubuntu) and our university, and transferred no application data over 1000 bytes to either. Figure 2 summarizes our idle OS results.

5.2 Idle Browsers

In a one hour window, Chrome contacted Google, Qwilted (a Content Delivery Network), and Fastly (a Content Delivery Network) on Windows, and Google, Amazon, and Fastly on Ubuntu. For both, Google was the only platform that application data over 1000 bytes was transferred to.

What happens when the OS is idle for 1 hour?

OS	Organizations Contacted	Number of times contacted across all IPs	Total bytes of application data sent across all IPs (excluding suspected keep alives)
Windows	Microsoft	648	152749
	Akamai	213	3778
	Google	22	2262
	Our University	151	0
	Cloudflare	2	0
Ubuntu	Canonical Group	63	0
	Our University	49	0

Fig. 2. The organizations that the Windows and Ubuntu operating systems contact and transfer application data to when running idle for one hour. In comparison to Ubuntu, Windows contacts more organizations more times. Windows also transfers application data, which is unexpected behavior when running idle. Ubuntu only contacts its parent company and our university (likely because we were on the university Wi-Fi) and does not transfer any application data.

Firefox contacted Google Cloud, Google, and Akamai on both operating systems, and additionally contacted Fastly and Qwilted on Windows. Application data over 1000 bytes was transferred to Google Cloud and Akamai on Windows. In the Akamai case, this application data transfer could have been background from the Windows operating system rather than from Firefox itself due to observed contact with Akamai from the Windows OS.

Brave contacted Amazon on both operating systems, and transferred over 1000 bytes of application data in both cases.

Figure 3 summarizes our idle browser results.

5.3 Idle Applications

5.3.1 Email: Gmail (both personal and university-sponsored) only contacted Google, and transferred application data. Proton Mail contacted Proton and did not transfer any application data. Figure 4 summarizes our idle email results.

5.3.2 Search: Google search contacted Google, Duck Duck Go contacted Microsoft, and Brave Search contacted Amazon. None of these transferred application data. Figure 5 summarizes our idle search engine results.

What happens when the browser is idle for 1 hour?

		Operating System					
		Windows			Ubuntu		
		Organizations Contacted	Number of times contacted across all IPs	Total bytes of application data sent across all IPs (excluding suspected keep alives)	Organizations Contacted	Number of times contacted across all IPs	Total bytes of application data sent across all IPs (excluding suspected keep alives)
Browser	Chrome	Google	436	11284	Google	995	6916
		Qwilted	9	0	Amazon	22	0
		Fastly	6	0	Fastly	210	0
		Microsoft	548	105322	Our University	1	0
		Akamai	135	2432	Canonical Group	4277	0
	Firefox	Google Cloud	1026	8626	Google Cloud	343	0
		Google	15	0			
		Fastly	17	0	Google	81	0
		Qwilted	6	0			
		Akamai	300	7190	Akamai	18	0
		Microsoft	341	40066	Our University	275	0
		Cloudflare	2	0	Canonical Group	26	0
	Brave	Amazon	133	5050	Amazon	546	59078
		Microsoft	416	192864	Canonical Group	30	0
		Akamai	105	0	Our University	2	0
		Dell	23	0			

Legend:

Likely from OS

Likely from both OS and browser

Fig. 3. The organizations that Chrome, Firefox, and Brave browsers contact and transfer application data to when they run idle for one hour. We compare the browsers when running idle on Windows and Ubuntu, and highlight organizations for which we suspect contact is background traffic from the operating system rather than traffic from the browser. Contact is suspected to be background traffic from an OS when it is both to an organization contacted in the idle experiment for that OS and does not show up in the idle browser experiments on the other OS. Each browser contacts and transfers application data to its parent company/primary cloud service provider.

What happens when an email application runs idle on Ubuntu and Firefox for 10 minutes?

Application Type	Application	Organizations Contacted	Number of times contacted across all IPs	Total bytes of application data sent across all IPs (excluding suspected keep alives)
Email	Gmail	Google	401	17922
		Google	1110	17639
	University Gmail	Google Cloud	21	0
		Fastly	8	0
	Proton Mail	Proton	79	0
		Google Cloud	7	0
		Google	20	0
		Canonical Group	1	0

Legend: Likely from OS or browser background traffic Likely from both background traffic and application

Fig. 4. The organizations that various email providers contact and transfer application data to while running idle. Suspected background traffic from the operating system and/or browser is highlighted, as well as cases where traffic could be either background traffic or from the application itself. When both personal and university-sponsored Gmail accounts run idle, they transfer application data back to Google. Proton Mail does not transfer application data while running idle.

What happens when a search engine runs idle on Ubuntu and Firefox for 10 minutes?

Application Type	Application	Organizations Contacted	Number of times contacted across all IPs	Total bytes of application data sent across all IPs (excluding suspected keep alives)
Search	Google Search	Google	76	0
		Google Cloud	19	0
		Fastly	12	0
	Duck Duck Go	Microsoft	4	0
		Google	7	0
		Google Cloud	9	0
		Canonical Group	1	0
	Brave Search	Amazon	21	0
		Google Cloud	9	0

Legend: Likely from OS or browser background traffic Likely from both background traffic and application

Fig. 5. The organizations that various search engines contact and transfer application data to while running idle. Suspected background traffic from the operating system and/or browser is highlighted. While each search engine contacts their parent company or content provider, no search engines transfer application data while running idle.

5.3.3 Social Media: Instagram contacted Facebook, Three Ireland Limited, and Turk Telecom Times. Of these, Instagram transferred application data to Facebook. TikTok contacted Akamai: although Akamai is part of Firefox background traffic, the number of contacts to Akamai compared to the other idle experiments, as well as the volume of application data transferred to Akamai, indicate that contact to Akamai is from TikTok as well. TikTok only transferred application data to Akamai. X contacted Cloudflare and transferred application data. Bluesky contacted OVH SAS, Amazon, Datacamp-Limited, and Amazon AES (Advanced Encryption Standard). Bluesky transferred application data to OVH SAS. YouTube contacted Google and Indiana GigaPop and did not transfer any application data while running idle. Figure 6 summarizes our social media results.

5.3.4 Chat: Slack contacted Amazon, Amazon AES, Rubicon Project, and Cloudflare. Slack transferred application data to Amazon. Discord contacted Cloudflare and Amazon, and did not transfer any application data. Figure 7 summarizes our chat application results.

5.4 Application Activity

For these experiments, we focused only on expected or unexpected contacts rather than amounts of application data transferred. Although we conducted experiments on both Windows and Ubuntu, the results did not differ much other than what we assume to be background traffic. As such, we report only the results from Ubuntu to minimize the background traffic from the OS mixed in with the results. Again, we report the suspected background traffic in the figures but omit it from the written analysis for brevity and clarity.

5.4.1 Email: While sending an email, Gmail contacted Google on all browsers, Amazon on Chrome, Google Cloud on Chrome, and Fastly on Brave. Of these, only Amazon on Chrome is unexpected. The University Gmail contacted Google and Amazon on all browsers. All are expected: Google is the parent company, and Amazon is expected because our university Gmail account uses single sign-on with Okta, which runs on AWS. Proton Mail contacted Proton on all browsers and Amazon on Firefox. The contact with Amazon on Firefox would be unexpected, however, Proton Mail uses AWS for alternative routing [3], thus, Proton Mail has no unexpected contact. Figure 8 summarizes our results.

5.4.2 Search: Google search contacted Google on all three browsers. This is expected: Google is the parent company. Duck Duck Go contacted Microsoft on all browsers. This is expected: Duck Duck Go is powered by Microsoft Bing. Brave contacted Amazon on all three browsers. This is expected: Brave runs on AWS. Figure 9 summarizes our results.

5.4.3 Social Media: Instagram contacted Facebook on all browsers; this is expected as the parent company. Instagram also contacted Internet service providers in other countries: Getlinks SMC Private Limited (Pakistan), Horizon Scope Mobile Telecom (Iraq), Reliance Jio Infocomm Limited (India), COSCOM Liability Limited Company (Uzbekistan), and Telecom Algeria (Algeria). This is unexpected contact given our location in the Midwestern United States. TikTok contacted Akamai, Google, and Fastly on all browsers. Akamai and Fastly are expected due to content delivery; Google is unexpected. X contacted Cloudflare, Google, and Fastly on all browsers. Cloudflare and Fastly are likely content delivery; Google is unexpected. Bluesky contacted Bluesky, OVH SAS, Datacamp Limited, and Amazon on all browsers. This is expected traffic as the parent company and content delivery network. (Note: Bluesky used to run on Amazon Web Services; now it does not. However given that there could be some lingering contact with AWS due to platform migration, we give Bluesky the benefit of the doubt that its contact with Amazon is not due to unexpected data sharing.) Bluesky additionally contacted Amazon-AES on Brave which is likely for content delivery. YouTube contacted Google and Indiana Gigapop on all browsers. Google is the parent company of YouTube and Indiana Gigapop is a high-speed

What happens when a social media app runs idle on Ubuntu and Firefox for 10 minutes?

Application Type	Application	Organizations Contacted	Number of times contacted across all IPs	Total bytes of application data sent across all IPs (excluding suspected keep alives)
Social Media	Instagram	Facebook	614	10559
		Three Ireland (Hutchinson) Limited	8	0
		Turk Telecom Times	9	0
		Google	18	0
		Google Cloud	7	0
		Fastly	8	0
	TikTok	Akamai	2255	240063
		Google	40	0
		Google Cloud	7	0
		Fastly	121	0
		Canonical Group	1	0
	X	Cloudflare	647	388443
		Akamai	11	0
		Google Cloud	7	0
		Google	7	0
		Fastly	40	0
	Bluesky	OVH SAS	215	12330
		Amazon	7	0
		Datacamp Limited	2068	0
		Amazon AES	14	0
		Google Cloud	19	0
		Google	14	0
	YouTube	Google	31	0
		Indiana GigaPop	13	0
		Google Cloud	7	0
		Canonical Group	1	0

Legend: Likely from OS or browser background traffic Likely from both background traffic and application Unexpected Organization

Fig. 6. The organizations that various social media applications contact and transfer application data to while running idle. Suspected background traffic from the operating system and/or browser is highlighted. Instagram, Akamai, X, and Bluesky transfer application data back to their parent companies/primary cloud service providers while running idle; YouTube does not. Instagram additionally contacts internet service providers in Ireland and Turkey, which is unexpected.

What happens when a chat app runs idle on Ubuntu and Firefox for 10 minutes?

Application Type	Application	Organizations Contacted	Number of times contacted across all IPs	Total bytes of application data sent across all IPs (excluding suspected keep alives)
Chat	Slack	Amazon	318	14313
		Amazon AES	100	0
		Rubicon Project	13	0
		Cloudflare	51	0
		Google	8	0
		Google Cloud	9	0
		Akamai	5	0
	Discord	Cloudflare	53	0
		Amazon	18	0
		Google	28	0
		Google Cloud	7	0
		Canonical Group	1	0

Legend: Likely from OS or browser background traffic Likely from both background traffic and application Unexpected Organization

Fig. 7. The organizations that various chat applications contact and transfer application data to while running idle. Suspected background traffic from the operating system and/or browser is highlighted. Slack transfers application data to Amazon, its primary cloud service provider, and also pings Rubicon Project, an advertising technology company. Discord does not contact any unexpected organizations and transfers no application data.

routing network for academic institutions in the Midwestern United States, so both are expected. Figure 10 summarizes our results.

5.4.4 Chat: Slack contacted Amazon on all browsers, and Amazon-AES, Cloudflare, and Akamai on Chrome and Firefox. Slack runs on AWS so this is expected, and the others are relevant cloud computing or content delivery networks (contacts to Akamai on Firefox could be either content delivery or background traffic). Slack also contacted Google on all three browsers, Fastly on Chrome, and Google Cloud on Chrome and Firefox. These contacts could all be expected background traffic from the browser except for Google on Brave. On Chrome and Firefox, Slack contacted a combination of Microsoft, Rubicon Project, AS-Criteo, RocketFuel, RhythmOne, AS-Outbrain, AppNexus, and Facebook. All of these are unexpected, and all but Microsoft and Facebook are advertising platforms. We note that these organizations are not contacted by Brave, likely due to Brave’s ad and tracker-blocking features.

Discord contacted Amazon and Cloudflare on all three browsers. This is expected: Discord runs on AWS and Cloudflare is a content delivery network. Discord contacted Google on all three browsers, which could be expected background traffic for Chrome and Firefox, but not for Brave. However, we give Discord the benefit of the doubt in its contact with Google due to its ability to integrate with Google products such as Google Drive. Discord additionally

What happens when an email app takes an action?

Application	Organizations Contacted		
	Chrome	Firefox	Brave
Gmail	Google	Google	Google
	Amazon		Amazon
	Google Cloud		Fastly
University Gmail	Google	Google	Google
	Google Cloud	Google Cloud	Google Cloud
	Amazon	Amazon	Amazon
Proton Mail	Proton	Proton	Proton
	Google	Google	
	Cloudflare	Cloudflare	
		Amazon	Amazon

Legend:

Application's Parent Company	Potential browser background traffic
Likely Cloud Computing Platform or Content Delivery Network	Unexpected

Fig. 8. The organizations contacted while sending an email on Gmail, the university-sponsored Gmail, and Proton Mail. While most contacts are expected contacts to the application's parent company or cloud computing/content delivery providers, Gmail's contact of Amazon on Google Chrome is unexpected.

contacted Google Cloud on Firefox, expected background traffic. Fastly was contacted on Brave, which is expected as a content delivery network. Microsoft was contacted on Firefox which is unexpected. Figure 11 summarizes our results.

What happens when a search engine takes an action?

Application	Organizations Contacted		
	Chrome	Firefox	Brave
Google Search	Google	Google	Google
			Amazon
Duck Duck Go	Microsoft	Microsoft	Microsoft
	Google	Google	Amazon
		Fastly	
Brave Search	Amazon	Amazon	Amazon
	Google	Google	
		Google Cloud	

Legend: Application's Parent Company Potential browser background traffic

Fig. 9. The organizations contacted while performing a search on Google Search, Duck Duck Go, and Brave Search. No contacts are unexpected.

5.5 Determining Levels of Control

In this section we determine which level of control a software platform is operating at by considering if application data is transferred while running idle, if any unexpected IPs are contacted, and if the parent company is a known data harvester.

5.5.1 Operating Systems: Windows contacted Google, an unexpected organization, and transferred application data to Microsoft, Akamai, and Google while running idle. Thus, Windows operates at a **higher** level of control. Ubuntu only contacted Canonical Group (its parent company) and our university (likely related to the Wi-Fi network we were connected to) and transferred no application data to either. Thus, Ubuntu operates at a **lower** level of control.

What happens when a social media app takes an action?

Application	Organizations Contacted		
	Chrome	Firefox	Brave
Instagram	Facebook	Facebook	Facebook
	Google	Google	Amazon
	Our University	Google Cloud	Our University
	Getlinks SMC Private Limited	Fastly	
	Horizon Scope Mobile Telecom	COSCOM Liability Limited Company	Telecom Algeria
	Reliance Jio Infocomm Limited		
TikTok	Akamai	Akamai	Akamai
	Google	Google	Google
	Fastly	Fastly	Fastly
	Canonical Group		Amazon
			Our University
X	Cloudflare	Cloudflare	Cloudflare
	Google	Google	Google
	Fastly	Fastly	Fastly
		Akamai	Amazon
Bluesky	Bluesky	Bluesky	Bluesky
	OVH SAS	OVH SAS	OVH SAS
	Datacamp Limited	Datacamp Limited	Datacamp Limited
	Google	Google	
	Google Cloud	Google Cloud	Amazon-AES
	Amazon	Amazon	Amazon
YouTube	Google	Google	Google
	Indiana Gigapop	Indiana Gigapop	Indiana Gigapop
			Amazon

Manuscript submitted to ACM

Legend: Application's Parent Company Potential browser background traffic
Likely Cloud Computing Platform or Content Delivery Network Unexpected

Fig. 10. The organizations contacted while using the social media platforms Instagram, TikTok, X, Bluesky, and YouTube. Most contacts were expected; however, Instagram unexpectedly contacted multiple Internet Service Providers in other countries, and TikTok and X unexpectedly contacted Google.

What happens when a chat application takes an action?

Application	Organizations Contacted		
	Chrome	Firefox	Brave
Slack	Amazon	Amazon	Amazon
	Amazon-AES	Amazon-AES	
	Cloudflare	Cloudflare	
	Google	Google	Google
	Fastly		
	Google Cloud	Google Cloud	
	Akamai	Akamai	
	Microsoft	Microsoft	
	Rubicon Project	Rubicon Project	
	AS-Criteo	AS-Criteo	
	RocketFuel	RocketFuel	
	RhythmOne	AS-OutBrain	
	AppNexus	AppNexus	
	Facebook		
Discord	Amazon	Amazon	Amazon
	Cloudflare	Cloudflare	Cloudflare
	Google	Google	Google
		Google Cloud	Fastly
		Microsoft	

Legend: Application's Parent Company Potential browser background traffic
Likely Cloud Computing Platform or Content Delivery Network Unexpected

Fig. 11. The organizations contacted while sending messages on the chat platforms Slack and Discord. Slack unexpectedly contacted Microsoft, Google, and a number of advertising technology companies. Discord unexpectedly contacted Google and Microsoft.

5.5.2 Browsers: Chrome contacted Amazon which was unexpected, and transferred application data while running idle. Additionally, Chrome is owned by Google: a known data harvester [9, 17, 20, 25, 27, 28, 34, 36]. Thus, Chrome operates at a **higher** level of control.

Software	Sent Application Data During Idle Time?	Talking to Unexpected IPs?	Parent company a known data harvester?	Level of Control
Windows	✓	✓	✓	Higher
Ubuntu	✗	✗	✗	Lower

Fig. 12. Determining an operating system’s level of control based on if it sends application data during idle time, communicates with unexpected IPs, and if its parent company is a known data harvester. If any of these three criteria are met, the operating system operates at a higher level of control; if none are met, it operates at a lower level. Windows meets all three criteria thus it operates at a higher level. Ubuntu meets none of the criteria so it operates at a lower level.

Software	Sent Application Data During Idle Time?	Talking to Unexpected IPs?	Parent company a known data harvester?	Level of Control
Chrome	✓	✗	✓	Higher
Firefox	✓	✗	✗	Higher
Brave	✓	✗	✗	Higher

Fig. 13. Determining a browser’s level of control based on if it sends application data during idle time, communicates with unexpected IPs, and if its parent company is a known data harvester. If any of these three criteria are met, the operating system operates at a higher level of control; if none are met, it operates at a lower level. Each of the browsers meets at least one of the criteria so they all operate at a higher level of control.

Although Firefox contacted Google, we believe this is because the Firefox home page contains a Google Search bar. Importantly, no application data was transferred to Google despite the presence of the search bar. However on Windows, application data was transferred to Google Cloud and Akamai. While the transfer of application data to Akamai could have been from the Windows OS, the transfer of application data to Google Cloud suggests that Firefox is operating at a **higher** level of control.

Brave only contacted Amazon during both its idle experiments, which is expected because Brave is hosted by Amazon Web Services. However, Brave transferred application data to Amazon in both experiments, indicating that Brave operates at a **higher** level of control.

Software	Sent Application Data During Idle Time?	Talking to Unexpected IPs?	Parent company a known data harvester?	Level of Control
Gmail	✓	✗	✓	Higher
University Gmail	✓	✗	✓	Higher
Proton Mail	✗	✗	✗	Lower
Google Search	✗	✗	✓	Higher
Duck Duck Go	✗	✗	✗	Lower
Brave Search	✗	✗	✗	Lower
Instagram	✓	✓	✓	Higher
TikTok	✓	✓	✓	Higher
X	✓	✓	✓	Higher
Bluesky	✓	✗	✗	Higher
YouTube	✗	✗	✓	Higher
Slack	✓	✓	✗	Higher
Discord	✗	✓	✓	Higher

Fig. 14. Determining an application's level of control based on if it sends application data during idle time, communicates with unexpected IPs, and if its parent company is a known data harvester. If any of these three criteria are met, the operating system operates at a higher level of control; if none are met, it operates at a lower level. Proton Mail, Duck Duck Go, and Brave Search are the only applications that operate at a lower level of control.

5.5.3 Email: Gmail and University Gmail transferred application data to Google while running idle. Thus Gmail and university Gmail accounts operate at the **higher** level of control. Proton Mail did not transfer any application data while running idle, neither did it contact any unexpected organizations while running idle or taking an action. Thus Proton Mail operates at a **lower** level of control.

5.5.4 Search: None of the search engines transferred any application data while running idle, neither did they contact any unexpected organizations while running idle or taking an action. However, Google Search is owned by Google, a known data harvester. Thus, while Duck Duck Go and Brave Search operate at a **lower** level of control, Google Search operates at a **higher** level of control.

5.5.5 Social Media: Instagram, TikTok, and X transferred application data while running idle and contacted a number of unexpected IPs while running idle and/or while taking an action. Bluesky did not contact any unexpected IPs; however, it did transfer application data while running idle. YouTube did not transfer any application data while running idle, neither did it contact any unexpected IPs, however YouTube is owned by Google, a known data harvester. Thus all social media we investigated operate at a **higher** level of control.

5.5.6 Chat: Slack transferred application data while running idle and contacted unexpected IPs, mostly advertising providers, both while running idle and while taking an action. Discord did not transfer application data while running idle however it did unexpectedly contact Microsoft and Google during use. Thus, both applications operate at a **higher** level of control.

6 Interview Results

In this section, we determine what level of control is *necessary* for each software type by reporting the number of participants who identified the user, community, and platform levels of control as necessary in the personal usage and group usage contexts. Then, we report the results of the reflexive thematic analysis of participant motivations for selecting necessary levels of control, which serve as the justifications for moving up to a higher level of control. We also report the common themes from the nuances participants shared in selecting a level of control.

6.1 What levels of control did participants identify as the necessary level?

We outline how many participants selected each level of control for the different types of software applications. Results are summarized in the heat maps in Figure 15 for the case of personal usage and Figure 16 for the case of group usage.

6.1.1 Operating Systems: For personal usage, 12 participants selected the user level, 2 participants selected the community level, and 2 participants selected the platform level. For group usage, 0 participants selected the user level, 15 participants selected the community level, and 1 participant selected the platform level.

6.1.2 Browsers: For personal usage, 10 participants selected the user level, 2 participants selected the community level, and 4 participants selected the platform level. For group usage, 1 participant selected the user level, 12 participants selected the community level, and 3 participants selected the platform level.

6.1.3 Email: For personal usage, 13 participants selected the user level, 1 participant selected the community level, and 2 participants selected the platform level. For group usage, 1 participant selected the user level, 13 users selected the community level, and 2 participants selected the platform level.

What level of control did our participants want in personal usage?




Fig. 15. Heat map of user responses for if they wanted user, community, or platform control of their data in different types of platforms for personal usage. The majority of participants wanted user control for all software types. However, more participants wanted platform control for browsers, search engines, and social media.

6.1.4 Search engines: For personal usage, 8 participants selected the user level, 2 participants selected the community level, and 6 participants selected the platform level. For group usage, 0 participants selected the user level, 11 participants selected the community level, and 5 participants selected the platform level.

6.1.5 Social media: For personal usage, 11 participants selected the user level, 0 participants selected the community level, and 5 participants selected the platform level. For group usage, 3 participants selected the user level, 10 participants selected the community level, and 3 participants selected the platform level.

6.1.6 Chat: For personal usage, all 16 participants selected the user level. For group usage, 2 people selected the user level, 13 people selected the community level, and 1 person selected the platform level.

6.2 Why did they select these levels of control?

6.2.1 User Level: The overarching themes for why participants selected the user level of control were **functions without data collection**, **expectation of privacy in design**, **privacy**, and **resisting corporate excess**.

Functions without data collection relates to the belief that software applications could still function well without without excessive user data collection that invades privacy, and/or participant desires for a system where they could opt out of features that require excessive data collection in favor of simpler features. As examples, P5 noted that he would be just as happy to use Youtube without autofill and Google Search with its original PageRank algorithm that

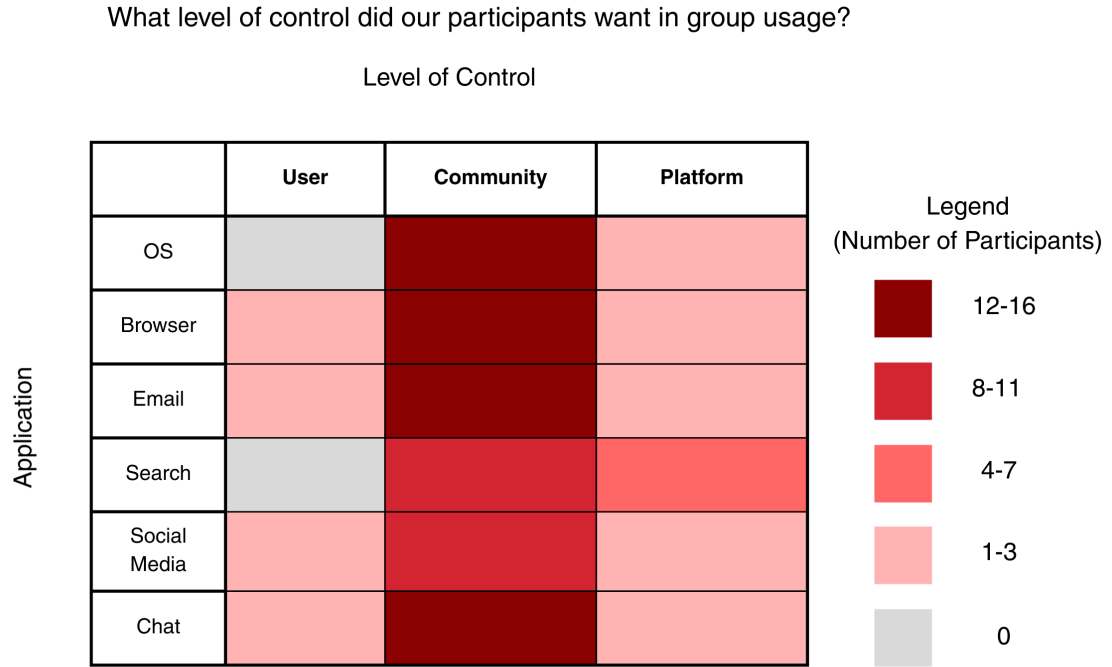


Fig. 16. Heat map of user responses for if they wanted user, community, or platform control of their data in different types of platforms for group usage. The majority of participants wanted community control for all software types. However, more participants wanted platform control for search engines.

only relied on website links, not any user data, to rank search results. P10 expressed that a simpler advertising model could still generate revenue, appealing to television: “for TV...you’re getting commercials that aren’t targeted to you.” This theme was mentioned by 1 participant for operating systems, 3 participants for browsers, 5 participants for email, 2 participants for search engines, 2 participants for social media, 1 participant for chat applications, and was mentioned by 6 unique participants.

Expectation of privacy in design relates to the belief that certain platforms — in particular, email and chat applications, as well as private social media postings — create a user expectation that their data will be private based on the affordances and purpose of the platform. P9 explained, “I think you get a reasonable expectation that your data isn’t getting [collected] because your intent is to talk to a person.” This theme was mentioned by 3 participants for email, 1 participant for social media, 3 participants for chat applications, and was mentioned by 4 unique participants.

Privacy relates to any user desire to keep their data private, including a general desire for privacy, protecting sensitive data, and freedom of speech and from government surveillance. Privacy was mentioned by 11 participants for operating systems, 9 participants for browsers, 10 participants for email, 9 participants for search engines, 7 participants for social media, 12 participants for chat applications, and was mentioned by all 16 participants.

Resisting corporate excess relates to participant desires to resist corporate overreach in data usage, including the behavioral modification that comes from targeted advertising and recommendation algorithms. As examples, P5

expressed concerns with algorithms *“being able to detect when someone’s about to enter a manic episode based off of their behavior on their computer, and they’ll start flooding them with ads...and they’ll spend a ton of money”* P14 expressed concerns with algorithms leading to extreme ideologies. P11 expressed concerns with social media’s data-powered addictive algorithms impacting real-life relationships: *“say the company is changing your algorithm to get you hooked...you’re creating unhealthy habits being online for hours and...you’re not creating authentic relationships.”* Resisting corporate excess was mentioned by 2 participants for browsers, 3 participants for search engines, 4 participants for social media, and was mentioned by 7 unique participants.

6.2.2 Community Level: The overarching themes for why participants selected the community level of control were **IT administration and security, intellectual property and data protection, organizational authority and trust, using community machines differently, productivity, collective corporate resistance, and aligning behaviors with group goals.**

IT administration and security pertains to, in a workplace or other community context, allowing system administrators control of machines for purposes such as account management, security, protection against phishing or other online safety, and compliance with software requirements. IT administration and security was mentioned by 7 participants for operating systems, 7 participants for browsers, 5 participants for email, 2 participants for search engines, 2 participants for social media, 2 participants for chat applications, and was mentioned by 10 unique participants.

Intellectual property and data protection means that in a workplace context, the employer should have control over employee data for the purpose of protecting the company’s intellectual property and sensitive data. P11, who works in our university’s development office, mentioned the following as a reason why work emails should be controlled by the employer: *“what type of information are we emailing donors? Or the sensitive information that we have about donors: who are we sending that to? It should be only internal.”* Intellectual property and data protection was mentioned by 6 participants for operating systems, 1 participant for browsers, 4 participants for email, 2 participants for search engines, 2 participants for chat applications, and was mentioned by 9 unique participants.

Organizational authority and trust pertains to a willingness to have data be controlled at the community level because of trust in those institutions or belief in their right to control our data as part of our membership. Reasons for trusting such institutions include belief in the mission of the organization, smaller organizations having different incentives than large corporations, and smaller organizations being easier to hold accountable than large corporations. P3 said this about why she trusts her employer, our university, with her data: *“I agree with its values so strongly that it makes me actually have a strong desire to have control on that level, even though I’m sure there are not many people who work for a company that they feel so strongly connected in terms of values.”* Participants also mentioned that our employers have a right to control our work data as part of our employment agreement, and participation in community organizations comes with a degree of buy-in or trust of the community. P2 described this in the professional context: *“the act of entering into a working agreement with a company is very different than just the act of using a service like Google search. If you’re signing up to work at a company or to go to a school, I think there’s a much more reasonable degree to which they can have restrictions or have access to certain elements of your data.”* Another element of this theme was a desire from three participants for community collectives to help protect the security of software applications or provide other data-driven features, such that the individual user neither has to do these things themselves nor surrender their data to a large tech company to provide these features. Organizational authority and trust was mentioned by 4 participants for operating systems, 5 participants for browsers, 4 participants for email, 4 participants for search engines, 3 participants for social media, 3 participants for chat applications, and was mentioned by 11 unique participants.

Using community machines differently encompasses participant comments that they do not use community software for personal usage (especially when that community is their workplace), thus they are comfortable with control at the community level because they are not sharing any personal data. Using community machines differently was mentioned by 3 participants for operating systems, 2 participants for browsers, 1 participant for email, 1 participant for search engines, 1 participant for chat applications, and was mentioned by 6 unique participants.

Productivity relates to optimizing the use of different tools. In the workplace context this could mean getting “*the sense of the patterns of work, tools that are being used*” (P12) from operating system or browsing data. In the context of a community-run social media platform, this could mean an administrator having access to user data for the purpose of “*tailoring recommendations based on....what the group would be interested in*” (P6). Productivity was mentioned by 1 participant for browsers, 1 participant for search engines, 1 participant for social media, 1 participant for chat applications, and was mentioned by 4 unique participants.

Collective corporate resistance refers to the sentiment that community organizations could protect users from corporate abuses better than an individual user could protect themselves. P9 said, “*The responsibility shouldn’t go to the individual. From an individual level, it’s hard to hold the corporation accountable because you don’t have power as one person.*” Collective corporate resistance was mentioned by 1 participant for operating systems, 1 participant for browsers, 1 participant for email, 1 participant for search engines, and was mentioned by 3 unique participants.

Aligning behaviors with group goals refers to acceptable use of community-owned machines (e.g., as P5 said, “*if they’re installing stuff they’re not supposed to be installing, like I gave [a computer] to someone for work and they downloaded Minecraft. Or, if they’re mining Bitcoin with their computer instead of using it for school*”), respectful conduct on email, chat, and social media applications (e.g., no hate speech or harassment), and keeping forums on topic (e.g., as P7 said, “*we’re a soccer group. We don’t want to be publishing about crafts or science*”). Aligning behaviors with group goals was mentioned by 6 participants for operating systems, 8 participants for browsers, 5 participants for email, 5 participants for search engines, 8 participants for social media, 8 participants for chat applications, and was mentioned by 15 unique participants.

6.2.3 Platform Level: The overarching themes for why participants selected the platform level of control were **operational reliability**, **user experience**, **assuming less privacy in usage**, and **free to use**.

Operational reliability pertains to a platform’s ability to automatically fix bugs and protect security. It was mentioned by 1 participant for operating systems, 1 participant for browsers, 1 participant for social media, and was mentioned by 3 unique participants.

User experience relates to a platform’s ability to improve user experience and build new features because of the large amounts of data collected. Our participants mentioned features like improved AI models and search results, spam filters, content recommendation algorithms, and trend forecasting. User experience was mentioned by 1 participant for operating systems, 2 participants for browsers, 3 participants for email, 5 participants for search engines, 4 participants for social media, 1 participant for chat applications, and was mentioned by 6 unique participants.

Assuming less privacy in usage means that on certain software platforms or in certain contexts, users will not store sensitive data. Because of the actions they take personally to protect their data, they are comfortable with the platform level of control. P9 explained that he assumes anything he searches on Google could be used as training data for algorithms and thus doesn’t search for sensitive things: “*I’m communicating with the machine on my Google searches. So there’s kind of a reasonable expectation that that they can train on my data.*” P3, a university employee who works with sensitive student data, shared how she takes personal ownership to protect student data: “*If a student sends me a*

transcript and it has a social security number on it, I'm gonna delete that file from my computer." Assuming less privacy in usage was mentioned by 1 participant for operating systems, 2 participants for search engines, and was mentioned by 3 unique participants.

Free to use relates to a software application being free to use because of user data collection for targeted advertising and other purposes. Free to use was mentioned by 2 participants for browsers, 2 participants for social media, and was mentioned by 3 unique participants.

6.3 What other attitudes emerged from the interviews?

We asked participants to definitively pick what they thought was the most necessary level of control. In many occasions, the reason why participants chose a particular level was nuanced, or participants wanted to qualify their answers. We coded the nuances and qualifications and grouped these codes into the following themes: **desiring platform control under better conditions**, **user-level preference but platform-level necessity**, **limiting data controlled at the platform level**, and **limitations of community control**.

Desiring platform control under better conditions embodies the sentiment that our participants would like the benefits of having platforms control their data in an ideal world, but do not trust "big tech" to do so responsibly. Some participants expressed a desire for greater regulation on how platforms use their data such that they could trust a platform level of control. P13 described it this way: *"I might think differently if there were stronger safeguards, where people didn't have to worry...I think that government regulation should be the goal."* All participants who expressed this sentiment ultimately chose a user level of control. Desiring platform control under better conditions was mentioned by 2 participants for operating systems, 2 participants for browsers, 1 participant for email, 3 participants for search engines, 1 participant for social media, 1 participant for chat applications, and was mentioned by 8 unique participants.

User-level preference but platform-level necessity embodies an opposite sentiment to the previous theme: in this case, participants desired the user level of control of their data but thought the platform level was necessary for its benefits, such as making platforms free. P2 expressed this sentiment as, *"ideally [control] would be at the user level, but I just don't think that's realistic in the current [economic] model."* User-level preference but platform-level necessity was mentioned by 2 participants for browsers, 2 participants for email, 2 participants for search engines, 2 participants for social media, 1 participant for chat applications, and was mentioned by 2 unique participants.

Limiting data controlled at the platform level is the sentiment that while it's important to have some data be controlled at the platform level, this data should be limited in scope, for example data about operating system crashes, or should require informed consent before sharing. P12 said, *"some of the data I don't mind [sharing]...the system operations, technical stuff."* Limiting data controlled at the platform level was mentioned by 4 participants for operating systems, 2 participants for browsers, 2 participants for search engines, 2 participants for social media, and was mentioned by 6 unique participants.

Limitations of community control encompasses participant concerns with the community level of control even when selecting that as the necessary level. Some participants particularly highlighted concerns with worker surveillance when the community in question is an employer. Limitations of community control was mentioned by 2 participants for operating systems, 1 participant for browsers, 1 participant for search engines, 1 participant for social media, 1 participant for chat applications, and was mentioned by 3 unique participants.

7 Comparison of Actual Levels of Control and User-Identified Necessary Levels of Control

In this section, we will discuss if subsidiarity is upheld for the different software application types we studied based on the levels of control we determined in the data flow monitoring and what level of control our interview participants thought was the necessary level for that type of software. Although our data flow monitoring was only able to distinguish “lower” and “higher” levels of control, for the purpose of comparison we will equate lower levels of control determined from data flow monitoring with user-level control, and higher levels of control determined from data flow monitoring with platform-level control. We will only consider interview participant responses for necessary level of control in the personal usage case, since our data flow monitoring did not detect data flows to community organizations. (We will address participant desires for community-level control in the discussion.) Although a majority of our interview participants wanted user-level control for all software types, we distinguish between cases of a *strong majority* (12-16 participants wanting user-level control) and a *weak majority* (8-11 wanting user-level control, and 4-7 wanting platform-level control). In the cases of weak majority, because more participants wanted platform level of control compared to the strong majority, we discuss options for both user and platform level of control.

For **operating systems**, a strong majority wanted user-level control. We found that Ubuntu provides lower-level control, so subsidiarity is able to be achieved for operating systems.

For **browsers**, a weak majority wanted user-level control. None of the browsers we studied provided lower-level control. For the weak minority wanting platform-level control of browsers, subsidiarity is able to be achieved with the browsers we studied.

For **email**, a strong majority wanted user-level control. We found that Proton Mail provides lower-level control, so subsidiarity is able to be achieved for email.

For **search engines**, a weak majority wanted user-level control. We found that both Duck Duck Go and Brave Search provide lower-level control. The weak minority wanting platform-level control can use Google Search, which we found operates at a higher level of control. Thus, subsidiarity is able to be achieved for search engines.

For **social media**, a weak majority wanted user-level control. None of the social media applications we studied operate at a lower level of control. Thus, subsidiarity is not achieved with those social media applications.

For **chat applications**, a strong majority wanted user-level control. None of the chat applications we studied operate at a lower level of control. Thus, subsidiarity is not achieved with those chat applications.

8 Discussion

We discuss the design implications of our findings, including how the principle of subsidiarity can inform what to build, the implications of greater trust in communities over corporations, limitations, and opportunities for future work.

8.1 Design Implications: Violations of Subsidiarity Can Show Us What To Build

The principle of subsidiarity helps us discern when control should be in the hands of the user and when it is necessary to move control to a higher level to achieve some better outcome for users. The level of control that a majority of users identify as necessary for a particular type of software can inform what types of products to build: both when to prioritize giving users full control over their data, and when users may be okay with automatically sharing their data in return for better features. In light of this, we will discuss two software types with particularly salient findings from this study: chat applications and search engines.

8.1.1 Improving Chat Applications. Chat applications were the only software type where our participants unanimously wanted user-level control for personal usage. Yet, neither of the chat applications we considered offered user-level control, and Slack was the most egregious across all software types in contacting advertising platforms. Furthermore, one of the themes for why participants wanted privacy in chat applications (as well as email and social media) was because of an *expectation of privacy because of the design and purpose of the application*. In other words, because chat applications make the user think they are having a private conversation, there is a greater expectation of privacy in comparison to applications like search engines. While some chat platforms not included in our study may likely offer a user-level of control (for example Telegram, especially with its strictest privacy controls), our interview results indicate that it is unacceptable that *any* chat application would not have strong protections over user privacy. Chat applications should be better designed to protect user privacy by default, following design guidelines such as *Privacy by Design* [10], or at the very least require informed consent or have greater transparency if user data will be collected. An element of this transparency — for all platforms, not just chat applications — is related to the platform’s design. Platforms designed in ways that make users think they are private should not collect data unexpectedly, and conversely, platforms that will collect data should be designed in ways that give the user this expectation.

8.1.2 Search. With search engines, we found a situation almost opposite to that with chats. In the case of search engines, more of our participants were open to a platform level of control. However, two out of the three search engines that we evaluated operated at a user level of control. While it is still important for these platforms to exist to cater to those who want a user-level of control, there is a discrepancy: more users find a platform level of control necessary for search engines compared to chat applications, yet there are multiple options for search engines that offer a user level of control. Considering which software types have the most votes for the user-level of control can help us prioritize which software types to build more privacy-focused alternatives for.

8.2 Trust in Communities Over Corporations

Our interviews revealed a greater trust in community organizations — whether these are workplaces, schools, or special interest groups — over “big tech” corporations. In many cases for our participants, the question was not *if* they wanted their data controlled at a level higher than the user level, the question was *who* is this higher level? When discussing community contexts, our participants highlighted that the community providing the software to them has a *right* to control their data. However, they predominantly did not mention such a right when discussing the technology company that built the software, even though the software is, in a sense, being provided to them by the company. This underscores a difference in understanding of the rights of those *developing* the technology and those *administering* the technology in terms of who has access to data. In addition to a different understanding of rights of access, there were also differing levels of trust in community organizations compared to tech companies. Our participants frequently mentioned a distrust of large tech companies, but also frequently mentioned they trust community-level institutions because of their different incentives and because they operate at a smaller scale. Additionally, a few participants mentioned a desire for something that we don’t currently see existing: community collectives to help protect security or provide higher-level features typically provided by tech companies and powered by automatic data collection. Our participants want these higher-level features but are more comfortable sharing their data at the community level to receive them. We encourage this as a new direction.

8.3 Limitations and Future Work

Data flow monitoring comes with a number of inherent limitations. Because the packets were encrypted, we were not able to read their contents. Thus, when we observed data transfers, we could not say for sure if the data is sensitive user data or not. We did our best to mitigate this by only considering larger packets, but the approach is not foolproof. Nevertheless, we hope that even if our data analysis approach is not absolutely precise, it still can provide a general sense of what is going on.

Another limitation lies in the software we studied, especially in certain categories. For example, in the chat application category we did not observe any applications that operated at a lower level of control, but our results may have been different if we included additional applications, such as Signal or Telegram. We recommend future work investigating more software platforms, especially chat applications.

Finally, our interview sample consisted of graduate students and employees from our university. Thus, everyone in our participant group holds at least a bachelors degree, and many of our participants hold masters degrees or higher. While a higher level of education among our participants may have increased participants' familiarity with privacy concerns in technology and thus likely allowed them to give more informed responses, it also may have biased their responses. Additionally, recruiting from our university meant that all interview participants currently reside in the Midwestern United States. While many of our participants were not originally from the Midwest, and some were not originally from the United States, there are still potential perspectives lost from this sample that would have surfaced in a more globally diverse interview pool. Given that perspectives of privacy can differ cross-culturally [37], there is value in future work that investigates if cultural differences impact an understanding of which level of control is necessary in different technologies.

9 Conclusion

We proposed the principle of subsidiarity as a relevant critical lens through which to determine appropriate levels of control for software. We then applied the principle of subsidiarity to evaluate the tradeoffs between complete data privacy and automatic data collection in return for improved user experience. We did this by determining the level of control different everyday software platforms operate at through data flow monitoring, interviewing computer users to determine the level of control they find necessary for data on different types of software platforms, and comparing any mismatches in these findings. We found that our participants wanted user-level control for all software types, but were more willing to have platform-level control for browsers, search engines, and social media. In the case of group technology usage, our participants predominantly wanted control at the community level. We found the biggest violation of subsidiarity in chat applications: our participants wanted the greatest privacy in chat applications compared to the other software types, but none of the chat applications we studied offered a lower level of control. We encourage the development of more privacy-focused chat applications, and encourage the amount of privacy a platform provides to reflect the level of privacy users assume they will have based on its design. We additionally encourage greater control at the community level, which could help to bridge user desires for higher levels of control with distrust of large tech companies. Thus, the principle of subsidiarity is not just effective in considering how to bring greater autonomy back to the users, but also to creatively imagine new forms of governance that may better serve users in comparison to the current regime.

References

- [1] [n. d.]. <https://www.wireshark.org>

- [2] [n. d.]. <https://brave.com/compare/>
- [3] [n. d.]. https://www.reddit.com/r/privacytoolsIO/comments/pbg9ep/protonmail_app_sending_tracker_information_to_aws/
- [4] [n. d.]. IPAPI. <https://ipapi.co>
- [5] [n. d.]. Subsidiarity. Wikipedia, The Free Encyclopedia. <https://en.wikipedia.org/wiki/Subsidiarity> Accessed: 2025-09-01.
- [6] Benedict XVI. 2009. Encyclical Letter Caritas in veritate. https://www.vatican.va/content/benedict-xvi/en/encyclicals/documents/hf_ben-xvi_enc_20090629_caritas-in-veritate.html. Published on June 29, 2009, by the Holy See.
- [7] Amel Bourdouce and Janne Lindqvist. 2024. Privacy of Default Apps in Apple's Mobile Ecosystem. In *Proceedings of the 2024 CHI Conference on Human Factors in Computing Systems* (Honolulu, HI, USA) (CHI '24). Association for Computing Machinery, New York, NY, USA, Article 786, 32 pages. doi:10.1145/3613904.3642831
- [8] Virginia Braun and Victoria Clarke. 2019. Reflecting on reflexive thematic analysis. *Qualitative research in sport, exercise and health* 11, 4 (2019), 589–597.
- [9] Darion Cassel, Su-Chin Lin, Alessio Buraggina, William Wang, Andrew Zhang, Lujo Bauer, Hsu-Chun Hsiao, Limin Jia, and Timothy Libert. 2022. Omnicrawl: Comprehensive measurement of web tracking with real desktop and mobile browsers. *Proceedings on Privacy Enhancing Technologies* (2022).
- [10] Ann Cavoukian et al. 2009. Privacy by design: The 7 foundational principles. *Information and privacy commissioner of Ontario, Canada* 5, 2009 (2009), 12.
- [11] Quan Chen, Panagiotis Ilia, Michalis Polychronakis, and Alexandros Kapravelos. 2021. Cookie swap party: Abusing first-party cookies for web tracking. In *Proceedings of the Web Conference 2021*. 2117–2129.
- [12] Louisa Conwill, Megan K. Levis, Karla Badillo-Urquiola, and Walter J. Scheirer. 2025. Design Patterns for the Common Good: Building Better Technologies Using the Wisdom of Virtue Ethics. In *Proceedings of the 2025 CHI Conference on Human Factors in Computing Systems* (Yokohama, Japan) (CHI '25). Association for Computing Machinery, New York, NY, USA, Article 831, 23 pages. doi:10.1145/3706598.3713546
- [13] Kovila PL Coopamootoo, Maryam Mehrnezhad, and Ehsan Toreini. 2022. "I feel invaded, annoyed, anxious and I may protect myself": Individuals' Feelings about Online Tracking and their Protective Behaviour across Gender and Country. In *31st USENIX Security Symposium (USENIX Security 22)*. 287–304.
- [14] Micah Cowell. 2016. The Basics of Ricing Linux. <https://jje-fang.github.io/blog/basics-of-ricing>
- [15] Kimberly Craven, Walter J. Scheirer, Erik Erlandson, Michal Rosen-Zvi, Cara Delia, and Jason Brooks. 2025. What Should Open Source AI Mean? *Red Hat Research Quarterly* 7, 1 (summer 2025), 23–26. https://research.redhat.com/wp-content/uploads/2025/07/RHRQ_Summer25_WEB.pdf
- [16] Peter Eckersley. 2010. How unique is your web browser?. In *International Symposium on Privacy Enhancing Technologies Symposium*. Springer, 1–18.
- [17] Steven Englehardt and Arvind Narayanan. 2016. Online tracking: A 1-million-site measurement and analysis. In *Proceedings of the 2016 ACM SIGSAC conference on computer and communications security*. 1388–1401.
- [18] Pontifical Council for Justice and Peace. 2004. *Compendium of the Social Doctrine of the Church*. USCCB Publishing.
- [19] Julien Gamba, Mohammed Rashed, Abbas Razaghpahan, Juan Tapiador, and Narseo Vallina-Rodriguez. 2020. An Analysis of Pre-installed Android Software. In *2020 IEEE Symposium on Security and Privacy (SP)*. 1039–1055. doi:10.1109/SP40000.2020.00013
- [20] Phillipa Gill, Vijay Erramilli, Augustin Chaintreau, Balachander Krishnamurthy, Konstantina Papagiannaki, and Pablo Rodriguez. 2013. Best paper – Follow the money: understanding economics of online aggregation and advertising. In *Proceedings of the 2013 Conference on Internet Measurement Conference* (Barcelona, Spain) (IMC '13). Association for Computing Machinery, New York, NY, USA, 141–148. doi:10.1145/2504730.2504768
- [21] Andy Greenberg and Lily Hay Newman. 2024. The WIRED Guide to Protecting Yourself From Government Surveillance. <https://www.wired.com/story/the-wired-guide-to-protecting-yourself-from-government-surveillance/>
- [22] Amy A Hasinoff and Nathan Schneider. 2022. From scalability to subsidiarity in addressing online harm. *Social Media+ Society* 8, 3 (2022), 20563051221126041.
- [23] Kashmir Hill. 2019. Life Without the Tech Giants. <https://gizmodo.com/life-without-the-tech-giants-1830258056>
- [24] Anna Ida Hudig and Jatinder Singh. 2025. Intimate Data Sharing: Enhancing Transparency and Control in Fertility Tracking. In *Proceedings of the 2025 CHI Conference on Human Factors in Computing Systems* (Yokohama, Japan) (CHI '25). Association for Computing Machinery, New York, NY, USA, Article 1184, 24 pages. doi:10.1145/3706598.3714089
- [25] Arjaldo Karaj, Sam Macbeth, Rémi Berson, and Josep M Pujol. 2018. Whotracks. me: Monitoring the online tracking landscape at scale. *CoRR, abs/1804.08959* (2018).
- [26] Os Keyes, Josephine Hoy, and Margaret Drouhard. 2019. Human-computer insurrection: Notes on an anarchist HCI. In *Proceedings of the 2019 CHI conference on human factors in computing systems*. 1–13.
- [27] Balachander Krishnamurthy and Craig Wills. 2009. Privacy diffusion on the web: a longitudinal perspective. In *Proceedings of the 18th international conference on World wide web*. 541–550.
- [28] Ada Lerner, Anna Kornfeld Simpson, Tadayoshi Kohno, and Franziska Roesner. 2016. Internet jones and the raiders of the lost trackers: An archaeological study of web tracking from 1996 to 2016. In *25th USENIX Security Symposium (USENIX Security 16)*.
- [29] Ilaria Liccardi, Joseph Pato, Daniel J Weitzner, Hal Abelson, and David De Roure. 2014. No technical understanding required: Helping users make informed choices about access to their personal data. In *Proceedings of the 11th International Conference on Mobile and Ubiquitous Systems: Computing, Networking and Services*. 140–150.
- [30] Jacques Linder. 2024. "Wherein Justice Dwelleth:" The Catholic Worker Movement and Political Theology Today. 50–55 pages.

- [31] Shaoor Munir, Sandra Siby, Umar Iqbal, Steven Englehardt, Zubair Shafiq, and Carmela Troncoso. 2023. Cookiegraph: Understanding and detecting first-party tracking cookies. In *Proceedings of the 2023 ACM SIGSAC Conference on Computer and Communications Security*. 3490–3504.
- [32] PewDiePie. 2025. I installed Linux (so should you). https://www.youtube.com/watch?v=pVI_smLgTY0
- [33] Nathan Reitering, Bruce Wen, Michelle L Mazurek, and Blase Ur. 2024. What does it mean to be creepy? Responses to visualizations of personal browsing activity, online tracking, and targeted ads. *Proceedings on Privacy Enhancing Technologies* 2024, 3 (2024).
- [34] Franziska Roesner, Tadayoshi Kohno, and David Wetherall. 2012. Detecting and defending against {Third-Party} tracking on the web. In *9th USENIX Symposium on Networked Systems Design and Implementation (NSDI 12)*. 155–168.
- [35] Benjamin Saunders, Julius Sim, Tom Kingstone, Shula Baker, Jackie Waterfield, Bernadette Bartlam, Heather Burroughs, and Clare Jinks. 2018. Saturation in qualitative research: exploring its conceptualization and operationalization. *Quality & quantity* 52, 4 (2018), 1893–1907.
- [36] Sebastian Schelter and Jérôme Kunegis. 2016. Tracking the trackers: A large-scale analysis of embedded web trackers. In *Proceedings of the International AAAI Conference on Web and Social Media*, Vol. 10. 679–682.
- [37] Sabine Treppe, Leonard Reinecke, Nicole B Ellison, Oliver Quiring, Mike Z Yao, and Marc Ziegele. 2017. A cross-cultural perspective on the privacy calculus. *Social Media+ Society* 3, 1 (2017), 2056305116688035.
- [38] Blase Ur, Pedro Giovanni Leon, Lorrie Faith Cranor, Richard Shay, and Yang Wang. 2012. Smart, useful, scary, creepy: perceptions of online behavioral advertising. In *proceedings of the eighth symposium on usable privacy and security*. 1–15.
- [39] Max Van Kleek, Ilaria Liccardi, Reuben Binns, Jun Zhao, Daniel J Weitzner, and Nigel Shadbolt. 2017. Better the devil you know: Exposing the data sharing practices of smartphone apps. In *Proceedings of the 2017 CHI Conference on Human Factors in Computing Systems*. 5208–5220.
- [40] Ben Weinschel, Miranda Wei, Mainack Mondal, Euirim Choi, Shawn Shan, Claire Dolin, Michelle L Mazurek, and Blase Ur. 2019. Oh, the places you’ve been! User reactions to longitudinal transparency about third-party web tracking and inferencing. In *Proceedings of the 2019 ACM SIGSAC Conference on Computer and Communications Security*. 149–166.
- [41] Shoshana Zuboff. 2018. *The Age of Surveillance Capitalism: The Fight for a Human Future at the New Frontier of Power* (1st ed.).

A A Deeper Dive Into Unexpected Endpoints Contacted During Activity

To determine the level of control an application operated at, we only considered if application data was transferred while the software ran idle, and if any unexpected endpoints were contacted at all. Thus, the application data transferred to unexpected endpoints was not a determining factor in the level of control. Yet, it is still interesting to consider how much application data was transferred to unexpected endpoints, to determine if they are collecting user data.

In our analysis approach in the paper, we focused on only transfers of application data over 1000 bytes, as transfers of application data under 1000 bytes were likely to be encrypted keep-alives or heartbeats. However in the case of unexpected endpoints, we observed that while most of the application data transfers in these cases were under 1000 bytes, many had at least one data transfer between 350 and 1000 bytes, and very few of the data transfers resembled the regular patterns of application data transfer observed for heartbeats or keep alives (e.g. every 30 or 60 seconds). Thus, although the application data transfers in these cases were under our threshold, we report them as they may not be simple keep alives. For these cases, we report the number of data transfers to that unexpected IP and the largest application data transfer size in number of bytes. We report these results in Figure 17.

We observe from Figure 17 that Slack transfers application data to the most unexpected endpoints (6 per browser experiment), and the majority of the largest application data transfers from Slack are between 400 and 1050 bytes. Instagram transfers application data to unexpected foreign (from the perspective of the United States) endpoints, and especially has some larger (700-900 bytes) application data transfers to GetLinks SMC (based in Pakistan) and Coscom Reliability (based in Uzbekistan). On the other end of the spectrum, X and Discord both contacted Google on Brave but transferred 0 bytes of application data.

Although all but one of the largest application data transfer were under our threshold of 1000 bytes, because many of the largest transfers were between 500 and 1000 bytes on both Instagram and Slack, and because Instagram and Slack had the most unexpected endpoints, we highlight these two platforms as platforms that particularly exercise a higher level of control.

Application	Browser	Organization	Number of Transfers of Application Data	Largest Application Data Transfer Size (in bytes)
Gmail	Chrome	Amazon	4	355
Instagram	Chrome	GetLinks SMC	5	884
		Horizon Scope Mobile	1	130
		Reliance Jio	0	0
	Firefox	Coscom Reliability	7	785
	Brave	Telecom Algeria	4	481
TikTok	Brave	Google	9	399
X	Brave	Google	0	0
Slack	Chrome	Microsoft	24	568
		Rubicon Project	2	731
		AS Criteo	4	594
		Rocketfuel	2	1038
		Rhythmone	4	612
		Appnexus	4	583
		Facebook	0	0
	Firefox	Microsoft	9	405
		Rubicon Project	3	609
		AS Criteo	6	479
		Rocketfuel	4	876
		AS Outbrain	7	672
		Appnexus	5	439
Discord	Firefox	Microsoft	5	158
	Brave	Google	0	0

Fig. 17. The applications that had data transfers to unexpected endpoints while taking an action, with the number of transfers of application data to that endpoint and the size in bytes of the largest application data transfer to that endpoint.