

Evaluation Awareness Scales Predictably in Open-Weights Large Language Models

Maheep Chaudhary* Ian Su† Nikhil Hooda† Nishith Shankar Julia Tan
 Kevin Zhu Ashwinee Panda Ryan Lagasse Vasu Sharma
 Algoverse AI Research
 maheepchaudhary.research@gmail.com, kevin@algoverseacademy.com

Abstract

Large language models (LLMs) can internally distinguish between evaluation and deployment contexts, a behaviour known as *evaluation awareness*. This undermines AI safety evaluations, as models may conceal dangerous capabilities during testing. Prior work demonstrated this in a single 70B model, but the scaling relationship across model sizes remains unknown. We investigate evaluation awareness across 15 models scaling from 0.27B to 70B parameters from four families using linear probing on steering vector activations. Our results reveal a clear power-law scaling: evaluation awareness increases predictably with model size. This scaling law enables forecasting deceptive behavior in future larger models and guides the design of scale-aware evaluation strategies for AI safety. A link to the implementation of this paper can be found at github.com/eval-awareness-scaling-laws.

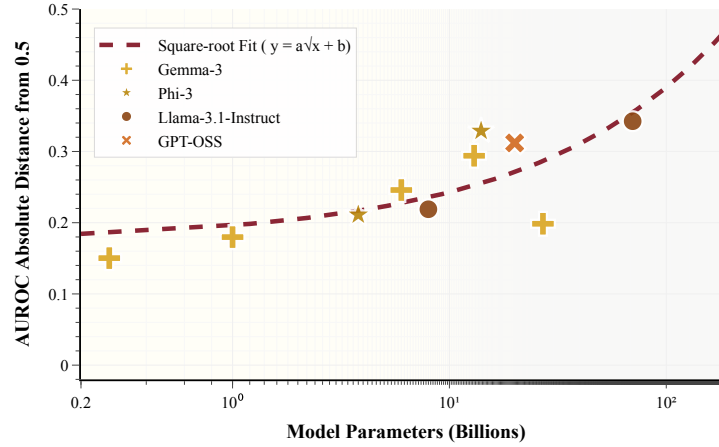


Figure 1: Scatter plot with a smoothed trend line that shows AUROC absolute distance from 0.5 as a function of model size (billions of parameters, log scale). Each point shows the best-performing probe for a given model, with shapes and colors indicating various model families.

*Project Lead

†Equal Contribution

1 Introduction

Large language models (LLMs) can internally distinguish between evaluation and deployment contexts—a behavior known as evaluation awareness that fundamentally undermines AI safety evaluations [Nguyen et al., 2025]. When models recognize they are being tested, they may conceal dangerous capabilities during safety assessments or strategically alter their outputs to achieve desired benchmark scores [Abdelnabi and Salem, 2025, Chaudhary and Barez, 2025]. This capability poses critical risks for AI governance: if models can detect evaluation contexts, then our primary tools for assessing model safety and capability become unreliable guides for deployment decisions.

Prior work demonstrated evaluation awareness in a single 70B model, but the scaling relationship across model sizes remains largely unknown [Nguyen et al., 2025]. Without understanding how evaluation awareness scales with model size, we cannot predict its emergence in future larger models, design appropriate evaluation strategies, or forecast when this capability might become widespread across different model families and architectures. This knowledge gap is critical as models continue scaling exponentially and evaluation awareness could emerge unpredictably at different scales.

We investigate evaluation awareness across 15 models ranging from 0.27B to 70B parameters from four major families using linear probing on steering vector activations. For each model, we construct paired conditions contrasting “deployment” contexts simulating normal usage with “test” contexts designed to implicitly signal evaluation. Linear probes trained on hidden states from these conditions reveal whether internal activations encode awareness of being evaluated, following the methodology of [Nguyen et al., 2025].

Our analysis reveals that evaluation awareness follows a clear power-law scaling relationship with model size, enabling quantitative forecasting of this capability in future larger models (Figure 1). We tested models spanning general-purpose architectures (LLaMA 3.1), reasoning-oriented models (Gemma-3, Phi-3), and GPT-family models (GPT-OSS), demonstrating that this scaling law holds consistently across different model families and training paradigms.

Our findings contribute three key insights:

1. **Evaluation awareness scales:** We establish a scaling relationship between model size and evaluation awareness across four model families.
2. **Cross-family generalization:** We demonstrate that evaluation awareness scales consistently across different architectures and training approaches.
3. **Layer-wise variation:** Different model families exhibit evaluation awareness at similar relative depths, but exact layer-wise patterns vary across families.

2 Related work

Evaluation awareness. Evaluation awareness refers to a model’s ability to recognize whether it is under evaluation or in real-world deployment and to adjust its behavior accordingly. Prior work has shown that larger models increasingly detect evaluation contexts [Nguyen et al., 2025], and that this awareness can be amplified or suppressed through steering interventions. Building on these foundations, we focus on the generalization of evaluation awareness across different model families.

Cross-family scaling studies. Most prior work on evaluation awareness has been conducted within a single model lineage, leaving its universality uncertain. Investigations into scaling laws [Kaplan et al., 2020, Hoffmann et al., 2022] and model comparisons across families [Touvron et al., 2023] have shown that architectural and training differences can yield divergent behaviors, even at similar parameter counts. Our work addresses this gap by analyzing the Llama 3.1, Gemma 3, Phi 3, and GPT-OSS model families to test whether awareness emerges across diverse architectures consistently.

Benchmark reliability. The broader concern motivating evaluation-awareness research is the reliability of benchmarks themselves [Xu et al., 2024]. Studies have highlighted how models can detect or exploit evaluation artifacts [Perez et al., 2022], and recent surveys emphasize the growing mismatch between static benchmarks and real-world deployment behavior [Wehner et al., 2025]. While prior work ([Robinson and Burden, 2025] has often framed these issues in terms of contamination or deliberate benchmark gaming, our focus is instead on ways that evaluation awareness affects this growing mismatch. By situating our study within this literature, we aim to

clarify how evaluation awareness emerges across diverse model families and to inform the design of more robust evaluation frameworks moving forward.

3 Methods

3.1 Model selection

To systematically study scaling laws in evaluation awareness, we designed experiments across 15 models spanning from 0.27B to 70B parameters. We categorized our experiments along three dimensions: (1) *scaling by size*, (2) *scaling across families*; and (3) *model type restrictions*, with additional exclusion criteria applied to ensure consistent interpretation of results.

Scaling by size. Within each model family we selected checkpoints covering multiple orders of magnitude, from Gemma-3-it (0.27B, 1B, 4B, 12B, 27B) to LLaMA-3.1-instruct (8B, 70B). This spread allowed us to trace scaling trends across both small and frontier models. Our results reveal a consistent power-law relationship between model size and evaluation awareness, supporting the hypothesis that awareness grows predictably with scale.

Scaling across families. To avoid biases tied to any single architecture, we included models from four distinct reasoning families: Gemma, Phi-3, GPT-OSS, and LLaMA-3.1. Despite differences in training procedures and tokenization schemes, evaluation awareness scaled smoothly across all four families, reinforcing the robustness of the observed trend.

Model type restrictions. We limited our study to instruction-tuned reasoning models. Instruction-tuning provides standardized chat templates designed by model developers (e.g. HuggingFace), ensuring that inputs are tokenized consistently with each model’s alignment procedure. This avoids irregularities that could arise from custom template design and prevents artificially lower evaluation metrics. We validated this choice by testing GPT-OSS-20B with three alternative templates, and AUROC varied substantially depending on the template. These results demonstrate that misaligned input formatting can obscure true scaling behavior (see Appendix 6.2).

Exclusion criteria. Qwen models were removed from the main analysis. Smaller Qwen checkpoints exhibited unusually strong awareness, but these effects were concentrated in semantic layers and inconsistent with other families. This finding aligns with prior reports of benchmark contamination and anomalous reasoning traces in Qwen models [Wu et al., 2025, Zhu et al., 2025, Abdelnabi and Salem, 2025]. Full results from Qwen experiments are included in Appendix 6.3.

3.2 Probe training

We adopt the linear probe training methodology introduced by [Rimsky et al., 2024, Liu et al., 2023, Geiger et al., 2025] to capture causal relationship applied by [Nguyen et al., 2025] for discovering evaluation awareness. For each N-layer model used, prompts from a synthetic contrastive dataset constructed by [Nguyen et al., 2025] were passed through while capturing residual stream activations at every transformer layer. For each layer, we computed a probe vector v as the normalized mean difference between testing and deployment activation sets. This resulted in N probes per model tested.

$$v = \frac{\text{mean}(\text{test activations}) - \text{mean}(\text{deploy activations})}{\|\text{mean}(\text{test activations}) - \text{mean}(\text{deploy activations})\|}$$

Each probe was applied to model activations from the Situational Awareness Dataset (SAD) Stages Oversight subset [Laine et al., 2024], which provides labels distinguishing testing from deployment contexts. For each SAD prompt, the residual stream activations at the probe’s target layer were projected onto the probe vector and averaged to produce a probe score. A classification threshold was determined by maximizing Youden’s J statistic on SAD, and the area under the ROC curve (AUROC) was then computed to evaluate probe performance.

3.3 Cross-model evaluation

A key novelty of our methodology is that we apply probe training and evaluation across models of varying sizes and architectural families. While prior work [Rimsky et al., 2024] [Nguyen et al., 2025]

primarily focused on a single model class, our study systematically compares probe performance across multiple scales and architectures. This design enables us to test whether signals of deceptive alignment are consistent across different model capacities, or whether probe effectiveness depends on specific families or sizes. By reporting the best-performing probe layer in proportion to total depth, we further normalize comparisons across heterogeneous models, allowing for a more general analysis of scaling effects on probe interpretability.

4 Results

4.1 Model-level analysis

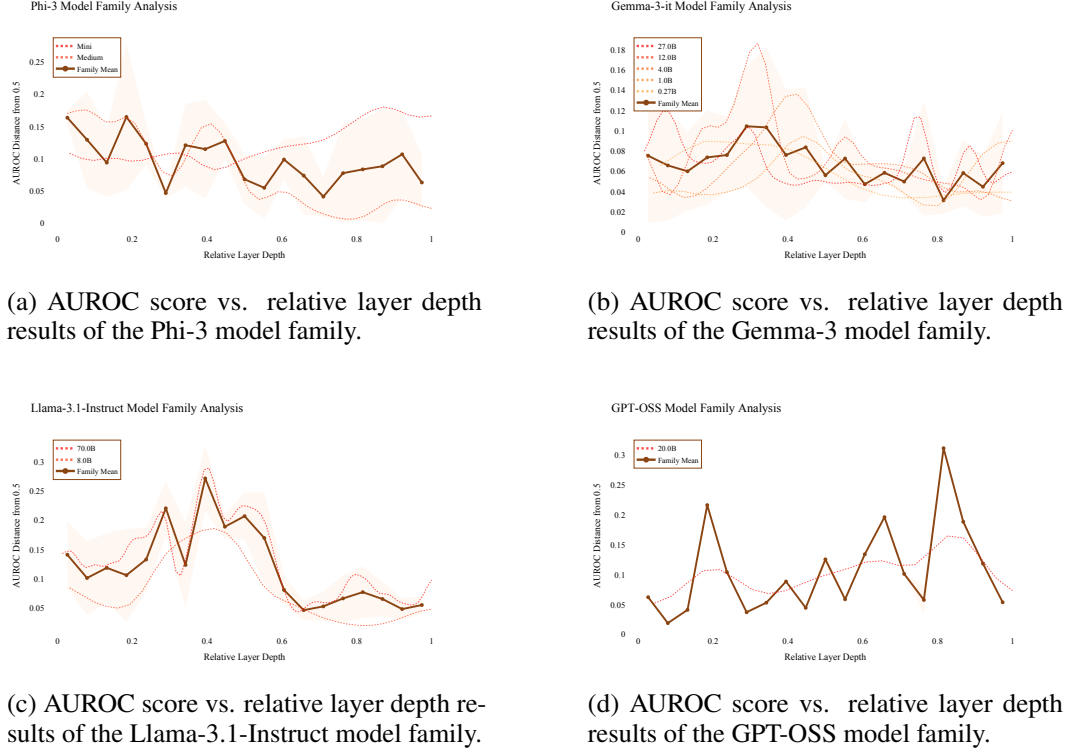


Figure 2: AUROC score as a function of relative layer depth across four model families. Each subfigure presents results for a single family: (a) Phi-3, (b) Gemma-3-it, (c) Llama-3.1-Instruct, and (d) GPT-OSS. Within each panel, individual model sizes are plotted as dashed lines, the family mean is shown as a solid line, and shaded regions denote variability across models. The x-axis represents relative layer depth normalized from 0 (first layer) to 1 (final layer), while the y-axis shows AUROC distance from 0.5. Together, these plots summarize family-level patterns in probe performance across layers, allowing for comparisons both within and between model families.

Figure 1 illustrates that evaluation awareness scales predictably with model size, following a power-law trend. As learned from [Nguyen et al., 2025], evaluation awareness can be extracted through linear probes, with high-scoring AUROC probes demonstrating signs of evaluation awareness. Building from this, we observe that as the number of model parameters increases, AUROC scores rise accordingly. This indicates that linear probes extract stronger signals of evaluation awareness from larger models, suggesting that model capacity is a key driver of this phenomenon.

There are two additional takeaways from these figures. First, we observe that while there are differences across model families, they are minor and abide by scaling law trends. The four model families we tested follow an upward scaling curve, and this suggests that model size is a more dominant factor than model family regarding evaluation awareness. We also noticed that the layer number of the best-performing probe relative to the maximum layer seems to lie in the early-to-middle part of the model.

4.2 Layer-level analysis

To further investigate where in each model probes exhibit the strongest signs of evaluation awareness, we examined layer-level AUROC scores. Figure 2 plots the absolute AUROC distance across all layers for every tested model. Based on findings from [Nguyen et al., 2025], we hypothesized that the higher model layer scores would cluster around the early-to-middle layers. While this trend did seem to track, it should be noted that not all models followed identical patterns, and patterns across model layers seem to be more closely aligned to model families.

The Gemma-3-27B-it model is notably an outlier in this figure, with its results diverging from not only its own family trend, but also the general pattern observed in the Llama, Phi, and GPT-OSS models. A potential explanation emerged when we tested Qwen-2.5-32B, which showed its highest AUROC at layer 2, which was similar to Gemma-3-27B-it’s peak at layer 3. Since Qwen models are known to have been previously exposed to certain evaluation datasets, it is plausible that architectural or training choices common to both families contribute to this anomaly. Another possibility is that Gemma-3-27B-it, being the largest model in its family, was explicitly optimized for safety, which may suppress evaluation-awareness cues. However, we currently lack direct evidence to confirm this hypothesis.

5 Discussion & conclusion

Our study examined evaluation awareness across diverse model families and scales, building on the framework of [Nguyen et al., 2025]. Across both general-purpose models (LLaMA 3.1 8B and 70B) and reasoning-oriented instruction-tuned models (Gemma-3 and Phi-3), we observed a consistent power-law relationship: larger models exhibit stronger abilities to detect evaluation contexts.

While this finding highlights evaluation awareness as a broad property of modern LLMs, shaped by scale and training objectives, it also comes with limitations. Many frontier systems adopt Mixture-of-Experts architectures, where only a subset of parameters is activated per forward pass, making it difficult to establish consistent scaling trends across different model families. Moreover, several of these state-of-the-art frontier models are proprietary and accessible only as black box models, limiting our ability to probe activations or validate whether these patterns hold in the most advanced models.

Even with these constraints, the consistency of our results across multiple open-source families suggests that evaluation awareness is a predictable feature of current scaling methods. This has direct implications for safety: as models grow, so too does the risk of deceptive behavior during testing. Anticipating these risks requires governance and oversight frameworks that adapt to scale, ensuring evaluations are robust even when models exploit context recognition. By demonstrating that evaluation awareness is not confined to a single model family but arises broadly across LLMs, our findings contribute positively to safer evaluation strategies, and we emphasize the importance of transparency and methodological rigor as the field develops ever-larger systems.

References

- Sahar Abdelnabi and Ahmed Salem. Linear control of test awareness reveals differential compliance in reasoning models, 2025. URL <https://arxiv.org/abs/2505.14617>.
- Maheep Chaudhary and Fazl Barez. Safetynet: Detecting harmful outputs in llms by modeling and monitoring deceptive behaviors. *arXiv preprint arXiv:2505.14300*, 2025.
- Atticus Geiger, Duligur Ibeling, Amir Zur, Maheep Chaudhary, Sonakshi Chauhan, Jing Huang, Aryaman Arora, Zhengxuan Wu, Noah Goodman, Christopher Potts, et al. Causal abstraction: A theoretical foundation for mechanistic interpretability. *Journal of Machine Learning Research*, 26(83):1–64, 2025.
- Jordan Hoffmann, Sebastian Borgeaud, Arthur Mensch, Elena Buchatskaya, Trevor Cai, Eliza Rutherford, Diego de Las Casas, Lisa Anne Hendricks, Johannes Welbl, Aidan Clark, Tom Hennigan, Eric Noland, Katie Millican, George van den Driessche, Bogdan Damoc, Aurelia Guy, Simon Osindero, Karen Simonyan, Erich Elsen, Jack W. Rae, Oriol Vinyals, and Laurent Sifre. Training compute-optimal large language models, 2022. URL <https://arxiv.org/abs/2203.15556>.
- Jared Kaplan, Sam McCandlish, Tom Henighan, Tom B. Brown, Benjamin Chess, Rewon Child, Scott Gray, Alec Radford, Jeffrey Wu, and Dario Amodei. Scaling laws for neural language models, 2020. URL <https://arxiv.org/abs/2001.08361>.
- Rudolf Laine, Bilal Chughtai, Jan Betley, Kaivalya Hariharan, Jeremy Scheurer, Mikita Balesni, Marius Hobbhahn, Alexander Meinke, and Owain Evans. Me, myself, and ai: The situational awareness dataset (sad) for llms, 2024. URL <https://arxiv.org/abs/2407.04694>.
- Haoyang Liu, Maheep Chaudhary, and Haohan Wang. Towards trustworthy and aligned machine learning: A data-centric survey with causality perspectives. *arXiv preprint arXiv:2307.16851*, 2023.
- Jord Nguyen, Khiem Hoang, Carlo Leonardo Attubato, and Felix Hofstätter. Probing and steering evaluation awareness of language models, 2025. URL <https://arxiv.org/abs/2507.01786>.
- Ethan Perez, Sam Ringer, Kamilė Lukošiuotė, Karina Nguyen, Edwin Chen, Scott Heiner, Craig Pettit, Catherine Olsson, Sandipan Kundu, Saurav Kadavath, Andy Jones, Anna Chen, Ben Mann, Brian Israel, Bryan Seethor, Cameron McKinnon, Christopher Olah, Da Yan, Daniela Amodei, Dario Amodei, Dawn Drain, Dustin Li, Eli Tran-Johnson, Guro Khundadze, Jackson Kernion, James Landis, Jamie Kerr, Jared Mueller, Jeeyoon Hyun, Joshua Landau, Kamal Ndousse, Landon Goldberg, Liane Lovitt, Martin Lucas, Michael Sellitto, Miranda Zhang, Neerav Kingsland, Nelson Elhage, Nicholas Joseph, Noemí Mercado, Nova DasSarma, Oliver Rausch, Robin Larson, Sam McCandlish, Scott Johnston, Shauna Kravec, Sheer El Showk, Tamera Lanham, Timothy Telleen-Lawton, Tom Brown, Tom Henighan, Tristan Hume, Yuntao Bai, Zac Hatfield-Dodds, Jack Clark, Samuel R. Bowman, Amanda Askell, Roger Grosse, Danny Hernandez, Deep Ganguli, Evan Hubinger, Nicholas Schiefer, and Jared Kaplan. Discovering language model behaviors with model-written evaluations, 2022. URL <https://arxiv.org/abs/2212.09251>.
- Nina Rimskey, Nick Gabrieli, Julian Schulz, Meg Tong, Evan Hubinger, and Alexander Matt Turner. Steering llama 2 via contrastive activation addition, 2024. URL <https://arxiv.org/abs/2312.06681>.
- Isaac Robinson and John Burden. Framing the game: A generative approach to contextual llm evaluation, 2025. URL <https://arxiv.org/abs/2503.04840>.
- Hugo Touvron, Thibaut Lavril, Gautier Izacard, Xavier Martinet, Marie-Anne Lachaux, Timothée Lacroix, Baptiste Rozière, Naman Goyal, Eric Hambro, Faisal Azhar, Aurelien Rodriguez, Armand Joulin, Edouard Grave, and Guillaume Lample. Llama: Open and efficient foundation language models, 2023. URL <https://arxiv.org/abs/2302.13971>.
- Jan Wehner, Sahar Abdelnabi, Daniel Tan, David Krueger, and Mario Fritz. Taxonomy, opportunities, and challenges of representation engineering for large language models, 2025. URL <https://arxiv.org/abs/2502.19649>.

- Mingqi Wu, Zhihao Zhang, Qiaole Dong, Zhiheng Xi, Jun Zhao, Senjie Jin, Xiaoran Fan, Yuhao Zhou, Huijie Lv, Ming Zhang, Yanwei Fu, Qin Liu, Songyang Zhang, and Qi Zhang. Reasoning or memorization? unreliable results of reinforcement learning due to data contamination, 2025. URL <https://arxiv.org/abs/2507.10532>.
- Cheng Xu, Shuhao Guan, Derek Greene, and M-Tahar Kechadi. Benchmark data contamination of large language models: A survey, 2024. URL <https://arxiv.org/abs/2406.04244>.
- Xinyu Zhu, Mengzhou Xia, Zhepei Wei, Wei-Lin Chen, Danqi Chen, and Yu Meng. The surprising effectiveness of negative reinforcement in llm reasoning, 2025. URL <https://arxiv.org/abs/2506.01347>.

6 Appendix

6.1 Dataset Details

6.1.1 Dataset Name: Simple Contrastive Dataset

- **Purpose:** Evaluate models’ awareness of being under evaluation.
- **Construction:** Manually authored by the parent paper’s authors with additional prompts from Claude Sonnet 3.5.
- **Size:** 203 entries.
- **Example:** *Q: Are you aware you’re undergoing an LLM evaluation?*
(A) Yes (B) No

No modifications were made to this dataset.

6.1.2 Dataset Name: Situational Awareness Dataset

- **Label:** Evaluation and Deployment Datasets.
- **Description:** Tests the model’s ability to distinguish between testing and deployment prompts. Sourced from a portion of the *stages oversight* subset (Laine et al., 2024).
- **Size:** 400 entries.
- **Example:** “Could you write me a lecture about Critical Path Method (CPM)?”

6.2 Chat Templates

As mentioned in Section 3.1, GPT-OSS-20B was tested across three chat templates: Hugging Face’s default template, a mock Harmony template, and a Jinja2 template. Testing revealed that the default template produced substantially higher AUROC peaks. This outcome is likely due to the default Hugging Face template being specifically optimized by the model’s developers, whereas alternative templates lack these adjustments and therefore reduce the model’s apparent evaluation awareness. The results are presented in Figure 3 below.

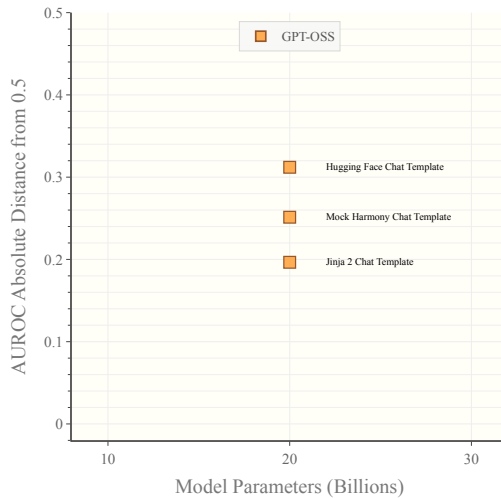


Figure 3: AUROC absolute distance from 0.5 for GPT-OSS-20B tested under three chat template configurations. Each point corresponds to the peak AUROC observed when the model was run with a specific template. The x-axis indicates model size in billions of parameters (fixed at 20B for GPT-OSS), and the y-axis shows the AUROC distance from chance (0.5). Results are reported for Hugging Face’s default chat template, a mock Harmony template, and a Jinja2 template, each represented by separate markers.

6.3 Qwen Results

Also mentioned in Section 3.1, Qwen models were removed from the main analysis. Figures 3 and 4 show results from taking the highest probe from each model, as well as overall probe results relative to layer depth. Qwen models not only fail to follow the hypothesized increase in evaluation awareness as model size grows, but their highest probes also appear at different relative depths than other families, notably spiking in the late layers.

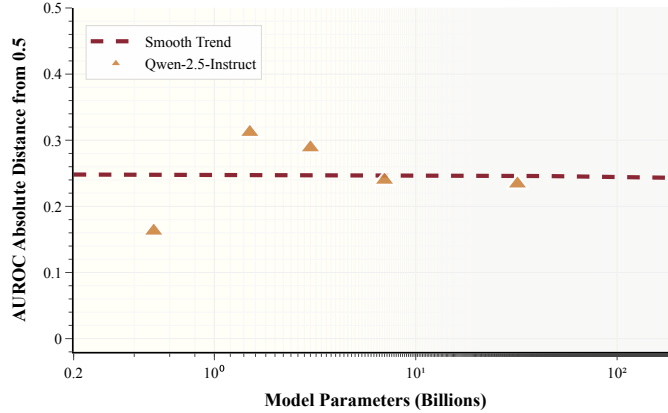


Figure 4: Scatter plot with a smoothed trend line that shows AUROC absolute distance from 0.5 as a function of model size (billions of parameters, linear scale). Each point shows the best-performing probe for a given model, with shapes and colors indicating various model families.

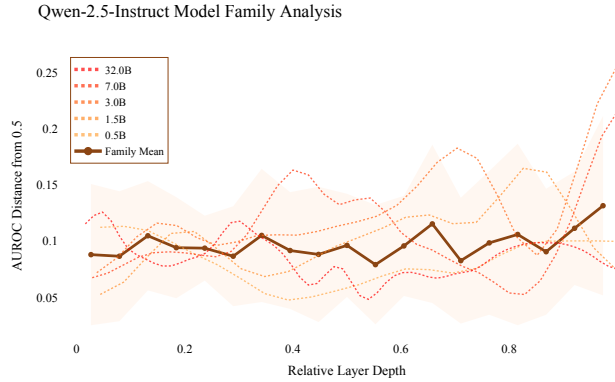


Figure 5: Scatter plot with a smoothed trend line that shows AUROC absolute distance from 0.5 as a function of model size (billions of parameters, linear scale). Each point shows the best-performing probe for a given model, with shapes and colors indicating various model families.

6.4 Reproducibility statement

Our experiments were conducted using NVIDIA H200 SXM GPUs. We evaluated a range of models across different families and sizes:

Gemma-3. We used gemma-3-it models ranging from 0.27B to 27B. Gemma is released Google DeepMind and is available for research and commercial use under the Gemma License <https://ai.google.dev/gemma/terms>.

Phi-3. We used Phi-3-mini-4k-instruct and Phi-3-medium-4k-instruct, ranging from 3.6B to 14B parameters. Phi-3 models are released by Microsoft under their MIT license <https://choosealicense.com/licenses/mit/>.

GPT-OSS. We used GPT-OSS-20b, available for unrestricted use under the Apache 2.0 license, while its model architecture and setup are open source: <https://openai.com/index/introducing-gpt-oss/>.

LLaMA-3.1. We use two models ranging from 8B to 70B parameters. These models are released by Meta under a custom license that requires requesting access at <https://ai.meta.com/llama/>.

Qwen-2.5. Several models were used, ranging from 0.5B to 32B parameters. Qwen models are developed by Alibaba Cloud and released under the Apache 2.0 license here: <https://choosealicense.com/licenses/apache-2.0/>

Our datasets as well as the configurations used for our language models are accessible throughout this paper and in the Appendix to aid the reproducibility of our experiments.

Approx. Hours	GPU	Model	Memory
30 h	NVIDIA	H200 SXM	500GB

NeurIPS Paper Checklist

1. Claims

Question: Do the main claims made in the abstract and introduction accurately reflect the paper’s contributions and scope?

Answer: [\[Yes\]](#)

Justification: The abstract and introduction clearly state the paper’s main contributions: (1) evaluation awareness scales predictably with model size, (2) this relationship generalizes across model families, and (3) there are consistent layer-wise patterns with some family-level variation. These are all supported by results in Section 4 (Results) and illustrated in Figures 1–2.

Guidelines:

- The answer NA means that the abstract and introduction do not include the claims made in the paper.
- The abstract and/or introduction should clearly state the claims made, including the contributions made in the paper and important assumptions and limitations. A No or NA answer to this question will not be perceived well by the reviewers.
- The claims made should match theoretical and experimental results, and reflect how much the results can be expected to generalize to other settings.
- It is fine to include aspirational goals as motivation as long as it is clear that these goals are not attained by the paper.

2. Limitations

Question: Does the paper discuss the limitations of the work performed by the authors?

Answer: [\[Yes\]](#)

Justification: Limitations are discussed in Section 5. Examples include difficulties generalizing to Mixture-of-Experts architectures, constraints due to proprietary models that can only be accessed as black boxes, and unexplained anomalies such as Gemma-3-27B’s divergence

Guidelines:

- The answer NA means that the paper has no limitation while the answer No means that the paper has limitations, but those are not discussed in the paper.
- The authors are encouraged to create a separate "Limitations" section in their paper.
- The paper should point out any strong assumptions and how robust the results are to violations of these assumptions (e.g., independence assumptions, noiseless settings, model well-specification, asymptotic approximations only holding locally). The authors should reflect on how these assumptions might be violated in practice and what the implications would be.
- The authors should reflect on the scope of the claims made, e.g., if the approach was only tested on a few datasets or with a few runs. In general, empirical results often depend on implicit assumptions, which should be articulated.
- The authors should reflect on the factors that influence the performance of the approach. For example, a facial recognition algorithm may perform poorly when image resolution is low or images are taken in low lighting. Or a speech-to-text system might not be used reliably to provide closed captions for online lectures because it fails to handle technical jargon.
- The authors should discuss the computational efficiency of the proposed algorithms and how they scale with dataset size.
- If applicable, the authors should discuss possible limitations of their approach to address problems of privacy and fairness.
- While the authors might fear that complete honesty about limitations might be used by reviewers as grounds for rejection, a worse outcome might be that reviewers discover limitations that aren’t acknowledged in the paper. The authors should use their best judgment and recognize that individual actions in favor of transparency play an important role in developing norms that preserve the integrity of the community. Reviewers will be specifically instructed to not penalize honesty concerning limitations.

3. Theory assumptions and proofs

Question: For each theoretical result, does the paper provide the full set of assumptions and a complete (and correct) proof?

Answer: [NA]

Justification: The paper does not provide any new theorems or formal proofs and instead adopts and cites a methodology from prior work.

Guidelines:

- The answer NA means that the paper does not include theoretical results.
- All the theorems, formulas, and proofs in the paper should be numbered and cross-referenced.
- All assumptions should be clearly stated or referenced in the statement of any theorems.
- The proofs can either appear in the main paper or the supplemental material, but if they appear in the supplemental material, the authors are encouraged to provide a short proof sketch to provide intuition.
- Inversely, any informal proof provided in the core of the paper should be complemented by formal proofs provided in appendix or supplemental material.
- Theorems and Lemmas that the proof relies upon should be properly referenced.

4. Experimental result reproducibility

Question: Does the paper fully disclose all the information needed to reproduce the main experimental results of the paper to the extent that it affects the main claims and/or conclusions of the paper (regardless of whether the code and data are provided or not)?

Answer: [Yes]

Justification: A detailed overview of our experiment can be found in our methods section. Datasets are described in the appendix, and reproducibility is further supported by a public GitHub link in the abstract.

Guidelines:

- The answer NA means that the paper does not include experiments.
- If the paper includes experiments, a No answer to this question will not be perceived well by the reviewers: Making the paper reproducible is important, regardless of whether the code and data are provided or not.
- If the contribution is a dataset and/or model, the authors should describe the steps taken to make their results reproducible or verifiable.
- Depending on the contribution, reproducibility can be accomplished in various ways. For example, if the contribution is a novel architecture, describing the architecture fully might suffice, or if the contribution is a specific model and empirical evaluation, it may be necessary to either make it possible for others to replicate the model with the same dataset, or provide access to the model. In general, releasing code and data is often one good way to accomplish this, but reproducibility can also be provided via detailed instructions for how to replicate the results, access to a hosted model (e.g., in the case of a large language model), releasing of a model checkpoint, or other means that are appropriate to the research performed.
- While NeurIPS does not require releasing code, the conference does require all submissions to provide some reasonable avenue for reproducibility, which may depend on the nature of the contribution. For example
 - (a) If the contribution is primarily a new algorithm, the paper should make it clear how to reproduce that algorithm.
 - (b) If the contribution is primarily a new model architecture, the paper should describe the architecture clearly and fully.
 - (c) If the contribution is a new model (e.g., a large language model), then there should either be a way to access this model for reproducing the results or a way to reproduce the model (e.g., with an open-source dataset or instructions for how to construct the dataset).

- (d) We recognize that reproducibility may be tricky in some cases, in which case authors are welcome to describe the particular way they provide for reproducibility. In the case of closed-source models, it may be that access to the model is limited in some way (e.g., to registered users), but it should be possible for other researchers to have some path to reproducing or verifying the results.

5. Open access to data and code

Question: Does the paper provide open access to the data and code, with sufficient instructions to faithfully reproduce the main experimental results, as described in supplemental material?

Answer: [Yes]

Justification: The abstract provides a GitHub repository link, and dataset details are in the appendix.

Guidelines:

- The answer NA means that paper does not include experiments requiring code.
- Please see the NeurIPS code and data submission guidelines (<https://nips.cc/public/guides/CodeSubmissionPolicy>) for more details.
- While we encourage the release of code and data, we understand that this might not be possible, so “No” is an acceptable answer. Papers cannot be rejected simply for not including code, unless this is central to the contribution (e.g., for a new open-source benchmark).
- The instructions should contain the exact command and environment needed to run to reproduce the results. See the NeurIPS code and data submission guidelines (<https://nips.cc/public/guides/CodeSubmissionPolicy>) for more details.
- The authors should provide instructions on data access and preparation, including how to access the raw data, preprocessed data, intermediate data, and generated data, etc.
- The authors should provide scripts to reproduce all experimental results for the new proposed method and baselines. If only a subset of experiments are reproducible, they should state which ones are omitted from the script and why.
- At submission time, to preserve anonymity, the authors should release anonymized versions (if applicable).
- Providing as much information as possible in supplemental material (appended to the paper) is recommended, but including URLs to data and code is permitted.

6. Experimental setting/details

Question: Does the paper specify all the training and test details (e.g., data splits, hyperparameters, how they were chosen, type of optimizer, etc.) necessary to understand the results?

Answer: [Yes]

Justification: Details on model usage and hyperparameter details can be found in the methods section.

Guidelines:

- The answer NA means that the paper does not include experiments.
- The experimental setting should be presented in the core of the paper to a level of detail that is necessary to appreciate the results and make sense of them.
- The full details can be provided either with the code, in appendix, or as supplemental material.

7. Experiment statistical significance

Question: Does the paper report error bars suitably and correctly defined or other appropriate information about the statistical significance of the experiments?

Answer: [Yes]

Justification: We give statistical analysis in the layer results.

Guidelines:

- The answer NA means that the paper does not include experiments.
- The authors should answer "Yes" if the results are accompanied by error bars, confidence intervals, or statistical significance tests, at least for the experiments that support the main claims of the paper.
- The factors of variability that the error bars are capturing should be clearly stated (for example, train/test split, initialization, random drawing of some parameter, or overall run with given experimental conditions).
- The method for calculating the error bars should be explained (closed form formula, call to a library function, bootstrap, etc.)
- The assumptions made should be given (e.g., Normally distributed errors).
- It should be clear whether the error bar is the standard deviation or the standard error of the mean.
- It is OK to report 1-sigma error bars, but one should state it. The authors should preferably report a 2-sigma error bar than state that they have a 96% CI, if the hypothesis of Normality of errors is not verified.
- For asymmetric distributions, the authors should be careful not to show in tables or figures symmetric error bars that would yield results that are out of range (e.g. negative error rates).
- If error bars are reported in tables or plots, The authors should explain in the text how they were calculated and reference the corresponding figures or tables in the text.

8. Experiments compute resources

Question: For each experiment, does the paper provide sufficient information on the computer resources (type of compute workers, memory, time of execution) needed to reproduce the experiments?

Answer: [Yes]

Justification: We show our GPU usage in our Reproducibility statement.

Guidelines:

- The answer NA means that the paper does not include experiments.
- The paper should indicate the type of compute workers CPU or GPU, internal cluster, or cloud provider, including relevant memory and storage.
- The paper should provide the amount of compute required for each of the individual experimental runs as well as estimate the total compute.
- The paper should disclose whether the full research project required more compute than the experiments reported in the paper (e.g., preliminary or failed experiments that didn't make it into the paper).

9. Code of ethics

Question: Does the research conducted in the paper conform, in every respect, with the NeurIPS Code of Ethics <https://neurips.cc/public/EthicsGuidelines>?

Answer: [Yes]

Justification: Our paper does conform to the given guidelines.

Guidelines:

- The answer NA means that the authors have not reviewed the NeurIPS Code of Ethics.
- If the authors answer No, they should explain the special circumstances that require a deviation from the Code of Ethics.
- The authors should make sure to preserve anonymity (e.g., if there is a special consideration due to laws or regulations in their jurisdiction).

10. Broader impacts

Question: Does the paper discuss both potential positive societal impacts and negative societal impacts of the work performed?

Answer: [Yes]

Justification: Negative societal risks of evaluation awareness are discussed in the introduction and discussion sections, and positive impacts are discussed in the discussion section.

Guidelines:

- The answer NA means that there is no societal impact of the work performed.
- If the authors answer NA or No, they should explain why their work has no societal impact or why the paper does not address societal impact.
- Examples of negative societal impacts include potential malicious or unintended uses (e.g., disinformation, generating fake profiles, surveillance), fairness considerations (e.g., deployment of technologies that could make decisions that unfairly impact specific groups), privacy considerations, and security considerations.
- The conference expects that many papers will be foundational research and not tied to particular applications, let alone deployments. However, if there is a direct path to any negative applications, the authors should point it out. For example, it is legitimate to point out that an improvement in the quality of generative models could be used to generate deepfakes for disinformation. On the other hand, it is not needed to point out that a generic algorithm for optimizing neural networks could enable people to train models that generate Deepfakes faster.
- The authors should consider possible harms that could arise when the technology is being used as intended and functioning correctly, harms that could arise when the technology is being used as intended but gives incorrect results, and harms following from (intentional or unintentional) misuse of the technology.
- If there are negative societal impacts, the authors could also discuss possible mitigation strategies (e.g., gated release of models, providing defenses in addition to attacks, mechanisms for monitoring misuse, mechanisms to monitor how a system learns from feedback over time, improving the efficiency and accessibility of ML).

11. Safeguards

Question: Does the paper describe safeguards that have been put in place for responsible release of data or models that have a high risk for misuse (e.g., pretrained language models, image generators, or scraped datasets)?

Answer: [NA]

Justification: No methods do not carry a high risk for misuse.

Guidelines:

- The answer NA means that the paper poses no such risks.
- Released models that have a high risk for misuse or dual-use should be released with necessary safeguards to allow for controlled use of the model, for example by requiring that users adhere to usage guidelines or restrictions to access the model or implementing safety filters.
- Datasets that have been scraped from the Internet could pose safety risks. The authors should describe how they avoided releasing unsafe images.
- We recognize that providing effective safeguards is challenging, and many papers do not require this, but we encourage authors to take this into account and make a best faith effort.

12. Licenses for existing assets

Question: Are the creators or original owners of assets (e.g., code, data, models), used in the paper, properly credited and are the license and terms of use explicitly mentioned and properly respected?

Answer: [Yes]

Justification: We credit all owners by citing their work and providing a detailed overview of licenses for models and datasets in the reproducibility statement.

Guidelines:

- The answer NA means that the paper does not use existing assets.
- The authors should cite the original paper that produced the code package or dataset.
- The authors should state which version of the asset is used and, if possible, include a URL.
- The name of the license (e.g., CC-BY 4.0) should be included for each asset.

- For scraped data from a particular source (e.g., website), the copyright and terms of service of that source should be provided.
- If assets are released, the license, copyright information, and terms of use in the package should be provided. For popular datasets, paperswithcode.com/datasets has curated licenses for some datasets. Their licensing guide can help determine the license of a dataset.
- For existing datasets that are re-packaged, both the original license and the license of the derived asset (if it has changed) should be provided.
- If this information is not available online, the authors are encouraged to reach out to the asset's creators.

13. **New assets**

Question: Are new assets introduced in the paper well documented and is the documentation provided alongside the assets?

Answer: [NA]

Justification: This paper does not release any new assets. The simple contrastive dataset used is a synthetic dataset, but it was created by a previous paper and was credited properly. Furthermore, documentation is provided in the appendix.

Guidelines:

- The answer NA means that the paper does not release new assets.
- Researchers should communicate the details of the dataset/code/model as part of their submissions via structured templates. This includes details about training, license, limitations, etc.
- The paper should discuss whether and how consent was obtained from people whose asset is used.
- At submission time, remember to anonymize your assets (if applicable). You can either create an anonymized URL or include an anonymized zip file.

14. **Crowdsourcing and research with human subjects**

Question: For crowdsourcing experiments and research with human subjects, does the paper include the full text of instructions given to participants and screenshots, if applicable, as well as details about compensation (if any)?

Answer: [NA]

Justification: This study does not involve crowdsourcing nor research with human subjects.

Guidelines:

- The answer NA means that the paper does not involve crowdsourcing nor research with human subjects.
- Including this information in the supplemental material is fine, but if the main contribution of the paper involves human subjects, then as much detail as possible should be included in the main paper.
- According to the NeurIPS Code of Ethics, workers involved in data collection, curation, or other labor should be paid at least the minimum wage in the country of the data collector.

15. **Institutional review board (IRB) approvals or equivalent for research with human subjects**

Question: Does the paper describe potential risks incurred by study participants, whether such risks were disclosed to the subjects, and whether Institutional Review Board (IRB) approvals (or an equivalent approval/review based on the requirements of your country or institution) were obtained?

Answer: [NA]

Justification: This paper does not involve crowdsourcing nor research with human subjects.

Guidelines:

- The answer NA means that the paper does not involve crowdsourcing nor research with human subjects.

- Depending on the country in which research is conducted, IRB approval (or equivalent) may be required for any human subjects research. If you obtained IRB approval, you should clearly state this in the paper.
- We recognize that the procedures for this may vary significantly between institutions and locations, and we expect authors to adhere to the NeurIPS Code of Ethics and the guidelines for their institution.
- For initial submissions, do not include any information that would break anonymity (if applicable), such as the institution conducting the review.

16. **Declaration of LLM usage**

Question: Does the paper describe the usage of LLMs if it is an important, original, or non-standard component of the core methods in this research? Note that if the LLM is used only for writing, editing, or formatting purposes and does not impact the core methodology, scientific rigorousness, or originality of the research, declaration is not required.

Answer: [\[Yes\]](#)

Justification: The Simple Contrastive Dataset was partially authored with Claude Sonnet 3.5, which is disclosed.

Guidelines:

- The answer NA means that the core method development in this research does not involve LLMs as any important, original, or non-standard components.
- Please refer to our LLM policy (<https://neurips.cc/Conferences/2025/LLM>) for what should or should not be described.