

Evaluating LLM Alignment on Personality Inference from Real-World Interview Data

Jianfeng Zhu¹, Julina Maharjan¹, Xinyu Li¹, Karin G. Coifman², Ruoming Jin¹

¹ Department of Computer Science, Kent State University

² Department of Psychological Sciences, Kent State University

Abstract

Large Language Models (LLMs) are increasingly deployed in roles requiring nuanced psychological understanding, such as emotional support agents, counselors, and decision-making assistants. However, their ability to interpret human personality traits, a critical aspect of such applications, remains unexplored, particularly in ecologically valid conversational settings. While prior work has simulated LLM "personas" using discrete Big Five labels on social media data, the alignment of LLMs with continuous, ground-truth personality assessments derived from natural interactions is largely unexamined. To address this gap, we introduce a novel benchmark comprising semi-structured interview transcripts paired with validated continuous Big Five trait scores. Using this dataset, we systematically evaluate LLMs performance across three paradigms: (1) zero-shot and chain-of-thought prompting with GPT-4.1 Mini, (2) LoRA-based fine-tuning applied to both RoBERTa and Meta-LLaMA architectures, and (3) regression using static embedding from pretrained BERT and OpenAI's `text-embedding-3-small`. Our results reveal that all Pearson correlations between model predictions and ground-truth personality traits remain below 0.26, highlighting the limited alignment of current LLMs with validated psychological constructs. Chain-of-thought prompting offers minimal gains over zero-shot, suggesting that personality inference relies more on latent semantic representation than explicit reasoning. These findings underscore the challenges of aligning LLMs with complex human attributes and motivate future work on trait-specific prompting, context-aware modeling, and alignment-oriented fine-tuning.

Code — <https://anonymous.4open.science/status/AAAI2026-personality-D7CB>

Introduction

Personality is a foundational construct in psychology, defined as relatively stable and enduring patterns of thought, feeling, and behavior that distinguish individuals from each other, (Allport 1937) and (Bleidorn et al. 2019). Among various theoretical frameworks, the Five-Factor Model (FFM) (Murray 1936) has emerged as the predominant empirically supported paradigm for conceptualizing the structure of personality. This model posits five broad dimensions; Openness

to Experience, Conscientiousness, Extraversion, Agreeableness, and Neuroticism, which capture a vast range of individual differences. The robustness of the model is rooted in the lexical hypothesis (Allport and Odbert 1936), which suggests that the most significant aspects of human personality are encoded within the natural language that people use to describe themselves and others.

In the contemporary digital landscape, the explosion of user-generated text on social media platforms has created an unprecedented ecological data source, fueling the rise of Automatic Personality Prediction (APP) as a key research area at the confluence of computational linguistics and psychology (de Sousa and Sequeira 2025). The ability to accurately infer personality traits from text has profound implications for a multitude of applications, including personalized human-computer interaction, adaptive marketing (Caldwell and Burger 1998), mental health screening (Zhu et al. 2025), (Maharjan et al. 2025a) and social science research (Maharjan et al. 2025c).

The recent ascendancy of Large Language Models (LLMs) such as GPT-4 (OpenAI 2023), Llama 3 (Touvron et al. 2023), and Mistral (Mistral AI 2024) represents a significant paradigm shift in Natural Language Processing (NLP). These models, pre-trained on vast web-scale corpora, have demonstrated remarkable capabilities in semantic understanding, reasoning, and text generation, transforming performance benchmarks across a wide array of downstream tasks (Park et al. 2023) and (Wang et al. 2023). This has naturally spurred intense interest in applying LLMs to the highly nuanced challenge of APP. The central promise is that these models can transcend the limitations of earlier methods that relied on surface-level lexical features, and instead learn to identify the subtle, context-dependent linguistic cues that are truly indicative of an individual's personality (Maharjan et al. 2025b).

However, a critical examination of the existing work reveals a persistent and fundamental limitation that hinders progress: the oversimplification of the personality construct itself. Despite the sophistication of both psychological theory and modern LLM architectures, a significant portion of APP research, including many initial investigations with LLMs such as (Jiang et al. 2023b) and (Huang et al. 2024), has framed the task as a binary classification problem; categorizing an user as either "high" or "low" in extraversion

sion, for instance. This approach creates a psychometric-to-computational translation gap where the computational task fails to represent the psychological construct it purports to measure.

This work is motivated by the clear and pressing need for a more rigorous and psychometrically grounded evaluation of LLMs in the domain of personality understanding. A critical gap lies in the lack of a systematic assessments of modern LLMs on the task of predicting continuous personality scores ecologically valid, real-world text. To overcome prior limitations in trait simplification and ecological validity, we introduce a systematic evaluation of LLMs for continuous personality prediction using real-world interview data. This paper makes the following contributions:

1. We conduct the first systematic evaluation of LLMs for predicting continuous Big Five personality scores from real-world, semi-structured interview transcripts with validated psychometric labels.
2. We benchmark three modeling paradigms: (1) zero-shot and chain-of-thought prompting with GPT-4.1 Mini, (2) LoRA-based fine-tuning applied to RoBERTa and Meta-LLaMA, and (3) regression using embeddings from pre-trained BERT and OpenAI’s `text-embedding-3-small`.
3. Trait-wise analysis reveals consistent difficulty in modeling Agreeableness and Extraversion. Most methods show limited alignment with ground-truth, highlighting the inherent challenge of inferring latent personality traits from natural language.

These findings offer critical insight into the current limitations of LLM-based personality inference and highlight the need for more principled alignment strategies in psychologically grounded AI systems.

Related Work

Traditional personality assessment relies on standardized self-report tools such as the Big Five Inventory (John, Srivastava et al. 1999) and its successor, the BFI-2 (Soto and John 2017), which produce continuous Likert-scale scores across five personality dimensions. These scores are psychometrically validated and widely adopted, yet their structure poses challenges for AI models—particularly those optimized for binary classification or limited-context understanding. Bridging this psychometric-to-computational gap is essential for developing personality-aware AI systems that are both interpretable and clinically meaningful.

Early research in Automatic Personality Prediction (APP) employed classical machine learning techniques (e.g., SVMs, regression) (Kamalesh and Bharathi 2022) with handcrafted features such as LIWC categories (Pennebaker et al. 2001), emotion lexicon (Mohammad and Turney 2013), or Term Frequency & Inverse Gravity Moment (TF-IGM). The introduction of deep learning shifted focus to transformer-based models like BERT (Devlin et al. 2019) and RoBERTa (Liu et al. 2019), trained on large corpora and fine-tuned on social media datasets such as myPersonality (Schwartz et al. 2013) or PANDORA (Gjurković et al.

2020). While these advances improved predictive performance, most used binary labels and non-clinical data, limiting generalizability and psychometric fidelity (Trull and Durrett 2005).

Recent work explores LLMs from two angles: (1) measuring the personality of LLMs themselves (Jiang et al. 2023a; Peters and Matz 2024; Jiang et al. 2023b), and (2) leveraging LLMs to assess human personality, (Serapio-García et al. 2023; Peters and Matz 2024; Maharjan et al. 2025b; Zhu, Jin, and Coifman 2025). While zero-shot or few-shot prompting (including Chain-of-Thought (CoT)) has been proven to be an efficient method for all kinds of inference tasks, these methods without task-specific training have been linked as ineffective for personality prediction, especially for continuous scores, yielding weak to negligible correlations with ground-truth data (Maharjan et al. 2025b). A more successful approach uses LLM embeddings as features for simpler, supervised downstream classifier like a 2-layer MLP, which has been shown to significantly outperform zero-shot methods (Maharjan et al. 2025b). Further improvements have come from parameter-efficient tuning such as LoRA (Hu et al. 2022), as well as knowledge distillation methods like Retrieval-Augmented Generation (RAG) by (Lewis et al. 2020).

Despite notable methodological advances, previous studies in automatic personality prediction using large language models face three key limitations. First, the majority of existing work is based on non-clinical data sources such as social media posts or synthetic text, which lack ecological validity and do not reflect the structure or content of real-world personality assessment contexts. Second, many approaches rely on simplified binary classification schemes-e.g., predicting whether a trait is high or low-thereby neglecting the continuous, multidimensional nature of personality constructs as defined in psychometrics. This simplification limits the interpretability and practical utility in applied settings. Third, zero-shot and few-shot prompting methods have shown limited effectiveness and exhibit high sensitivity to prompt formulation, making them unstable and unreliable for robust personality inference. These limitations underscore the need for studies that incorporate real world relevant datasets, support continuous trait prediction, and benchmark multiple modeling strategies under a unified framework.

Our study addresses these gaps by providing a comprehensive evaluation of three LLM-based paradigms, zero-shot prompting, LoRA fine-tuning, and embedding regression on a clinically grounded dataset comprising semi-structured interviews with ground-truth Big Five scores.

Table 1 compares recent LLM-based APP studies, highlighting our unique contribution: the first systematic benchmark on real-world, gold-standard continuous labels using consistent psychometric metrics. By aligning computational modeling with psychometric rigor and clinical context, our work bridges methodological innovation with practical relevance for personality-aware AI.

Table 1 summarizes recent LLM-based personality recognition studies, highlighting differences in model types, data modality, and labeling schemes.

However, most prior work evaluates models on synthetic

Table 1: A Comparative Overview of Recent LLM-based Personality Recognition Studies. This table highlights the models, methodologies, and datasets used in prior work, contextualizing the contribution of this paper, which focuses on a comprehensive evaluation using a real-world dataset with continuous scores.

Study	LLM(s) Used	Methodology	Dataset	Label Type	Key Finding / Limitation
(Christian et al. 2021)	BERT, RoBERTa, XLNet	Employed a multi-model deep learning architecture using pre-trained language models as feature extractors, combined with model averaging.	MyPersonality	Binary	Outperformed previous works by combining multiple data sources and models, achieving high classification accuracy (e.g., 88.5% on Twitter data).
(Ji et al. 2023)	ChatGPT	Used prompting strategies (zero-shot, one-shot, CoT); zero-shot CoT most effective for explanation and prediction.	Essays, PAN-DORA	Binary	CoT improves over basic zero-shot but still trails fine-tuned SOTA.
(Jiang et al. 2023a)	GPT-3.5, Alpaca	Developed the Machine Personality Inventory (MPI) to evaluate LLM personality and proposed a "Personality Prompting" (P ²) method to induce specific traits in LLMs.	Machine Personality Inventory (MPI)	N/A (Assessment/Induction)	Provided evidence that aligned LLMs exhibit stable, human-like personality traits. The P ² method was effective in controllably inducing desired personalities.
(Sirasapalli and Malla 2023)	BERT	Proposed a data fusion methodology, mapping the MBTI dataset to Big Five traits and combining it with other datasets to create a larger corpus for training.	Essays, myPersonality, MBTI	Binary	Data fusion technique significantly increased the amount of labeled data and improved model performance, reaching 87.89% accuracy.
(Serapio-García et al. 2023)	PaLM family (18 LLMs total)	Assessed the simulated personality of LLMs by administering validated psychometric tests (e.g., IPIP-NEO, BFI) directly to the models under various prompting configurations.	Psychometric Tests (IPIP-NEO, BFI)	N/A (Assessment)	Found that personality simulated by larger, instruction-tuned LLMs can be reliable and valid. Showed that LLM personality can be shaped via prompting.
(Hu et al. 2024)	LLM (unspecified)	Used LLMs to generate semantic/sentiment/linguistic augmentations for contrastive distillation.	Kaggle personalitycafe, PAN-DORA	Binary	LLM-augmented data improves smaller task-specific models.
(Peters and Matz 2024)	GPT-4, LLaMA 2, Mistral	Evaluated LLMs using zero-shot and CoT to predict continuous scores; assessed with correlation and error metrics.	Essays	Continuous	Weak correlation with ground truth ($r < 0.30$); CoT offers minimal gain.
(Wang et al. 2025)	GPT-4	Evaluated GPT-4's ability to emulate or role-play real individuals by providing it with human personality scores and having it complete questionnaires as that person.	Human personality data	Continuous	Emulated responses showed extremely high convergent validity ($r > 0.90$) with human scores but also superior (less realistic) internal consistency.
(Maharjan et al. 2025b)	RoBERTa, BERT, OpenAI	Generated LLM embeddings and trained a BiLSTM to predict continuous scores.	PANDORA	Continuous	Embedding-based models outperform zero-shot approaches.
This Work	GPT-4, LLaMA 3, RoBERTa	Compares (zero-shot and CoT) prompting methods, embedding-based regression, and peft fine-tuning using LoRA on real-world interviews with continuous BFI-10 labels	Real-World Interview	Continuous	First large-scale evaluation using ecologically valid, clinically relevant data.

or social media datasets, and often uses binary classification targets, limiting their interpretability and psychometric validity. In contrast, our study provides a systematic benchmark across three major LLM-based inference paradigms—zero-shot prompting, embedding-based regression, and LoRA fine-tuning—on a real-world dataset of clinical interviews with gold-standard continuous Big Five scores. By comparing these methods under consistent evaluation metrics, our work clarifies the practical boundaries of LLM-based personality inference and offers guidance for building psychometrically aligned AI systems. Our work provides a needed empirical benchmark of this hierarchy on a real-world dataset with continuous labels.

Ecologically Valid Interview Dataset

Most prior work on language-based personality inference relies on synthetic, social media, or crowdsourced datasets that lack ecological structure or psychometric supervision. To address these limitations, we leverage a unique dataset comprising real-world, semi-structured interview transcripts from 518 adult participants, each paired with ground-truth Big Five personality scores using the validated BFI-10 instrument. This setup allows direct evaluation of alignment between model-inferred traits and human-reported psychometric measure.

Each interview session resulted in approximately 15 minutes of recorded speech per participant. The speech was then recorded and transcribed according to convention and recommendations. Interviewers were trained to provide standardized prompts, and participants were encouraged to speak spontaneously for up to three minutes in response to each question (Coifman et al. 2007; Coifman and Bonanno 2010; Coifman, Flynn, and Pinto 2016; Harvey et al. 2014). Representative excerpts from a single participant are shown in (Table 2).

Table 2: Example Interview Responses (Participant ID: 001)

Prompt	Response Excerpt
Daily Activities	“Beginning of the day... I have two sons... played outside... gym...”
Difficult Experience	“Being a firefighter... challenging and amazing experience... bad experiences too...”
Emotion Regulation	“You talk to people you trust at work... my wife and I have been married...”
Negative Event	“First big incident... stressful leading into it...”
Positive Event	“First baby we delivered—early morning call... heroin case...”

The sample was demographically diverse and balanced by sex (275 male, 278 female), with participants ranging widely in age ($M = 39.39$, $SD = 16.33$), racial backgrounds (431 White, 122 non-White/Other), and education levels (from high school to college and above). This diversity enhances the generalizability of model evaluations and supports ecologically grounded assessments of alignment.

Experimental Design

Prompt-based Inference To evaluate the capacity of large language models for personality inference, we employ GPT-4.1 Mini via the OpenAI API (model ID: gpt-4.1-mini-2025-04-14) (OpenAI 2025) to predict Big Five trait scores from naturalistic interview transcripts. The model is instructed to act as a psychologically insightful agent and generate a continuous score between 1.0 and 5.0 for each of the five traits.

We implement two prompting strategies. The first is a stan-

Prompt Strategies (Zero-Shot & CoT)

Analyze the following response and predict the speaker’s Big Five personality traits using the format below. **Input Response:** "{response}"

Zero-shot Prompt: Return a score (1.0–5.0, including half steps) for each trait:

Conscientiousness: X
 Agreeableness: X
 Neuroticism: X
 Openness: X
 Extraversion: X

Chain-of-Thought Prompt:

- Summarize the emotional tone and main themes of the response.
- Identify linguistic patterns or statements linked to each trait.
- Justify the trait scores based on the above observations.

Then output trait scores in the same structured format.

Figure 1: Examples of zero-shot and chain-of-thought (CoT) prompts

dard zero-shot prompt that directly instructs the model to return trait scores based on the interview content (Kojima et al. 2023). The second is a chain-of-thought (CoT) prompt that encourages intermediate reasoning about emotional tone and linguistic marker prior to scoring (Wei et al. 2023). Both prompting strategies are executed deterministically using a temperature of 0.2 (Renze 2024). The full prompt templates are shown in Figure 1. This prompting-based setup allows us to evaluate the alignment between model-inferred personality traits and ground-truth psychometric scores, without any parameter tuning or gradient updates.

LoRA-based Adaptation To enhance alignment between model predictions and ground-truth Big Five personality scores, we apply Low-Rank Adaptation (LoRA; (Hu et al. 2022)) for efficient fine-tuning of transformer-based language models. Specifically, we fine-tune the meta-llama/Llama-3.1-8B-Instruct model (AI 2025) separately for each trait. LoRA modules are injected into the attention and feedforward layers, allowing for parameter-efficient adaptation while preserving the model’s general language capabilities.

In addition to decoder-based models, we evaluate the effectiveness of encoder-only architectures. We use RoBERTa-base (Liu et al. 2019) as a representative encoder model. Due to its limited input length, we adopt a two-step chunking and aggregation pipeline: input transcripts are first segmented into overlapping chunks, encoded individually, and then aggregated via mean pooling to generate a global representation. A lightweight nonlinear

regression head is trained on these pooled embeddings to predict trait scores.

Embedding-based Regression To complement prompt- and fine-tuning-based approaches, we evaluate static embedding-based personality inference using two pretrained sentence encoders. First, we adopt `all-MiniLM-L6-v2`, a compact and efficient transformer model from the Sentence-Transformers library (Reimers and Gurevych 2021), built upon the Sentence-BERT framework (Reimers and Gurevych 2019). This model maps variable-length interview responses into fixed-size dense representations optimized for semantic similarity tasks. Second, we utilize OpenAI’s `text-embedding-3-small` (OpenAI 2024), accessed via the OpenAI API (model ID: `text-embedding-3-small`, version: 2024-04-15), accessed via the OpenAI API, which generates 1,536-dimensional embeddings designed for general-purpose applications such as retrieval, clustering, and classification. For both models, we compute embeddings at the full-transcript level and use them as input to a multi-output Ridge regression model to predict the five Big Five trait scores. All input embeddings are standardized, and the dataset is split into 80% training and 20% testing partitions..

Evaluation Metrics We assess model performance using two complementary metrics: Pearson correlation (r) and Mean Absolute Error (MAE). Pearson correlation quantifies the consistency between model-predicted and ground-truth trait rankings, serving as a proxy for criterion validity. Correlations above $r = 0.5$ are typically interpreted as strong evidence of convergent validity, indicating that the model captures meaningful individual differences in personality. Values between 0.3 and 0.5 suggest moderate alignment, while correlations below 0.3 imply weak predictive consistency.

MAE provides a direct measure of prediction error on the original trait scale (1.0–5.0). Lower MAE values (e.g., ≤ 0.5) reflect high precision, while values between 0.5 and 0.8 are common and may be acceptable depending on context. MAE values exceeding 1.0 typically signal poor calibration or unreliable estimates. Unlike correlation, MAE is sensitive to systematic bias and offers a more interpretable estimate of absolute prediction fidelity.

Results

Prompt-based Inference Results Table 3 summarizes the of performance of GPT-4.1 Mini using zero-shot and chain-of-thought prompting. The strongest alignment was observed for Conscientiousness in the zero-shot setting ($r = 0.250$), followed by modest correlation on Agreeableness ($r = 0.132$). For the remaining traits, Neuroticism, Openness, and Extraversion showed near-zero or negative correlations, indicating limited predictive validity.

Unexpectedly, chain-of-thought prompting did not improve performance and in several cases led to slight degradation. Across all five traits, prediction errors remained high. Only Openness achieved a mean absolute error (MAE) below 0.6, while Conscientiousness and Agreeableness exceeded 1.2,

Table 3: Pearson correlation (r) of GPT-4.1 Mini on Big Five trait prediction

Trait	Zero-shot	Chain-of-Thought
Conscientiousness	0.250	0.236
Agreeableness	0.132	0.133
Neuroticism	0.065	−0.009
Openness	0.020	0.051
Extraversion	0.041	0.005

indicating poor calibration. As visualized in Figure 2, gains from CoT prompting were inconsistent and marginal.

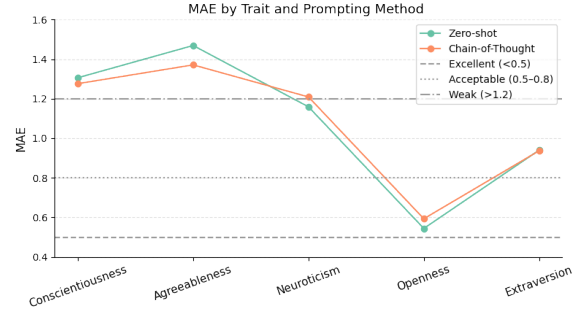


Figure 2: MAE of GPT-4.1 Mini Across Big Five Traits by Prompting Method.

LoRA-based Adaptation Results Table 4 presents the Pearson correlation coefficients between predicted and ground-truth Big Five trait scores across two LoRA-based modeling strategies. Across all traits, the embedding-based models consistently outperformed their Llama-based counterparts. In particular, Neuroticism and Openness achieved the most robust alignment within the embedding+LoRA setup, with $r > 0.20$ across all ranks. The highest overall correlation was observed for Openness ($r = 0.255$) at Rank 32. In contrast, the Llama-LoRA models showed modest performance, with Conscientiousness achieving the best result ($r = 0.164$ at Rank 8), while other traits, especially Extraversion and Openness exhibited weak or negative correlations.

Table 4: Pearson r correlations across Big Five traits using LoRA fine-tuning.

Model (LoRA)	E	A	C	N	O
Rank 8 (BERT)	0.135	0.045	0.219	0.202	0.198
Rank 16 (BERT)	0.136	0.172	0.143	0.232	0.251
Rank 32 (BERT)	0.197	0.173	-0.098	0.236	0.255
Rank 8 (Llama)	-0.128	0.096	0.164	0.088	-0.064
Rank 16 (Llama)	-0.027	-0.065	-0.025	0.027	0.051
Rank 32 (Llama)	-0.060	0.078	-0.050	0.108	-0.095

Note. Big Five traits: E = Extraversion, A = Agreeableness, C = Conscientiousness, N = Neuroticism, O = Openness.

Figure 3 presents the Mean Absolute Error (MAE) across all five Big Five personality traits, providing a direct quantification of prediction error on the original rating scale. The embedding-based models (BERT + LoRA) consistently

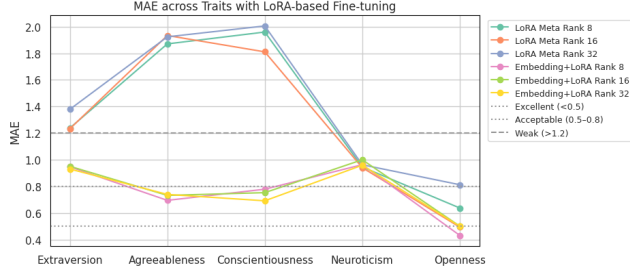


Figure 3: MAE across Big Five traits for LoRA fine-tuning methods.

achieved lower MAE scores compared to the Meta-Llama LoRA variants. Across all traits, none of the embedding-based models exceeded MAE = 1.0, indicating generally reliable alignment. In contrast, all Meta-Llama variants produced MAE greater than 1.2 for Extraversion, Agreeableness, and Conscientiousness, with the only exception being Openness, which achieved its lowest MAE of 0.431 at Rank 8. Openness was also the most precisely predicted trait in the Meta-Llama group, with its best result occurring at Rank 16 (MAE = 0.493). Within the BERT embedding-based group, Extraversion and Neuroticism remained the most challenging traits, yet the best results—MAE = 0.930 and 0.691 respectively—were observed at Rank 32. For Agreeableness, the best MAE (0.694) was obtained at Rank 8, while Conscientiousness reached its lowest MAE (0.691) at Rank 32, both falling within the acceptable range (0.5–0.8).

Embedding-based Regression Results To complement instruction-tuned LLMs, we also evaluated static sentence embedding models as trait predictors. Specifically, we used two pre-trained encoders: all-MiniLM-L6-v2 from SentenceTransformers and OpenAI’s text-embedding-3-small. Table 5 displays the Pearson correlation (r) and Figure 4 represent the mean absolute error (MAE) for each trait.

Table 5: Pearson correlation (r) for each trait using MiniLM and OpenAI embeddings.

Trait	MiniLM	OpenAI
Extraversion	0.048	0.086
Agreeableness	-0.069	0.119
Conscientiousness	0.106	0.070
Neuroticism	0.112	-0.050
Openness	0.025	0.050

Overall, both embedding-based approaches showed limited alignment with ground-truth personality traits. Pearson r values remained low across all five traits, with all scores below 0.12. The best result for MiniLM was on Neuroticism

($r = 0.112$), while OpenAI embeddings achieved the highest correlation on Agreeableness ($r = 0.119$). Notably, Agreeableness was also the worst-performing trait for MiniLM ($r = -0.069$), and Neuroticism the worst for OpenAI embeddings ($r = -0.050$), indicating divergent alignment patterns between the two encoders.

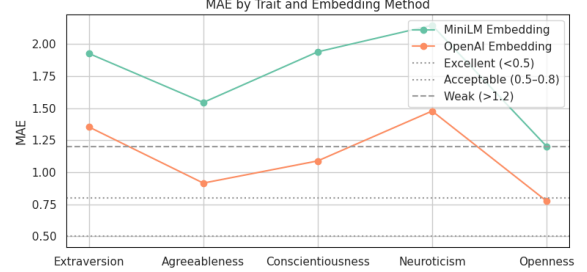


Figure 4: MAE across personality traits using MiniLM and OpenAI embeddings. Colored reference lines denote qualitative thresholds.

In terms of prediction error (MAE), both models exhibited relatively poor calibration. Most MAE values exceeded 1.0, with OpenAI embeddings generally outperforming MiniLM. The best result was achieved on Openness (MAE = 0.776), followed by Agreeableness (MAE = 0.916). Conscientiousness reached MAE = 1.080, while both Extraversion and Neuroticism exceeded 1.2, suggesting coarse trait estimation.

Discussion and Conclusion

This study set out to evaluate the alignment capacity of large language models (LLMs) and related methods in predicting continuous Big Five personality trait scores from real-world conversation data. Personality prediction from natural language poses a unique alignment challenge: it requires not only semantic understanding, but also subtle inference over emotion, intention, and long-term behavioral patterns—all projected onto a continuous 1–5 Likert scale. We benchmarked four paradigms: zero-shot and chain-of-thought prompting with GPT-4, LoRA-based fine-tuning on Meta-LLaMA and RoBERTa, static sentence embedding models, and hybrid embedding+LoRA regressors. Across these methods, we observed limited alignment with ground-truth trait scores: most Pearson correlations remained below 0.3, with several falling near zero or negative. Complementarily, MAE scores commonly exceeded 1.0, indicating that models often deviated by more than one full Likert scale point from true values—far from acceptable precision for personality-related applications. While a few models achieved MAE values near 0.5 on individual traits (e.g., Openness or Conscientiousness), such cases were rare and inconsistent. These results highlight the overall difficulty of aligning LLM behavior with high-resolution, psychologically grounded constructs such as personality. The relative trait-level performance trends further illuminate how different modeling paradigms struggle with different facets of personality. GPT-4.1 performed comparatively

better on Conscientiousness ($r \approx 0.25$) and Agreeableness ($r \approx 0.13$), two traits associated with rule-following, goal-directed behaviors, and social harmony. This may reflect GPT’s alignment with normative patterns and instruction-following behavior learned during RLHF training. In contrast, LoRA fine-tuned encoder-based models (e.g., RoBERTa) exhibited more consistent improvements in Openness and Neuroticism as LoRA rank increased. These traits, linked to imagination and emotional reactivity respectively, may be more dependent on sentiment comprehension and internal affect representation—domains where encoder-based embeddings, combined with task-specific adaptation, excel.

Interestingly, Openness, which emphasizes creativity, fantasy, and abstract thinking, was better captured by auto-regressive models (e.g., LLaMA) at lower MAE, even when their Pearson r was lower. This divergence between correlation and absolute error highlights a core challenge in alignment: achieving both calibration and consistency in real-valued, psychologically grounded outputs. Conversely, Extraversion, inherently linked to social expressiveness and interpersonal energy was poorly predicted across all methods. This may be due to the single-speaker format of the input interviews, which lack the interactive, behavioral cues necessary for reliable modeling of sociability or assertiveness.

These findings underscore key implications for the development and deployment of aligned AI systems in human-centered domains. First, the generally low trait alignment suggests that current LLMs, even when fine-tuned or augmented, lack the precision and interpretability necessary for reliable personality inference. This limitation is particularly concerning for traits such as Neuroticism, which correlate with mental health risks and emotional vulnerability, where prediction errors could lead to harmful downstream outcomes. Second, our results suggest that trait-specific modeling challenges reflect fundamental differences in how various traits are expressed in language: Openness may be tied to imaginative expression that decoders like LLaMA struggle to internalize without explicit guidance, whereas Conscientiousness may be more observable through structured linguistic behaviors captured better by prompt-tuned or encoder-based models. Third, these challenges reveal that alignment in the personality domain requires not only architectural adjustments but also deeper modeling of context, self-reflection, and longitudinal cues, elements that go beyond single-pass text prediction.

Limitation and Future Work While this study provides a comprehensive comparison of alignment strategies for personality prediction, several limitations constrain the generalizability and scope of our findings. First, the data set used, although derived from real-world conversation, is modest in size and may not fully support the parameter needs of large-scale fine tuning, particularly for decoder-based LLMs such as Meta-LLaMA. Additionally, the length of conversational input may affect model outputs, especially in embedding-chunk-based architectures. Future work should explore more

sophisticated chunking algorithms and hierarchical representations that allow smaller models to better encode long-range context.

Second, our use of GPT-based prompting was limited to zero-shot and chain-of-thought (CoT) strategies. While these are meaningful baselines, they do not fully reflect the prompt engineering space. Exploring few-shot prompts and formats that explicitly integrate emotional or contextual cues may enhance model performance, particularly on traits like Conscientiousness, where surface linguistic features alone may be insufficient for inference. Third, we varied LoRA rank during fine-tuning, but did not explore other hyperparameters such as temperature scaling, dropout strategies, or layer-wise adaptation. Traits such as *Neuroticism*, which involve emotional instability and are linked to mental health vulnerability, may require more tailored fine-tuning regimes for reliable alignment. Improved modeling of these traits could have significant implications for early-stage psychological screening and support.

Fourth, the current evaluation was limited to a core set of widely used general-purpose models. Although this provides a solid foundation for comparative analysis, future work should extend to domain-adapted models (e.g., mental health-oriented LLMs) and investigate how extract specific features affect alignment quality. Fifth, our current setup predicts all five personality dimensions simultaneously using a single model prompt. This multi-target formulation may dilute the model’s attention and lead to less focused predictions. A trait-specific prompting strategy with tailored input patterns and conditioning for each dimension may improve the alignment, particularly for traits requiring distinct cognitive or emotional inference pathways. Finally, personality traits such as *Agreeableness*, which involve interpersonal behaviors like empathy and cooperativeness, may not be fully inferable from textual content alone. These constructs often manifest through observable social interactions and event-level context. Future work could integrate behavioral event extraction, structured memory, or multimodal input (e.g., facial expression, interaction patterns) to improve trait-specific grounding.

Conclusion We evaluated a range of large language model approaches for predicting Big Five personality traits from conversational data, highlighting challenges in alignment with psychologically grounded targets. Across prompting, fine-tuning, and embedding-based methods, performance remained limited, with low trait-level correlations and high calibration error. Our findings reveal that personality assessment poses a uniquely demanding alignment task, particularly for traits tied to emotion, cognition, and social behavior.

These results underscore the inherent difficulty of inferring latent personality constructs from unstructured text. To address this, we advocate for future work along three directions: (1) developing more targeted prompt engineering strategies, including trait-specific instructions, self-consistency, and retrieval-augmented prompting; (2) incorporating long-range autobiographical memory modeling to capture identity-related temporal context; and (3) extending

beyond text to multimodal signals such as speech prosody, facial expressions, and interaction dynamics. Bridging these advances may enable more robust, ethically sound personality inference for real-world, human-centered AI systems.

Ethical Considerations

While LLMs offer scalable potential for personality assessment, their use raises concerns around privacy, consent, and interpretability. We caution against deploying these models in high-stakes settings without human oversight and emphasize the need for theory-grounded, transparent evaluation protocols.

References

- AI, M. 2025. Meta Llama 3.1 Collection. <https://huggingface.co/meta-llama/Llama-3.1-8B-Instruct>. Accessed: 2025-08-01.
- Allport, G.; and Odbert, H. 1936. *Trait-Names: A Psycholexical Study. No. 211*. Princeton.
- Allport, G. W. 1937. *Personality: A Psychological Interpretation*. Holt.
- Bleidorn, W.; Hill, P. L.; Back, M. D.; Denissen, J. J.; Hennecke, M.; Hopwood, C. J.; Jokela, M.; Kandler, C.; Lucas, R. E.; Luhmann, M.; et al. 2019. The policy relevance of personality traits. *American psychologist*, 74(9): 1056.
- Caldwell, D. F.; and Burger, J. M. 1998. Personality characteristics of job applicants and success in screening interviews. *Personnel Psychology*, 51(1): 119–136.
- Christian, H.; Suhartono, D.; Chowanda, A.; and Zamli, K. Z. 2021. Text based personality prediction from multiple social media data sources using pre-trained language model and model averaging. *Journal of Big Data*, 8(1): 68.
- Coifman, K.; and Bonanno, G. 2010. When distress does not become depression: Emotion context sensitivity and adjustment to bereavement. *Journal of Abnormal Psychology*, 119(3): 479–490.
- Coifman, K.; Bonanno, G.; Ray, R.; and Gross, J. 2007. Does repressive coping promote resilience? Affective-autonomic response discrepancy during bereavement. *Journal of Personality and Social Psychology*, 92(4): 745–758.
- Coifman, K.; Flynn, J.; and Pinto, L. 2016. When context matters: Negative emotions predict psychological health and adjustment. *Motivation & Emotion*, 40(4): 602–624.
- de Sousa, L. G.; and Sequeira, J. S. 2025. Personality Trait Prediction Using Text. In *Robot Intelligence Technology and Applications 9: Results from the 12th International Conference on Robot Intelligence Technology and Applications*, volume 1419, 332. Springer Nature.
- Devlin, J.; Chang, M.-W.; Lee, K.; and Toutanova, K. 2019. Bert: Pre-training of deep bidirectional transformers for language understanding. In *Proceedings of the 2019 conference of the North American chapter of the association for computational linguistics: human language technologies, volume 1 (long and short papers)*, 4171–4186.
- Gjurković, M.; Karan, M.; Vukojević, I.; Bošnjak, M.; and Šnajder, J. 2020. PANDORA talks: Personality and demographics on Reddit. *arXiv preprint arXiv:2004.04460*.
- Harvey, M.; Coifman, K.; Ross, G.; Kleinert, D.; and Giardina, P. 2014. Contextually appropriate emotion-word use predicts adaptive health behavior: Emotion context sensitivity and treatment adherence. *Journal of Health Psychology*. Advance online publication.
- Hu, E. J.; Shen, Y.; Wallis, P.; Allen-Zhu, Z.; Li, Y.; Wang, S.; Wang, L.; Chen, W.; et al. 2022. Lora: Low-rank adaptation of large language models. *ICLR*, 1(2): 3.
- Hu, L.; He, H.; Wang, D.; Zhao, Z.; Shao, Y.; and Nie, L. 2024. Llm vs small model? large language model based text augmentation enhanced personality detection model. In *Proceedings of the AAAI Conference on Artificial Intelligence*, volume 38, 18234–18242.
- Huang, M.; Zhang, X.; Soto, C.; and Evans, J. 2024. Designing llm-agents with personalities: A psychometric approach. *arXiv preprint arXiv:2410.19238*.
- Ji, Y.; Wu, W.; Zheng, H.; Hu, Y.; Chen, X.; and He, L. 2023. Is chatgpt a good personality recognizer? a preliminary study. *arXiv preprint arXiv:2307.03952*.
- Jiang, G.; Xu, M.; Zhu, S.-C.; Han, W.; Zhang, C.; and Zhu, Y. 2023a. Evaluating and inducing personality in pre-trained language models. *Advances in Neural Information Processing Systems*, 36: 10622–10643.
- Jiang, H.; Zhang, X.; Cao, X.; Breazeal, C.; Roy, D.; and Kabbara, J. 2023b. PersonaLLM: Investigating the ability of large language models to express personality traits. *arXiv preprint arXiv:2305.02547*.
- John, O. P.; Srivastava, S.; et al. 1999. *The Big-Five trait taxonomy: History, measurement, and theoretical perspectives*. University of California Berkeley.
- Kamalesh, M. D.; and Bharathi, B. 2022. Personality prediction model for social media using machine learning Technique. *Computers and Electrical Engineering*, 100: 107852.
- Kojima, T.; Gu, S. S.; Reid, M.; Matsuo, Y.; and Iwasawa, Y. 2023. Large Language Models are Zero-Shot Reasoners. *arXiv:2205.11916*.
- Lewis, P.; Perez, E.; Piktus, A.; Petroni, F.; Karpukhin, V.; Goyal, N.; Küttler, H.; Lewis, M.; Yih, W.-t.; Rocktäschel, T.; et al. 2020. Retrieval-augmented generation for knowledge-intensive nlp tasks. *Advances in neural information processing systems*, 33: 9459–9474.
- Liu, Y.; Ott, M.; Goyal, N.; Du, J.; Joshi, M.; Chen, D.; Levy, O.; Lewis, M.; Zettlemoyer, L.; and Stoyanov, V. 2019. Roberta: A robustly optimized bert pretraining approach. *arXiv preprint arXiv:1907.11692*.
- Maharjan, J.; Jin, R.; Zhu, J.; and Kenne, D. 2025a. Intersection of Big Five Personality Traits and Substance Use on X: Insight from the COVID-19 Pandemic. *Journal of Medical Internet Research*.
- Maharjan, J.; Jin, R.; Zhu, J.; and Kenne, D. 2025b. Psychometric Evaluation of Large Language Model Embeddings for Personality Trait Prediction. *Journal of Medical Internet Research*, 27: e75347.

- Maharjan, J.; Zhu, J.; King, J.; Phan, N.; Kenne, D.; and Jin, R. 2025c. Large-Scale Deep Learning–Enabled Infodemiological Analysis of Substance Use Patterns on Social Media: Insights From the COVID-19 Pandemic. *JMIR Infodemiology*, 5: e59076.
- Mistral AI. 2024. *Mistral 7B v0.2 Instruct*. Model release. Version 0.2 of Mistral-7B with instruction tuning.
- Mohammad, S. M.; and Turney, P. D. 2013. Nrc emotion lexicon. *National Research Council, Canada*, 2: 234.
- Murray, H. A. 1936. Basic concepts for a psychology of personality. *The Journal of general psychology*, 15(2): 241–268.
- OpenAI. 2024. OpenAI Text Embeddings. <https://platform.openai.com/docs/guides/embeddings>. Accessed: 2025-08-01.
- OpenAI. 2025. GPT-4.1 Mini. <https://platform.openai.com/docs/models/gpt-4.1-mini>. Accessed: 2025-08-01.
- Park, J. S.; O’Brien, J.; Cai, C. J.; Morris, M. R.; Liang, P.; and Bernstein, M. S. 2023. Generative agents: Interactive simulacra of human behavior. In *Proceedings of the 36th annual acm symposium on user interface software and technology*, 1–22.
- Pennebaker, J. W.; Francis, M. E.; Booth, R. J.; et al. 2001. Linguistic inquiry and word count: LIWC 2001. *Mahway: Lawrence Erlbaum Associates*, 71(2001): 2001.
- Peters, H.; and Matz, S. C. 2024. Large language models can infer psychological dispositions of social media users. *PNAS nexus*, 3(6): pgae231.
- Reimers, N.; and Gurevych, I. 2019. Sentence-BERT: Sentence Embeddings using Siamese BERT-Networks. In *Proceedings of the 2019 Conference on Empirical Methods in Natural Language Processing*.
- Reimers, N.; and Gurevych, I. 2021. all-MiniLM-L6-v2: A Sentence-Transformer Model. <https://huggingface.co/sentence-transformers/all-MiniLM-L6-v2>. Accessed: 2025-08-01.
- Renze, M. 2024. The Effect of Sampling Temperature on Problem Solving in Large Language Models. In *Findings of the Association for Computational Linguistics: EMNLP 2024*, 7346–7356. Association for Computational Linguistics.
- Schwartz, H. A.; Eichstaedt, J. C.; Kern, M. L.; Dziurzynski, L.; Ramones, S. M.; Agrawal, M.; Shah, A.; Kosinski, M.; Stillwell, D.; Seligman, M. E.; et al. 2013. Personality, gender, and age in the language of social media: The open-vocabulary approach. *PloS one*, 8(9): e73791.
- Serapio-García, G.; Safdari, M.; Crepy, C.; Sun, L.; Fitz, S.; Abdulhai, M.; Faust, A.; and Matarić, M. 2023. Personality traits in large language models.
- Sirasapalli, J. J.; and Malla, R. M. 2023. A deep learning approach to text-based personality prediction using multiple data sources mapping. *Neural Computing and Applications*, 35(28): 20619–20630.
- Soto, C. J.; and John, O. P. 2017. The next Big Five Inventory (BFI-2): Developing and assessing a hierarchical model with 15 facets to enhance bandwidth, fidelity, and predictive power. *Journal of personality and social psychology*, 113(1): 117.
- Touvron, H.; Lavril, T.; Izacard, G.; Martinet, X.; Lachaux, M.-A.; Lacroix, T.; Rozière, B.; Goyal, N.; Hambro, E.; Azhar, F.; Rodriguez, A.; Joulin, A.; Grave, E.; and Lample, G. 2023. LLaMA: Open and Efficient Foundation Language Models. *arXiv preprint*. ArXiv:2302.13971.
- Trull, T. J.; and Durrett, C. A. 2005. Categorical and dimensional models of personality disorder. *Annu. Rev. Clin. Psychol.*, 1(1): 355–380.
- Wang, Y.; Zhao, J.; Ones, D. S.; He, L.; and Xu, X. 2025. Evaluating the ability of large language models to emulate personality. *Scientific reports*, 15(1): 519.
- Wang, Z. M.; Peng, Z.; Que, H.; Liu, J.; Zhou, W.; Wu, Y.; Guo, H.; Gan, R.; Ni, Z.; Yang, J.; et al. 2023. Rolellm: Benchmarking, eliciting, and enhancing role-playing abilities of large language models. *arXiv preprint arXiv:2310.00746*.
- Wei, J.; Wang, X.; Schuurmans, D.; Bosma, M.; Ichter, B.; Xia, F.; Chi, E.; Le, Q.; and Zhou, D. 2023. Chain-of-Thought Prompting Elicits Reasoning in Large Language Models. arXiv:2201.11903.
- Zhu, J.; Jin, R.; and Coifman, K. G. 2025. Can LLMs Infer Personality from Real World Conversations? arXiv:2507.14355.
- Zhu, J.; Zhang, X.; Jin, R.; Jiang, H.; and Kenne, D. R. 2025. Probing Public Perceptions of Antidepressants on Social Media: Mixed Methods Study. *JMIR Formative Research*, 9(1): e62680.