

LLM HALLUCINATION DETECTION: A FAST FOURIER TRANSFORM METHOD BASED ON HIDDEN LAYER TEMPORAL SIGNALS *

Jinxin Li, Gang Tu,[†] ShengYu Cheng, Junjie Hu, Jinting Wang, Rui Chen, Zhilong Zhou, Dongbo Shan

School of Computer Science and Technology
Huazhong University of Science and Technology
Wuhan, China
{lijinxin_1, tugang}@hust.edu.cn

ABSTRACT

Hallucination remains a critical barrier for deploying large language models (LLMs) in reliability-sensitive applications. Existing detection methods largely fall into two categories: factuality checking, which is fundamentally constrained by external knowledge coverage, and static hidden-state analysis, that fails to capture deviations in reasoning dynamics. As a result, their effectiveness and robustness remain limited. We propose HSAD (Hidden Signal Analysis-based Detection), a novel hallucination detection framework that models the temporal dynamics of hidden representations during autoregressive generation. HSAD constructs hidden-layer signals by sampling activations across layers, applies Fast Fourier Transform (FFT) to obtain frequency-domain representations, and extracts the strongest non-DC frequency component as spectral features. Furthermore, by leveraging the autoregressive nature of LLMs, HSAD identifies optimal observation points for effective and reliable detection. Across multiple benchmarks, including TruthfulQA, HSAD achieves over 10 percentage points improvement compared to prior state-of-the-art methods. By integrating reasoning-process modeling with frequency-domain analysis, HSAD establishes a new paradigm for robust hallucination detection in LLMs.

Keywords Hallucination Detection · Fast Fourier Transform · Hidden Layer Temporal Signals

1 Introduction

Large Language Models have demonstrated exceptional performance in tasks such as language understanding and code generation in recent years, establishing themselves as the foundational technology for various applications, including text generation, question-answering systems, and information extraction [1]. However, the frequent occurrence of hallucinations during their generation process—defined as the production of results that are factually inconsistent or lack contextual support—not only undermines the credibility of LLM outputs but also severely restricts their deployment in high-stakes scenarios [2, 3].

In cognitive neuroscience, a substantial body of experimental evidence indicates that when humans encounter scenarios involving information falsification or cognitive conflict, they exhibit specific psychological and neural signal changes over time. These include a gradual increase in cognitive load, fluctuations in attentional states, and the evolution of electroencephalogram signals in their spectral structure [4]. As illustrated in Figure 1, these time-evolving signal patterns can be regarded as observable physiological manifestations of internal conflict, which indirectly reflect an individual’s cognitive state and the dynamic process of information processing. The analysis of such signals can provide a theoretical basis and technical support for the study of human deception detection. It has been empirically demonstrated that LLM often exhibit behavioral patterns similar to those of humans under circumstances of information

*Citation: Authors. Title. Pages.... DOI:000000/11111.

[†]Corresponding Author

fabrication. Therefore, by drawing inspiration from the signal modeling approaches in cognitive neuroscience, the LLM’s reasoning process can be modeled as a temporal signal, offering a novel perspective for hallucination detection.

Inspired by this, the HSAD method models the hidden layer vectors from different stages of the LLM’s reasoning process as a hidden layer temporal signal, analogous to the process of human deception detection, to perform hallucination detection on the LLM.

Specifically, as depicted in Figure 1, HSAD first extracts hidden layer vectors from the LLM’s forward reasoning process and constructs them into a hidden layer temporal signal with temporal characteristics, ordered by layer. Subsequently, it employs the Fast Fourier Transform to map this temporal signal into the frequency domain, thereby constructing spectral features that reveal anomalous signals during reasoning. Experiments have demonstrated that these anomalous signals often correspond to hallucinations in the generated content. Building upon this foundation, the spectral features are further utilized as a discriminative basis to design a hallucination detection algorithm for identifying potential hallucinatory content within the LLM’s generation process.

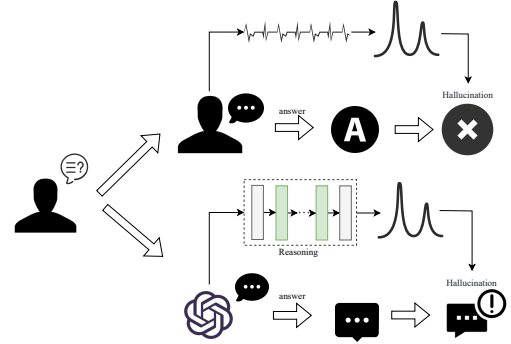


Figure 1: A comparison diagram of human lie detection vs. model’s lie detection.

This strategy aims to characterize the evolutionary trajectory of the LLM’s thought process in an interpretable manner, thereby enabling the effective detection of hallucinations [5, 6]. Unlike most existing methods, HSAD does not rely on external knowledge bases for fact verification, but instead focuses on detecting anomalies within the LLM’s internal signals. The main contributions of this paper are summarized as follows:

- We propose an LLM hallucination detection method, HSAD, which is analogous to the human deception detection mechanism. This method constructs a hidden layer temporal signal based on the LLM’s inference process and introduces frequency-domain analysis and spectral feature construction to analyze and identify potential hallucinations. Theoretical derivations and experiments have demonstrated the feasibility and effectiveness of this approach.
- We design and implement an LLM hallucination detection algorithm based on spectral features. Specifically, we derive and determine the observation points for LLM hallucinations, then construct spectral features in the frequency domain for detection. This algorithm achieves SOTA performance on multiple standard datasets, while ablation experiments verify the individual contributions and synergistic gains of each module.

2 Related Work

Existing hallucination detection methods largely build on LLM interpretability research, which can be grouped into two directions: (1) fact-consistency verification and (2) hidden representation analysis. Interpretability studies aim to uncover internal mechanisms and decision logic of LLMs, providing a foundation for improving reliability and controllability [7]. Representative approaches include observation-based methods (e.g., probing analysis, Logit lens, sparse representations, cross-model explanations), intervention-based methods (e.g., activation patching [8]), hybrid methods, and other techniques such as transcoders [9], concept-driven explanations [10], classifier injection, and SVD-based attention analysis. These methods offer theoretical support for identifying hallucination-related features and advancing systematic understanding of LLM behaviors.

Fact-Consistency Verification. This line of work aligns generated content with external authoritative knowledge to detect misinformation [11]. FActScore [12] segments generations into atomic facts and verifies them against knowledge bases such as Wikipedia, but suffers from limited coverage and update frequency. SAFT [13] extends this idea with search-engine interactions, where LLM agents conduct multi-round verification to enhance factual evaluation of long texts, albeit at high computational cost and with the same knowledge coverage limitations.

Hidden Representation Analysis. Another direction analyzes internal representations to detect hallucinations [14]. INSIDE [15] parses dense semantic signals and applies feature clipping to regulate activations, reducing overconfidence. Duan et al. [16] empirically showed distinct hidden states for truthful vs. fabricated responses, while Zhou et al. [17] applied Fourier analysis to reveal frequency-domain features. Probing-based studies further explore layerwise knowledge encoding [2], concept specialization, and syntactic learning depth [18]. Recent methods also construct explicit latent spaces: TTPD [19] defines a “truth subspace” robust to negation and complex expressions, and TruthX [20] disentangles semantic and factual dimensions via autoencoding, editing hidden states to mitigate hallucinations.

3 Modeling and analysis

To understand the internal cognitive mechanisms of LLM during the text generation process, this chapter establishes a formal mathematical model based on its forward-pass reasoning process and provides a criterion for hallucination discrimination. Subsequently, from the perspective of temporal modeling, the hidden layer vectors in different layers are regarded as the temporal unfolding of the reasoning process, thereby laying the foundation for subsequent frequency-domain modeling.

3.1 Modeling of LLM Inference Processes

This section systematically elaborates on the computational logic and symbolic system of hidden vectors in each layer of the LLM.

On this basis, a unified representation of the inference process is proposed and illustrated through diagrams.

Let the input question be denoted as $Q = (t_0^Q, t_1^Q, \dots, t_{m-1}^Q)$ and the corresponding reference answer as $A = (t_0^A, t_1^A, \dots, t_{n-1}^A)$, where t_i represents the i -th token in the input or output sequence. As illustrated in Figure 2, for an LLM with l decoder layers, the computation at each layer can be expressed as follows.

The attention vector ah_i^j of token t_i at layer j is given by Equation 1.

$$ah_i^j = ATT(h_i^{j-1}, k_{cache}, v_{cache}) \quad (1)$$

The MLP vector mh_i^j of token t_i at layer j is given by Equation 2.

$$mh_i^j = MLP(rh_i^j) \quad (2)$$

The final hidden vector h_i^j of token t_i at layer j is given by Equation 3.

$$h_i^j = (ATT \circ MLP)(h_i^{j-1}) \quad (3)$$

The processing of tokens t_0, \dots, t_i by the LLM is defined as the i -th inference step F_i , as shown in Equation 4.

$$F_i(t_0, \dots, t_i) = (emb \circ Layer^1 \circ \dots \circ Layer^l \circ unemb)(t_0, \dots, t_i) \quad (4)$$

Finally, the frequency-domain representation vector f is constructed, as shown in Equation 5.

$$f = [A^1, A^2, \dots, A^d] \in \mathbb{R}^d \quad (5)$$

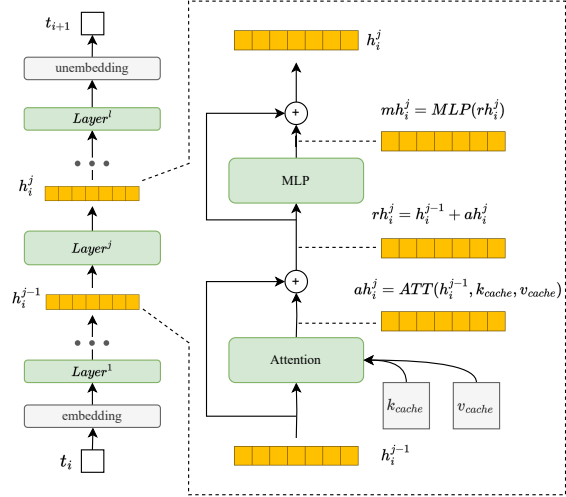


Figure 2: Schematic diagram of F_i

As shown in Figure 2, this frequency-domain vector f represents the spectral features of the input Q , which can effectively characterize the anomalous perturbations in LLM during inference and provide structured input for hallucination detection.

During the LLM inference process, the hidden vectors are continuously updated and integrated with the semantic context, exhibiting distinct temporal characteristics and information flow. Therefore, the entire inference process can be analogized to a thought process that evolves over time. Based on this, the hidden vectors from different layers are constructed into hidden layer temporal signals for modeling and analysis in the frequency domain.

3.2 LLM hidden layer temporal signal construct

The LLM hidden layer temporal signal is defined as $X \in \mathbb{R}^{4l}$, which essentially represents a cross-layer sampling of hidden vectors, used to analyze the variation characteristics of the LLM's internal representations with increasing layer depth.

The specific construction process of the hidden layer temporal signal is as follows.

Assume the LLM has l layers of Transformer architecture, with each layer containing an attention sub-layer and an MLP sub-layer, both with residual connections. From each layer, we sample the vectors of four key nodes corresponding to the generated token t_{i+1} , which are concatenated in the j -th layer to form a $d \times 4$ matrix \mathbf{V}^j , as shown in Equation 6.

$$\mathbf{V}^j = \begin{bmatrix} h_i^j \\ mh_i^j \\ rh_i^j \\ ah_i^j \end{bmatrix}^T \in \mathbb{R}^{d \times 4} \quad (6)$$

The four key node vectors are respectively: (1) The attention output vector ah_i^j : reflects the modeling result of the current layer's contextual dependencies; (2) The attention residual vector rh_i^j : superimposes previous layer information with the attention output; (3) The MLP output vector mh_i^j : embodies the local decision basis after nonlinear feature mapping; (4) The j -th layer output vector h_i^j : the fused result of all sub-module outputs in this layer.

Concatenate all \mathbf{V} matrices from each layer l to construct the matrix \mathbf{T} , as shown in Equation 7.

$$\mathbf{T} = [\mathbf{V}^1, \dots, \mathbf{V}^j, \dots, \mathbf{V}^l]^T \in \mathbb{R}^{4l \times d} \quad (7)$$

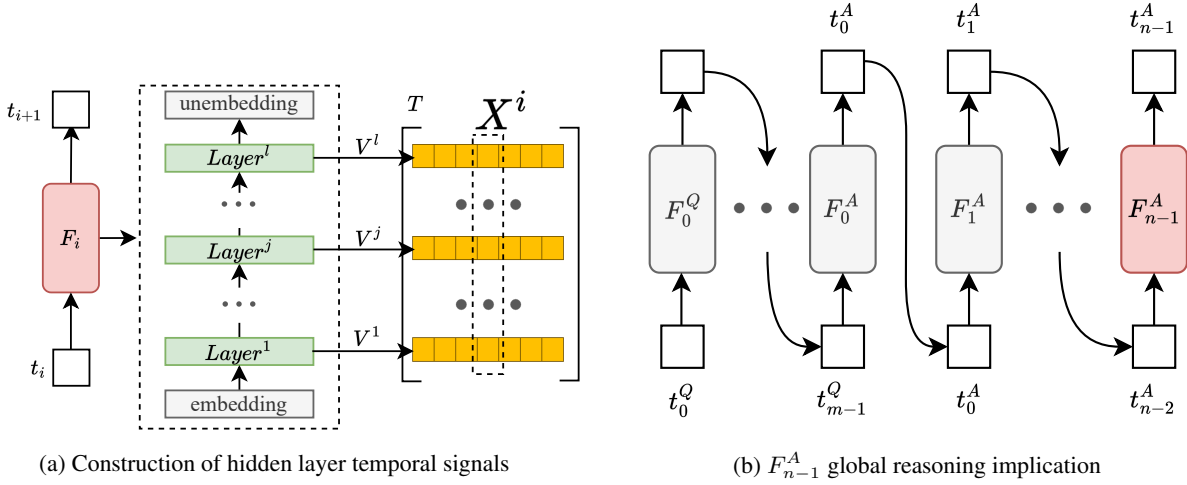


Figure 3: Illustration of hidden signal construction and reasoning implication

As illustrated in Figure 3a, in matrix \mathbf{T} , each column corresponds to the temporal evolution of a specific dimension. For $i \in [1, d]$, the i -th column of matrix \mathbf{T} is defined as the hidden layer temporal signal X^i for the i -th dimension, which characterizes the variations of this dimension throughout the LLM inference process.

3.3 LLM Hallucination Discrimination

To determine whether the output of an LLM constitutes a hallucination, the discrimination criterion shown in Equation 8 is employed.

$$K(A | Q) = \begin{cases} 1, & \text{sim}(A, A^*) \leq \tau \\ 0, & \text{otherwise} \end{cases} \quad (8)$$

Here, Q represents the input question, A denotes the response generated by the LLM, A^* is the reference answer, $\text{sim}()$ indicates the semantic similarity score, and τ is the predetermined threshold. Samples satisfying the above condition are classified as hallucinated outputs.

3.4 Hallucination Detection Based on Spectral Features

Based on the constructed spectral features, we build a hallucination detector $H : \mathbb{R}^d \rightarrow \{0, 1\}$. The input is the spectral feature f , and the output is the hallucination detection result.

Table 1: Comparison of LLaMA-3.1-8B and Qwen-2.5-7B-instruct model architectures

Feature	LLaMA-3.1-8B	Qwen-2.5-7B-instruct
Total Parameters	8.0B	7.61B
Number of Layers	32	28
Hidden Dimension	4096	3584
Context Length	128k	128k
Normalization	RMSNorm	RMSNorm
Released by	Meta AI	Alibaba

Table 2: Categories of baseline methods

Category	Methods
logit-based	Perplexity
	LN-entropy
	Semantic Entropy (SE)
consistency-based	Lexical Similarity (LS)
	SelfCKGPT
	EigenScore
verbalized	Verbalize
	Self-evaluation (Seval)
Internal-state-based	CCS
	HaloScope

For the question set $\text{Ques}(Q, A^*), \forall Q$, the goal of the detector H is to learn a binary predictor, as in Eq. 9.

$$H(Q) = \begin{cases} 1, & \text{if } K(A|Q) = 1 \\ 0, & \text{otherwise} \end{cases} \quad (9)$$

Here, $K(A|Q)$ indicates whether the answer A is hallucinated.

To balance strong nonlinear modeling capacity with deployment efficiency, we adopt an Enhanced MLP as the detector in the spectral-feature classification stage. The network consists of a feature extraction module and a classification module. The feature extraction module is composed of multiple fully connected layers, batch normalization, ReLU activation, and dropout, progressively compressing the feature dimensionality to 256. The classification module is a single fully connected layer that maps the 256-dimensional representation to the binary output space \mathbb{R}^2 .

The core computation can be described as

$$h = \text{ReLU}(BN(Wf + b)), \quad (10)$$

$$\hat{y} = \sigma(Wh + b), \quad (11)$$

where $BN()$ denotes batch normalization and $\sigma()$ is the Sigmoid activation function, producing the hallucination probability $\hat{y} \in (0, 1)$. This design—staged dimensionality reduction coupled with regularization—captures complex spectral patterns without markedly increasing the parameter count and effectively suppresses overfitting.

During training, we use binary cross-entropy loss combined with L_1 regularization to control the sparsity of spectral-channel activations. The objective is given in Eq. 12:

$$\mathcal{L}_{\text{halluc}} = -[y \log \hat{y} + (1 - y) \log(1 - \hat{y})] + \lambda \|W_1\|_1, \quad (12)$$

where the first term encourages convergence to a reasonable decision boundary, and the L_1 regularizer enhances feature selectivity by attenuating non-discriminative frequencies, thereby improving generalization.

4 Experiments

In this section, we first introduce the experimental setup and then present the advantages of HSAD compared with other hallucination detection methods across multiple datasets. Subsequently, we conduct detailed ablation studies to demonstrate the effects of frequency-domain modeling, cross-layer structures, key-node fusion, and the choice of appropriate hallucination observation points.

4.1 Experimental Setup

This subsection describes the experimental setup in terms of datasets, evaluation models, evaluation metrics, baselines, and implementation details.

Datasets. We evaluate on four generative question answering (QA) tasks: three open-domain QA datasets—TruthfulQA, TriviaQA, and NQ Open—as well as one domain-specific QA dataset, SciQ.

Model types. As shown in Table 1, two representative models are used for evaluation: LLaMA-3.1-8B and Qwen-2.5-7B-instruct.

Base Methods. As shown in Table 2, we compare our method with a comprehensive set of baseline approaches, including state-of-the-art methods [21]. These baselines are categorized into four groups according to their underlying principles.

4.2 Main Results

To validate the effectiveness and generalization ability of the proposed HSAD method, hallucination detection experiments were conducted on four public datasets: TruthfulQA, TriviaQA, SciQ, and NQ Open. HSAD was systematically compared with various existing detection methods. In the experiments, the BLEURT score [22] was used as the hallucination judgment threshold, and AUROC was adopted as the evaluation metric.

Table 3 reports the detection performance of different methods under various baseline models. It can be observed that HSAD consistently achieves the highest AUROC across all four datasets, with significant improvements over existing methods on multiple benchmarks.

Table 3: Hallucination detection performance of different methods on various datasets (AUROC, %)

Model	Method	TruthfulQA	TriviaQA	SciQ	NQ Open
Qwen-2.5-7B-instruct	Perplexity	65.1	50.2	53.4	51.2
	LN-entropy	66.7	51.1	52.4	54.3
	SE	66.1	58.7	65.9	65.3
	LS	49.0	63.1	62.2	61.2
	SelfCKGPT	61.7	61.3	58.6	63.4
	Verbalize	60.0	54.3	51.2	51.2
	EigenScore	53.7	62.3	63.2	57.4
	Self-evaluation	73.7	50.9	53.8	52.4
	CCS	67.9	53.0	51.9	51.2
	HaloScope	81.3	73.4	76.6	65.7
	HSAD	82.5	92.1	94.7	88.3
LLaMA-3.1-8B	Perplexity	71.4	76.3	52.6	50.3
	LN-entropy	62.5	55.8	57.6	52.7
	SE	59.4	68.7	68.2	60.7
	LS	49.1	71.0	61.0	60.9
	SelfCKGPT	57.0	80.2	67.9	60.0
	Verbalize	50.4	51.1	53.4	50.7
	EigenScore	45.3	69.1	59.6	56.7
	Self-evaluation	67.8	50.9	54.6	52.2
	CCS	66.4	60.1	77.1	62.6
	HaloScope	70.6	76.2	76.1	62.7
	HSAD	81.5	86.7	85.5	80.7

In summary, HSAD demonstrates superior and stable detection performance across different datasets and baseline models, providing strong evidence of its practicality and cross-domain generalization capability for hallucination detection tasks.

4.3 More Results

Effectiveness of Frequency-domain Modeling. To test whether spectral features provide essential discriminative information for hallucination detection, we replaced the Fast Fourier Transform module in the original HSAD with a direct use of hidden state time-series signals. In this variant, the maximum value of each hidden dimension was taken as the representation, while keeping all other settings identical. As shown in Fig. 4a and Fig. 4b, the full cross-layer modeling strategy significantly outperforms the other variants. This indicates that inter-layer dynamics encode essential reasoning features, which are critical for hallucination identification.

Analysis of Observation Point Positions. To assess the influence of different observation points on hallucination detection, we evaluated several positions: Q start, Q mid, Q end, A start, A mid, and A end. As illustrated in Fig. 5a and Fig. 5b, different observation points lead to significant differences in detection performance. In particular, A

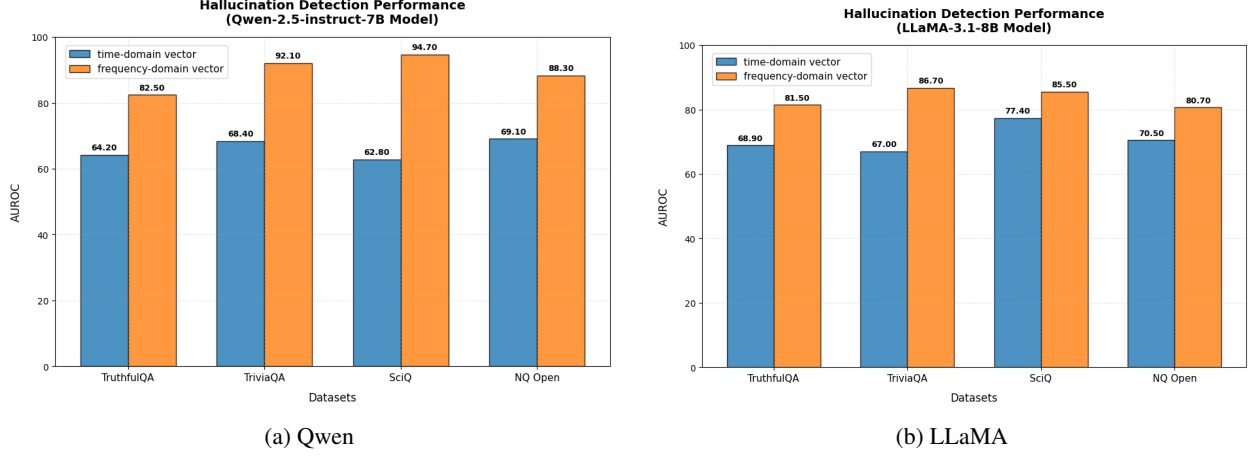


Figure 4: Effect of frequency-domain modeling on detection performance

end (the end of the generated answer) achieves the best results, outperforming positions in the question segment (Q start/mid/end) and the earlier answer positions (A start, A mid).

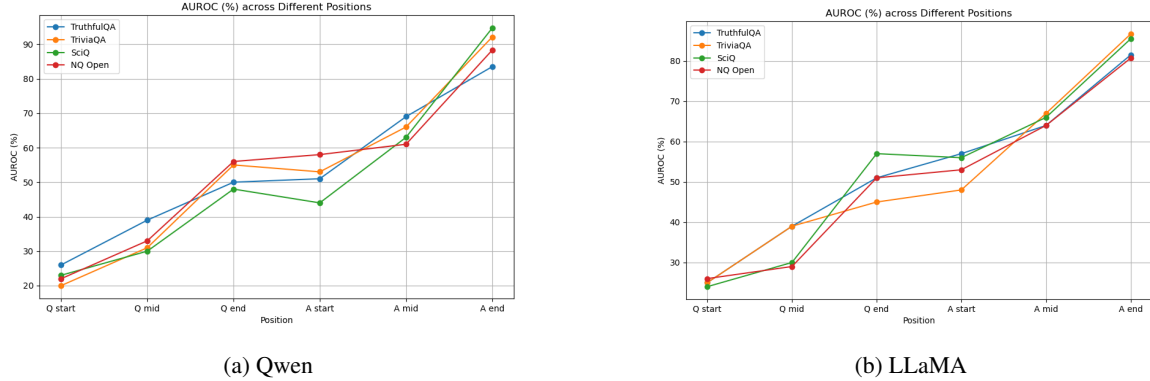


Figure 5: Comparison of observation point positions

Cross-layer Structure Analysis. To evaluate the impact of cross-layer modeling on LLM hallucination detection, We compared HSAD’s performance under different sampling rates across datasets. Fig. 6a and Fig. 6b illustrate the relationship between the number of sampled layers and detection performance. As the number of sampled layers increases, performance steadily improves and saturates when all layers are included. This further verifies the integrative nature of spectral features along the layer dimension, highlighting the importance of treating the reasoning process as a holistic temporal cognitive system for modeling.

5 Conclusion

This study proposes a hallucination detection method for LLMs inspired by human polygraph mechanisms—HSAD (**H**idden **S**ignal **A**nalysis-based **D**etection). The method constructs hidden-layer time-series signals from the reasoning process of LLMs and applies the Fast Fourier Transform for frequency-domain modeling, thereby capturing potential hallucinations during generation. By extracting spectral features, HSAD can effectively identify abnormal signals related to LLM hallucinations without relying on external knowledge, overcoming the limitations of existing approaches that depend heavily on knowledge coverage or struggle to capture deviations in the reasoning process. This study not only provides a novel perspective for analyzing the mechanisms of LLM hallucinations but also offers a theoretical foundation and practical pathway for implementing safety control mechanisms in high-reliability language generation tasks.

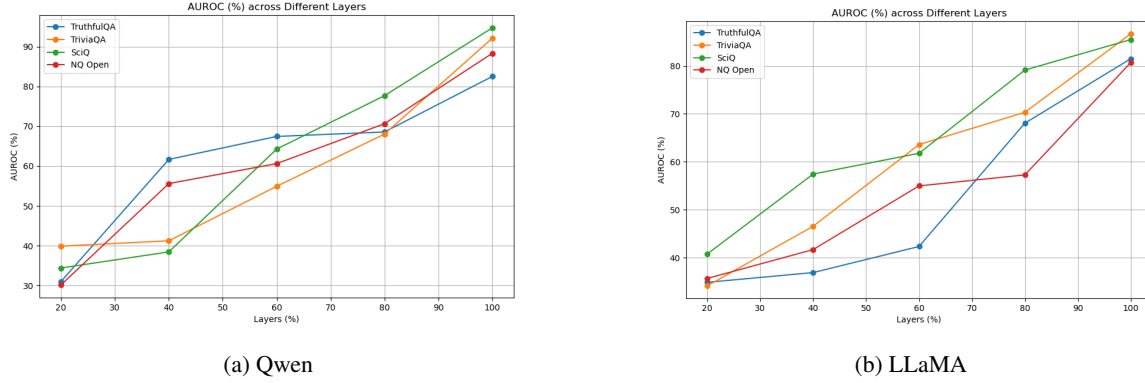


Figure 6: Effect of random layer sampling on performance

References

- [1] Hugo Touvron, Louis Martin, Kevin Stone, Peter Albert, Amjad Almahairi, Yasmine Babaei, Nikolay Bashlykov, Soumya Batra, Prajjwal Bhargava, Shruti Bhosale, Dan Bikel, Lukas Blecher, Cristian Canton-Ferrer, Moya Chen, Guillem Cucurull, David Esiobu, Jude Fernandes, Jeremy Fu, Wenyin Fu, Brian Fuller, Cynthia Gao, Vedanuj Goswami, Naman Goyal, Anthony Hartshorn, Saghar Hosseini, Rui Hou, Hakan Inan, Marcin Kardas, Viktor Kerkez, Madian Khabsa, Isabel Kloumann, Artem Korenev, Punit Singh Koura, Marie-Anne Lachaux, Thibaut Lavril, Jenya Lee, Diana Liskovich, Yinghai Lu, Yuning Mao, Xavier Martinet, Todor Mihaylov, Pushkar Mishra, Igor Molybog, Yixin Nie, Andrew Poulton, Jeremy Reizenstein, Rashi Rungta, Kalyan Saladi, Alan Schelten, Ruan Silva, Eric Michael Smith, Ranjan Subramanian, Xiaoqing Ellen Tan, Binh Tang, Ross Taylor, Adina Williams, Jian Xiang Kuan, Puxin Xu, Zheng Yan, Iliyan Zarov, Yuchen Zhang, Angela Fan, Melanie Kambadur, Sharan Narang, Aurélien Rodriguez, Robert Stojnic, Sergey Edunov, and Thomas Scialom. Llama 2: Open foundation and fine-tuned chat models. *CoRR*, abs/2307.09288, 2023.
- [2] Tianjie Ju, Weiwei Sun, Wei Du, Xinwei Yuan, Zhaochun Ren, and Gongshen Liu. How large language models encode context knowledge? A layer-wise probing study. In Nicoletta Calzolari, Min-Yen Kan, Véronique Hoste, Alessandro Lenci, Sakriani Sakti, and Nianwen Xue, editors, *Proceedings of the 2024 Joint International Conference on Computational Linguistics, Language Resources and Evaluation, LREC/COLING 2024, 20-25 May, 2024, Torino, Italy*, pages 8235–8246. ELRA and ICCL, 2024.
- [3] Junyi Li, Jie Chen, Ruiyang Ren, Xiaoxue Cheng, Xin Zhao, Jian-Yun Nie, and Ji-Rong Wen. The dawn after the dark: An empirical study on factuality hallucination in large language models. In Lun-Wei Ku, Andre Martins, and Vivek Srikumar, editors, *Proceedings of the 62nd Annual Meeting of the Association for Computational Linguistics (Volume 1: Long Papers)*, pages 10879–10899, Bangkok, Thailand, August 2024. Association for Computational Linguistics.
- [4] Yu-Hui Lo and Philip Tseng. Electrophysiological markers of working memory usage as an index for truth-based lies. *Cognitive, Affective, & Behavioral Neuroscience*, 18(6):1089–1104, 2018.
- [5] Tom Lieberum, Senthoran Rajamanoharan, Arthur Conmy, Lewis Smith, Nicolas Sonnerat, Vikrant Varma, János Kramár, Anca D. Dragan, Rohin Shah, and Neel Nanda. Gemma scope: Open sparse autoencoders everywhere all at once on gemma 2. *CoRR*, abs/2408.05147, 2024.
- [6] Jack Lindsey, Wes Gurnee, Emmanuel Ameisen, et al. On the Biology of a Large Language Model. 2025. Preprint.
- [7] Ziwei Ji, Yuzhe Gu, Wenwei Zhang, Chengqi Lyu, Dahua Lin, and Kai Chen. ANAH: Analytical annotation of hallucinations in large language models. In Lun-Wei Ku, Andre Martins, and Vivek Srikumar, editors, *Proceedings of the 62nd Annual Meeting of the Association for Computational Linguistics (Volume 1: Long Papers)*, pages 8135–8158, Bangkok, Thailand, August 2024. Association for Computational Linguistics.
- [8] Chenxu Zhao, Wei Qian, Yucheng Shi, Mengdi Huai, and Ninghao Liu. Automated natural language explanation of deep visual neurons with large models (student abstract). In Michael J. Wooldridge, Jennifer G. Dy, and Sriraam Natarajan, editors, *Thirty-Eighth AAAI Conference on Artificial Intelligence, AAAI 2024, Thirty-Sixth Conference on Innovative Applications of Artificial Intelligence, IAAI 2024, Fourteenth Symposium on Educational Advances in Artificial Intelligence, EAAI 2014, February 20-27, 2024, Vancouver, Canada*, pages 23712–23713. AAAI Press, 2024.

- [9] Miles Turpin, Julian Michael, Ethan Perez, and Samuel R. Bowman. Language models don’t always say what they think: Unfaithful explanations in chain-of-thought prompting. In *Thirty-seventh Conference on Neural Information Processing Systems*, 2023.
- [10] David Wan, Koustuv Sinha, Srini Iyer, Asli Celikyilmaz, Mohit Bansal, and Ramakanth Pasunuru. ACUEval: Fine-grained hallucination evaluation and correction for abstractive summarization. In Lun-Wei Ku, Andre Martins, and Vivek Srikumar, editors, *Findings of the Association for Computational Linguistics: ACL 2024*, pages 10036–10056, Bangkok, Thailand, August 2024. Association for Computational Linguistics.
- [11] Xinran Zhao, Hongming Zhang, Xiaoman Pan, Wenlin Yao, Dong Yu, Tongshuang Wu, and Jianshu Chen. Fact-and-reflection (FaR) improves confidence calibration of large language models. In Lun-Wei Ku, Andre Martins, and Vivek Srikumar, editors, *Findings of the Association for Computational Linguistics: ACL 2024*, pages 8702–8718, Bangkok, Thailand, August 2024. Association for Computational Linguistics.
- [12] Vu Trong Kim, Michael Krumdick, Varshini Reddy, Franck Dernoncourt, and Viet Dac Lai. An analysis of multilingual factscore. In Yaser Al-Onaizan, Mohit Bansal, and Yun-Nung Chen, editors, *Proceedings of the 2024 Conference on Empirical Methods in Natural Language Processing, EMNLP 2024, Miami, FL, USA, November 12-16, 2024*, pages 4309–4333. Association for Computational Linguistics, 2024.
- [13] Vipula Rawte, Aman Chadha, Amit Sheth, and Amitava Das. Tutorial proposal: Hallucination in large language models. In Roman Klinger, Naozaki Okazaki, Nicoletta Calzolari, and Min-Yen Kan, editors, *Proceedings of the 2024 Joint International Conference on Computational Linguistics, Language Resources and Evaluation (LREC-COLING 2024): Tutorial Summaries*, pages 68–72, Torino, Italia, May 2024. ELRA and ICCL.
- [14] Seongheon Park, Xuefeng Du, Min-Hsuan Yeh, Haobo Wang, and Yixuan Li. How to steer llm latents for hallucination detection? *arXiv preprint arXiv:2503.01917*, 2025.
- [15] Chao Chen, Kai Liu, Ze Chen, Yi Gu, Yue Wu, Mingyuan Tao, Zhihang Fu, and Jieping Ye. INSIDE: llms’ internal states retain the power of hallucination detection. In *The Twelfth International Conference on Learning Representations, ICLR 2024, Vienna, Austria, May 7-11, 2024*. OpenReview.net, 2024.
- [16] Ryan Greenblatt, Carson Denison, Benjamin Wright, Fabien Roger, Monte MacDiarmid, Samuel Marks, Johannes Treutlein, Tim Belonax, Jack Chen, David Duvenaud, Akbir Khan, Julian Michael, Sören Mindermann, Ethan Perez, Linda Petrini, Jonathan Uesato, Jared Kaplan, Buck Shlegeris, Samuel R. Bowman, and Evan Hubinger. Alignment faking in large language models. *CoRR*, abs/2412.14093, 2024.
- [17] Jinwen He, Yujia Gong, Zijin Lin, Cheng’an Wei, Yue Zhao, and Kai Chen. LLM factoscope: Uncovering LLMs’ factual discernment through measuring inner states. In Lun-Wei Ku, Andre Martins, and Vivek Srikumar, editors, *Findings of the Association for Computational Linguistics: ACL 2024*, pages 10218–10230, Bangkok, Thailand, August 2024. Association for Computational Linguistics.
- [18] Linyang He, Peili Chen, Ercong Nie, Yuanning Li, and Jonathan R. Brennan. Decoding probing: Revealing internal linguistic structures in neural language models using minimal pairs. In Nicoletta Calzolari, Min-Yen Kan, Véronique Hoste, Alessandro Lenci, Sakriani Sakti, and Nianwen Xue, editors, *Proceedings of the 2024 Joint International Conference on Computational Linguistics, Language Resources and Evaluation, LREC/COLING 2024, 20-25 May, 2024, Torino, Italy*, pages 4488–4497. ELRA and ICCL, 2024.
- [19] L. Bürger, F. A. Hamprecht, and B. Nadler. Truth is universal: Robust detection of lies in LLMs. In *Advances in Neural Information Processing Systems*, volume 37, pages 138393–138431, 2024.
- [20] Shaolei Zhang, Tian Yu, and Yang Feng. TruthX: Alleviating hallucinations by editing large language models in truthful space. In Lun-Wei Ku, Andre Martins, and Vivek Srikumar, editors, *Proceedings of the 62nd Annual Meeting of the Association for Computational Linguistics (Volume 1: Long Papers)*, pages 8908–8949, Bangkok, Thailand, August 2024. Association for Computational Linguistics.
- [21] Xuefeng Du, Chaowei Xiao, and Sharon Li. Haloscope: Harnessing unlabeled LLM generations for hallucination detection. In Amir Globersons, Lester Mackey, Danielle Belgrave, Angela Fan, Ulrich Paquet, Jakub M. Tomczak, and Cheng Zhang, editors, *Advances in Neural Information Processing Systems 38: Annual Conference on Neural Information Processing Systems 2024, NeurIPS 2024, Vancouver, BC, Canada, December 10 - 15, 2024*, 2024.
- [22] Thibault Sellam, Dipanjan Das, and Ankur P Parikh. Bleurt: Learning robust metrics for text generation. In *ACL*, 2020.