

DISPLIB: a library of train dispatching problems

Oddvar Kloster, Bjørnar Luteberget, Carlo Mannino, Giorgio Sartor

Abstract

Optimization-based decision support systems have a significant potential to reduce delays, and thus improve efficiency on the railways, by automatically re-routing and re-scheduling trains after delays have occurred. The operations research community has dedicated a lot of effort to developing optimization algorithms for this problem, but each study is typically tightly connected with a specific industrial use case. Code and data are seldom shared publicly. This fact hinders reproducibility, and has led to a proliferation of papers describing algorithms for more or less compatible problem definitions, without any real opportunity for readers to assess their relative performance. Inspired by the successful communities around MILP, SAT, TSP, VRP, etc., we introduce a common problem definition and file format, DISPLIB, which captures all the main features of train re-routing and re-scheduling. We have gathered problem instances from multiple real-world use cases and made them openly available. In this paper, we describe the problem definition, the industrial instances, and a reference solver implementation. This allows any researcher or developer to work on the train dispatching problem without an industrial connection, and enables the research community to perform empirical comparisons between solvers. All materials are available online at <https://displib.github.io>.

1. Introduction

The trains traveling on a railway network typically follow a strict timetable. However, when unexpected delays happen, train dispatchers need to re-route and re-schedule the trains to prevent delays from propagating to other trains. The current practice in the railway industry is that a group of dispatchers, typically located in a central control room, handle the decision-making manually. This work is notoriously difficult when there are major disturbances in the traffic, and the decisions made in stressful situations will often be sub-optimal.

In the last ten years, digitalization of railways have progressed to the point where most railway operators now have sensors and computer systems to keep track of where trains are at any point in time, and some operators also have graphical user interfaces for managing real-time updates to timetables. With this digital infrastructure in place, there is every opportunity to make use of algorithmic decision support for dispatchers, which could alleviate some of the workload for dispatchers and result in more optimal re-routing and re-scheduling decisions. And indeed, quite a lot of academic and industrial research efforts have gone into developing algorithms that are able to solve train dispatching optimization problems. Algorithms based on mixed-integer linear programming (MILP) are the most common, but most of the methods from the optimization toolbox have been applied, including heuristics, local search, branch and bound, constraint programming, Boolean satisfiability, reinforcement learning, decompositions, and more (see the surveys [2, 8, 16]).

Solving train dispatching optimization problems have proven to be hard, both theoretically and in practice. Theoretically, the problem is NP-hard [19], even when limited to find a feasible solution. Also, in terms of algorithm implementation, none of the scientific papers published on this topic has been able to provide an algorithm that handles all relevant problem instances and gives high-quality solutions in the short amount of time available in the real-time setting. Indeed, in industrial deployments, combinations of exact methods and heuristics, applied on decompositions at different time/space scales, are currently required to achieve state-of-the-art scalability [1]. Further improvements in solution methods are highly desired by the industry, so that train

dispatching optimization can be applied more easily and in a wider range of situations. Furthermore, the train dispatching problem also takes the role as a sub-problem problem in a host of other railway planning problems which are influenced by decisions about routing and scheduling. This includes strategic timetabling [23], short-term timetabling [13, 15], line planning [25], rolling stock rotation [17], etc. All of these problems would benefit from advances in optimization techniques for the core routing and scheduling problem, i.e., the train dispatching problem.

Comparing the situation in the science of train dispatching to the communities around other optimization problems, such as the vehicle routing problem (VRP), may provide some insight into how the academic community should organize in order to make more progress and have more impact. VRP was first introduced in the scientific literature in 1959 [6], at which time only the tiniest problem instances could be solved with any expectation of producing solutions of decent quality. Compare this with today’s situation, where industrial software developers can easily procure mature software libraries such as PyVRP and Google OR-Tools and set up solvers for highly customized problem variants, often achieving near-optimal solutions even for large-scale instances. In the 1980s and ’90s, several influential VRP researchers published sets of hard VRP problem instances. These instances became standard benchmarks, and authors of papers presenting new algorithmic developments were expected to demonstrate performance by reporting the results they had achieved on these instances. The existence of a hard measure of algorithm performance spurred quite a bit of healthy competition, and made it easy for researchers to demonstrate to their colleagues how good their algorithms were.

Impressive algorithmic progress has happened in several other communities where such a standard for benchmarking has been central, e.g., mixed-integer linear programming [9], Boolean satisfiability [10], and traveling salesman problem [22]. We believe that facilitating such comparisons can have a great positive impact on scientific progress, and that progress in train dispatching algorithms is currently impeded by the lack of such a standard for benchmarking. There have been some benchmarking efforts centered around competitions, such as the Informs RAS Problem Solving Competitions [11], the Flatland Challenge [20], and the SBB Train Schedule Optimisation Challenge [12]. These efforts were not aimed to create a general benchmarking framework for realistic and diverse problem instances, but were based on specific case studies, with few problem instances, and using more ad-hoc file formats. And indeed, very few papers suggesting new train dispatching methods use these problem instances to demonstrate algorithmic performance characteristics.

To improve on this situation, we are in this paper proposing a problem definition called DISPLIB that encompasses most important features of train re-routing and re-scheduling problems, while still being simple enough that minimal domain knowledge of railway operations is required to understand it, and that algorithmic ideas can be implemented without getting hindered by an inordinately complex problem representation. The intention is not necessarily that industrial applications should use exactly this problem definition, but that the problem definition is close enough to relevant industrial problems, so that progress in solving DISPLIB problems will translate into progress in train dispatching optimization in general.

We have also gathered a diverse set of problem instances from railway infrastructure managers from multiple countries to form the first version of the DISPLIB benchmark instance set, called DISPLIB 2025. To create awareness and interest, we held a competition, running from October 2024 to April 2025, to encourage the train dispatching research community to come up with a general algorithm working for all the problem instances. Many great contributions were submitted, but only a few managed to create algorithms that could produce feasible solutions to all the instances, and there are still many problem instances for which no optimal solution was found. This confirms that the DISPLIB 2025 is a challenging set of benchmark instances that can be used by researchers in the coming years to create easily comparable and reproducible performance results. In the future, we intend to continue gathering problem instances to cover a wider range of application contexts. Also, if the community comes up with algorithms that can solve the instances of DISPLIB 2025 to near-optimality within a short amount of time, we also hope to gather and provide even harder problem instances to spur continued progress in the field in a future version of the benchmark library. File downloads are available online at <https://displib.github.io>, and

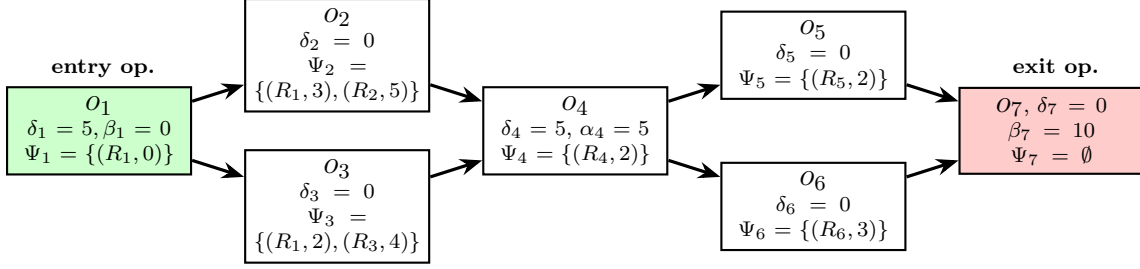


Figure 1: A train operation graph. The boxes represent operation o_i , for $i = 1, \dots, 7$, labeled with a minimum duration (δ_i), upper and lower bounds (α_i, β_i) and a set Ψ_i of resources from the set $\mathcal{R} = \{R_1, R_2, \dots\}$ to which it needs exclusive access with corresponding release times. Some parameters are left out to simplify the presentation (assume $\alpha = 0, \beta = \infty, \lambda = 0$ where omitted). The green node o_1 is the entry operation (it has no incoming edges), and the red node labeled o_7 is the exit operation (it has no outgoing edges). An example of a route for this train would be the sequence $\pi = \langle o_1, o_2, o_4, o_6, o_7 \rangle$.

future updates to the set of benchmark instances and competition details will be posted there.

2. The DISPLIB problem definition

In this section, we will define the DISPLIB routing and scheduling problem and then show how it is suitable for modelling real-time train dispatching problem instances.

Let I be a set of trains. Each train $i \in I$ performs a sequence of operations π^i selected from a set $O^i = \{o_1^i, o_2^i, \dots, o_{n_i}^i\}$ of n_i potential operations. This sequence must start with the *entry operation*, $o_1^i \in O^i$, and end with the *exit operation*, $o_{n_i}^i$. A successor relation $S^i \subset O^i \times O^i$ restricts which pairs $(o_a^i, o_b^i) \in S^i$ are allowed to be immediate successors in π^i . S^i defines a directed acyclic graph, and the sequence π^i must thus be a path in this graph starting from o_1^i and ending in $o_{n_i}^i$ (see Figure 1). Such a sequence π^i is called a *route* for the train i .

For each operation $o_a^i \in O^i$, there is a specified minimum duration $\delta_a^i \geq 0$, a lower bound $\alpha_a^i \geq 0$, and an upper bound $\beta_a^i \geq 0$. Given a specific route π^i , we associate with each operation $o_a^i \in \pi^i$ a *start time* t_a^i . An operation ends when the next operation in the train's path starts, i.e., for any pair of consecutive operations o_a^i and o_b^i in π^i , we denote the successor operation $o_{a+}^i = o_b^i$ and define the *end time* of o_a^i as $t_{a+}^i = t_b^i$ (for the last operation in the sequence, we define $t_{a+}^i = \infty$). Then, for each $o_a^i \in \pi^i$, we require:

$$\alpha_a^i \leq t_a^i \leq \beta_a^i \quad \text{and} \quad t_a^i + \delta_a^i \leq t_{a+}^i.$$

Such values of t_a^i associated with each $o_a^i \in \pi^i$ define a *schedule* for the train i with route π^i .

Additionally, each operation may require exclusive access to one or more resources. We denote with \mathcal{R} the set of all resources. Then, with each operation o_a^i , we associate a set of resource requirements $\Psi_a^i = \{\dots, (r, \lambda), \dots\}$, where $r \in \mathcal{R}$ is a resource required by the operation and $\lambda \in \mathbb{R}$ is a release time. The resource is occupied by the operation from the start of the operation and until λ time units after the end of the operation.

Combining the routes and schedules of all trains, we define a solution as a sequence of operations and their corresponding start times, ordered chronologically,

$$\Pi = \langle \dots, (o, t), \dots \rangle$$

Denote by $\eta(o_a^i)$ the position of o_a^i in the sequence Π . If o_a^i is the last operation in π^i , we define $\eta(o_{a+}^i) = \infty$. Then we can give the following definition:

Definition 1. Feasible solution. A solution Π is feasible if:

1. For each train $i \in I$, the subsequence of Π of the operations $\langle o_a^i, o_b^i, \dots \rangle$ from O^i , is a route π^i , and the corresponding times t_a^i, t_b^i, \dots define a schedule for π^i ;

2. For any pair of operations $o_a^i, o_b^j \in \Pi$, with $\eta(o_a^i) < \eta(o_b^j)$ and $i \neq j$, and for any pair $(r, \lambda) \in \Psi_a^i$ and $(r', \lambda') \in \Psi_b^j$ with $r = r'$, we have:

$$\eta(o_{a+}^i) < \eta(o_b^j), \quad \text{and} \quad t_{a+}^i + \lambda \leq t_b^j.$$

In other words, we are asking that: (1) each train is routed and scheduled correctly, independently of the other trains; (2) for every pair of operations (of different trains) that requires the same resource, then the operation that appears first in the solution must terminate, and the release time must elapse, before the other operation starts.

Note that if all the durations δ and release times λ were strictly positive, it would not be necessary to describe the ordering of operations Π explicitly, since any ordering by non-decreasing start times would be correct. However, to ensure correctness even when allowing instantaneous operations ($\delta = 0$) or instantaneous release ($\lambda = 0$), the solution must be specified as a globally ordered sequence of operations. This can be convenient in macroscopic railway models (see Section 2.1), and allows the problem definition to accommodate real-world problems from a more diverse set of sources.

The cost of a solution is defined as the sum $Z(\Pi) = \sum_{c \in \mathcal{C}} z(c, \Pi)$ over a set \mathcal{C} of objective components, where $z(\cdot)$ is a measure of the delay of a component c_j with respect to the current solution Π and each component $c = (o_a^i, \bar{t}, \gamma, \zeta)$ defines a linear function associated with the start time t_a^i of a specific operation $o_a^i \in O^i$, $i \in I$. We define $z(\cdot) = 0$ if the operation o_a^i is not in the route π^i . Otherwise, the measure $z(\cdot)$ is defined by a threshold \bar{t} , after which the train is delayed and incurs a cost γ proportional to the length of the delay, or a constant cost ζ , or both:

$$z(c, \Pi) = \begin{cases} \gamma \cdot \max\{0, t_a^i - \bar{t}\} + \zeta \cdot H(t_a^i - \bar{t}) & \text{if } o_a^i \in \pi^i \\ 0 & \text{otherwise.} \end{cases}$$

Here, $H(t)$ is the step function, i.e., $H(t) = 0$ if $t < 0$, and $H(t) = 1$ if $t \geq 0$. This allows for a combination of different piecewise linear functions (see Figure 3).

Definition 2. Optimal solution. A solution Π is optimal if it feasible and the total cost $Z(\Pi)$ is the minimum among all feasible solutions.

A JSON file format for the input and output data used in this problem definition is described in Appendix A. Note that in the JSON format, all numerical parameters are restricted to have integer values, to avoid any issues related to numerical accuracy. In most railway applications, time values and durations are described in seconds, so using the time unit of 1 second will typically be sufficiently precise for describing the problem instances encountered in practice.

2.1. Real-time train dispatching as a DISPLIB problem

The definitions above are motivated by the practical needs to model real-time train dispatching problems. We will now show an example of how to define the set of resources \mathcal{R} , and then the set of operations O^i for a train i .

The *signaling block system* (or *fixed-block signaling*) is a safety system used in most railway operations around the world today. The basic principle is that the railway tracks are divided into a set of *block sections*, which are sections of the infrastructure that are only allowed to be occupied by one train at a time. We will use resources to represent such block sections. Depending on the application context, the block sections may correspond directly to the track circuits used by the control system to detect trains, or they may represent more approximate regions, such as the main and siding tracks used for meeting and overtaking, as illustrated in Figure 2.

A dispatching problem instance is limited in scope to a dispatching region, i.e., some connected subset of a railway network. We assume that we can disregard the part of the railway network that lies outside the dispatching region. Now, we imagine that the train in Figure 2 has not started traveling yet. This means that it is currently either parked at a depot, or is traveling somewhere outside the dispatching region. Assume also that the train is planned to start (e.g. from the official

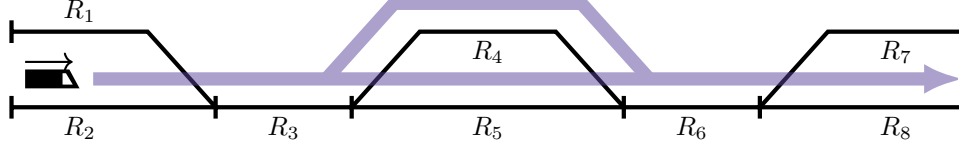


Figure 2: Railway infrastructure divided into block sections (R_1, R_2, \dots) and a train, starting from R_2 , traveling through the infrastructure to end up in R_8 .

timetable) at some time \bar{t}_0 in the future from the platform represented by the resource R_2 , and we allow the start time to be postponed. Then, the entry operation o_1 has $\alpha_1 = \bar{t}_0$ and $\beta = \infty$, and $\Psi_1 = \{(r_1, \lambda_1)\}$ using resource $r_1 = R_2$. The release time λ_1 represents the minimum lap between when the train starts its next operation (which will be traveling on R_3), and when another train may start an operation occupying R_2 , and it is often computed as the length of the train divided by its nominal speed. The minimum duration δ_1 represents the time that the train would use to travel through the section R_2 .

Note that in some application contexts where a macroscopic view of the schedule is desired, it may be reasonable to use $\lambda_1 = 0$, and even $\delta_1 = 0$. As an example, a northbound train might arrive from a single-track section into a station at 12:00 while another southbound train is scheduled to depart from the same station at 12:00 on the same single-track section. Taken literally, these trains would need to be infinitesimally short for these events to both happen at 12:00. However, this type of model appears in real-world applications, and it would cause inconvenient cascading changes to the timetable if one would add physically accurate release times.

Continuing with the other sections, we construct operations o_2, o_3, o_4, o_5, o_6 for traversing R_3, R_4, R_5, R_6, R_8 , respectively. Typically, $\alpha = 0$ for most of the operations, but for passenger trains there might be earliest departure times from the stations (since it would not be allowed to leave earlier than the official timetable time), which would be applied by setting α values for the operations using R_3 and R_6 .

To allow the train to leave the infrastructure after R_8 , i.e., if the train goes to a depot or leaves the dispatching region, we add a dummy exit operation o_7 with $\Psi_7 = \emptyset$. Finally, we define the successor relation,

$$S^i = \{(o_1, o_2), (o_2, o_3), (o_2, o_4), (o_3, o_5), (o_4, o_5), (o_5, o_6), (o_6, o_7)\},$$

describing the routes that the train can take. Observe that S^i defines the arcs of a directed acyclic graph with vertices O^i , and that there is a unique node (operation) o_1 with no predecessors and a unique node (operation) o_7 with no successors. To define the cost associated with the train, we add an objective component $c = (o_6, \bar{t}, \gamma, \zeta)$ to \mathcal{C} associated with the operation o_6 when the train arrives to its final destination. We set \bar{t} to the official timetable time (when the train was planned to arrive in R_8) and let $\gamma = 1$ and $\zeta = 0$.

Following this procedure for all relevant trains in the dispatching region, we get a complete DISPLIB problem instance, but there are a few more important features of dispatching that should be taken into account:

- Some trains have already started traveling in the dispatching region. For example, if the train in Figure 2 has already reached R_4 , then we reorganize the operations so that the operation o_5 corresponding to R_4 becomes the new entry operation. Other operations that are not reachable through S^i from o_5 are removed from O^i and S^i . The new entry operation will then have $\beta = 0$ (it starts immediately), and the minimum duration δ is reduced by an amount corresponding to the time that has already elapsed since the train started traveling on R_4 .
- The cost function may have a more complex dependency on the arrival time of a train at its final destination. Piecewise linear functions have been used in many applications (see, for example, [3, 14]). To implement the piecewise linear function shown on the left in Figure 3,

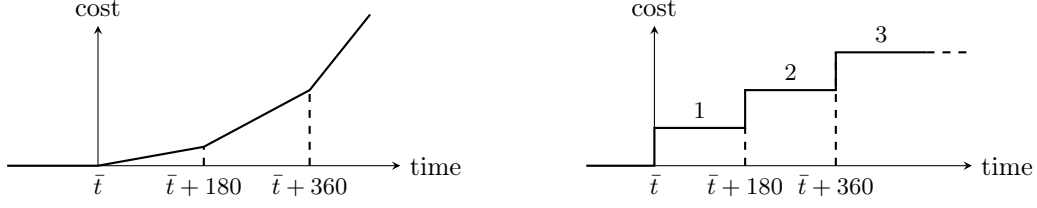


Figure 3: Left: a convex piecewise linear function where cost measures delay starting to \bar{t} and the cost coefficient of delay increases after 180 and 360 seconds. Right: a step function where the delay increases when the delay surpasses 0, 180, and 360 seconds.

we can use three objective components c_1, c_2, c_3 , all applying to the same operation, but with different thresholds: $\bar{t}_1 = \bar{t}$, $\bar{t}_2 = \bar{t} + 180$, $\bar{t}_3 = \bar{t} + 360$, and, e.g., $\gamma_1 = \gamma_2 = \gamma_3 = 1$. Similarly, to implement the piecewise linear function on the right in Figure 3, we use the same \bar{t} values but let the γ values be zero and set instead $\zeta_1 = \zeta_2 = \zeta_3 = 1$.

- Trains may be longer than a block section. For example, if the train in Figure 2 is longer than the block section R_4 , then the operation that represents traveling through R_4 will also have a resource occupation for R_3 . Even worse, if the train is longer than R_8 and R_6 combined, then traveling through R_8 will also need to occupy either R_4 or R_5 , depending on the path that the train has taken. Instead of creating one operation per block section, we can deal with this path dependency by creating one operation per possible subset of resources that could be occupied when a train's head is located at the end of a block section. This transformation is described in more detail in [4], and may, in the worst case, cause the set O^i to become exponentially larger. However, in practice, the relative lengths of block sections and trains seems to result in reasonably sized sets O^i (empirically, it results in at most a doubling, according to [5]).
- Rolling stock correspondence, i.e., the same wagons are used with a different train identity, can be implemented by joining two trains i, j into a common train with $O = O^i \cup O^j$ and $S = S^i \cup S^j \cup \{(o_{n_i}^i, o_1^j)\}$.
- Train correspondence constraints, i.e., a pair of trains that are forced to be in a specific station at the same time, can be implemented by adding an additional resource that one of the trains requires in all operations preceding the arrival to the station, and that the other train requires for leaving the station.
- Decisions regarding cancellations (and short-turnings) can be implemented by selecting a set of relevant operations after which the train could cancel. Then, we add additional operations that bring the train immediately from these operations to the exit operation, and we add objective components for these operations with a high cost incurred regardless of the scheduled time (the threshold is 0).

Although the last three items of the list above could be considered less desirable workarounds, it demonstrates the flexibility of the simple DISPLIB problem definition. Note that, for simplicity, the infrastructure is not explicitly modelled in the DISPLIB problem definition, except through the set of resources (for example, there is no graph structure describing the infrastructure).

3. Problem instances

For the DISPLIB 2025 benchmark set, we have gathered problem instances from four main sources. The instances are divided into 13 categories based on how the instances were produced from raw data. The categories are the following:

- **smi**: instances received from Siemens Mobility Italy describing trains from a freight-dominated railway extracted from a real-time information system for train dispatching. In each instance, a small set of trains were extracted from a larger set of trains because they represent particularly challenging interactions. Each train has a long sequence of operations and typically also a fairly wide range of routing alternatives (i.e., the graph for each train is quite complex). The number of trains per instances is between 5 and 13. Two subcategories contain different versions of these instance:
 - **smi_headway**: includes non-zero release times, representing headway times computed from the train length and average speed.
 - **smi_close**: no such headway requirement between trains.
- **nor**: Instances received from SINTEF describing parts of the Norwegian national railway network. Instances were generated from a daily timetable extracted from a real-time information system for train dispatching. The timetable was modified by picking a random time during the day and adding delays to a random set of trains at the selected time. Instances were filtered so that only the more difficult instances are included. All the railway lines consists of a combination of double-track and single-track sections. Eight subcategories were made to distinguish between different lines and difficulty variations:
 - **nor1_full**: describes a railway line in Norway called Jærbanen. The line is 120 km long with 28 stations and contains all trains for a full day.
 - **nor1_critical**: instances generated in the same way as the previous subcategory, but where trains that are unlikely to be impacted by the delays are removed.
 - **nor2**: describes a railway line called Gjøvikbanen. The line is 123 km long with 35 stations. The instances are limited to a 6 hour time window.
 - **nor3**: describes a railway line called Kongsvingerbanen. The line is 114 km long with 26 stations. The instances are limited to a 6 hour time window.
 - **nor4_small**: describes a railway line called Dovrebanen. The line is 492 km long with 55 stations, limited to a 6 hour time window.
 - **nor4_large**: same as the previous subcategory, but with the full day time window.
 - **nor5_small**: contains a combination of multiple lines in the Oslo region of Norway, connected in the Oslo Central Station, limited to a 6 hour time window.
 - **nor5_large**: same as the previous subcategory, but with the full day time window.
- **swi**: instances based on openly available data from Swiss Federal Railways (SBB). These instances were prepared for a computational competition [12]. Instances are of increasing difficulty, ranging from a few trains to up to 467 trains per instance.
- **wab**: instances received from Wabtec describing a set of trains in a dispatching region, extracted from a real-time information system for train dispatching. Each of the 16 instances is made from consecutive snapshots of actual train positions during a period of a few hours. The routing graph for each train is fairly complex, describing station routing and also minimum durations in consecutive stations being dependent on optional stops (i.e., a choice between stopping in one station or the next one). Two subcategories were made:
 - **wab_large**: all trains in the dispatching region in the next 24 hour period.
 - **wab_small**: same as the previous subcategory, but using a 16 hour period.

A summary of instance characteristics is shown in Table 1.

Together, these categories represent a wide range of situations and represent optimization problems that are difficult enough to test the limits of the state-of-the-art algorithm for train scheduling. An algorithm that would produce near-optimal solutions to all of these instances in less than 1 minute per instance would represent a significant milestone in this scientific field. We hope that making this collection available to the community will spur progress toward this goal.

Data source	Category	Count	Trains (min.-max.)	Operations (min.-max.)	Resources
smi	smi_close	9	5 – 13	113 – 1975	787
	smi_headway	12	5 – 13	113 – 2245	790
	nor1_critical	10	4 – 16	148 – 796	95
	nor1_full	10	40 – 155	2194 – 8217	95
	nor2	5	23 – 23	1448 – 1750	137
nor	nor3	5	21 – 22	1237 – 1325	79
	nor4_large	5	171 – 365	17221 – 38125	408
	nor4_small	5	157 – 168	16034 – 17907	408
	nor5_large	5	346 – 505	34064 – 50934	512
	nor5_small	5	261 – 286	25594 – 28248	512
swi	swi	9	4 – 467	326 – 52741	1301
wab	wab_large	16	44 – 48	5588 – 6054	136
	wab_small	16	30 – 30	3285 – 3489	136

Table 1: Problem characteristics of the instances in the DISPLIB 2025, grouped by category. The count column shows the number of problem instances in the category. The trains column shows the range of the number of trains in each instance (min.-max.). The operations column lists the number of operations, summed of the trains (also min.-max. over the category). The resources column shows the total number of resources used in the category.

4. Computational competition

A computational competition was held in connection with the development of the DISPLIB problem definition and file formats, and gathering of problem instances for DISPLIB 2025. The goal of the competition was to encourage development of new train dispatching algorithms, but also to (1) validate that the problem definition and file format were suitable for the purpose and easily understandable by the community, and (2) make sure that the problem instances were actually hard enough to pose a significant challenge to the research community.

The competition was divided into two phases. Phase 1 was launched in October 2024, when the file format and competition rules were posted to the competition web page, together with a first set of problem instances and a solution verification program. Participants were encouraged to submit solutions to the phase 1 instances as early as possible, to allow the organizers to fix errors or clarify instructions. Then, in February 2025, phase 2 was initiated by publishing another set of harder problem instances on the web page.

The use of existing general-purpose optimization software was allowed (including commercial solvers such as CPLEX, Gurobi, Xpress, etc.), but the use of multiple unrelated algorithms (such as portfolio solvers) was discouraged. Participants were required to submit a set of solutions to the problem instances that they computed using a maximum of 10 minutes of computation time per instance. This limit is somewhat higher than the typical real-time requirement, which is often in the range of 1-2 minutes, in order to encourage submission of algorithmic ideas that were not necessarily carefully implemented or fine-tuned for real-time usage. A rank-based scoring system was used to give points to the participants according to their solution quality and coverage, similar to the ITC2021 competition [24]). Points are awarded to each solution based on the position among its competitors, and phase 2 instances were given more points.

In addition to the solutions to the problem instances, the participants were required to submit a short report describing their algorithm. An international panel of experts of railway optimization evaluated the submissions based on the scoring and the quality and novelty of the report. The panel selected a group of finalists who were invited to present their algorithms at the International Conference on Optimization and Decision Science (ODS) 2025. More details about the competition rules and detailed results are available from the web page <https://displib.github.io/>.

The competition and the gathering of problem instances validated that the problem definition was general enough to represent a wide range of data sources, and the file format was understandable by the participants. Indeed, the top performing teams had very few clarification questions to

the competition organizers. Furthermore, none of the teams managed to solve all instances to optimality, and no team outperformed all other teams on all instance categories, which confirms that the instances are challenging and suggests that the state of the art can be improved by developing better algorithms.

5. Reference MILP model

To provide a reference model for solving the DISPLIB problem instances, we present here a translation into mixed-integer linear programming (MILP). This model is presented only to provide a correct MILP formulation, which can be used for comparison, testing and inspiration.

For modeling train scheduling problems using MILP, the literature is mostly divided between big- M and time-indexed formulations [7]. Here we present a big- M formulation, which is arguably the most direct way of modeling, and appears to be the most commonly used method in recent state-of-the-art implementations (see, for example, [13, 18, 21]).

Reusing the notation of Section 2, we start by defining the continuous variables $t_a^i \in \mathbb{R}$, $\alpha_a^i \leq t_a^i \leq \beta_a^i$, to represent the start time of operation $o_a^i \in O^i$ for train i , where α_a^i and β_a^i are the lower bound and upper bound respectively.

First, we will focus on modeling the routing and minimum running times of the trains. For each operation $o_a^i \in O^i$ of each train $i \in I$, we introduce a variable $x_a^i \in \{0, 1\}$ that is equal to 1 if and only if the operation o_a^i is part of the route π^i . Similarly, for each pair of operations $(o_a^i, o_b^i) \in S^i$, we introduce a variable $y_{a,b}^i \in \{0, 1\}$ that is equal to 1 if and only if we choose o_a^i and o_b^i to be immediate successors in the route π^i . Then, we define S_a^i as the set of successor operations of o_a^i , i.e., $S_a^i = \{o_b^i \in O^i : (o_a^i, o_b^i) \in S^i\}$, and with P_a^i the set of predecessor operations of o_a^i , i.e., $P_a^i = \{o_b^i \in O^i : (o_b^i, o_a^i) \in S^i\}$. We can now introduce the corresponding *running times and routing constraints*:

$$\left. \begin{aligned} \sum_{o_b^i \in S_1^i} y_{1,b}^i &= 1 & i \in I, \\ \sum_{o_a^i \in P_{n_i}^i} y_{a,n_i}^i &= 1 & i \in I, \\ \sum_{o_a^i \in P_c^i} y_{a,c}^i &= \sum_{o_b^i \in S_c^i} y_{c,b}^i & o_c^i \in O^i \setminus \{o_1^i, o_{n_i}^i\}, i \in I, \\ y_{a,b}^i &\leq x_a^i \\ y_{a,b}^i &\leq x_b^i \\ x_a^i + x_b^i - 1 &\leq y_{a,b}^i \\ t_b^i - t_a^i &\geq \delta_a^i \cdot y_{a,b}^i \end{aligned} \right\} \quad (o_a^i, o_b^i) \in S^i, i \in I \quad (1)$$

The first three constraints are the classical flow conservation constraints that guarantee that we are choosing a path from entry to exit (i.e., a route), while the next three constraints make sure that the operations along this path are selected. The last constraint enforces the minimum running time constraints between two subsequent operations in the chosen path¹.

We can now focus on the exclusive access to resources. We first define $O = \cup_{i \in I} O^i$ as the set of all train operations and then we introduce the set \mathcal{A} of all pairs of train operations (of different trains) that require the same resource, that is:

$$\mathcal{A} = \left\{ \{o_a^i, o_b^j\} : o_a^i, o_b^j \in O, i \neq j, \exists (r, \lambda) \in \Psi_a^i, \exists (r', \lambda') \in \Psi_b^j, r = r' \right\}.$$

This is the set of all pairs of train operations that can potentially be in conflict. Next, for every pair $\{o_a^i, o_b^j\} \in \mathcal{A}$, we introduce the binary variable $z_{a,b}^{i,j} \in \{0, 1\}$ that is equal to 1 if and only if

¹Without giving technical details which would go beyond the scope of the paper, we remark that we can avoid the use of a classical big- M constraint here thanks to the fact that the graph of operations (O^i, S^i) associated with any train i is acyclic.

operation o_a^i precedes operation o_b^j . This means not only that o_a^i starts before o_b^j , but also that o_a^i finishes before o_b^j starts. For example, if $z_{a,b}^{i,j} = 1$, then all the successor operations of o_a^i need to start (if selected) before o_b^j (plus the relevant release times). Then, we can write the following *pairwise resource constraints*:

$$\left. \begin{aligned} t_a^i - t_b^j &\leq -\lambda + M(1 - z_{a,b}^{i,j}) & o_a^i \in S_a^i, (r, \lambda) \in \Psi_a^i, \exists (r, \cdot) \in \Psi_b^i \\ t_b^j - t_a^i &\leq -\lambda' + M(1 - z_{b,a}^{i,j}) & o_b^j \in S_b^j, (r', \lambda') \in \Psi_b^j, \exists (r', \cdot) \in \Psi_a^i \\ x_a^i &\geq z_{a,b}^{i,j} + z_{b,a}^{i,j} \\ x_b^j &\geq z_{a,b}^{i,j} + z_{b,a}^{i,j} \\ x_a^i + x_b^j - 1 &\leq z_{a,b}^{i,j} + z_{b,a}^{i,j} \end{aligned} \right\} \quad \{o_a^i, o_b^j\} \in \mathcal{A}. \quad (2)$$

The first constraint says that if operation x_a^i precedes operation x_b^j and the release time of the common resource for operation o_a^i is λ , then we have $t_c^i + \lambda \leq t_b^j$ for all successor operations o_c^i of o_a^i . Similarly the second. The third enforces the precedence decision when both operations are selected, whereas the last two ensure that no precedence is imposed when at least one of the two operations is not selected.

Note that while the previous constraints guarantee exclusive use of common resource for each pair of corresponding train operations, this is in general not enough to guarantee the feasibility of a solution. The typical example involves two trains traveling in opposite directions and two resources, where train A traverses first resource r_1 (in 10 units of time) and then r_2 while train B traverses first r_2 (in 10 units of time) and then r_1 . Assuming that the release times are equal to 0, a schedule with $t_{r_1}^A = 0, t_{r_2}^A = 10$ and $t_{r_2}^B = 0, t_{r_1}^B = 10$ would be feasible according to the constraints we defined so far (here we omitted the concept of train operations for simplicity of presentation). Sometimes, this is called *swapping*, as the trains are instantaneously swapping the usage of resources at time 10.

The swapping behavior is prevented by imposing a global ordering of operations. For each operation $o_a^i \in O$, we introduce a non-negative integer variable u_a^i . Then, we simply order all operations based on all their precedence relationships by introducing the following *ordering constraints*:

$$\left. \begin{aligned} u_a^i - u_b^j &\leq -1 + M(1 - y_{a,b}^{i,j}) & (o_a^i, o_b^j) \in S^i, i \in I, \\ u_a^i - u_b^j &\leq -1 + M(1 - z_{a,b}^{i,j}) & o_a^i \in S_a^i \\ u_b^j - u_a^i &\leq -1 + M(1 - z_{b,a}^{i,j}) & o_b^j \in S_b^j \end{aligned} \right\} \quad \{o_a^i, o_b^j\} \in \mathcal{A}. \quad (3)$$

Lastly, we need to model the objective function. For each objective component $c = (o_a^i, \bar{t}, \gamma, \zeta) \in \mathcal{C}$, we define a binary variable v_c that is equal to 1 if $t_a^i - \bar{t} \geq 0$. We also define a nonnegative continuous variable $w_c \in \mathbb{R}_+$ to model the cost of each component c . Then, we model the objective components with the following *objective constraints*:

$$\begin{aligned} t_a^i - \bar{t} &\leq Mv_c & c = (o_a^i, \bar{t}, \gamma, \zeta) \in \mathcal{C}, \\ w_c &\geq \gamma(t_a^i - \bar{t}) + \zeta v_c & c = (o_a^i, \bar{t}, \gamma, \zeta) \in \mathcal{C}. \end{aligned} \quad (4)$$

The first constraint makes sure that $v_c = 1$ when $t_a^i \geq \bar{t}$, while the second constraint models the sum of the linear component with the step component.

The full MILP formulation then consists of minimizing $\sum_{c \in \mathcal{C}} w_c$ subject to constraints (1) to (4). A DISPLIB solution can then be retrieved from the solution of the MILP model by taking all operations $o_a^i \in O$ with $x_a^i = 1$ and sorting them by (t_a^i, u_a^i) , lexicographically.

6. Conclusions and future work

This paper presents the DISPLIB train dispatching problem, and a set of challenging benchmark problem instances derived from real-world train dispatching applications. The problem

instances are freely available online, and are accompanied by a verification program and a reference MILP solver implementation. The problem statement and the hardness of the instances has been validated through a computational competition held in 2024-2025. We hope that this benchmarking framework will spur innovation and interest in the field of train dispatching algorithms, and provide an infrastructure for fruitful research advancing the state of the art.

We intend the DISPLIB benchmark set to be an ongoing effort, and we are currently gathering additional problem instances from dispatching applications from multiple countries. Any researchers or developers of train dispatching optimization applications who have data describing relevant problem instances are welcome to contribute them to the authors for inclusion into a future version of the DISPLIB benchmark set.

Acknowledgements

Thanks to SINTEF Digital, Siemens Mobility Italy, Wabtec Corporation, and Swiss Federal Railways (SBB) for providing/publishing raw data for the problem instances. Thanks to the organizers of the International Conference on Optimization and Decision Science (ODS) for supporting and publicizing the competition. Thanks also to the members of the scientific committee of the computational competition, Giorgio Sartor, Marcella Samà, Paolo Ventura, Steven Harrod, and Dennis Huisman. This work was partially funded by the European Union through the project MOTIONAL, Grant Agreement 101101973. Views and opinions expressed are however those of the author(s) only and do not necessarily reflect those of the European Union or the Europe's Rail Joint Undertaking. Neither the European Union nor the Europe's Rail Joint Undertaking can be held responsible for them.

References

- [1] Maurizio Boccia, Veronica Dal Sasso, Leonardo Lamorgese, Carlo Mannino, and Paolo Ventura. Optimizing train dispatching for the Union Pacific Railroad. *arXiv:2503.19535*, 2025.
- [2] Francesco Corman and Lingyun Meng. A review of online dynamic models and algorithms for railway traffic management. *IEEE Transactions on Intelligent Transportation Systems*, 16(3):1274–1284, 2014.
- [3] Anna Livia Croella, Bjørnar Luteberget, Carlo Mannino, and Paolo Ventura. A MaxSAT approach for solving a new dynamic discretization discovery model for train rescheduling problems. *Computers & Operations Research*, 167:106679, 2024.
- [4] Veronica Dal Sasso, Leonardo Lamorgese, Carlo Mannino, Andrea Onofri, and Paolo Ventura. A 0, 1 linear programming approach to deadlock detection and management in railways. *Transportation Science*, 59(1):187–205, 2025.
- [5] Veronica Dal Sasso, Leonardo Lamorgese, Carlo Mannino, Antonio Tancredi, and Paolo Ventura. Easy cases of deadlock detection in train scheduling. *Operations Research*, 70(4):2101–2118, 2022.
- [6] George B Dantzig and John H Ramser. The truck dispatching problem. *Management science*, 6(1):80–91, 1959.
- [7] Pedro José Correia Duarte, Stéphane Dauzère-Pérès, Dennis Huisman, Carlo Mannino, Giorgio Sartor, Norman Weik, and Philipp Widmann. 50 years of or in railway timetabling and rolling stock planning. *EURO Journal on Transportation and Logistics*, page 100155, 2025.
- [8] Wei Fang, Shengxiang Yang, and Xin Yao. A survey on problem models and solution approaches to rescheduling in railway networks. *IEEE Transactions on Intelligent Transportation Systems*, 16(6):2997–3016, 2015.

- [9] Ambros Gleixner, Gregor Hendel, Gerald Gamrath, Tobias Achterberg, Michael Bastubbe, Timo Berthold, Philipp Christophel, Kati Jarck, Thorsten Koch, Jeff Linderoth, et al. MIPLIB 2017: data-driven compilation of the 6th mixed-integer programming library. *Mathematical Programming Computation*, 13(3):443–490, 2021.
- [10] Marijn JH Heule, Markus Iser, Matti Järvisalo, and Martin Suda. Proceedings of sat competition 2024: Solver, benchmark and proof checker descriptions. 2024.
- [11] INFORMS Railway Applications Section (RAS). Data and archive of previous problem solving competition (web page). <https://connect.informs.org/railway-applications/new-item3/problem-repository16> [accessed 2025-08-19].
- [12] Julian Jordi. SBB Train Schedule Optimisation Challenge (web page). <https://www.aicrowd.com/challenges/train-schedule-optimisation-challenge> [accessed 2025-08-19].
- [13] Oddvar Kloster, Bjørnar Luteberget, Carlo Mannino, and Giorgio Sartor. An optimization-based decision support tool for incremental train timetabling. In *Operations Research Forum*, volume 4, page 65. Springer, 2023.
- [14] Leonardo Lamorgese and Carlo Mannino. An exact decomposition approach for the real-time train dispatching problem. *Operations Research*, 63(1):48–64, 2015.
- [15] Leonardo Lamorgese, Carlo Mannino, and Erik Natvig. An exact micro–macro approach to cyclic and non-cyclic train timetabling. *Omega*, 72:59–70, 2017.
- [16] Leonardo Lamorgese, Carlo Mannino, Dario Pacciarelli, and Johanna Törnquist Krasemann. *Handbook of optimization in the railway industry*, chapter Train dispatching, pages 265–283. Springer, 2018.
- [17] Nuannuan Leng, Zhengwen Liao, and Francesco Corman. Role of timetable, rolling stock rescheduling, and information strategies to passengers in public transport disruptions. *Transportation Research Record*, 2674(9):135–147, 2020.
- [18] Florin Leutwiler and Francesco Corman. A logic-based benders decomposition for microscopic railway timetable planning. *European Journal of Operational Research*, 303(2):525–540, 2022.
- [19] Quan Lu, Maged Dessouky, and Robert C Leachman. Modeling train movements through complex rail networks. *ACM Transactions on Modeling and Computer Simulation (TOMACS)*, 14(1):48–75, 2004.
- [20] Sharada Mohanty, Erik Nygren, Florian Laurent, Manuel Schneider, Christian Scheller, Nilabha Bhattacharya, Jeremy Watson, Adrian Egli, Christian Eichenberger, Christian Baumberger, et al. Flatland-rl: Multi-agent reinforcement learning on trains. *arXiv preprint arXiv:2012.05893*, 2020.
- [21] Paola Pellegrini, Raffaele Pesenti, and Joaquin Rodriguez. Efficient train re-routing and rescheduling: Valid inequalities and reformulation of recife-milp. *Transportation Research Part B: Methodological*, 120:33–48, 2019.
- [22] Gerhard Reinelt. TSPLIB—a traveling salesman problem library. *ORSA journal on computing*, 3(4):376–384, 1991.
- [23] Giorgio Sartor, Carlo Mannino, Thomas Nygreen, and Lukas Bach. A milp model for quasi-periodic strategic train timetabling. *Omega*, 116:102798, 2023.
- [24] David Van Bulck and Dries Goossens. The international timetabling competition on sports timetabling (itc2021). *European Journal of Operational Research*, 308(3):1249–1267, 2023.
- [25] Chuntian Zhang, Jianguo Qi, Yuan Gao, Lixing Yang, Ziyu Gao, and Fanting Meng. Integrated optimization of line planning and train timetabling in railway corridors with passengers’ expected departure time interval. *Computers & Industrial Engineering*, 162:107680, 2021.

Appendix A. The DISPLIB file format

The DISPLIB problem instances are stored as standard JSON files. The JSON object for a DISPLIB problem instance contains two keys: **trains** and **objective**, giving the following overall structure of the JSON file, where ... is a placeholder:

```
{ "trains": [[{ ... operation ... }, ... ], ... ],  
  "objective": [{ ... component ... }, ... ] }
```

Appendix A.1. Trains

The top-level **trains** key contains a list of trains, where each train is a list of operations. References to specific trains are given as a zero-based index into the **trains** list, and references to operations are given as a zero-based index into a specific train's list of operations. Each operation is a JSON object with the following keys:

- **start_lb** (optional, number): the earliest start time of the operation. Must be a non-negative integer. If the key is not present, defaults to 0.
- **start_ub** (optional, number): the latest start time of the operation. Must be a non-negative integer. If the key is not present, defaults to infinity (i.e., no upper bound).
- **min_duration** (number): the minimum duration, i.e., the minimum time between the start time and the end time of the operation. Must be a non-negative integer.
- **resources** (optional, list): a list of resources used by the train while performing the operation. If the key is not present, defaults to the empty list. Each resource usage is given as a JSON object with the following keys:
 - **resource** (string): the name of a resource.
 - **release_time** (optional, number): the release time for the resource, i.e., the minimum duration between the end time of this operation and the start time of any subsequent operation (of a different train) using the same resource. If the key is not present, defaults to 0.
- **successors** (list): a list of alternative successor operations, given as zero-based indices into the list of this train's operation. The list must be non-empty unless this operation is the *exit operation*.

For example, an operation that starts between time 7 and 8 and has a duration of 5 time units, uses the resource R1, and releases it immediately after the end event, and must be succeeded by the operation with index 2, would be formatted as follows:

```
{ "start_lb": 7, "start_ub": 8, "min_duration": 5,  
  "resources": [{ "resource": "R1" }], "successors": [2] }
```

For each train, the list of operations is ordered topologically, i.e., all successors for an operation appear after it in the list. Note that this also means that the entry operation will always be at index 0, and the exit operation will always be the last operation in the list.

Appendix A.2. Objective

The top-level **objective** key contains a list of objective components. Each objective component is a JSON object containing the key **type** for determining an objective component type, and other keys depending on the type. Only one type, called **operation delay** (see Sec. 2.1), is defined in DISPLIB 2025 (the **type** key is included for forward compatibility).

The operation delay objective component is described as a JSON object with the following keys:

- **type** (string): must contain the string "op_delay".
- **train** (number): reference to a train as an index into the top-level **trains** list.

- **operation** (number): reference to an operation as an index into the list defining the train's operation graph.
- **threshold** (number): a time after which this delay component is activated, as defined in the formula above. If the key is not present, defaults to 0.
- **increment** (number): the constant d in the formula above. Must be a non-negative integer. If the key is not present, defaults to 0.
- **coeff** (number): the constant c in the formula above. Must be a non-negative integer. If the key is not present, defaults to 0.

For example, an objective component that measures the time that train 0's operation 5 is delayed beyond time 10, would be formatted as follows:

```
{ "type": "op_delay", "train": 0, "operation": 5,
  "threshold": 10, "coeff": 1 }
```

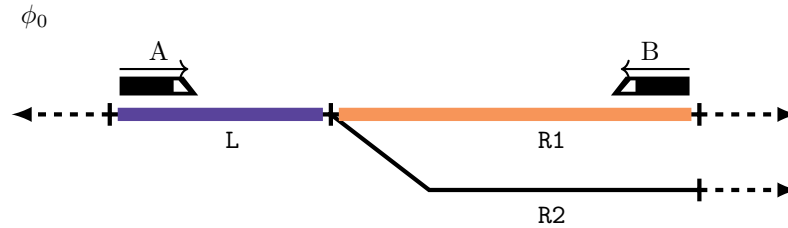
Appendix A.3. Solution format

Solutions to a DISPLIB problem are given as a JSON object (typically in a separate file from the problem instance), containing the following keys:

- **objective_value** (number): is the objective value of the solution (according to the **objective** from the problem instance).
- **events** (list): is an ordered list of start events, i.e. a list of references to operations to be started in the given order. Each start event is described by a JSON object with the following keys:
 - **time** (number): the time at which to start the operation. Must be a non-negative integer.
 - **train** (number): reference to a train as an index into the top-level **trains** list.
 - **operation** (number): reference to an operation as an index into the list defining the train's operation graph.

Appendix A.4. An example problem

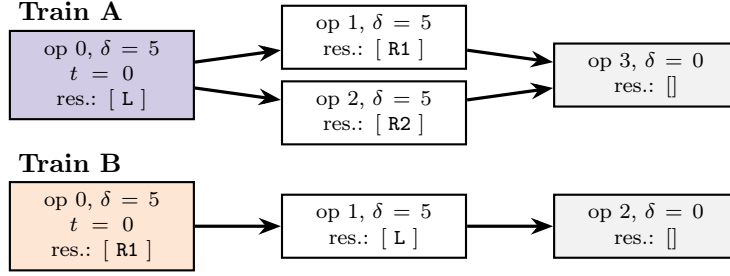
Let's consider two trains meeting at a junction, coming from opposite directions. Train A is currently occupying the left part of the track (resource L), and may proceed either to the upper right track (resource R1), which train B is currently occupying, or to the lower right track (resource R2), which is currently free.



The operation graphs for the two trains would look as follows:

The objective is to minimize the time when train B finishes traveling through L. The JSON problem instance for this problem is:

```
{
  "trains": [
    [{ "start_ub": 0,
      "min_duration": 5,
      "resources": [{ "resource": "L" }],
```

```

    "successors": [1, 2] },
  { "min_duration": 5,
    "successors": [3],
    "resources": [{ "resource": "R1" } ]},
  { "min_duration": 5,
    "successors": [3],
    "resources": [{ "resource": "R2" } ]},
  { "min_duration": 0,
    "successors": [ ]},
  [{ "start_ub": 0,
    "min_duration": 5,
    "resources": [{ "resource": "R1" } ],
    "successors": [1]},
  { "min_duration": 5,
    "resources": [{ "resource": "L" } ],
    "successors": [2]},
  { "min_duration": 0,
    "successors": [ ]}],
  "objective": [{ "type": "op_delay",
    "train": 1,
    "operation": 2,
    "coeff": 1}]
}

```

The following JSON object is a feasible (and optimal) solution to the problem instance:

```

{ "objective_value": 10, "events": [
  { "time": 0, "train": 0, "operation": 0},
  { "time": 0, "train": 1, "operation": 0},
  { "time": 5, "train": 0, "operation": 2},
  { "time": 5, "train": 1, "operation": 1},
  { "time": 10, "train": 1, "operation": 2},
  { "time": 10, "train": 0, "operation": 3}] }

```

Note that this is an example where the global ordering of events is important beyond the ordering implied by the time values: if we switch the ordering of the two events at time 5, the result is not a feasible solution since operation 1 of train B allocates L while it is still in use by train A.