
On Linear Mode Connectivity of Mixture-of-Experts Architectures

Viet-Hoang Tran^{*†}

Department of Mathematics
National University of Singapore
hoang.tranviet@u.nus.edu

Van-Hoan Trinh^{*}

Department of Mathematics
Technical University of Munich
vanhoan.trinh@tum.de

Khanh Vinh Bui^{*}

Independent Researcher
Ho Chi Minh City, Vietnam
khanhvinhbui0512@gmail.com

Tan M. Nguyen

Department of Mathematics
National University of Singapore
tanmn@nus.edu.sg

Abstract

Linear Mode Connectivity (LMC) is a notable phenomenon in the loss landscapes of neural networks, wherein independently trained models have been observed to be connected—up to permutation symmetries—by linear paths in parameter space along which the loss remains consistently low. This observation challenges classical views of non-convex optimization and has implications for model ensembling, generalization, and our understanding of neural loss geometry. Inspired by recent studies on LMC in standard neural networks, we systematically investigate this phenomenon within Mixture-of-Experts (MoE) architectures—a class of models known for their scalability and computational efficiency, which combine traditional neural networks—referred to as experts—through a learnable gating mechanism. We begin by conducting a comprehensive analysis of both dense and sparse gating regimes, demonstrating that the symmetries inherent to MoE architectures are fully characterized by permutations acting on both the expert components and the gating function. Building on these foundational findings, we propose a matching algorithm that enables alignment between independently trained MoEs, thereby facilitating the discovery of LMC. Finally, we empirically validate the presence of LMC using our proposed algorithm across diverse MoE configurations—including dense, sparse, and shared-expert variants—under a wide range of model settings and datasets of varying scales and modalities. Our results confirm the existence of LMC in MoE architectures and offer fundamental insights into the functional landscape and optimization dynamics of deep learning models. The code is publicly available at <https://github.com/MLResearchX/lmc-moe>.

1 Introduction

Despite the high-dimensional and non-convex nature of deep neural network (DNN) training, stochastic optimization methods—such as stochastic gradient descent (SGD) and its variants—consistently find solutions that generalize well. This empirical success contrasts with the theoretical complexity of the loss landscape, which contains many local minima. A growing body of work has uncovered a surprising phenomenon known as *mode connectivity*, wherein minima found by independent SGD runs can often be connected by continuous low-loss paths.

^{*}Co-first author

[†]Corresponding author

Mode Connectivity. Related work on mode connectivity includes [34, 45, 67, 85, 61, 76, 91, 94]. Empirical studies demonstrate low-loss connections between independently trained models on MNIST and CIFAR-10 [31, 33, 21], and have shown that nearly any two solutions can be linked by a low-error curve [32]. The implications of mode connectivity extend beyond theoretical curiosity. It provides insight into why weight-space ensembling techniques, such as Stochastic Weight Averaging, yield improved generalization [39, 65, 89]. Moreover, it has proven useful in studying adversarial robustness [93], generalization theory [63, 44, 55], and the geometry of loss landscapes [35, 87, 56]. A more restrictive and analytically convenient variant of this phenomenon is *linear mode connectivity* (LMC), where two models are connected by a linear interpolation in parameter space along which the loss remains low [30, 24].

Permutation Invariance. A central challenge in observing LMC stems from the *permutation invariance* of neural networks: permuting neurons within a hidden layer leaves the network function unchanged [7, 23, 29, 9, 60]. Consequently, two functionally equivalent models may appear disconnected in parameter space unless one is suitably permuted. To address this, recent work considers LMC *up to permutation*, wherein a low-loss linear path exists after aligning hidden units [71, 2, 36]. Optimal Transport (OT) [86, 82, 78, 79, 80] methods have been proposed to compute soft matchings between neurons [71, 72], enabling applications such as model fusion in federated learning. Empirically, OT-based alignment achieves near-zero error barrier LMC between independently trained ResNets on CIFAR-10 [2], with connectivity improving with width and degrading with depth. Theoretically, dropout-stable networks have been shown to exhibit mode connectivity [48, 70], and [24] demonstrate that LMC up to permutation can already arise at initialization, especially in the NTK regime [41]. [28] further provide formal guarantees for LMC under OT alignment. These insights support the *convexity conjecture* [25], which posits that the SGD solution set is approximately convex once symmetries are accounted for. This view is strengthened by [68], who propose *simultaneous linear connectivity*, where a single model aligns linearly with multiple others. Additional studies explore the geometry of the solution space [3, 90] and identify star-shaped regions conducive to LMC [73].

Functional Equivalence. Prior work on LMC has primarily focused on feedforward and convolutional architectures, owing to the well-characterized permutation symmetries in these models [11, 62, 13, 77, 88]. In contrast, the symmetry structures of more modern architectures—such as Transformers [84, 19, 12] and Mixture-of-Experts [40, 69, 52, 26]—remain relatively underexplored. The study of these symmetries falls under the broader concept of *functional equivalence*, which aims to characterize when different parameter configurations yield identical input–output behavior [37, 15, 27, 50, 5, 6]. Recent work has extended this analysis to attention-based models, with [83, 46] examining symmetries in attention mechanisms, particularly permutations of heads and group actions induced by the general linear group. A rigorous understanding of functional equivalence is essential for uncovering and formalizing LMC in such complex, structured architectures.

Permutation Alignment Methods. These methods align parameter permutations to establish LMC. [25] proposed a simulated annealing-based algorithm. [72] employed Optimal Transport, while [4] utilized the Wasserstein Barycenter. [2] introduced three methods: activation matching (using intermediate activations), weight matching (in parameter space), and the Straight-Through Estimator (which minimizes interpolation midpoint loss via gradients); all are based on solving the Linear Assignment Problem [49, 42, 17]. [36] developed Sinkhorn re-basin, a differentiable method that improves alignment but struggles with residual connections due to layer-independent optimization.

Contribution. Motivated by this line of work, we extend the investigation of LMC to Mixture-of-Experts (MoE) architectures, which are related to traditional neural networks in that they aggregate outputs of multiple subnetworks via a gating mechanism. The paper is organized as follows:

1. In Section 3, we introduce the concept of the weight space of MoE architectures and define a group action on this space that preserves the functional behavior of MoE models.
2. In Section 4, we present two core results concerning functional equivalence in MoE models. We demonstrate that the proposed group action characterizes *all* inherent symmetries of the MoE gating mechanism, with rigorous theoretical justification.
3. In Section 5, we first observe that permutation invariance alone is sufficient to induce LMC. Building on this insight, we develop a Weight Matching algorithm that enables alignment between independently trained MoEs, thereby facilitating the discovery of LMC.

4. In Section 6, we provide empirical evidence of LMC across a wide range of MoE configurations—including dense, sparse, and shared-expert variants—evaluated under diverse model settings and across datasets of varying scales and modalities. Additionally, we assess the effectiveness of our proposed expert-matching algorithms, and conduct ablation studies to analyze LMC at different layers within deep MoE models.

Section 2 offers background on LMC and MoE architectures. Table of notation, along with theoretical foundations, experimental details, and additional content, is provided in the Appendix.

2 Preliminaries

This section provides an overview of Linear Mode Connectivity and Mixture-of-Experts architectures.

2.1 Linear Mode Connectivity

Let $f(\cdot; \theta)$ be a function parameterized by $\theta \in \Theta$, where Θ denotes the weight space. Given a non-negative loss function $\mathcal{L}(\theta)$, we seek to minimize $\mathcal{L}(\theta)$ over Θ . The notion of the *loss barrier* was originally introduced by [30] and later formalized by [24] as follows: for $\theta_A, \theta_B \in \Theta$, define

$$B(\theta_A, \theta_B) = \sup_{t \in [0,1]} [\mathcal{L}(t\theta_A + (1-t)\theta_B) - (t\mathcal{L}(\theta_A) + (1-t)\mathcal{L}(\theta_B))]. \quad (1)$$

θ_A and θ_B are said to be *linearly mode connected* if their loss barrier is negligible, i.e., $B(\theta_A, \theta_B) \approx 0$. In many architectures, the function $f(\cdot; \theta)$ is invariant under certain permutations of the weight space—namely, for a permutation g and all $\theta \in \Theta$, we have $f(\cdot; \theta) = f(\cdot; g\theta)$. Therefore, θ_A and θ_B are said to be *linearly mode connected up to permutation* if there exists a permutation g such that $B(\theta_A, g\theta_B) \approx 0$. Any such permutation g is referred to as a *winning permutation* [24].

2.2 Mixture-of-Experts Architectures

A Mixture-of-Experts (MoE) is a neural network architecture that combines the outputs of multiple models into a single prediction through a gating mechanism that assigns input-dependent weights. The two most commonly used gating strategies are *dense* and *sparse* gating. While we provide a brief overview of these concepts here, a comprehensive and formal treatment is deferred to Appendix A.

Expert. Let d denote the input dimension. We define an *Expert* as a function $\mathcal{E}(\cdot; \theta): \mathbb{R}^d \rightarrow \mathbb{R}^d$, parameterized by $\theta \in \mathbb{R}^e$, where $e \in \mathbb{N}$ represents the total number of trainable parameters of \mathcal{E} . In this work, we consider each expert $\mathcal{E}(\cdot; \theta)$ to be a feedforward neural network with ReLU activation functions. Unless stated otherwise, all experts are assumed to share the same architecture.

Mixture-of-Experts with dense gating. Given n denoting the number of experts, we define *Mixture-of-Experts with dense gating* as a function $\mathcal{D}: \mathbb{R}^d \rightarrow \mathbb{R}^d$ such that

$$\mathcal{D}(x; \{W_i, b_i, \theta_i\}_{i=1}^n) = \sum_{i=1}^n \text{softmax}_i(s_1(x), \dots, s_n(x)) \mathcal{E}(x; \theta_i), \quad (2)$$

where $s_i(x) = W_i x + b_i$ determines the contribution of each expert to the final output. Here, θ_i are the parameters of the i^{th} expert. The function $s = (s_1, \dots, s_n)$ is called the *gating score*, and is parameterized as $s(\cdot; \{W_i, b_i\}_{i=1}^n)$ with $(W_i, b_i) \in \mathbb{R}^d \times \mathbb{R}$ are the corresponding *gating parameters*.

Mixture-of-Experts with sparse gating. Given a positive integer $k \leq n$ denoting the number of activated experts, define the Top- k map by $\text{Top-}k(z) = \{i_1, \dots, i_k\}$ for $z = (z_1, \dots, z_n) \in \mathbb{R}^n$, where i_1, \dots, i_k are the indices corresponding to the k largest components of x . In the event of ties, we select smaller indices first. We define a *Mixture-of-Experts with sparse gating* (SMoE) as a function $\mathcal{S}: \mathbb{R}^d \rightarrow \mathbb{R}^d$ as follows. For $x \in \mathbb{R}^d$, let $T(x) = \text{Top-}k(s(x))$, then define:

$$\mathcal{S}(x; \{W_i, b_i, \theta_i\}_{i=1}^n) = \sum_{i \in T(x)} \text{softmax}_i((s_i(x))_{i \in T(x)}) \cdot \mathcal{E}(x; \theta_i) \quad (3)$$

In other words, the Top- k selects the k highest-scoring experts used to compute the output.

3 Group Action on Weight Space of Mixture-of-Experts

In this section, we introduce the formal notion of the weight space associated with MoE models. Furthermore, we define a group action on this space that preserves the functionality of MoE. A complete and rigorous exposition of these definitions and their implications is provided in Appendix A.

3.1 Weight Space of Mixture-of-Experts

The map \mathcal{D} is parameterized by:

$$\phi = (W_i, b_i, \theta_i)_{i=1, \dots, n} \in \Phi(n) := (\mathbb{R}^d \times \mathbb{R} \times \Theta)^n = (\mathbb{R}^d \times \mathbb{R} \times \mathbb{R}^e)^n. \quad (4)$$

Here, $\Phi(n)$ is called the *weight space* of a Mixture-of- n -Experts. Varying the number of experts leads to a general Mixture-of-Experts weight space that spans across expert sets of different sizes, denoted by $\Phi = \sqcup_{n \geq 0} \Phi(n)$. Note that the weight space of \mathcal{E} coincides with that of \mathcal{S} , since the map Top- k does not introduce any new trainable parameters.

3.2 Group Action on Weight Space of Mixture-of-Experts

We define the group $G(n)$ as the direct product $G(n) = \mathbb{R}^d \times \mathbb{R} \times S_n$ of the groups \mathbb{R}^d , \mathbb{R} with addition, and the permutation group S_n . Each element $g \in G(n)$ is of the form $g = (c_W, c_b, \tau)$, where $c_W \in \mathbb{R}^d$, $c_b \in \mathbb{R}$ and $\tau \in S_n$. The group $G(n)$ acts on the weight space $\Phi(n)$ as follows. For $g \in G(n)$ and $\phi \in \Phi(n)$ presented as in Equation (4), define:

$$g\phi := (W_{\tau(i)} + c_W, b_{\tau(i)} + c_b, \theta_{\tau(i)})_{i=1, \dots, n} \in \Phi(n). \quad (5)$$

The result below establishes that this group action preserves the MoE map.

Proposition 3.1 (Weight space invariance of Mixture-of-Experts). *The MoE function \mathcal{D} is $G(n)$ -invariant under the action of $G(n)$ on its weight space $\Phi(n)$, i.e., $\mathcal{D}(\cdot; \phi) = \mathcal{D}(\cdot; g\phi)$.*

A proof of Proposition 3.1 is presented in Proposition A.3. An analogous invariance result holds in the case of the SMOE function \mathcal{S} . However, since the Top- k selection map is generally discontinuous—primarily due to tie cases in the gating scores—additional conditions are required to ensure the validity of the invariance result. To address this, we focus on a subset of \mathbb{R}^d where the Top- k scores are unambiguously defined. Specifically, for $\{W_i, b_i\}_{i=1}^n \in (\mathbb{R}^d \times \mathbb{R})^n$, we define:

$$\Omega(\{W_i, b_i\}_{i=1}^n) := \{x \in \mathbb{R}^d : (W_i x + b_i)_{i=1}^n \text{ are pairwise distinct}\}. \quad (6)$$

The SMOE function \mathcal{S} exhibits well-behaved properties on this domain. First, consider the case where the pairs $\{W_i, b_i\}_{i=1}^n$ are not pairwise distinct. In this case, the set $\Omega(\{W_i, b_i\}_{i=1}^n)$ is clearly empty. However, when the pairs $\{W_i, b_i\}_{i=1}^n$ are pairwise distinct, the set $\Omega(\{W_i, b_i\}_{i=1}^n)$ becomes an open and dense subset of \mathbb{R}^d . Moreover, the SMOE function \mathcal{S} is continuous on $\Omega(\{W_i, b_i\}_{i=1}^n)$. These properties are formally established in Propositions A.1 and A.2. We now show that the invariance property of the SMOE map holds under restriction to this domain.

Proposition 3.2 (Weight space invariance of Sparse Mixture-of-Experts). *Given the SMOE function \mathcal{S} , as defined in Equation (3). Assume that $\{W_i, b_i\}$ are pairwise distinct for $i = 1, \dots, n$. Then, the set $\Omega(\{W_i, b_i\}_{i=1}^n)$ is invariant under the group action of $G(n)$, i.e., for $g = (c_W, c_b, \tau) \in G(n)$, we have $\Omega(\{W_i, b_i\}_{i=1}^n) = \Omega(\{W_{\tau(i)} + c_W, b_{\tau(i)} + c_b\}_{i=1}^n)$. Moreover, the function \mathcal{S} , restricted to $\Omega(\{W_i, b_i\}_{i=1}^n)$, is invariant under the action of $G(n)$ on its weight space $\Phi(n)$, i.e. $\mathcal{S}(\cdot; \phi) = \mathcal{S}(\cdot; g\phi)$ on $\Omega(\{W_i, b_i\}_{i=1}^n)$.*

A proof of Proposition 3.2 is presented in Proposition A.4.

Remark 3.3. The permutation invariance of the summation operator and the translation invariance of the softmax function are the two primary sources of invariance for the functions \mathcal{D} and \mathcal{S} , as stated in Propositions 3.1 and 3.2. In the case of SMOE, these invariance properties are additionally upheld by the permutation and translation invariance of the Top- k operator.

4 Symmetries and Functional Equivalence in Mixture-of-Experts

In the remainder of this section, we let $\phi \in \Phi(n)$ and $\phi' \in \Phi(n')$ denote the parameters of two Mixture-of-Experts models with n and n' experts, respectively:

$$\phi = (W_i, b_i, \theta_i)_{i=1, \dots, n} \in \Phi(n), \quad \text{and} \quad \phi' = (W'_i, b'_i, \theta'_i)_{i=1, \dots, n'} \in \Phi(n'). \quad (7)$$

4.1 Functional Equivalence in Mixture-of-Experts

We aim to characterize the conditions under which distinct parameter sets yield functionally equivalent MoE models. The central result of this section is that *the symmetries of the gating mechanism are fully characterized by the group action of $G(n)$* , as defined in Equation (5). Given the fundamentally different structural and analytical characteristics of the two gating mechanisms, we treat each case independently in the analysis. In addition, we introduce a set of assumptions, the motivations for which are discussed in detail in the following subsection. We begin with the case of dense gating.

Theorem 4.1 (Functional equivalence in Mixture-of-Experts with Dense Gating). *Suppose ϕ, ϕ' define the same MoE function, i.e., $\mathcal{D}(\cdot; \phi) = \mathcal{D}(\cdot; \phi')$. Assume that the following conditions hold:*

1. *Both $\{\mathcal{E}(\cdot; \theta_i)\}_{i=1}^n$ and $\{\mathcal{E}(\cdot; \theta'_i)\}_{i=1}^{n'}$ consist of pairwise distinct functions;*
2. *Both $\{W_i - W_j\}_{1 \leq i < j \leq n}$ and $\{W'_i - W'_j\}_{1 \leq i < j \leq n'}$ consist of pairwise distinct vectors in \mathbb{R}^d .*

Then $n = n'$, and there exists $g = (c_W, c_b, \tau) \in G(n)$ such that for all $i = 1, \dots, n$, we have $W'_i = W_{\tau(i)} + c_W$, $b'_i = b_{\tau(i)} + c_b$, and $\mathcal{E}(\cdot; \theta'_i) = \mathcal{E}(\cdot; \theta_{\tau(i)})$ on \mathbb{R}^d .

For the case of sparse gating, we require the notion of the *strongly distinct* property. Specifically, two functions f and g defined on \mathbb{R}^d are said to be *strongly distinct* if the set $\{x \in \mathbb{R}^d: f(x) \neq g(x)\}$ is dense in \mathbb{R}^d . For instance, distinct polynomials are strongly distinct, whereas distinct ReLU networks are not strongly distinct in general. A formal definition of this property, along with illustrative examples, is provided in Definition C.1 and Example C.2.

We now state a result that parallels Theorem 4.1, adapted to the sparse gating regime with $k > 1$, and established under a set of assumptions that are stronger than those previously required.

Theorem 4.2 (Functional equivalence in Mixture-of-Experts with Sparse Gating). *Suppose ϕ, ϕ' define the same SMOE function, i.e., $\mathcal{S}(\cdot; \phi) = \mathcal{S}(\cdot; \phi')$. Assume that the following conditions hold:*

1. *Both $\{\mathcal{E}(\cdot; \theta_i)\}_{i=1}^n$ and $\{\mathcal{E}(\cdot; \theta'_i)\}_{i=1}^{n'}$ consist of pairwise strongly distinct functions;*
2. *Both $\{W_{i-1} - W_i\}_{i=2}^n$ and $\{W'_{i-1} - W'_i\}_{i=2}^{n'}$ are linearly independent subsets of \mathbb{R}^d .*

Then $n = n'$, and there exists $g = (c_W, c_b, \tau) \in G(n)$ such that for all $i = 1, \dots, n$, we have $W'_i = W_{\tau(i)} + c_W$, $b'_i = b_{\tau(i)} + c_b$, and $\mathcal{E}(x; \theta'_i) = \mathcal{E}(x; \theta_{\tau(i)})$ for all $x \in \Omega(\{W_i, b_i\}_{i=1}^n)$ such that $\tau(i) \in \text{Top-}k((W_j x + b_j)_{j=1}^n)$.

The proofs of Theorems 4.1 and 4.2 are provided in Appendix B and Appendix C, respectively. Both arguments build upon two essential ingredients: a result establishing the linear independence of exponential functions, as formulated in Lemma B.3, and a key observation on the piecewise affine structure of ReLU networks, discussed in Appendix B.1.

Remark 4.3. While Theorem 4.2 shares a conceptual parallel with Theorem 4.1, it is important to underscore that *the sparse gating case presents significantly deeper mathematical difficulties*. The core source of complexity lies in the discontinuous behavior of the Top- k operator, which induces nontrivial discontinuities in the gating function, thereby disrupting smoothness and complicating the functional analysis required to establish equivalence. As a result, standard analytical techniques used in the dense setting become insufficient, necessitating more delicate arguments to account for the combinatorial and piecewise structure inherent to sparse gating.

Theorems 4.1 and 4.2 provide a rigorous characterization of functional equivalence in both dense and sparse MoE models, with particular attention given to the role and structure of the gating mechanism. Nonetheless, it is important to note that these results do not account for all potential symmetries inherent in the MoE and SMOE mappings defined in Equations (2) and (3). Notably, further symmetries may exist within the expert networks, especially when they are implemented as ReLU neural networks. Given that this work is primarily concerned with the MoE architecture itself, our analysis is restricted to the behavior of the gating mechanism. Consequently, we treat the experts as black-box functions and abstract away from their internal parameterizations.

4.2 Necessity and Implications of Technical Assumptions

At a conceptual level, symmetry analysis aims to identify *universal invariances*—those that persist regardless of specific parameter values—while explicitly excluding *singular symmetries*, which emerge only under special, degenerate configurations of the model parameters. The assumptions introduced in our results are designed precisely to rule out such singularities, which do not represent inherent structural invariances of the architecture but instead arise from pathological or measure-zero subsets of parameter space. We provide a brief overview of the motivation behind these assumptions here; a more detailed justification, along with illustrative examples, is given in Remarks B.6 and C.8.

The case of dense gating. Assumption 1 is introduced to eliminate degenerate scenarios in which two experts compute identical functions and receive identical gating scores—situations where permuting the corresponding experts has no effect on the model’s output. By excluding linear dependencies among the gating weight vectors, Assumption 2 ensures that expert activations remain distinguishable—thereby preventing the emergence of non-structural, symmetry-like artifacts.

The case of sparse gating. Theorem 4.2 relies on a stronger set of assumptions than those required in Theorem 4.1. This added strength is necessary due to a key feature of sparse gating: an expert’s behavior on inputs where it is not selected is unconstrained, meaning that the expert can act arbitrarily outside its region of activation. Consequently, different sets of expert functions may result in the same overall model output, provided their outputs agree where they are active.

The case of $k = 1$. In the particular case where $k = 1$, the SMoE architecture employs a Top-1 gating mechanism that activates only the expert associated with the highest gating score. Consequently, the softmax output reduces to a one-hot vector, with a single component equal to 1. Under this regime, the SMoE map exhibits additional nontrivial symmetries, specifically invariance under the multiplicative group $\mathbb{R}_{>0}$. That is, for any positive scalar $c > 0$, the following identity holds:

$$\mathcal{S}(x; \{W_i, b_i, \theta_i\}_{i=1}^n) = \mathcal{S}(x; \{cW_i, cb_i, \theta_i\}_{i=1}^n). \quad (8)$$

This invariance holds because the argmax used for expert selection is unaffected by positive scaling, i.e., $\operatorname{argmax}_{i=1,\dots,n} (W_i x + b_i) = \operatorname{argmax}_{i=1,\dots,n} (cW_i x + cb_i)$, for all $x \in \Omega(\{W_i, b_i\}_{i=1}^n)$. Additionally, since only a single expert contributes to the output, the model lacks any form of explicit aggregation across experts. Due to the analytical challenges posed by these additional invariances, we do not consider $k = 1$ in our primary results and instead defer its investigation to future work.

5 Linear Mode Connectivity of Mixture-of-Experts Architectures

This section outlines the theoretical foundations of LMC in MoE architectures. We first show that permutation invariance suffices to explain the existence of LMC in MoEs, then propose an algorithm to identify such permutations, which we later employ to empirically assess LMC in MoE models.

5.1 Permutation Invariance Sufficiency in Linear Mode Connectivity of Mixture-of-Experts

Theorems 4.1 and 4.2 show that the group action as in Equation (5) suffices to uncover LMC between two MoE models. Each group element $g = (c_W, c_b, \tau) \in G(n)$ consists of two components: a translation term $(c_W, c_b) \in \mathbb{R}^d \times \mathbb{R}$ applied to the gating function, and a permutation τ that reorders both the experts and their associated gating scores. Observe that the translation component does not affect the barrier loss defined in Equation (1). Indeed, for any $h = (c_W, c_b, \operatorname{id}_n) \in G(n)$ —with id_n denoting the identity permutation in S_n —the loss barrier remains unchanged:

$$B(\phi_A, \phi_B) = B(\phi_A, h\phi_B). \quad (9)$$

This invariance, established in Proposition D.1, indicates that only the permutation component τ influences LMC behavior. Combined with prior work showing that permutation symmetries are sufficient to induce LMC in standard neural networks [24, 28], this suggests that analyzing permutations alone suffices to capture LMC in MoE models.

5.2 Permutation Alignment Algorithm for Mixture-of-Experts

We propose the Permutation Alignment Algorithm to align MoEs. Inspired by the data-independent Weight Matching algorithm [3], our method operates in the parameter space of two MoEs, enabling efficient permutation alignment tailored to MoE architectures in large-scale settings.

Table 1: Configurations for experiments analyzing LMC in Transformers with dense MoE replacing the FFN in the *first* layer (refer to Table 5 for SMOE and DeepSeekMoE). For each dataset, number of layers, and number of experts, we visualize LMC curves for the *three* model pairs among *three* models in the referenced figures. Datasets denoted as $A \rightarrow B$ indicate pretraining on dataset A , fine-tuning on dataset B , and evaluating on B .

Dataset	Layers	Experts	Figure	Dataset	Layers	Experts	Figure
MNIST	1	[2, 4]	[5, 6]	ImageNet-21k→CIFAR-10	12	[2, 4, 6]	[18, 19, 20]
	2	[2, 4]	[7, 8]	ImageNet-21k→CIFAR-100	12	[2, 4, 6]	[21, 22, 23]
CIFAR-10	2	[2, 4, 6]	[9, 10, 11]	ImageNet-1k	12	[2, 4, 6, 8]	[24, 25, 26, 27]
	6	[2, 4, 6]	[12, 13, 14]	WikiText103	12	[2, 4, 6, 8]	[28, 29, 30, 31]
CIFAR-100	6	[2, 4, 6]	[15, 16, 17]	One Billion Word	12	[2, 4, 6, 8]	[32, 33, 34, 35]

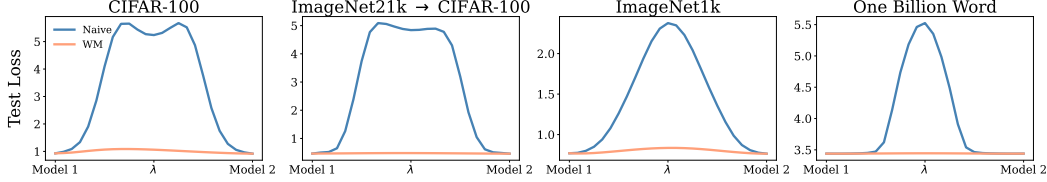


Figure 1: LMC curves for ViT (subplots 1-3) and GPT-2 (subplot 4) with a 4-expert MoE replacement at the *first* Transformer layer, on CIFAR-100, ImageNet21k→CIFAR-100, ImageNet-1k, and One Billion Word datasets, respectively. Plots show consistent low-loss linear interpolation paths between fine-tuned models, indicating strong linear mode connectivity.

Proposed Algorithm. In MoEs, equivalent functionality can arise from different expert orderings and internal neuron configurations. To address this, we propose a two-stage alignment method that first reorders experts to match their roles, then aligns the internal weights of corresponding experts. Both steps are formulated as Linear Assignment Problems (LAPs) [10]. An LAP assigns N tasks to N agents using a cost matrix $C \in \mathbb{R}^{N \times N}$, where each entry $C_{i,j}$ represents the cost of assigning task i to agent j . The objective is to find a permutation π that minimizes the total cost: $\min_{\pi \in S_N} \sum_{i=1}^N C_{i,\pi(i)}$. This is efficiently solved using the Hungarian algorithm in $O(N^3)$ time [49, 42, 17].

Suppose we have $\phi = (W_i, b_i, \theta_i)_{i=1,\dots,n}$ and $\phi' = (W'_i, b'_i, \theta'_i)_{i=1,\dots,n}$ representing the parameters of two distinct MoEs with n experts. In practice, each expert is implemented as an MLP with one hidden layer [26, 52, 22]. We denote the parameters of expert i in ϕ and expert j in ϕ' as $\theta_i = \{A_i, u_i, B_i, v_i\}$ and $\theta'_j = \{A'_j, u'_j, B'_j, v'_j\}$, respectively, where $A_i \in \mathbb{R}^{h \times d}$, $u_i \in \mathbb{R}^h$, $B_i \in \mathbb{R}^{d \times h}$, $v_i \in \mathbb{R}^d$, with h as the hidden dimension. Denote $\tilde{A}_i = [A_i, u_i] \in \mathbb{R}^{h \times (d+1)}$, $\tilde{B}_i = [B_i, v_i] \in \mathbb{R}^{d \times (h+1)}$, and similarly for \tilde{A}'_j and \tilde{B}'_j , as concatenated matrices.

Matching Order of Experts. In MoEs, experts and their gating can be reordered without affecting functionality. We propose two methods to align the expert order between ϕ and ϕ' , using LAP.

Method 1 - Gating Weights. To address the translation-invariance of the softmax function in the gating, we center the weights and biases of the gating. For ϕ , these are $\hat{W}_i = W_i - \frac{1}{n} \sum_{m=1}^n W_m$ and $\hat{b}_i = b_i - \frac{1}{n} \sum_{m=1}^n b_m$ per expert i , and similarly for ϕ' . The *cost matrix with respect to gating weights* is defined as $C = \{C_{i,j}\}_{1 \leq i \leq n, 1 \leq j \leq n} \in \mathbb{R}^{n \times n}$, where

$$C_{i,j} = \left(\|\hat{W}_i - \hat{W}'_j\|_2^2 + (\hat{b}_i - \hat{b}'_j)^2 \right)^{\frac{1}{2}}, \quad (10)$$

measuring dissimilarity between centered gating parameters of expert i in ϕ and expert j in ϕ' .

Method 2 - Internal Weights. Experts exhibit permutation invariance in hidden neuron orderings. We use Gram matrices for a permutation-invariant representation (see Appendix D.2). The *cost matrix*

with respect to expert internal weights is defined as $C = \{C_{i,j}\}_{1 \leq i \leq n, 1 \leq j \leq n} \in \mathbb{R}^{n \times n}$, where

$$C_{i,j} = \left(\left\| (\tilde{A}_i)^\top \tilde{A}_i - (\tilde{A}'_j)^\top \tilde{A}'_j \right\|_F^2 + \left\| \tilde{B}_i(\tilde{B}_i)^\top - \tilde{B}'_j(\tilde{B}'_j)^\top \right\|_F^2 \right)^{\frac{1}{2}}, \quad (11)$$

quantifying dissimilarity between weight representations of expert i in ϕ and expert j in ϕ' .

For both methods, the optimal expert ordering τ is determined by solving the LAP: $\tau = \arg \min_{\pi \in S_n} \sum_{i=1}^n C_{i,\pi(i)}$ in $O(n^3)$ time.

Aligning Expert Internal Weights. After finding the permutation τ to align experts between ϕ and ϕ' , we align the internal weights of each matched expert pair $(i, \tau(i))$ using established MLP alignment methods [2, 36, 25, 72], specifically the Weight Matching algorithm [3]. This LAP-based algorithm aligns two MLPs with one hidden layer of size h in $O(h^3)$ time, ensuring efficient scaling. Applying this to each pair $(i, \tau(i))$ guarantees consistent neuron ordering across aligned experts.

5.3 Weight Matching Algorithm

We propose a Weight Matching Algorithm designed to align MoEs by addressing permutation invariance in expert ordering and internal parameters, as detailed in Algorithm 1. The algorithm employs gate-based and expert-based methods to optimally permute experts, with both performing comparably well in loss barrier evaluations during model interpolation (see Section 6.3). Operating solely in parameter space, the algorithm avoids data-dependent computational overhead, with a complexity of $O(n^3 + nh^3)$, ensuring scalability for large-scale MoE alignment tasks.

Algorithm 1 Weight Matching for Mixture-of-Experts

Input: MoE model weights $\phi = (W_i, b_i, \theta_i)_{i=1,\dots,n}$, $\phi' = (W'_i, b'_i, \theta'_i)_{i=1,\dots,n}$
Output: Permutation τ for experts, and permutations $\{P_i\}_{i=1}^n$ for hidden units
% Step 1: Match experts' order using two methods
for method in {gate, expert} **do**
 Compute cost matrix C
 Solve LAP to obtain expert permutation τ_{method}
end for
% The two candidate expert orderings τ_{gate} and τ_{expert} are obtained
% Step 2: Align internal weights of matched expert pairs
for method in {gate, expert} **do**
 for $i = 1$ to n **do**
 Compute P_i by applying Weight Matching to θ_i and $\theta'_{\tau_{\text{method}}(i)}$
 end for
end for
return $(\tau_{\text{gate}}, (\{P_i\}_{i=1}^n)_{\text{gate}}), (\tau_{\text{expert}}, (\{P_i\}_{i=1}^n)_{\text{expert}})$

6 Experiments

This section provides empirical validation of LMC across *three* MoE variants, including dense MoE, sparse MoE (SMoE), and DeepSeekMoE, detailed in Section 6.1. By analyzing interpolation paths between independently fine-tuned models—each subject to permutation invariance—low-loss connections are consistently observed, indicating shared solution basins in the optimization landscape.

6.1 Experimental Setup

Experimental Design. We investigate LMC by replacing the Feedforward Network (FFN) in the Transformer [84] layer with a randomly initialized MoE, based on empirical evidence from Section 6.4, Appendices E, G.2, and G.3 indicating lower perturbation sensitivity when replacing deeper FFN layers with MoEs. Only the MoE parameters are fine-tuned using multiple random seeds for each experiment. LMC is evaluated by linearly interpolating between all checkpoint pairs, measuring model performance on the *test* set at 25 evenly spaced points along the interpolation

Table 2: Comparison of the two expert matching methods for 12-layer ViT-MoE models with 4 experts on CIFAR-10 and CIFAR-100, showing Rank (out of 24 permutations) and $\hat{L} = \frac{L_{\text{method}} - L_{\text{top1}}}{L_{\text{naive}} - L_{\text{top1}}} \times 10^2$ across layer placements, averaged over 10 checkpoint pairs. Please refer to Tables 8 and 9 for SMoE and DeepSeekMoE variants.

Dataset	Layer replaced	Expert Weight Matching		Gate Weight Matching		Dataset	Layer replaced	Expert Weight Matching		Gate Weight Matching	
		Rank ↓	\hat{L} ↓	Rank ↓	\hat{L} ↓			Rank ↓	\hat{L} ↓	Rank ↓	\hat{L} ↓
CIFAR-10	1	2.50 ± 1.50	2.12 ± 0.42	3.00 ± 1.00	3.42 ± 0.55	CIFAR-100	1	2.80 ± 0.40	3.17 ± 0.25	2.90 ± 0.70	2.73 ± 1.03
	4	2.10 ± 0.50	1.04 ± 0.32	2.60 ± 0.92	1.54 ± 0.44		4	3.60 ± 1.20	1.15 ± 0.55	2.70 ± 1.00	2.03 ± 0.93
	8	2.70 ± 0.46	0.60 ± 0.27	2.90 ± 0.30	0.74 ± 0.17		8	3.30 ± 0.78	0.67 ± 0.14	3.20 ± 0.87	1.13 ± 0.55
	12	4.60 ± 2.00	0.13 ± 0.05	3.80 ± 1.66	0.09 ± 0.03		12	3.40 ± 0.92	0.07 ± 0.03	4.20 ± 0.89	0.11 ± 0.04

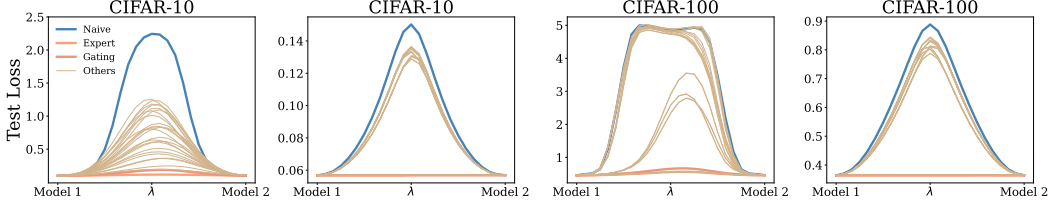


Figure 2: Loss curves for 12-layer ViT-MoE models with a 4-expert MoE replacement in either the first layer (subplots 1, 3) or the last layer (subplots 2, 4), on CIFAR-10 and CIFAR-100. The curves compare two Expert Order Matching methods across 24 permutations, with Weight Matching applied post-reordering to all permutations. Corresponding accuracy metrics are presented in Figure 96.

path. We examine three MoE variants: dense MoE [40, 43], SMoE with top-2 routing ($k = 2$) [26], and DeepSeekMoE with top-2 and one shared expert ($k = 2, s = 1$) (see Appendix D.3 for formal formulations) [54].

Datasets and Models. We use ViT [20] for image classification (MNIST [51], CIFAR-10/100 [47], ImageNet [18]) and GPT-2 [64] for language modeling (WikiText103 [59] and One Billion Word [14]). Hyperparameters such as batch size, optimizer, number of experts, and hidden size are fixed, while the learning rate is tuned per setting. Full details are provided in Appendix F.

6.2 Linear Mode Connectivity Verification

Experimental Objective. We analyze LMC in pretrained Transformer models where the FFN of a Transformer layer is replaced with an MoE. Our study focuses on two configurations: replacing the FFN in the *first*, *last* and *all* Transformer layers. For each configuration, we fine-tune *three* independently initialized models. We vary the number of experts (e.g., 2, 4, 6, 8, 16) and the number of Transformer layers to assess LMC under different architectural scales. LMC is evaluated by linearly interpolating between all model pairs using our proposed algorithm (Algorithm 1).

Results. Table 1 shows results for first-layer MoE replacement, with full details for three MoE variants in Table 5. The results for both the last-layer and all-layer configurations are provided in Appendix G.2 and G.3. LMC persists in all cases, but is less pronounced in the last layer due to greater stability and reduced influence on convergence. Early layers strongly shape the solution basin, making first-layer changes more revealing of connectivity. This depth-dependent effect is also demonstrated in Section 6.4 and Appendix E. Figure 1 presents representative LMC curves across our testing cases.

6.3 Expert Order Matching Method

Experimental Objective. We evaluate two Expert Order Matching methods (Step 1, Algorithm 1)—Expert Weight Matching and Gate Weight Matching—using 12-layer ViT models with 4-expert MoE replacements. The methods are assessed by ranking the selected permutation among all 24 possible expert permutations after Weight Matching (Step 2), with MoE integrations at layers 1, 4, 8, or 12 on CIFAR-10 and CIFAR-100, repeated five times. We report the rank and a scaled metric

Table 3: Ablation Study on varying the number of Transformer layers and MoE layer replacement in ViT for CIFAR-10. The ratios of metrics (loss barrier and AUC, accuracy barrier and AUC) compare Algorithm 1 to naive interpolation. For all MoE variants, kindly refer to Tables 11, 12, and 13.

Layers	Layer replaced	Loss Barrier ↓	Loss AUC ↓	Accuracy Barrier ↓	Accuracy AUC ↓	Layers	Layer replaced	Loss Barrier ↓	Loss AUC ↓	Accuracy Barrier ↓	Accuracy AUC ↓
2	1	8.54 ± 1.53	8.73 ± 1.68	8.39 ± 1.42	8.01 ± 1.39	6	1	4.16 ± 1.47	4.96 ± 2.31	3.64 ± 1.00	4.13 ± 1.55
	2	9.33 ± 2.04	8.94 ± 1.92	9.10 ± 2.19	8.83 ± 2.22		2	6.78 ± 4.80	7.71 ± 3.09	7.27 ± 5.73	8.98 ± 2.94
4	1	8.29 ± 1.63	8.08 ± 1.59	7.41 ± 1.45	6.43 ± 1.09	3	3	9.69 ± 4.92	8.62 ± 5.46	9.03 ± 3.31	8.14 ± 3.57
	2	10.19 ± 3.43	10.19 ± 3.16	10.21 ± 5.26	9.08 ± 5.33		4	10.83 ± 5.61	12.01 ± 6.42	8.92 ± 2.21	10.00 ± 7.30
	3	8.50 ± 1.82	7.83 ± 1.89	9.82 ± 2.58	8.70 ± 2.58		5	9.56 ± 4.52	11.72 ± 5.59	8.72 ± 2.89	11.01 ± 3.83
	4	5.12 ± 0.67	4.60 ± 0.65	4.17 ± 1.68	4.58 ± 1.01		6	6.90 ± 3.54	9.67 ± 6.59	7.16 ± 3.98	9.69 ± 3.11

$\hat{L} = \frac{L_{\text{method}} - L_{\text{top1}}}{L_{\text{naive}} - L_{\text{top1}}} \times 10^2$, averaged over ten checkpoint pairs, where L_{method} , L_{top1} , and L_{naive} denote loss barriers of our methods, the best permutation, and the naive interpolation, respectively.

Results. Table 2 shows both methods achieve low ranks and near-zero \hat{L} , indicating near-optimal matching. Full results are presented in Tables 8 (loss) and 9 (accuracy). Figure 2 visualizes the representative performance of our methods across all 24 permutations, highlighting the importance of correct expert order matching, as poor ordering can yield performance close to the naive interpolation. To further validate the importance of expert alignment, we extend our analysis to the large-scale One Billion Word dataset. As shown in Table 10, the proposed Total Weight Matching consistently yields lower loss barriers compared to the Skipping-Expert-Order Matching baseline across all MoE variants, confirming that incorrect expert ordering substantially hampers interpolation smoothness. These results demonstrate that accurate Expert-Order Matching is crucial for revealing true Linear Mode Connectivity between MoE models, as even minor permutation mismatches can disrupt the underlying shared representation space.

6.4 Ablation Study on Number of Layers

This study investigates the impact of the number of Transformer layers on LMC in MoE models on CIFAR-10. We evaluate models with 2, 4, and 6 layers, incorporating MoE at all possible layer positions. Employing Algorithm 1, we compute ratios for four metrics—loss barrier, loss Area Under the Curve (AUC, relative to the straight line connecting the metrics of the two endpoint models), accuracy barrier, and accuracy AUC, relative to linear interpolation—across five repeated experiments, evaluating ten model pairs per configuration. Table 3 reports results for MoE, showing significant reduction ratios across all configurations. Corresponding results for SMoE and DeepSeekMoE are provided in Table 11, with detailed loss and accuracy metrics presented in Tables 12 and 13.

7 Conclusion

This paper presents a systematic analysis of LMC in MoE models. We show that functional equivalence via permutation symmetries is sufficient to construct low-loss linear paths—when they exist—between independently trained models. To enable this, we introduce an algorithm for identifying such permutations. Empirical evaluations confirm the presence of LMC across a wide range of MoE configurations—including dense, sparse, and shared-expert variants—under diverse hyperparameter settings and across datasets of varying scales and modalities. While our method does not provide theoretical bounds on the loss barrier, this remains a common limitation across prior LMC studies. Overall, our work offers a principled foundation for extending LMC analysis to other architectures, such as Transformers and State Space Models.

Acknowledgments and Disclosure of Funding

This research / project is supported by the National Research Foundation Singapore under the AI Singapore Programme (AISG Award No: AISG2-TC-2023-012-SGIL). This research / project is supported by the Ministry of Education, Singapore, under the Academic Research Fund Tier 1 (FY2023) (A-8002040-00-00, A-8002039-00-00). This research / project is also supported by the NUS Presidential Young Professorship Award (A-0009807-01-00) and the NUS Artificial Intelligence Institute–Seed Funding (A-8003062-00-00).

References

- [1] Lars V. Ahlfors. *Complex Analysis*. McGraw-Hill, New York, 3rd edition, 1979.
- [2] Samuel K Ainsworth, Jonathan Hayase, and Siddhartha Srinivasa. Git re-basin: Merging models modulo permutation symmetries. *arXiv preprint arXiv:2209.04836*, 2022.
- [3] Samuel K. Ainsworth, Jonathan Hayase, and Siddhartha Srinivasa. Git Re-Basin: Merging Models modulo Permutation Symmetries, December 2022. *arXiv:2209.04836* [cs].
- [4] Aditya Kumar Akash, Sixu Li, and Nicolás García Trillos. Wasserstein barycenter-based model fusion and linear mode connectivity of neural networks. *arXiv preprint arXiv:2210.06671*, 2022.
- [5] Francesca Albertini and Eduardo D Sontag. For neural networks, function determines form. *Neural networks*, 6(7):975–990, 1993.
- [6] Francesca Albertini and Eduardo D Sontag. Identifiability of discrete-time neural networks. In *Proc. European Control Conference*, pages 460–465. Springer Berlin, 1993.
- [7] Zeyuan Allen-Zhu, Yuanzhi Li, and Zhao Song. A convergence theory for deep learning via over-parameterization. In *International conference on machine learning*, pages 242–252. PMLR, 2019.
- [8] Sören Auer, Christian Bizer, Georgi Kobilarov, Jens Lehmann, Richard Cyganiak, and Zachary Ives. Dbpedia: A nucleus for a web of open data. In *international semantic web conference*, pages 722–735. Springer, 2007.
- [9] Mikhail Belkin, Daniel Hsu, Siyuan Ma, and Soumik Mandal. Reconciling modern machine-learning practice and the classical bias–variance trade-off. *Proceedings of the National Academy of Sciences*, 116(32):15849–15854, 2019.
- [10] Dimitri Bertsekas. *Network optimization: continuous and discrete models*, volume 8. Athena Scientific, 1998.
- [11] Johanni Brea, Berfin Simsek, Bernd Illing, and Wulfram Gerstner. Weight-space symmetry in deep networks gives rise to permutation saddles, connected by equal-loss valleys across the loss landscape. *arXiv preprint arXiv:1907.02911*, 2019.
- [12] Tom B Brown, Benjamin Mann, Nick Ryder, Melanie Subbiah, Jared Kaplan, Prafulla Dhariwal, Arvind Neelakantan, Pranav Shyam, Girish Sastry, Amanda Askell, et al. Language models are few-shot learners. *Advances in Neural Information Processing Systems*, 33:1877–1901, 2020.
- [13] Phuong Bui Thi Mai and Christoph Lampert. Functional vs. parametric equivalence of relu networks. In *8th International Conference on Learning Representations*, 2020.
- [14] Ciprian Chelba, Tomas Mikolov, Mike Schuster, Qi Ge, Thorsten Brants, Phillipp Koehn, and Tony Robinson. One billion word benchmark for measuring progress in statistical language modeling. *arXiv preprint arXiv:1312.3005*, 2013.
- [15] An Mei Chen, Haw-minn Lu, and Robert Hecht-Nielsen. On the geometry of feedforward neural network error surfaces. *Neural computation*, 5(6):910–927, 1993.
- [16] John B. Conway. *Functions of One Complex Variable*. Springer, New York, 2nd edition, 1978.

- [17] David F Crouse. On implementing 2d rectangular assignment algorithms. *IEEE Transactions on Aerospace and Electronic Systems*, 52(4):1679–1696, 2016.
- [18] Jia Deng, Wei Dong, Richard Socher, Li-Jia Li, Kai Li, and Li Fei-Fei. Imagenet: A large-scale hierarchical image database. In *2009 IEEE conference on computer vision and pattern recognition*, pages 248–255. Ieee, 2009.
- [19] Jacob Devlin, Ming-Wei Chang, Kenton Lee, and Kristina Toutanova. Bert: Pre-training of deep bidirectional transformers for language understanding. *arXiv preprint arXiv:1810.04805*, 2018.
- [20] Alexey Dosovitskiy, Lucas Beyer, Alexander Kolesnikov, Dirk Weissenborn, Xiaohua Zhai, Thomas Unterthiner, Mostafa Dehghani, Matthias Minderer, Georg Heigold, Sylvain Gelly, et al. An image is worth 16x16 words: Transformers for image recognition at scale. *arXiv preprint arXiv:2010.11929*, 2020.
- [21] Felix Draxler, Kambis Veschgini, Manfred Salmhofer, and Fred Hamprecht. Essentially no barriers in neural network energy landscape. In Jennifer Dy and Andreas Krause, editors, *Proceedings of the 35th International Conference on Machine Learning*, volume 80 of *Proceedings of Machine Learning Research*, pages 1309–1318. PMLR, 10–15 Jul 2018.
- [22] Nan Du, Yanping Huang, Andrew M Dai, Simon Tong, Dmitry Lepikhin, Yuanzhong Xu, Maxim Krikun, Yanqi Zhou, Adams Wei Yu, Orhan Firat, et al. Glam: Efficient scaling of language models with mixture-of-experts. In *International conference on machine learning*, pages 5547–5569. PMLR, 2022.
- [23] Simon Du, Jason Lee, Haochuan Li, Liwei Wang, and Xiyu Zhai. Gradient descent finds global minima of deep neural networks. In *International conference on machine learning*, pages 1675–1685. PMLR, 2019.
- [24] Rahim Entezari, Hanie Sedghi, Olga Saukh, and Behnam Neyshabur. The role of permutation invariance in linear mode connectivity of neural networks. *arXiv preprint arXiv:2110.06296*, 2021.
- [25] Rahim Entezari, Hanie Sedghi, Olga Saukh, and Behnam Neyshabur. The Role of Permutation Invariance in Linear Mode Connectivity of Neural Networks, July 2022. *arXiv:2110.06296 [cs]*.
- [26] William Fedus, Barret Zoph, and Noam Shazeer. Switch transformers: Scaling to trillion parameter models with simple and efficient sparsity. *Journal of Machine Learning Research*, 23(120):1–39, 2022.
- [27] Charles Fefferman and Scott Markel. Recovering a feed-forward net from its output. In *Advances in Neural Information Processing Systems 6, [7th NIPS Conference, Denver, Colorado, USA, 1993]*, pages 335–342. Morgan Kaufmann, 1993.
- [28] Damien Ferbach, Baptiste Goujaud, Gauthier Gidel, and Aymeric Dieuleveut. Proving linear mode connectivity of neural networks via optimal transport. In *International Conference on Artificial Intelligence and Statistics*, pages 3853–3861. PMLR, 2024.
- [29] Jonathan Frankle and Michael Carbin. The lottery ticket hypothesis: Finding sparse, trainable neural networks. *arXiv preprint arXiv:1803.03635*, 2018.
- [30] Jonathan Frankle, Gintare Karolina Dziugaite, Daniel Roy, and Michael Carbin. Linear mode connectivity and the lottery ticket hypothesis. In *International Conference on Machine Learning*, pages 3259–3269. PMLR, 2020.
- [31] C Daniel Freeman and Joan Bruna. Topology and geometry of half-rectified network optimization. *arXiv preprint arXiv:1611.01540*, 2016.
- [32] Timur Garipov, Pavel Izmailov, Dmitrii Podoprikin, Dmitry Vetrov, and Andrew Gordon Wilson. Loss Surfaces, Mode Connectivity, and Fast Ensembling of DNNs, October 2018. *arXiv:1802.10026 [cs, stat]*.

- [33] Timur Garipov, Pavel Izmailov, Dmitrii Podoprikin, Dmitry P Vetrov, and Andrew G Wilson. Loss surfaces, mode connectivity, and fast ensembling of dnns. *Advances in neural information processing systems*, 31, 2018.
- [34] Ian J Goodfellow, Oriol Vinyals, and Andrew M Saxe. Qualitatively characterizing neural network optimization problems. *arXiv preprint arXiv:1412.6544*, 2014.
- [35] Akhilesh Gotmare, Nitish Shirish Keskar, Caiming Xiong, and Richard Socher. Using mode connectivity for loss landscape analysis. *arXiv preprint arXiv:1806.06977*, 2018.
- [36] Fidel A. Guerrero Peña, Heitor Rapela Medeiros, Thomas Dubail, Masih Aminbeidokhti, Eric Granger, and Marco Pedersoli. Re-basin via implicit Sinkhorn differentiation. In *2023 IEEE/CVF Conference on Computer Vision and Pattern Recognition (CVPR)*, pages 20237–20246, Vancouver, BC, Canada, June 2023. IEEE.
- [37] Robert Hecht-Nielsen. On the algebraic structure of feedforward network weight spaces. In *Advanced Neural Computers*, pages 129–135. Elsevier, 1990.
- [38] Marcus Hutter. The human knowledge compression contest. URL <http://prize.hutter1.net>, 6, 2012.
- [39] Pavel Izmailov, Dmitrii Podoprikin, Timur Garipov, Dmitry Vetrov, and Andrew Gordon Wilson. Averaging weights leads to wider optima and better generalization. *arXiv preprint arXiv:1803.05407*, 2018.
- [40] Robert A Jacobs, Michael I Jordan, Steven J Nowlan, and Geoffrey E Hinton. Adaptive mixtures of local experts. *Neural computation*, 3(1):79–87, 1991.
- [41] Arthur Jacot, Franck Gabriel, and Clément Hongler. Neural tangent kernel: Convergence and generalization in neural networks. *Advances in neural information processing systems*, 31, 2018.
- [42] Roy Jonker and Ton Volgenant. A shortest augmenting path algorithm for dense and sparse linear assignment problems. In *DGOR/NSOR: Papers of the 16th Annual Meeting of DGOR in Cooperation with NSOR/Vorträge der 16. Jahrestagung der DGOR zusammen mit der NSOR*, pages 622–622. Springer, 1988.
- [43] Michael I Jordan and Robert A Jacobs. Hierarchical mixtures of experts and the em algorithm. *Neural computation*, 6(2):181–214, 1994.
- [44] Jeevesh Juneja, Rachit Bansal, Kyunghyun Cho, João Sedoc, and Naomi Saphra. Linear connectivity reveals generalization strategies. *arXiv preprint arXiv:2205.12411*, 2022.
- [45] Nitish Shirish Keskar, Dheevatsa Mudigere, Jorge Nocedal, Mikhail Smelyanskiy, and Ping Tak Peter Tang. On large-batch training for deep learning: Generalization gap and sharp minima. *arXiv preprint arXiv:1609.04836*, 2016.
- [46] Boris Knyazev, Abhinav Moudgil, Guillaume Lajoie, Eugene Belilovsky, and Simon Lacoste-Julien. Accelerating training with neuron interaction and nowcasting networks. *arXiv preprint arXiv:2409.04434*, 2024.
- [47] Alex Krizhevsky, Geoffrey Hinton, et al. Learning multiple layers of features from tiny images.(2009), 2009.
- [48] Rohith Kuditipudi, Xiang Wang, Holden Lee, Yi Zhang, Zhiyuan Li, Wei Hu, Rong Ge, and Sanjeev Arora. Explaining landscape connectivity of low-cost solutions for multilayer nets. *Advances in neural information processing systems*, 32, 2019.
- [49] Harold W Kuhn. The hungarian method for the assignment problem. *Naval research logistics quarterly*, 2(1-2):83–97, 1955.
- [50] Vera Kurkova and Paul C Kainen. Functionally equivalent feedforward neural networks. *Neural Computation*, 6(3):543–558, 1994.

- [51] Yann LeCun, Léon Bottou, Yoshua Bengio, and Patrick Haffner. Gradient-based learning applied to document recognition. *Proceedings of the IEEE*, 86(11):2278–2324, 1998.
- [52] Dmitry Lepikhin, Hyoungho Lee, Yuanzhong Xu, Dehao Chen, Orhan Firat, Yanping Huang, Maxim Krikun, Noam Shazeer, Zhifeng Wang, Yonghui Chen, et al. Gshard: Scaling giant models with conditional computation and automatic sharding. *arXiv preprint arXiv:2006.16668*, 2020.
- [53] Hao Li, Zheng Xu, Gavin Taylor, Christoph Studer, and Tom Goldstein. Visualizing the loss landscape of neural nets. *Advances in neural information processing systems*, 31, 2018.
- [54] Aixin Liu, Bei Feng, Bin Wang, Bingxuan Wang, Bo Liu, Chenggang Zhao, Chengqi Deng, Chong Ruan, Damai Dai, Daya Guo, et al. Deepseek-v2: A strong, economical, and efficient mixture-of-experts language model. *arXiv preprint arXiv:2405.04434*, 2024.
- [55] Ekdeep Singh Lubana, Eric J Bigelow, Robert P Dick, David Krueger, and Hidenori Tanaka. Mechanistic mode connectivity. In *International Conference on Machine Learning*, pages 22965–23004. PMLR, 2023.
- [56] James Lucas, Juhan Bae, Michael R Zhang, Stanislav Fort, Richard Zemel, and Roger Grosse. Analyzing monotonic linear interpolation in neural network loss landscapes. *arXiv preprint arXiv:2104.11044*, 2021.
- [57] Andrew Maas, Raymond E Daly, Peter T Pham, Dan Huang, Andrew Y Ng, and Christopher Potts. Learning word vectors for sentiment analysis. In *Proceedings of the 49th annual meeting of the association for computational linguistics: Human language technologies*, pages 142–150, 2011.
- [58] Mitch Marcus, Beatrice Santorini, and Mary Ann Marcinkiewicz. Building a large annotated corpus of english: The penn treebank. *Computational linguistics*, 19(2):313–330, 1993.
- [59] Stephen Merity, Caiming Xiong, James Bradbury, and Richard Socher. Pointer sentinel mixture models. *arXiv preprint arXiv:1609.07843*, 2016.
- [60] Behnam Neyshabur, Zhiyuan Li, Srinadh Bhojanapalli, Yann LeCun, and Nathan Srebro. Towards understanding the role of over-parametrization in generalization of neural networks. *arXiv preprint arXiv:1805.12076*, 2018.
- [61] Behnam Neyshabur, Hanie Sedghi, and Chiyuan Zhang. What is being transferred in transfer learning? *Advances in neural information processing systems*, 33:512–523, 2020.
- [62] Roman Novak, Yasaman Bahri, Daniel A Abolafia, Jeffrey Pennington, and Jascha Sohl-Dickstein. Sensitivity and generalization in neural networks: an empirical study. *arXiv preprint arXiv:1802.08760*, 2018.
- [63] Fabrizio Pittorino, Antonio Ferraro, Gabriele Perugini, Christoph Feinauer, Carlo Baldassi, and Riccardo Zecchina. Deep networks on toroids: removing symmetries reveals the structure of flat regions in the landscape geometry. In *International Conference on Machine Learning*, pages 17759–17781. PMLR, 2022.
- [64] Alec Radford, Jeffrey Wu, Rewon Child, David Luan, Dario Amodei, Ilya Sutskever, et al. Language models are unsupervised multitask learners. *OpenAI blog*, 1(8):9, 2019.
- [65] Alexandre Rame, Matthieu Kirchmeyer, Thibaud Rahier, Alain Rakotomamonjy, Patrick Gallinari, and Matthieu Cord. Diverse weight averaging for out-of-distribution generalization. *Advances in Neural Information Processing Systems*, 35:10821–10836, 2022.
- [66] Walter Rudin. *Real and Complex Analysis*. McGraw-Hill, New York, 3rd edition, 1987.
- [67] Levent Sagun, Utku Evci, V Ugur Guney, Yann Dauphin, and Leon Bottou. Empirical analysis of the hessian of over-parametrized neural networks. *arXiv preprint arXiv:1706.04454*, 2017.
- [68] Ekansh Sharma, Devin Kwok, Tom Denton, Daniel M Roy, David Rolnick, and Gintare Karolina Dziugaite. Simultaneous linear connectivity of neural networks modulo permutation. *arXiv preprint arXiv:2404.06498*, 2024.

- [69] Noam Shazeer, Azalia Mirhoseini, Kelsey Maziarz, Andy Davis, Quoc Le, Geoffrey Hinton, and Jeff Dean. Outrageously large neural networks: The sparsely-gated mixture-of-experts layer. *arXiv preprint arXiv:1701.06538*, 2017.
- [70] Alexander Shevchenko and Marco Mondelli. Landscape connectivity and dropout stability of SGD solutions for over-parameterized neural networks. In *International Conference on Machine Learning*, pages 8773–8784. PMLR, 2020.
- [71] Sidak Pal Singh and Martin Jaggi. Model fusion via optimal transport. *Advances in Neural Information Processing Systems*, 33:22045–22055, 2020.
- [72] Sidak Pal Singh and Martin Jaggi. Model Fusion via Optimal Transport, February 2021. *arXiv:1910.05653* [cs, stat].
- [73] Ankit Sonthalia, Alexander Rubinstein, Ehsan Abbasnejad, and Seong Joon Oh. Do deep neural network solutions form a star domain? *arXiv preprint arXiv:2403.07968*, 2024.
- [74] Elias M. Stein and Rami Shakarchi. *Complex Analysis*, volume 2 of *Princeton Lectures in Analysis*. Princeton University Press, Princeton, NJ, 2003.
- [75] Andreas Steiner, Alexander Kolesnikov, Xiaohua Zhai, Ross Wightman, Jakob Uszkoreit, and Lucas Beyer. How to train your vit? data, augmentation, and regularization in vision transformers. *arXiv preprint arXiv:2106.10270*, 2021.
- [76] Norman Tatro, Pin-Yu Chen, Payel Das, Igor Melnyk, Prasanna Sattigeri, and Rongjie Lai. Optimizing mode connectivity via neuron alignment. *Advances in Neural Information Processing Systems*, 33:15300–15311, 2020.
- [77] Hoang Tran, Thieu Vo, Tho Huu, An Nguyen The, and Tan Nguyen. Monomial matrix group equivariant neural functional networks. In *Advances in Neural Information Processing Systems*, volume 37, pages 48628–48665. Curran Associates, Inc., 2024.
- [78] Hoang V Tran, Thanh Chu, Minh-Khoi Nguyen-Nhat, Huyen Trang Pham, Tam Le, and Tan Minh Nguyen. Spherical tree-sliced Wasserstein distance. In *The Thirteenth International Conference on Learning Representations*, 2025.
- [79] Hoang V. Tran, Minh-Khoi Nguyen-Nhat, Huyen Trang Pham, Thanh Chu, Tam Le, and Tan Minh Nguyen. Distance-based tree-sliced Wasserstein distance. In *The Thirteenth International Conference on Learning Representations*, 2025.
- [80] Hoang V. Tran, Huyen Trang Pham, Tho Tran Huu, Minh-Khoi Nguyen-Nhat, Thanh Chu, Tam Le, and Tan Minh Nguyen. Tree-sliced Wasserstein distance: A geometric perspective. In *Forty-second International Conference on Machine Learning*, 2025.
- [81] Hoang-Viet Tran, Thieu N Vo, Tho Tran Huu, and Tan Minh Nguyen. A clifford algebraic approach to $e(n)$ -equivariant high-order graph neural networks. *arXiv preprint arXiv:2410.04692*, 2024.
- [82] Thanh Tran, Hoang V. Tran, Thanh Chu, Huyen Trang Pham, Laurent Ghaoui, Tam Le, and Tan Minh Nguyen. Tree-sliced Wasserstein distance with nonlinear projection. In *Forty-second International Conference on Machine Learning*, 2025.
- [83] Viet-Hoang Tran, Thieu N Vo, An Nguyen The, Tho Tran Huu, Minh-Khoi Nguyen-Nhat, Thanh Tran, Duy-Tung Pham, and Tan Minh Nguyen. Equivariant neural functional networks for transformers. *arXiv preprint arXiv:2410.04209*, 2024.
- [84] Ashish Vaswani, Noam Shazeer, Niki Parmar, Jakob Uszkoreit, Llion Jones, Aidan N. Gomez, Lukasz Kaiser, and Illia Polosukhin. Attention is all you need. In *Advances in Neural Information Processing Systems 30*, pages 5998–6008, 2017.
- [85] Luca Venturi, Afonso S Bandeira, and Joan Bruna. Spurious valleys in one-hidden-layer neural network optimization landscapes. *Journal of Machine Learning Research*, 20:133, 2019.
- [86] C. Villani. *Optimal Transport: Old and New*, volume 338. Springer Science & Business Media, 2008.

- [87] Tiffany J Vlaar and Jonathan Frankle. What can linear interpolation of neural network loss landscapes tell us? In *International Conference on Machine Learning*, pages 22325–22341. PMLR, 2022.
- [88] Thieu N Vo, Viet-Hoang Tran, Tho Tran Huu, An Nguyen The, Thanh Tran, Minh-Khoi Nguyen-Nhat, Duy-Tung Pham, and Tan Minh Nguyen. Equivariant polynomial functional networks. *arXiv preprint arXiv:2410.04213*, 2024.
- [89] Mitchell Wortsman, Gabriel Ilharco, Samir Ya Gadre, Rebecca Roelofs, Raphael Gontijo-Lopes, Ari S Morcos, Hongseok Namkoong, Ali Farhadi, Yair Carmon, Simon Kornblith, et al. Model soups: averaging weights of multiple fine-tuned models improves accuracy without increasing inference time. In *International Conference on Machine Learning*, pages 23965–23998. PMLR, 2022.
- [90] Tim Z Xiao, Weiyang Liu, and Robert Bamler. A compact representation for bayesian neural networks by removing permutation symmetry. *arXiv preprint arXiv:2401.00611*, 2023.
- [91] David Yunis, Kumar Kshitij Patel, Pedro Henrique Pamplona Savarese, Gal Vardi, Jonathan Frankle, Matthew Walter, Karen Livescu, and Michael Maire. On convexity and linear mode connectivity in neural networks. In *OPT 2022: Optimization for Machine Learning (NeurIPS 2022 Workshop)*, 2022.
- [92] Xiang Zhang, Junbo Zhao, and Yann LeCun. Character-level convolutional networks for text classification. *Advances in neural information processing systems*, 28, 2015.
- [93] Pu Zhao, Pin-Yu Chen, Payel Das, Karthikeyan Natesan Ramamurthy, and Xue Lin. Bridging mode connectivity in loss landscapes and adversarial robustness. *arXiv preprint arXiv:2005.00060*, 2020.
- [94] Zhanpeng Zhou, Yongyi Yang, Xiaojiang Yang, Junchi Yan, and Wei Hu. Going beyond linear mode connectivity: The layerwise linear feature connectivity. *arXiv preprint arXiv:2307.08286*, 2023.

Table of Notation

\mathbb{R}^d	d -dimensional Euclidean space
\mathbb{S}^{d-1}	$(d - 1)$ -dimensional hypersphere
$\ \cdot\ _2$	Euclidean norm
$\ \cdot\ _F$	Frobenius norm
\mathcal{E}	Expert function
\mathcal{D}	Mixture-of-Experts with Dense gating
\mathcal{S}	Mixture-of-Experts with Sparse gating
$\text{Top-}k(\cdot)$	The Top- k map
θ, θ'	parameter of Expert functions
Θ	weight space of Expert functions
ϕ, ϕ'	parameter of Mixture-of-Experts
$\Phi(n)$	weight space of Mixture-of- n -Experts
S_n	permutation group of order n
τ	element of permutation group
c_W, c_b	elements of additive group of Euclidean space
$G, G(n)$	group act on weight space of Mixture-of- n -Experts
$\Omega, \Omega_1, \Omega_2$	sets with specific purposes
B	barrier loss
C, C_{ij}	cost matrix and its entries
A, B, u, v	weight and bias of Expert functions
P	permutation matrix
∂	boundary of a set in a topological space
σ, ReLU	rectifier activation function
\mathcal{H}	space of holomorphic functions
\mathcal{F}	space of meromorphic functions
$\mathbb{C}[x], \mathbb{C}[x_1, \dots, x_n]$	polynomial ring in complex variables
$\mathbb{C}(x), \mathbb{C}(x_1, \dots, x_n)$	field of rational functions
p_i, r_i	polynomial

Appendix of “On Linear Mode Connectivity of Mixture-of-Experts Architectures”

Table of Contents

A	On the Weight Spaces of Mixture-of-Experts Architecture	19
A.1	Weight Space of Mixture-of-Experts	19
A.2	Group Action on Weight Spaces of Mixture-of-Experts	20
B	Results on Mixture-of-Experts with Dense Gating	22
B.1	A Structural Property of Neural Networks with ReLU Activation	22
B.2	A Technical Lemma on Holomorphic Functions in \mathbb{C}^n	22
B.3	Functional Equivalence in Mixture-of-Experts with Dense Gating	23
C	Results on Mixture-of-Experts with Sparse Gating	29
C.1	Strongly Distinctness Property	29
C.2	Functional Equivalence in Mixture-of-Experts with Sparse Gating	30
D	Technical Details for Sections 5 and 6	34
D.1	Proof for the Sufficiency of Permutation Invariance in LMC of MoE	34
D.2	Proof of the Permutation-Invariant Property for Equation (11)	35
D.3	Formal formulation of DeepSeekMoE	36
E	Impact of Feedforward Reinitialization on Pretrained Transformer Performance	36
F	Experimental Details and Hyperparameters	39
G	Experimental Results	40
G.1	Verification of Linear Mode Connectivity across diverse configurations	40
G.1.1	Dense Mixture-of-Experts	42
G.1.2	Sparse Mixture-of-Experts	52
G.1.3	DeepSeek Mixture-of-Experts	59
G.2	Linear Mode Connectivity Analysis: Last Layer	66
G.3	Linear Mode Connectivity Analysis: All Layer	73
G.4	Expert Matching Method	73
G.5	Ablation Study on Number of Layers	76
H	Broader Impact	79

A On the Weight Spaces of Mixture-of-Experts Architecture

Denote the input token dimension as d .

A.1 Weight Space of Mixture-of-Experts

Expert functions. We study expert functions $\mathcal{E} : \mathbb{R}^d \rightarrow \mathbb{R}^d$, which are realized by standard feedforward neural networks employing the ReLU activation function. Specifically, each expert map $\mathcal{E}(\cdot; \theta)$ is represented as a composition of affine transformations and ReLU nonlinearities:

$$\mathcal{E}(x; \theta) = f_L \circ \sigma \circ f_{L-1} \circ \cdots \circ \sigma \circ f_1(x), \quad (12)$$

where each affine layer is defined by

$$f_i(x) = xW_i + b_i, \quad \text{for } i = 1, \dots, L. \quad (13)$$

Here, σ denotes the ReLU activation function, applied component-wise, and $\theta = \{W_i, b_i\}_{i=1}^L$ represents the full set of learnable parameters. The weight matrix $W_i \in \mathbb{R}^{n_{i-1} \times n_i}$ and bias vector $b_i \in \mathbb{R}^{n_i}$ parameterize the i -th layer, where $n_0 = n_L = d$ is the input and output dimensions, respectively. We have

$$\theta \in \prod_{i=1}^L (\mathbb{R}^{n_{i-1} \times n_i} \times \mathbb{R}^{n_i}) = \mathbb{R}^e, \quad \text{where } e = \sum_{i=1}^L (n_{i-1}n_i + n_i). \quad (14)$$

Define the *weight space of expert functions* as:

$$\Theta = \prod_{i=1}^L (\mathbb{R}^{n_{i-1} \times n_i} \times \mathbb{R}^{n_i}) = \mathbb{R}^e. \quad (15)$$

Dense Mixture-of-Experts. Given a positive integer n representing the number of experts, a *Mixture-of-Experts with Dense gating* (MoE) is defined as the function: $\mathcal{D} : \mathbb{R}^d \rightarrow \mathbb{R}^d$ defined by

$$\mathcal{D}(x; \{W_i, b_i, \theta_i\}_{i=1}^n) = \sum_{i=1}^n \text{softmax}_i(\{W_i x + b_i\}_{i=1}^n) \cdot \mathcal{E}(x; \theta_i). \quad (16)$$

The function \mathcal{D} is parameterized as $\mathcal{D}(x; \phi)$ where

$$\phi = \left((W_i, b_i), \theta_i \right)_{i=1, \dots, n} \in \left((\mathbb{R}^D \times \mathbb{R}) \times \Theta \right)^n. \quad (17)$$

Denote the *weight space of a Mixture of n Experts* as

$$\Phi(n) = \left((\mathbb{R}^D \times \mathbb{R}) \times \Theta \right)^n. \quad (18)$$

Varying the number of experts leads to a Mixture-of-Experts weight space that spans across expert sets of different sizes, denoted by

$$\Phi = \bigsqcup_{n=1}^{\infty} \Phi(n) = \bigsqcup_{n=1}^{\infty} \left((\mathbb{R}^D \times \mathbb{R}) \times \Theta \right)^n. \quad (19)$$

Sparse Mixture-of-Experts. Given a positive integer $k \leq n$, the Top- k map is defined by: for any vector $z = (z_1, \dots, z_n) \in \mathbb{R}^n$,

$$\text{Top-}k(z) = \{i_1, \dots, i_k\}, \quad (20)$$

where i_1, \dots, i_k are the indices corresponding to the k largest components of x . In the event of ties, we select smaller indices first. Using this, a *Mixture-of-Experts with Sparse gating* (SMoE) is the function $\mathcal{S} : \mathbb{R}^d \rightarrow \mathbb{R}^d$ defined by

$$\mathcal{S}(x; \{W_i, b_i, \theta_i\}_{i=1}^n) = \sum_{i \in T(x)} \text{softmax}_i \left(\{W_i x + b_i\}_{i \in T(x)} \right) \cdot \mathcal{E}(x; \theta_i). \quad (21)$$

where

$$T(x) = T(x; \{W_i, b_i\}_{i=1}^n) = \text{Top-}k\left((W_i x + b_i)_{i=1}^n\right). \quad (22)$$

The weight space for the Sparse Mixture-of-Experts is identical to that of the Dense Mixture-of-Experts, as the inclusion of the Top- k operator does not introduce any additional trainable parameters. However, the SMoE function S is generally discontinuous, primarily due to the non-smooth nature of the Top- k selection—particularly in scenarios where multiple experts share identical gating scores (i.e., ties occur). To circumvent this issue and ensure well-defined behavior, we restrict our analysis to a subset of the input space \mathbb{R}^d where the top K gating scores are uniquely determined without ambiguity. In particular, for $\{W_i, b_i\}_{i=1}^n \in (\mathbb{R}^d \times \mathbb{R})^n$, we define the subset of \mathbb{R}^d such that the gating scores of all experts are pairwise distinct, i.e.,

$$\Omega(\{W_i, b_i\}_{i=1}^n) = \{x \in \mathbb{R}^d : (W_i x + b_i)_{i=1}^n \text{ are pairwise distinct}\}. \quad (23)$$

We provide one result characterizing the structure of this domain, and another result describing the behavior of the SMoE map when it is restricted to inputs within this domain.

Proposition A.1. *If $\{W_i, b_i\}$ are pairwise distinct for $i = 1, \dots, n$, then $\Omega(\{W_i, b_i\}_{i=1}^n)$ is an open and dense subset of \mathbb{R}^d .*

Proof. We have

$$\begin{aligned} \Omega(\{W_i, b_i\}_{i=1}^n) &= \{x \in \mathbb{R}^d : W_i x + b_i \text{ is pairwise distinct for all } i = 1, \dots, n\} \\ &= \bigcap_{1 \leq i < j \leq n} \{x \in \mathbb{R}^d : W_i x + b_i \neq W_j x + b_j\} \\ &= \bigcap_{1 \leq i < j \leq n} (\mathbb{R}^d \setminus \{x \in \mathbb{R}^d : W_i x + b_i = W_j x + b_j\}). \end{aligned} \quad (24)$$

Note that, the set

$$\{x \in \mathbb{R}^d : W_i x + b_i = W_j x + b_j\} = \{x \in \mathbb{R}^d : (W_i - W_j)x = b_j - b_i\}, \quad (25)$$

is either a hyperplane (when $W_i \neq W_j$) or empty (when $W_i = W_j$ but $b_i \neq b_j$). In both scenarios, its complement in \mathbb{R}^d forms an open and dense subset. By Equation (24), and using the fact that a finite intersection of open and dense subsets in \mathbb{R}^d remains open and dense, it follows that the set $\Omega(\{W_i, b_i\}_{i=1}^n)$ is itself open and dense in \mathbb{R}^d . \square

Proposition A.2. *If $\{W_i, b_i\}$ are pairwise distinct for $i = 1, \dots, n$, then the SMoE map S , as given in Equation (21), is continuous over the domain $\Omega(\{W_i, b_i\}_{i=1}^n)$.*

Proof. Let $x \in \Omega(\{W_i, b_i\}_{i=1}^n)$. By the definition of this set, there exists an open neighborhood $U \subset \mathbb{R}^d$ containing x such that $U \subset \Omega(\{W_i, b_i\}_{i=1}^n)$ and

$$\text{Top-}k((W_i x + b_i)_{i=1}^n) = \text{Top-}k((W_i y + b_i)_{i=1}^n) \quad (26)$$

for all $y \in U$. This condition ensures that the sparse gating mechanism defined in Equation (21) remains fixed within U , and consequently, the SMoE map is continuous on the domain $\Omega(\{W_i, b_i\}_{i=1}^n)$. \square

Propositions A.1 and A.2 serve as essential building blocks in the proof of Theorem C.4.

A.2 Group Action on Weight Spaces of Mixture-of-Experts

We define the group $G = G(n)$ as

$$G(n) = (\mathbb{R}^d \times \mathbb{R}) \times S_n, \quad (27)$$

which is the direct product of the additive groups \mathbb{R}^d and \mathbb{R} , and the symmetric group S_n on n elements. Each element $g \in G(n)$ can be written in the form

$$g = (c_W, c_b, \tau), \quad \text{where } c_W \in \mathbb{R}^d, \ c_b \in \mathbb{R}, \text{ and } \tau \in S_n. \quad (28)$$

The group $G(n)$ acts on the weight space $\Phi(n)$ as follows: for $g = (c_W, c_b, \tau) \in G(n)$ and $\phi \in \Phi(n)$ given as in Equation (17), the action is defined by

$$g\phi := (W_{\tau(i)} + c_W, b_{\tau(i)} + c_b, \theta_{\tau(i)})_{i=1,\dots,n} \in \Phi(n). \quad (29)$$

This group action preserves the functionality of both the MoE and SMoE maps. The invariance arises from two key properties: the permutation invariance of the summation operator, and the translation invariance of the softmax function. We begin by establishing a result that characterizes the invariance of MoE maps under this group action.

Proposition A.3 (Weight space invariance of Mixture-of-Experts). *The MoE map \mathcal{D} is $G(n)$ -invariance under the action of $G(n)$ on its weight space, i.e.,*

$$\mathcal{D}(\cdot; \phi) = \mathcal{D}(\cdot; g\phi). \quad (30)$$

Proof. Given $g = (c_W, c_b, \tau) \in G(n)$. For all $x \in \mathbb{R}^d$, we have

$$\begin{aligned} \mathcal{D}(x; g\theta) &= \sum_{i=1}^n \text{softmax}_i \left(\left\{ (W_{\tau(i)} + c_W) x + (b_{\tau(i)} + c_b) \right\}_{i=1}^n \right) \cdot \mathcal{E}(x; \theta_{\tau(i)}) \\ &= \sum_{i=1}^n \text{softmax}_i \left(\left\{ W_{\tau(i)} x + b_{\tau(i)} \right\}_{i=1}^n \right) \cdot \mathcal{E}(x; \theta_{\tau(i)}) \\ &= \sum_{i=1}^n \text{softmax}_i \left(\left\{ W_i x + b_i \right\}_{i=1}^n \right) \cdot \mathcal{E}(x; \theta_i) \\ &= \mathcal{D}(x; \theta). \end{aligned} \quad (31)$$

Thus, the proposition is proven. \square

The analysis of the SMoE architecture requires additional assumptions due to the inherent discontinuity of the Top- k selection operator. In what follows, we show that the SMoE map, when restricted to an appropriate subset of its domain, remains invariant under the group action of $G(n)$.

Proposition A.4 (Weight space invariance of Sparse Mixture-of-Experts). *Given the SMoE map as defined in Equation (21), assume that the pairs $\{W_i, b_i\}$ are pairwise distinct for $i = 1, \dots, n$. Then, the set $\Omega(\{W_i, b_i\}_{i=1}^n)$ is invariant under the group action of $G(n)$, i.e.,*

$$\Omega(\{W_i, b_i\}_{i=1}^n) = \Omega(g\{W_i, b_i\}_{i=1}^n). \quad (32)$$

Moreover, the SMoE map, restricted to

$$\Omega(\{W_i, b_i\}_{i=1}^n), \quad (33)$$

is $G(n)$ -invariance under the action of $G(n)$ on its weight space, i.e.,

$$\mathcal{S}(\cdot; \theta) = \mathcal{S}(\cdot; g\theta) \quad \text{on } \Omega(\{W_i, b_i\}_{i=1}^n). \quad (34)$$

Proof. Let $g = (c_W, c_b, \tau) \in G(n)$. We first verify that the group action preserves the set $\Omega(\{W_i, b_i\}_{i=1}^n)$. Indeed,

$$\begin{aligned} &\Omega(\{W_i, b_i\}_{i=1}^n) \\ &= \{x \in \mathbb{R}^d : W_i x + b_i \text{ is pairwise distinct for all } i = 1, \dots, n\} \\ &= \{x \in \mathbb{R}^d : (W_{\tau(i)} + c_W) x + (b_{\tau(i)} + c_b) \text{ is pairwise distinct for all } i = 1, \dots, n\} \\ &= \Omega(g\{W_i, b_i\}_{i=1}^n). \end{aligned} \quad (35)$$

Let

$$gT(x) = \text{Top-}k \left(\left((W_{\tau(i)} + c_W) x + (b_{\tau(i)} + c_b) \right)_{i=1}^n \right). \quad (36)$$

For all $x \in \Omega(\{W_i, b_i\}_{i=1}^n)$, we have $gT(x) = \tau(T(x))$. The desired invariance result for the SMoE map then follows by applying the same reasoning as in Proposition A.3. \square

Remark A.5. While the group action on Mixture-of-Experts (MoE) models is formally introduced in Equation (22), it does not fully capture all symmetries inherent to these architectures. In particular, each expert network possesses internal neuron permutations that preserve its functional behavior—a well-documented property in the literature on neural networks [7, 23, 29, 9, 60, 11, 62, 13, 77, 81, 88, 37, 15, 27, 50, 5, 6]. Nonetheless, since the distinguishing feature of MoE models is their input-dependent gating function, our focus centers on the symmetries associated with the gate itself, treating expert-level invariances as part of a well-established theoretical foundation.

B Results on Mixture-of-Experts with Dense Gating

B.1 A Structural Property of Neural Networks with ReLU Activation

A *polytope* is a geometric entity bounded by flat surfaces, which can be either finite (bounded) or infinite (unbounded) in extent. We define the notion of *local affineness* as follows: a function $f : \mathbb{R}^d \rightarrow \mathbb{R}^D$ is said to be locally affine if there exists a partition of \mathbb{R}^d into a finite set of polytopes such that on each polytope, the function f agrees with an affine transformation from \mathbb{R}^d to \mathbb{R}^D .

Remark B.1. While the term *local affineness* may take on different interpretations in other contexts, its usage here is unambiguous within the scope of this work.

We examine the local affineness property in ReLU neural networks. Consider a feedforward neural network $f : \mathbb{R}^{n_0} \rightarrow \mathbb{R}^{n_L}$ constructed from affine maps interleaved with ReLU activations, given by

$$f = f_L \circ \sigma \circ f_{L-1} \circ \cdots \circ \sigma \circ f_1,$$

where each map $f_i : \mathbb{R}^{d_{i-1}} \rightarrow \mathbb{R}^{d_i}$ is affine and has the form $f_i(x) = W_i x + b_i$, and σ denotes the ReLU function applied elementwise.

The combination of these affine transformations and ReLU activations partitions the domain \mathbb{R}^{d_0} into finitely many convex polytopes. On each such region, the activation status of the ReLU units—whether they transmit their input or suppress it to zero—remains fixed. Consequently, the network reduces to a simpler form in which each ReLU behaves either as the identity or the zero function. Given that both ReLU and affine maps are piecewise linear and closed under composition, the overall function f is affine within each activation region.

Hence, the network satisfies the following property:

$$f(x) = A_i x + b_i, \quad \text{for all } x \in P_i, \quad (37)$$

where the domain is partitioned into polytopes $\{P_i\}_{i=1}^m$, and A_i, b_i define the affine transformation active within region P_i .

Let ∂P_i denote the boundary of the polytope P_i . Then the set

$$\mathbb{R}^{d_0} \setminus \bigcup_{i=1}^m \partial P_i \quad (38)$$

is open and dense in \mathbb{R}^{d_0} ; in other words, the union of the interiors of the polytopes covers a set that is both open and dense.

Now consider a finite collection of ReLU networks $\{f^{(k)}\}_{k=1}^n$. Since the intersection of finitely many open dense subsets is itself open and dense, there exists a subset $\Omega \subset \mathbb{R}^{d_0}$ such that, for every point $x \in \Omega$, there is a neighborhood around x on which all functions $f^{(k)}$ act as affine maps.

B.2 A Technical Lemma on Holomorphic Functions in \mathbb{C}^n

A function $f : \mathbb{C}^n \rightarrow \mathbb{C}$ is said to be *holomorphic* on \mathbb{C}^n if it is complex differentiable at every point in \mathbb{C}^n . A function is called *meromorphic* on \mathbb{C}^n if it can be locally written as a quotient of two holomorphic functions, where the denominator is not identically zero. The collection of all holomorphic functions on \mathbb{C}^n forms an integral domain, denoted by \mathcal{H} , while the set of meromorphic functions on \mathbb{C}^n forms a field, denoted by \mathcal{F} . In particular, \mathcal{F} is the field of fractions of the integral domain \mathcal{H} . Let $\mathbb{C}[x] = \mathbb{C}[x_1, \dots, x_n]$ denote the polynomial ring in n complex variables, and let $\mathbb{C}(x) = \mathbb{C}(x_1, \dots, x_n)$ denote the corresponding field of rational functions. Then $\mathbb{C}[x]$ is a subring of \mathcal{H} and remains an integral domain, while $\mathbb{C}(x)$ is a subfield of \mathcal{F} and represents the field of fractions of $\mathbb{C}[x]$.

Remark B.2. For any polynomial $p \in \mathbb{C}[x]$, the exponential e^p defines a holomorphic function on \mathbb{C}^n , i.e. $e^p \in \mathcal{D}$.

Since $\mathbb{C}(x) \subset \mathcal{F}$, we can view \mathcal{F} as a vector space over $\mathbb{C}(x)$. The following lemma addresses the linear independence of exponential functions of polynomials in this vector space setting.

Lemma B.3. *Let p_1, \dots, p_N be polynomials in $\mathbb{C}[x]$ such that $p_i - p_j$ is nonconstant whenever $i \neq j$. Then the functions e^{p_1}, \dots, e^{p_N} , viewed as elements of \mathcal{F} , are linearly independent over $\mathbb{C}(x)$.*

Proof. We proceed by induction on N . The base case $N = 1$ is immediate, since $e^p \neq 0$ for any polynomial p . Assume the result holds for any smaller number of exponentials. Consider polynomials $r_1, \dots, r_N \in \mathbb{C}[x]$ such that

$$r_1 \cdot e^{p_1} + \dots + r_N \cdot e^{p_N} = 0. \quad (39)$$

We aim to prove that all $r_i = 0$. Suppose not; then at least one r_i is nonzero. Without loss of generality, assume $r_N \neq 0$. Dividing through by $r_N \cdot e^{p_N}$ gives

$$\frac{r_1}{r_N} \cdot e^{p_1 - p_N} + \dots + \frac{r_{N-1}}{r_N} \cdot e^{p_{N-1} - p_N} + 1 = 0. \quad (40)$$

Differentiating both sides with respect to x_i for each $i = 1, \dots, n$, we obtain:

$$\sum_{j=1}^{N-1} \left(\frac{\partial}{\partial x_i} \left(\frac{r_j}{r_N} \right) + \frac{r_j}{r_N} \cdot \frac{\partial}{\partial x_i} (p_j - p_N) \right) \cdot e^{p_j - p_N} = 0. \quad (41)$$

Note that each term

$$\frac{\partial}{\partial x_i} \left(\frac{r_j}{r_N} \right) + \frac{r_j}{r_N} \cdot \frac{\partial}{\partial x_i} (p_j - p_N) \quad (42)$$

belongs to $\mathbb{C}(x)$. Now, the polynomials $p_1 - p_N, \dots, p_{N-1} - p_N$ are pairwise distinct and nonconstant. Thus, by the induction hypothesis, the exponentials $e^{p_j - p_N}$ are linearly independent over $\mathbb{C}(x)$ for $j = 1, \dots, N-1$. Therefore, from equation (41), we must have

$$\frac{\partial}{\partial x_i} \left(\frac{r_j}{r_N} \right) + \frac{r_j}{r_N} \cdot \frac{\partial}{\partial x_i} (p_j - p_N) = 0, \quad (43)$$

for all $i = 1, \dots, n$ and $j = 1, \dots, N-1$, which implies

$$\frac{\partial}{\partial x_i} \left(\frac{r_j}{r_N} \cdot e^{p_j - p_N} \right) = 0. \quad (44)$$

Hence, for each $j = 1, \dots, N-1$, the function

$$\frac{r_j}{r_N} \cdot e^{p_j - p_N} = c_j \in \mathbb{C} \quad (45)$$

must be constant. If $c_j \neq 0$, then both $r_j \neq 0$ and $e^{p_j - p_N} = \frac{c_j r_N}{r_j}$ must hold. But this forces $e^{p_j - p_N}$ to be constant, which contradicts the assumption that $p_j - p_N$ is nonconstant. Thus, $c_j = 0$, which implies $r_j = 0$ for all $j = 1, \dots, N-1$. Plugging back into equation (40) gives a contradiction, as $1 \neq 0$. Therefore, all $r_i = 0$, completing the proof. \square

Remark B.4. This lemma plays a key role and will be applied repeatedly in the proofs of Theorem B.5 and Theorem C.4.

B.3 Functional Equivalence in Mixture-of-Experts with Dense Gating

The following result establishes the equivalence between two sets of weights that define the same MoE map. Certain assumptions are introduced for technical reasons, and their justification is provided in Remark B.6.

Theorem B.5 (Functional equivalence in Mixture-of-Experts with Dense Gating). *Suppose ϕ, ϕ' define the same MoE function, i.e. $\mathcal{D}(\cdot; \phi) = \mathcal{D}(\cdot; \phi')$. Assume that the following conditions hold:*

1. Both $\{\mathcal{E}(\cdot; \theta_i)\}_{i=1}^n$ and $\{\mathcal{E}(\cdot; \theta'_i)\}_{i=1}^{n'}$ consist of pairwise distinct functions;

2. Both $\{W_i - W_j\}_{1 \leq i < j \leq n}$ and $\{W'_i - W'_j\}_{1 \leq i < j \leq n'}$ consist of pairwise distinct vector of \mathbb{R}^d .

Then $n = n'$, and there exists $g = (c_W, c_b, \tau) \in G(n)$ such that for all $i = 1, \dots, n$, we have $W'_i = W_{\tau(i)} + c_W$, $b'_i = b_{\tau(i)} + c_b$, and $\mathcal{E}(\cdot; \theta'_i) = \mathcal{E}(\cdot; \theta_{\tau(i)})$ on \mathbb{R}^d .

Proof. To enhance clarity, we begin by outlining the main steps of the proof at a high level:

1. We first expand the equality $\mathcal{D}(\cdot; \phi) = \mathcal{D}(\cdot; \phi')$ and introduce simplified notation to streamline the subsequent derivations.
2. We then observe that each expert function can be locally characterized as an affine map.
3. Next, we prove that $n = n'$ and establish the existence of a permutation τ and a transformation c_W with the required properties.
4. We proceed to verify the equivalence between the two sets of experts.
5. Finally, we show that a transformation c_b satisfying the necessary conditions can be constructed.

We now proceed with the detailed derivations and justifications corresponding to each of the five steps above.

Step 1. Given that $\mathcal{D}(\cdot; \phi) = \mathcal{D}(\cdot; \phi')$, we have

$$\sum_{i=1}^n \text{softmax}_i(\{W_i x + b_i\}_{i=1}^n) \cdot \mathcal{E}(x; \theta_i) = \sum_{i=1}^{n'} \text{softmax}_i(\{W'_i x + b'_i\}_{i=1}^{n'}) \cdot \mathcal{E}(x; \theta'_i), \quad (46)$$

for all $x \in \mathbb{R}^d$. Define

$$\mathcal{E}_i(\cdot) = \mathcal{E}(\cdot; \theta_i), \quad \text{and} \quad \mathcal{E}'_i(\cdot) = \mathcal{E}(\cdot; \theta'_i). \quad (47)$$

By expanding the softmax terms in Equation (46), we obtain

$$\sum_{i=1}^n \frac{e^{W_i x + b_i}}{\sum_{j=1}^n e^{W_j x + b_j}} \cdot \mathcal{E}_i(x) = \sum_{i=1}^{n'} \frac{e^{W'_i x + b'_i}}{\sum_{j=1}^{n'} e^{W'_j x + b'_j}} \cdot \mathcal{E}'_i(x). \quad (48)$$

Multiplying both sides by the respective denominators yields

$$\left(\sum_{j=1}^{n'} e^{W'_j x + b'_j} \right) \cdot \left(\sum_{i=1}^n e^{W_i x + b_i} \cdot \mathcal{E}_i(x) \right) = \left(\sum_{j=1}^n e^{W_j x + b_j} \right) \cdot \left(\sum_{i=1}^{n'} e^{W'_i x + b'_i} \cdot \mathcal{E}'_i(x) \right), \quad (49)$$

which can be rewritten as

$$\sum_{i=1}^n \sum_{j=1}^{n'} e^{(W_i + W'_j)x + (b_i + b'_j)} \cdot (\mathcal{E}_i(x) - \mathcal{E}'_j(x)) = 0. \quad (50)$$

Step 2. Since each function \mathcal{E}_i and \mathcal{E}'_j is locally affine, it follows from the result in Appendix B.1 that there exists a dense open subset $\Omega \subset \mathbb{R}^d$ such that: for any point $a \in \Omega$, one can find an open neighborhood $U \subset \Omega$ containing a on which all functions \mathcal{E}_i and \mathcal{E}'_j are affine. Consequently, each of these functions agrees with a polynomial on U . That is, there exists a family of open sets $\{U_k\}_{k \in I}$ covering Ω , so that

$$\Omega = \bigcup_{k \in I} U_k, \quad (51)$$

and for each set $U = U_k$ in this cover, there exist polynomials $p_{U,i}, p'_{U,j} \in \mathbb{R}[x]$ such that

$$\mathcal{E}_i(x) = p_{U,i}(x), \quad \text{and} \quad \mathcal{E}'_j(x) = p'_{U,j}(x) \quad \text{for all } x \in U. \quad (52)$$

Substituting into Equation (50) yields:

$$\sum_{i=1}^n \sum_{j=1}^{n'} e^{(W_i + W'_j)x + (b_i + b'_j)} \cdot (p_{U,i}(x) - p'_{U,j}(x)) = 0 \quad \text{for all } x \in U. \quad (53)$$

Observe that the expression on the left-hand side above defines a holomorphic function. By the Identity Theorem for Holomorphic Functions (see [1, 66, 16, 74]), we conclude that:

$$\sum_{i=1}^n \sum_{j=1}^{n'} e^{(W_i + W'_j)x + (b_i + b'_j)} \cdot (p_{U,i}(x) - p'_{U,j}(x)) = 0 \quad \text{for all } x \in \mathbb{C}^d. \quad (54)$$

Step 3. According to Assumption 2, the sets $\{W_i\}_{i=1}^n$ and $\{W'_j\}_{j=1}^{n'}$ are composed of mutually distinct elements. As a result, there exists a direction

$$\alpha \in \mathbb{S}^{d-1} = \{x \in \mathbb{R}^d : \|x\|_2 = 1\}, \quad (55)$$

such that the projected values $\{W_i\alpha\}_{i=1}^n$ and $\{W'_j\alpha\}_{j=1}^{n'}$ are comprised of n and n' distinct real numbers, respectively. Without loss of generality, we may relabel the indices so that:

$$W_1\alpha < W_2\alpha < \dots < W_n\alpha \quad \text{and} \quad W'_1\alpha < W'_2\alpha < \dots < W'_{n'}\alpha. \quad (56)$$

Furthermore, observe that the problem setting and the preceding equations are invariant under translations of the form $W'_j \mapsto W'_j + c_W$ for a constant vector $c_W \in \mathbb{R}^d$. Hence, we can assume without loss of generality that $W_1 = W'_1$. Under this assumption, we aim to demonstrate that $n = n'$ and $W_i = W'_i$ for all $i = 1, \dots, n$. Toward that goal, we begin by showing that $W_i = W'_i$ for each $i = 1, \dots, \min\{n, n'\}$ using mathematical induction.

Base case. By assumption, we have $W_1 = W'_1$, so the base case holds trivially.

Auxiliary step for induction. For every index pair $(i, j) \neq (1, 1)$, we have the inequality:

$$W_1\alpha + W'_1\alpha < W_i\alpha + W'_j\alpha. \quad (57)$$

Thus, the sum $W_1 + W'_1$ differs from $W_i + W'_j$ for all $(i, j) \neq (1, 1)$. Applying Equation (54) in conjunction with Lemma B.3, we conclude that

$$p_{U,1} = p'_{U,1}. \quad (58)$$

Inductive step. Assume that $W_i = W'_i$ holds for all $1 \leq i < k$, where k is an integer such that $1 < k \leq \min\{n, n'\}$. Suppose, for contradiction, that $W_k \neq W'_k$. We analyze the terms $W_1 + W'_k$ and $W_k + W'_1$. Under our assumption, these two quantities must differ. Without loss of generality, we may assume that

$$W_1\alpha + W'_k\alpha \leq W_k\alpha + W'_1\alpha. \quad (59)$$

- For all index pairs (i, j) with $i \geq k$, we have

$$W_1\alpha + W'_k\alpha \leq W_k\alpha + W'_1\alpha \leq W_i\alpha + W'_j\alpha. \quad (60)$$

Equality holds if and only if $(i, j) = (k, 1)$. Moreover, since $W_1 + W'_k$ and $W_k + W'_1$ are distinct, it follows that $W_1 + W'_k$ differs from $W_i + W'_j$ for all (i, j) with $i \geq k$.

- For all (i, j) with $j \geq k$, we have

$$W_1\alpha + W'_k\alpha \leq W_i\alpha + W'_j\alpha. \quad (61)$$

Equality occurs only when $(i, j) = (1, k)$. Therefore, $W_1 + W'_k$ is distinct from $W_i + W'_j$ for all $(i, j) \neq (1, k)$ with $j \geq k$.

- For all (i, j) such that $i, j < k$, we claim that $W_1 + W'_k$ does not equal $W_i + W'_j$. Suppose, for contradiction, that

$$W_1 + W'_k = W_i + W'_j \quad (62)$$

for some pair (i, j) with $i, j < k$. Then by the induction hypothesis,

$$W'_1 + W'_k = W'_i + W'_j. \quad (63)$$

Rearranging terms, we obtain

$$W'_1 - W'_j = W'_i - W'_k, \quad (64)$$

which contradicts the assumption that all such differences are pairwise distinct, since $(1, j) \neq (i, k)$.

These observations collectively show that $W_1 + W'_k$ differs from $W_i + W'_j$ for all $(i, j) \neq (1, k)$. Applying Equation (54) together with Lemma B.3, we conclude that

$$p_{U,1} = p'_{U,k}. \quad (65)$$

Additionally, from Equation (58), we already have

$$p'_{U,1} = p'_{U,k}. \quad (66)$$

This implies that $\mathcal{E}'_1 = \mathcal{E}'_k$ on U . Since this holds for every open set U in the covering $\{U_k\}_{k \in I}$, it follows that $\mathcal{E}'_1 = \mathcal{E}'_k$ on Ω . Because Ω is dense in \mathbb{R}^d and each \mathcal{E}'_j is continuous, we conclude that $\mathcal{E}'_1 = \mathcal{E}'_k$ on all of \mathbb{R}^d . This contradicts the assumption that the \mathcal{E}'_j functions are pairwise distinct. Therefore, our initial assumption must be false, and we conclude that $W_1 + W'_k = W_k + W'_1$, which implies $W_k = W'_k$.

Conclusion. By induction, we have established that $W_i = W'_i$ for all $i = 1, \dots, \min\{n, n'\}$. It remains to show that $n = n'$. Suppose, for contradiction, that $n < n'$. Consider the sum $W_1 + W'_{n'}$. We claim that this quantity is distinct from every $W_i + W'_j$ with $(i, j) \neq (1, n')$. Assume otherwise, that

$$W_1 + W'_{n'} = W_i + W'_j \quad (67)$$

for some pair $(i, j) \neq (1, n')$. Using the inductive assumption that $W_i = W'_i$ for all $i \leq n$, we deduce

$$W'_1 + W'_{n'} = W'_i + W'_j, \quad (68)$$

which implies

$$W'_1 - W'_j = W'_i - W'_{n'}. \quad (69)$$

This leads to a contradiction, as it violates the assumption that the differences $W'_i - W'_j$ are pairwise distinct. Hence, $W_1 + W'_{n'}$ must be distinct from all other sums $W_i + W'_j$ where $(i, j) \neq (1, n')$. Then, by Equation (54) and Lemma B.3, it follows that

$$p_{U,1} = p'_{U,n'}. \quad (70)$$

In addition, from Equation (58), we already know that

$$p'_{U,1} = p'_{U,n'}. \quad (71)$$

Consequently, we obtain $\mathcal{E}'_1 = \mathcal{E}'_{n'}$ on U . Since this holds on every open set U in the covering $\{U_k\}_{k \in I}$, it extends to Ω , and by continuity, to all of \mathbb{R}^d . This contradicts the assumption that the expert functions \mathcal{E}'_j are pairwise distinct. Therefore, our assumption must be false, and we conclude that $n = n'$. Finally, the reordering of indices and the translation applied to the set $\{W'_j\}_{j=1}^{n'}$ throughout the argument confirm the existence of a permutation $\tau \in S_n$ and a translation vector $c_W \in \mathbb{R}^d$.

Step 4. We now establish that $\mathcal{E}_i = \mathcal{E}'_i$ on \mathbb{R}^d for each $i = 1, \dots, n$. From **Step 3**, we already have that $n = n'$ and $W_i = W'_i$ for all indices in this range. Consider any pair (i, j) . If it holds that $W_i + W'_j = W_{i'} + W'_{j'}$, then (i', j') must be either (i, j) or (j, i) . In particular, this implies that $W_i + W'_i$ is distinct from $W_j + W'_k$ for all $(j, k) \neq (i, i)$. Invoking Equation (54) together with Lemma B.3, we obtain

$$p_{U,i} = p'_{U,i}. \quad (72)$$

This argument parallels that used in **Step 3**, and applying the same reasoning, we conclude that $\mathcal{E}_i = \mathcal{E}'_i$ on \mathbb{R}^d . Since this holds for all $i = 1, \dots, n$, the result follows.

Step 5. It remains to prove the existence of a constant $c_b \in \mathbb{R}$ such that

$$b'_i = b_i + c_b \quad \text{for all } i = 1, \dots, n. \quad (73)$$

Recall from **Step 4** that if $W_i + W'_j = W_{i'} + W'_{j'}$, then it must be that $(i', j') = (i, j)$ or (j, i) . Using this structural property, along with Equation (50), Lemma B.3, and the identity $\mathcal{E}_i = \mathcal{E}'_i$ established in **Step 4**, we derive the following equality:

$$e^{(W_i + W'_j)x + (b_i + b'_j)} \cdot (\mathcal{E}_i(x) - \mathcal{E}_j(x)) + e^{(W_j + W'_i)x + (b_j + b'_i)} \cdot (\mathcal{E}_j(x) - \mathcal{E}_i(x)) = 0, \quad (74)$$

valid for all index pairs (i, j) . Since $\mathcal{E}_i \neq \mathcal{E}_j$ whenever $i \neq j$, there exists a point $x_0 \in \mathbb{R}^d$ for which $\mathcal{E}_i(x_0) \neq \mathcal{E}_j(x_0)$. Plugging $x = x_0$ into Equation (74) and simplifying by factoring out the common nonzero difference, we find:

$$e^{b_i + b'_j} = e^{b_j + b'_i}, \quad (75)$$

which implies

$$b_i + b'_j = b_j + b'_i, \quad (76)$$

and hence

$$b_i - b'_i = b_j - b'_j. \quad (77)$$

This shows that the difference $b_i - b'_i$ remains constant for all i . Letting $c_b := b'_1 - b_1$, we obtain

$$b'_i = b_i + c_b \quad \text{for all } i = 1, \dots, n. \quad (78)$$

This completes the proof of Theorem B.5. □

Remark B.6 (Rationale behind the assumptions in Theorem B.5). In modeling architectures, it is important that the symmetry group arises from the structure of the model itself rather than from specific, possibly degenerate, parameter choices. That is, the symmetry group should act globally and consistently across the entire weight space. This requirement motivates the following conditions in Theorem B.5:

1. Both $\{\mathcal{E}(\cdot; \theta_i)\}_{i=1}^n$ and $\{\mathcal{E}(\cdot; \theta'_i)\}_{i=1}^{n'}$ consist of pairwise distinct functions;
2. Both $\{W_i - W_j\}_{1 \leq i < j \leq n}$ and $\{W'_i - W'_j\}_{1 \leq i < j \leq n'}$ consist of pairwise distinct vector of \mathbb{R}^d .

We now elaborate on the purpose of these assumptions.

Assumption 1. If this condition is violated—for instance, if two experts compute the same function and are assigned identical gating values—then permuting these experts leaves the model output unchanged. Such permutations introduce additional, non-essential elements into the symmetry group, which we refer to as spurious symmetries. These do not correspond to genuine structural invariances but rather arise from degenerate parameter settings that represent singular points in the model’s parameter space.

Assumption 2. Assumption 2 addresses a more nuanced issue: it rules out cases where linear dependencies among gating weight vectors may cause multiple experts to exhibit indistinguishable gating behavior. Although such situations may not be as immediately intuitive as those excluded by Assumption 1, they too can artificially enlarge the symmetry group beyond its intended form. To illustrate this, we present an explicit example. Let $d = 1$ and $n = n' = 3$, and consider parameter configurations ϕ and ϕ' such that:

- $W_1 = W'_1 = -1$, $W_2 = W'_2 = 0$, and $W_3 = W'_3 = 1$,
- The parameters $\theta_1, \theta_2, \theta_3, \theta'_1, \theta'_2, \theta'_3$ are chosen so that all six experts are constant functions. Let us define:

$$\begin{aligned} \mathcal{E}(\cdot; \theta_1) &= A_1, & \mathcal{E}(\cdot; \theta'_1) &= A_2, \\ \mathcal{E}(\cdot; \theta_2) &= B_1, & \mathcal{E}(\cdot; \theta'_2) &= B_2, \\ \mathcal{E}(\cdot; \theta_3) &= C_1, & \mathcal{E}(\cdot; \theta'_3) &= C_2. \end{aligned} \quad (79)$$

We now select the biases b_i, b'_i and constants A_j, B_j, C_j such that the models satisfy $\mathcal{D}(\cdot; \phi) = \mathcal{D}(\cdot; \phi')$, even though there exists no transformation as described in Theorem B.5 that maps ϕ to ϕ' . Our goal is to ensure that

$$\begin{aligned} & \frac{e^{-x+b_1}}{e^{-x+b_1} + e^{b_2} + e^{x+b_3}} \cdot A_1 + \frac{e^{b_2}}{e^{-x+b_1} + e^{b_2} + e^{x+b_3}} \cdot B_1 + \frac{e^{x+b_3}}{e^{-x+b_1} + e^{b_2} + e^{x+b_3}} \cdot C_1 \\ &= \frac{e^{-x+b'_1}}{e^{-x+b'_1} + e^{b'_2} + e^{x+b'_3}} \cdot A_2 + \frac{e^{b'_2}}{e^{-x+b'_1} + e^{b'_2} + e^{x+b'_3}} \cdot B_2 + \frac{e^{x+b'_3}}{e^{-x+b'_1} + e^{b'_2} + e^{x+b'_3}} \cdot C_2. \end{aligned} \quad (80)$$

For convenience, we introduce the following shorthand:

$$\begin{aligned} e^{b_1} &= X_1, & e^{b'_1} &= X_2, \\ e^{b_2} &= Y_1, & e^{b'_2} &= Y_2, \\ e^{b_3} &= Z_1, & e^{b'_3} &= Z_2. \end{aligned} \quad (81)$$

With this notation, Equation (80) becomes:

$$\begin{aligned} & \frac{e^{-x}X_1}{e^{-x}X_1 + Y_1 + e^xZ_1} \cdot A_1 + \frac{Y_1}{e^{-x}X_1 + Y_1 + e^xZ_1} \cdot B_1 + \frac{e^xZ_1}{e^{-x}X_1 + Y_1 + e^xZ_1} \cdot C_1 \\ &= \frac{e^{-x}X_2}{e^{-x}X_2 + Y_2 + e^xZ_2} \cdot A_2 + \frac{Y_2}{e^{-x}X_2 + Y_2 + e^xZ_2} \cdot B_2 + \frac{e^xZ_2}{e^{-x}X_2 + Y_2 + e^xZ_2} \cdot C_2, \end{aligned} \quad (82)$$

which is equivalent to:

$$\begin{aligned} & (e^{-x}X_1A_1 + Y_1B_1 + e^xZ_1C_1)(e^{-x}X_2 + Y_2 + e^xZ_2) \\ &= (e^{-x}X_2A_2 + Y_2B_2 + e^xZ_2C_2)(e^{-x}X_1 + Y_1 + e^xZ_1). \end{aligned} \quad (83)$$

By equating the coefficients of $e^{-2x}, e^{-x}, 1, e^x, e^{2x}$, we derive the following system:

$$\begin{aligned} e^{-2x} &: & X_1X_2A_1 &= & X_1X_2A_2, \\ e^{2x} &: & Z_1Z_2C_1 &= & Z_1Z_2C_2, \\ e^x &: & Y_1Z_2B_1 + Z_1Y_2C_1 &= & Y_1Z_2C_2 + Z_1Y_2B_2, \\ e^{-x} &: & Y_1X_2B_1 + X_1Y_2A_1 &= & Y_1X_2A_2 + X_1Y_2B_2, \\ 1 &: & X_1Z_2A_1 + Z_1X_2C_1 + Y_1Y_2B_1 &= & X_1Z_2C_2 + Z_1X_2A_2 + Y_1Y_2B_2. \end{aligned} \quad (84)$$

Setting $A_1 = A_2 = A$ and $C_1 = C_2 = C$ satisfies the equations involving e^{-2x} and e^{2x} automatically. Removing those, we simplify the system to:

$$\begin{aligned} e^x &: & Y_1Z_2B_1 + Z_1Y_2C &= & Y_1Z_2C + Z_1Y_2B_2, \\ e^{-x} &: & Y_1X_2B_1 + X_1Y_2A &= & Y_1X_2A + X_1Y_2B_2, \\ 1 &: & X_1Z_2A + Z_1X_2C + Y_1Y_2B_1 &= & X_1Z_2C + Z_1X_2A + Y_1Y_2B_2. \end{aligned} \quad (85)$$

Solving the equations for A and C , assuming $Z_1Y_2 \neq Y_1Z_2$ and $X_1Y_2 \neq Y_1X_2$, gives:

$$\begin{aligned} A &= \frac{X_1Y_2B_2 - Y_1X_2B_1}{X_1Y_2 - Y_1X_2}, \\ C &= \frac{Z_1Y_2B_2 - Y_1Z_2B_1}{Z_1Y_2 - Y_1Z_2}. \end{aligned} \quad (86)$$

Substituting into the constant term equation in (85) gives:

$$Y_1Y_2(B_1 - B_2) = (C - A)(X_1Z_2 - Z_1X_2). \quad (87)$$

Now computing $A - C$:

$$\begin{aligned} A - C &= \frac{X_1 Y_2 B_2 - Y_1 X_2 B_1}{X_1 Y_2 - Y_1 X_2} - \frac{Z_1 Y_2 B_2 - Y_1 Z_2 B_1}{Z_1 Y_2 - Y_1 Z_2} \\ &= \frac{Y_1 Y_2 (B_1 - B_2) (X_1 Z_2 - Z_1 X_2)}{(X_1 Y_2 - Y_1 X_2) (Z_1 Y_2 - Y_1 Z_2)}. \end{aligned} \quad (88)$$

Plugging into Equation (87), we find:

$$Y_1 Y_2 (B_1 - B_2) = - \frac{Y_1 Y_2 (B_1 - B_2) (X_1 Z_2 - Z_1 X_2)}{(X_1 Y_2 - Y_1 X_2) (Z_1 Y_2 - Y_1 Z_2)} (X_1 Z_2 - Z_1 X_2). \quad (89)$$

Assuming $B_1 \neq B_2$ and $Y_1 Y_2 \neq 0$, we divide both sides to obtain:

$$(X_1 Y_2 - Y_1 X_2) (Y_1 Z_2 - Z_1 Y_2) = (X_1 Z_2 - Z_1 X_2)^2. \quad (90)$$

While this equation can be solved in general, it suffices to exhibit a concrete solution. Consider:

$$\begin{aligned} (X_1, X_2) &= (1, 2), \\ (Y_1, Y_2) &= (3, 5), \\ (Z_1, Z_2) &= (2, 3). \end{aligned} \quad (91)$$

With these values, B_1 and B_2 may be freely chosen. These assignments define parameter configurations ϕ and ϕ' for which $\mathcal{D}(\cdot; \phi) = \mathcal{D}(\cdot; \phi')$, yet no transformation described in Theorem B.5 maps ϕ to ϕ' .

C Results on Mixture-of-Experts with Sparse Gating

C.1 Strongly Distinctness Property

The following definition formalizes the notion of *strong distinctness*, which will be used in the statement of Theorem C.4.

Definition C.1 (Strongly distinct). Two functions $f, g: X \rightarrow Y$ are said to be *strongly distinct* if the set $\{x \in X : f(x) \neq g(x)\}$ is dense in X .

Example C.2. We present several examples to illustrate the concept of strong distinctness.

- Two distinct polynomials on \mathbb{R}^n or \mathbb{C}^n are strongly distinct.
- Two distinct holomorphic functions are strongly distinct.
- In contrast, two distinct locally affine functions are not necessarily strongly distinct. For instance:
 - Let $f_1, f_2: \mathbb{R} \rightarrow \mathbb{R}$ be defined as:

$$f_1(x) = \begin{cases} 0 & \text{if } x < 0, \\ x & \text{if } x \geq 0, \end{cases} \quad f_2(x) = 1. \quad (92)$$

Then f_1 and f_2 are strongly distinct.

- Let $g_1, g_2: \mathbb{R} \rightarrow \mathbb{R}$ be defined as:

$$g_1(x) = \begin{cases} 0 & \text{if } x < 0, \\ x & \text{if } x \geq 0, \end{cases} \quad g_2(x) = 0. \quad (93)$$

Here, g_1 and g_2 are distinct but not strongly distinct, since they coincide on $(-\infty, 0)$.

We now define a certain class of subsets of \mathbb{R}^d . Given

$$\{W_i, b_i\}_{i=1}^n \in (\mathbb{R}^d \times \mathbb{R})^n, \quad (94)$$

we define the set

$$\Omega(\{W_i, b_i\}_{i=1}^n) := \{x \in \mathbb{R}^d : \{W_i x + b_i\}_{i=1}^n \text{ are pairwise distinct}\}. \quad (95)$$

The following result provides a sufficient condition on the gating weights under which the Top- k operator is capable of selecting any subset of k experts.

Proposition C.3. Suppose that the collection $\{W_i\}_{i=1}^n$ satisfies the condition that the set $\{W^{(G,i-1)} - W^{(G,i)}\}_{i=2}^n$ is linearly independent in \mathbb{R}^d . Then, for every subset $\mathcal{A} \subseteq \{1, \dots, n\}$ of size k , there exists a point $x \in \Omega(\{W_i, b_i\}_{i=1}^n)$ such that

$$\text{Top-}k((W_i x + b_i)_{i=1}^n) = \mathcal{A}. \quad (96)$$

Proof. Without loss of generality, assume $\mathcal{A} = \{1, \dots, k\}$. To prove the existence of $x \in \Omega$ such that

$$\text{Top-}k((W_i x + b_i)_{i=1}^n) = \{1, \dots, k\}, \quad (97)$$

it suffices to find $x \in \mathbb{R}^d$ such that

$$W_1 x + b_1 > W_2 x + b_2 > \dots > W_n x + b_n. \quad (98)$$

We can strengthen this to require:

$$\begin{aligned} (W_1 x + b_1) - (W_2 x + b_2) &= 1, \\ (W_2 x + b_2) - (W_3 x + b_3) &= 1, \\ &\vdots \\ (W_{n-1} x + b_{n-1}) - (W_n x + b_n) &= 1. \end{aligned} \quad (99)$$

This is equivalent to the following system of linear equations:

$$\begin{aligned} (W_1 - W_2)x &= 1 - (b_1 - b_2), \\ (W_2 - W_3)x &= 1 - (b_2 - b_3), \\ &\vdots \\ (W_{n-1} - W_n)x &= 1 - (b_{n-1} - b_n). \end{aligned} \quad (100)$$

Since the vectors $\{W_{i-1} - W_i\}_{i=2}^n$ are linearly independent by assumption, this system has a unique solution. Hence, there exists $x \in \mathbb{R}^d$ satisfying Equation (100). \square

Proposition C.3 will be invoked in the proof of Theorem C.4. A justification for the linear independence assumption is provided in Remark C.8.

C.2 Functional Equivalence in Mixture-of-Experts with Sparse Gating

We establish a functional equivalence theorem for the Sparse Mixture-of-Experts (SMoE) architecture, in parallel with the result for MoE given in Theorem B.5. However, our analysis is limited to the case $k > 1$, as the $k = 1$ setting leads to singularities that disrupt the general structure of equivalence. A detailed explanation for this exclusion is provided in Remark C.9.

Theorem C.4 (Functional equivalence in Mixture-of-Experts with Sparse Gating). Suppose ϕ, ϕ' define the same SMoE function, i.e. $\mathcal{S}(\cdot; \phi) = \mathcal{S}(\cdot; \phi')$. Assume that the following conditions hold:

1. Both $\{\mathcal{E}(\cdot; \theta_i)\}_{i=1}^n$ and $\{\mathcal{E}(\cdot; \theta'_i)\}_{i=1}^{n'}$ consist of pairwise strongly distinct functions;
2. Both $\{W_{i-1} - W_i\}_{i=2}^n$ and $\{W'_{i-1} - W'_i\}_{i=2}^{n'}$ are linear independent subsets of \mathbb{R}^d .

Then $n = n'$, and there exists $g = (c_W, c_b, \tau) \in G(n)$ such that for all $i = 1, \dots, n$, we have $W'_i = W_{\tau(i)} + c_W$, $b'_i = b_{\tau(i)} + c_b$, and $\mathcal{E}(x; \theta'_i) = \mathcal{E}(x; \theta_{\tau(i)})$ for all $x \in \Omega(\{W_i, b_i\}_{i=1}^n)$ such that $\tau(i) \in \text{Top-}k((W_i x + b_i)_{i=1}^n)$.

Before presenting the proof of Theorem C.4, we begin with two remarks.

Remark C.5. Suppose $n = n'$ and there exist $\tau \in S_n$, $c_W \in \mathbb{R}^d$, and $c_b \in \mathbb{R}$ such that for every $i = 1, \dots, n$, we have

$$W'_i = W_{\tau(i)} + c_W, \quad b'_i = b_{\tau(i)} + c_b. \quad (101)$$

Then the two sets $\Omega(\{W_i, b_i\}_{i=1}^n)$ and $\Omega(\{W'_i, b'_i\}_{i=1}^n)$ coincide. Furthermore, for any x in this set, the condition $\tau(i) \in \text{Top-}k((W_i x + b_i)_{i=1}^n)$ holds if and only if $i \in \text{Top-}k((W'_i x + b'_i)_{i=1}^n)$.

Remark C.6. It is easy to verify that Assumption 2 in Theorem C.4 implies Assumption 2 in Theorem B.5.

Proof. To enhance clarity, we begin by outlining the main steps of the proof at a high level:

1. Formulate the identity $\mathcal{S}(\cdot; \phi) = \mathcal{S}(\cdot; \phi')$ explicitly and introduce simplified notation to streamline the presentation.
2. Partition the input space into regions where the Top- k operator selects the same index set, and within which all expert functions are affine.
3. Demonstrate the desired equivalence for a fixed subset of experts. The core technique is to invoke the MoE equivalence result given in Theorem B.5.
4. Generalize the argument to establish the equivalence across all experts.

We now proceed with the detailed derivation and proofs for each of the outlined steps.

Step 1. Given that $\mathcal{S}(\cdot; \phi) = \mathcal{S}(\cdot; \phi')$, it follows that

$$\begin{aligned} & \sum_{i \in \text{Top-}k((W_i x + b_i)_{i=1}^n)} \text{softmax}_i \left(\{W_i x + b_i\}_{i \in \text{Top-}k((W_i x + b_i)_{i=1}^n)} \right) \cdot \mathcal{E}(x; \theta_i) \\ &= \sum_{i \in \text{Top-}k((W'_i x + b'_i)_{i=1}^{n'})} \text{softmax}_i \left(\{W'_i x + b'_i\}_{i \in \text{Top-}k((W'_i x + b'_i)_{i=1}^{n'})} \right) \cdot \mathcal{E}(x; \theta'_i), \end{aligned} \quad (102)$$

for all $x \in \mathbb{R}^d$. To simplify notation, define

$$\mathcal{E}_i(\cdot) = \mathcal{E}(\cdot; \theta_i), \quad \text{and} \quad \mathcal{E}'_i(\cdot) = \mathcal{E}(\cdot; \theta'_i). \quad (103)$$

Using this notation, we can rewrite Equation (102) more compactly as:

$$\begin{aligned} & \sum_{i \in \text{Top-}k((W_i x + b_i)_{i=1}^n)} \text{softmax}_i \left(\{W_i x + b_i\}_{i \in \text{Top-}k((W_i x + b_i)_{i=1}^n)} \right) \cdot \mathcal{E}_i(x) \\ &= \sum_{i \in \text{Top-}k((W'_i x + b'_i)_{i=1}^{n'})} \text{softmax}_i \left(\{W'_i x + b'_i\}_{i \in \text{Top-}k((W'_i x + b'_i)_{i=1}^{n'})} \right) \cdot \mathcal{E}'_i(x). \end{aligned} \quad (104)$$

Step 2. We begin by highlighting two key observations:

- Assumption 2 guarantees that the parameter pairs $\{W_i, b_i\}$ are pairwise distinct for $i = 1, \dots, n$, and likewise, $\{W'_i, b'_i\}$ are pairwise distinct for $i = 1, \dots, n'$. By Proposition A.1, the set

$$\Omega_1 = \Omega(\{W_i, b_i\}_{i=1}^n) \cap \Omega(\{W'_i, b'_i\}_{i=1}^{n'}), \quad (105)$$

is open and dense in \mathbb{R}^d . For any $x \in \Omega_1$, the values $\{W_i x + b_i\}$ and $\{W'_i x + b'_i\}$ are pairwise distinct. Moreover, for each $x \in \Omega_1$, there exists an open neighborhood around x in which both Top- k selections remain fixed.

- From the analysis in Appendix B.1, there exists a set $\Omega_2 \subset \mathbb{R}^d$, also open and dense, such that for every $x \in \Omega_2$, all expert functions \mathcal{E}_i and \mathcal{E}'_j are affine in a neighborhood of x .

Taking the intersection $\Omega = \Omega_1 \cap \Omega_2$, we obtain a set that is still open and dense. Within Ω , both the Top- k selections and the expert functions remain locally constant and affine, respectively. Consequently, there exists a collection of open sets $\{U_i\}_{i \in I}$ that cover Ω , such that

$$\Omega = \bigcup_{i \in I} U_i, \quad (106)$$

and on each U_i , the expert functions \mathcal{E}_i and \mathcal{E}'_j are affine, and the Top- k selections do not vary.

Step 3. Let U be an arbitrary open set from the cover described in Equation (106). Without loss of generality, we may relabel the indices such that both Top- k maps are constantly equal to $\{1, \dots, k\}$ throughout U . Under this reindexing, Equation (104) simplifies to

$$\begin{aligned} \sum_{i=1}^k \text{softmax}_i \left(\{W_i x + b_i\}_{i=1}^k \right) \cdot \mathcal{E}_i(x) \\ = \sum_{i=1}^k \text{softmax}_i \left(\{W'_i x + b'_i\}_{i=1}^k \right) \cdot \mathcal{E}'_i(x) \quad \text{for all } x \in U. \end{aligned} \quad (107)$$

According to Assumption 1, the expert functions \mathcal{E}_i are strongly distinct, which implies that they remain distinct on the open set U . The same conclusion applies to the functions \mathcal{E}'_i . Therefore, the assumptions of Theorem B.5 are satisfied on U , and Equation (107) falls within its scope. As a consequence, there exist constants $c_W \in \mathbb{R}^d$ and $c_b \in \mathbb{R}$ such that, up to reindexing, we have for all $i = 1, \dots, k$,

$$W'_i = W_i + c_W, \quad b'_i = b_i + c_b, \quad (108)$$

and furthermore, $\mathcal{E}_i = \mathcal{E}'_i$ on U .

Step 4. For any index $m \in \{3, 4, \dots, n\}$, we invoke Proposition C.3 to select an open set V_1 from the cover in Equation (106) such that both indices 1 and k appear in $T(V_1)$. Restricting Equation (104) to V_1 and applying Theorem C.4, we conclude that there exist indices $1 \leq t_1, s_1 \leq n'$ such that

$$W_1 - W_m = W'_{t_1} - W'_{s_1}. \quad (109)$$

Applying the same reasoning with indices 2 and m , we obtain $1 \leq t_2, s_2 \leq n'$ such that

$$W_2 - W_m = W'_{t_2} - W'_{s_2}. \quad (110)$$

Subtracting Equation (110) from Equation (109) yields

$$W'_1 - W'_2 = W_1 - W_2 = (W_1 - W_m) - (W_2 - W_m) = (W'_{t_1} - W'_{s_1}) - (W'_{t_2} - W'_{s_2}). \quad (111)$$

Due to the linear independence guaranteed by Assumption 2, this identity can only hold if $t_1 = 1$, $t_2 = 2$, and $s_1 = s_2$. Denoting this shared index by $\tau(m)$, i.e., $\tau(m) = s_1 = s_2$, we then have

$$W_1 - W_m = W'_1 - W'_{\tau(m)}, \quad (112)$$

which implies

$$W'_{\tau(m)} - W_m = W'_1 - W_1 = c_W. \quad (113)$$

Similarly, we deduce

$$b'_{\tau(m)} - b_m = b'_1 - b_1 = c_b. \quad (114)$$

Since m ranges over $\{3, 4, \dots, n\}$, the corresponding values of $\tau(m)$ must be distinct. If not, suppose that $\tau(m) = \tau(m')$ for some $m \neq m'$, which would imply

$$W_m - W_{m'} = W'_{\tau(m)} - W'_{\tau(m')} = 0, \quad (115)$$

contradicting Assumption 3.

Applying a symmetric argument to the parameters of $\mathcal{S}(\cdot; \phi')$, we conclude that $n = n'$. Therefore, there exists a permutation τ of $\{1, \dots, n\}$ such that

$$W'_i = W_{\tau(i)} + c_W, \quad b'_i = b_{\tau(i)} + c_b. \quad (116)$$

Finally, the analysis above shows that for any $x \in \Omega(\{W_i, b_i\}_{i=1}^n)$ with $\tau(i) \in \text{Top-}k((W_i x + b_i)_{i=1}^n)$ —i.e., when index i is selected by the Top- k operator in \mathcal{S} —we have

$$\mathcal{E}_{\tau(i)}(x) = \mathcal{E}'_i(x). \quad (117)$$

This completes the proof of Theorem C.4. \square

Remark C.7. While Theorem C.4 is conceptually analogous to Theorem B.5, it is crucial to recognize that establishing the result for SMoE involves substantially greater technical complexity. The main challenge arises from the Top- k operator, which introduces discontinuities by dynamically changing the subset of active experts in a manner that depends intricately on the input. This input-dependent behavior complicates the analysis and makes the theoretical treatment significantly more delicate.

Remark C.8 (Rationale behind the assumptions in Theorem C.4). We begin by restating the two assumptions made in Theorem C.4:

1. Both $\{\mathcal{E}(\cdot; \theta_i)\}_{i=1}^n$ and $\{\mathcal{E}(\cdot; \theta'_i)\}_{i=1}^{n'}$ consist of pairwise strongly distinct functions;
2. Both $\{W_{i-1} - W_i\}_{i=2}^n$ and $\{W'_{i-1} - W'_i\}_{i=2}^{n'}$ are linear independent subsets of \mathbb{R}^d .

These assumptions are strictly stronger than those required in Theorem B.5. We now discuss their necessity and implications in greater detail.

Assumption 1. This condition arises primarily from the behavior of the Top- k operator, which induces input-dependent expert selection. As a result, the functional contribution of an expert is restricted to regions where it is actively selected by the gating mechanism. Outside these regions, the expert can behave arbitrarily without influencing the output. Therefore, if the experts are merely pairwise distinct—rather than pairwise strongly distinct—it becomes possible for different sets of expert functions to yield identical overall behavior when restricted to their respective activation domains. This ambiguity underscores the necessity of strong distinctness to ensure functional identifiability in the SMoE setting.

Assumption 2. In practice, the number of experts n is typically much smaller than the input (token) dimension D . As a result, the collections $\{W^{(G,i-1)} - W_i\}_{i=2}^n$ and $\{W'^{(G,i-1)} - W'_i\}_{i=2}^{n'}$ are generically linearly independent. However, when linear dependence arises, it can prevent certain expert pairs from ever being simultaneously selected by the gating mechanism across all possible inputs. This limitation introduces singular symmetries: different parameter configurations that yield functionally identical outputs but cannot be related via the equivalence structure defined in Theorem C.4.

To illustrate this phenomenon concretely, consider an example with $n = 4$ and $k = 2$, and let $\mathcal{E}_1, \mathcal{E}_2, \mathcal{E}_3, \mathcal{E}_4$ denote arbitrary expert functions. Define two SMoE models \mathcal{S}_1 and \mathcal{S}_2 , whose gating logits are $(-2x, -x, x, 2x)$ and $(-3x, -2x, 2x, 3x)$, respectively. The resulting functions take the form:

$$\mathcal{S}_1(x) = \begin{cases} \text{softmax}_1(-2x, -x) \cdot \mathcal{E}_1(x) + \text{softmax}_2(-2x, -x) \cdot \mathcal{E}_2(x) & \text{if } x < 0, \\ \text{softmax}_1(x, 2x) \cdot \mathcal{E}_3(x) + \text{softmax}_2(x, 2x) \cdot \mathcal{E}_4(x) & \text{if } x > 0, \end{cases} \quad (118)$$

and

$$\mathcal{S}_2(x) = \begin{cases} \text{softmax}_1(-3x, -2x) \cdot \mathcal{E}_1(x) + \text{softmax}_2(-3x, -2x) \cdot \mathcal{E}_2(x) & \text{if } x < 0, \\ \text{softmax}_1(2x, 3x) \cdot \mathcal{E}_3(x) + \text{softmax}_2(2x, 3x) \cdot \mathcal{E}_4(x) & \text{if } x > 0. \end{cases} \quad (119)$$

It is easy to verify that $\mathcal{S}_1(x) = \mathcal{S}_2(x)$ for all $x \in \mathbb{R} \setminus \{0\}$, where the gating logits are pairwise distinct and the Top- k selections remain constant. However, no transformation of the form specified in Theorem C.4 maps one configuration to the other. This demonstrates how singular symmetries can arise in the SMoE architecture, even when functional outputs coincide on an open dense subset of the input domain.

Remark C.9 (The case of $k = 1$). In the special case where $k = 1$, the SMoE function in Equation (21) simplifies to

$$\mathcal{S}(x; \{W_i, b_i, \theta_i\}_{i=1}^n) = \mathcal{E}(x; \theta_i), \quad (120)$$

where the index i is determined by

$$i = \underset{i=1, \dots, n}{\operatorname{argmax}} (W_i x + b_i). \quad (121)$$

In this setting, the Top-1 gating mechanism selects only the expert with the highest score, and the softmax reduces to a one-hot distribution with a single nonzero entry equal to 1.

Beyond the standard $G(n)$ symmetry acting on the expert parameters, the SMoE architecture with $k = 1$ exhibits an additional, nontrivial invariance under the action of the multiplicative group $\mathbb{R}_{>0}$. Specifically, for any scalar $c > 0$, we have

$$\mathcal{S}(x; \{W_i, b_i, \theta_i\}_{i=1}^n) = \mathcal{S}(x; \{cW_i, cb_i, \theta_i\}_{i=1}^n), \quad (122)$$

as the argmax used to select the active expert remains invariant under uniform positive scaling:

$$\operatorname{argmax}_{i=1,\dots,n} (W_i x + b_i) = \operatorname{argmax}_{i=1,\dots,n} (cW_i x + cb_i), \quad (123)$$

for all $x \in \Omega(\{W_i, b_i\}_{i=1}^n)$. Furthermore, since only one expert is active at any given input, the architecture does not involve explicit interactions between experts. This leads to a more complex symmetry structure, including hidden and continuous transformations, which complicates theoretical analysis. For this reason, we exclude the case $k = 1$ from our main results and leave its investigation to future work.

D Technical Details for Sections 5 and 6

D.1 Proof for the Sufficiency of Permutation Invariance in LMC of MoE

The following result establishes that translation transformations do not affect the barrier loss between two parameter configurations.

Proposition D.1. *Let $h = (c_W, c_b, \text{id}_n) \in G(n)$, where $\text{id}_n \in S_n$ denotes the identity permutation. For any $\phi_A, \phi_B \in \Phi(n)$, the barrier loss remains invariant under translation:*

$$B(\phi_A, \phi_B) = B(\phi_A, h\phi_B). \quad (124)$$

That is, the translation components do not contribute to the barrier loss as defined in Equation (1).

Proof. Recall that

$$B(\phi_A, \phi_B) = \sup_{t \in [0,1]} [\mathcal{L}(t\phi_A + (1-t)\phi_B) - (t\mathcal{L}(\phi_A) + (1-t)\mathcal{L}(\phi_B))]. \quad (125)$$

For $t \in [0, 1]$, denote $h_t = (tc_W, tc_b, \text{id}_n) \in G(n)$. For $\phi_A, \phi_B \in \Phi(n)$ such that

$$\phi_A = (W_i^A, b_i^A, \theta_i^A)_{i=1,\dots,n} \quad (126)$$

$$\phi_B = (W_i^B, b_i^B, \theta_i^B)_{i=1,\dots,n}, \quad (127)$$

we have:

$$\begin{aligned} & t\phi_A + (1-t)(h\phi_B) \\ &= t(W_i^A, b_i^A, \theta_i^A)_{i=1,\dots,n} + (1-t)(W_i^B + c_W, b_i^B + c_b, \theta_i^B)_{i=1,\dots,n} \\ &= (tW_i^A + (1-t)W_i^B + (1-t)c_W, tb_i^A + (1-t)b_i^B + (1-t)c_b, t\theta_i^A + (1-t)\theta_i^B)_{i=1,\dots,n} \\ &= (h_{1-t})(t\phi_A + (1-t)\phi_B). \end{aligned} \quad (128)$$

Since the group action of $G(n)$ on $\Phi(n)$ preserves the functionality of the MoE function \mathcal{D} , we have

$$\mathcal{D}(\cdot; \phi_B) = \mathcal{D}(\cdot; h\phi_B), \quad (129)$$

and

$$\begin{aligned} & \mathcal{D}(\cdot; t\phi_A + (1-t)(h\phi_B)) \\ &= \mathcal{D}(\cdot; (h_{1-t})(t\phi_A + (1-t)\phi_B)) \\ &= \mathcal{D}(\cdot; t\phi_A + (1-t)\phi_B). \end{aligned} \quad (130)$$

These observations lead to

$$\mathcal{L}(\phi_B) = \mathcal{L}(h\phi_B), \quad (131)$$

$$\mathcal{L}(t\phi_A + (1-t)(h\phi_B)) = \mathcal{L}(t\phi_A + (1-t)\phi_B). \quad (132)$$

Thus, for $t \in [0, 1]$, we have

$$\begin{aligned}
& B(\phi_A, h\phi_B) \\
&= \sup_{t \in [0, 1]} \left[\mathcal{L}(t\phi_A + (1-t)(h\phi_B)) - (t\mathcal{L}(\phi_A) + (1-t)\mathcal{L}(h\phi_B)) \right] \\
&= \sup_{t \in [0, 1]} \left[\mathcal{L}(t\phi_A + (1-t)\phi_B) - (t\mathcal{L}(\phi_A) + (1-t)\mathcal{L}(\phi_B)) \right] \\
&= B(\phi_A, \phi_B).
\end{aligned} \tag{133}$$

Therefore, the proof is finished. \square

D.2 Proof of the Permutation-Invariant Property for Equation (11)

Proposition D.2. *The cost function defined in Method 2 of Section 5.2 is permutation-invariant with respect to the hidden units of the experts in the MoE models.*

Proof. For each expert i in the first Mixture-of-Experts (MoE) model ϕ , let $A_i \in \mathbb{R}^{h \times d}$ and $u_i \in \mathbb{R}^h$ be the weight matrix and bias for the first layer, and $B_i \in \mathbb{R}^{d \times h}$ and $v_i \in \mathbb{R}^d$ be the weight matrix and bias for the second layer. Define the augmented matrices $\tilde{A}_i = [A_i, u_i] \in \mathbb{R}^{h \times (d+1)}$ and $\tilde{B}_i = [B_i, v_i] \in \mathbb{R}^{d \times (h+1)}$. Similarly, for each expert j in the second MoE model ϕ' , define A'_j, u'_j, B'_j, v'_j , and the augmented matrices $\tilde{A}'_j, \tilde{B}'_j$ accordingly. We define the Gram matrices $(\tilde{A}_i)^\top \tilde{A}_i \in \mathbb{R}^{(d+1) \times (d+1)}$ and $\tilde{B}_i(\tilde{B}_i)^\top \in \mathbb{R}^{d \times d}$ for each expert i in ϕ , and similarly for ϕ' .

To establish permutation invariance, consider a permutation matrix $P \in \mathbb{R}^{h \times h}$ applied to the hidden units of expert i in ϕ . For the first layer, the permuted augmented weight matrix is $P\tilde{A}_i$. For the second layer, the permutation affects the columns of B_i within $\tilde{B}_i = [B_i, v_i]$, so the transformed matrix is $\tilde{B}_i \begin{bmatrix} P^\top & 0 \\ 0 & 1 \end{bmatrix}$, leaving the bias v_i unchanged. We now verify the invariance of the Gram matrices under this permutation. For the first layer:

$$(P\tilde{A}_i)^\top (P\tilde{A}_i) = (\tilde{A}_i)^\top P^\top P \tilde{A}_i = (\tilde{A}_i)^\top I \tilde{A}_i = (\tilde{A}_i)^\top \tilde{A}_i, \tag{134}$$

since $P^\top P = I$, the $h \times h$ identity matrix. For the second layer:

$$\begin{aligned}
\left(\tilde{B}_i \begin{bmatrix} P^\top & 0 \\ 0 & 1 \end{bmatrix} \right) \left(\tilde{B}_i \begin{bmatrix} P^\top & 0 \\ 0 & 1 \end{bmatrix} \right)^\top &= \tilde{B}_i \begin{bmatrix} P^\top & 0 \\ 0 & 1 \end{bmatrix} \begin{bmatrix} P & 0 \\ 0 & 1 \end{bmatrix} \tilde{B}_i^\top \\
&= \tilde{B}_i \begin{bmatrix} P^\top P & 0 \\ 0 & 1 \end{bmatrix} \tilde{B}_i^\top \\
&= \tilde{B}_i \begin{bmatrix} I & 0 \\ 0 & 1 \end{bmatrix} \tilde{B}_i^\top \\
&= \tilde{B}_i \tilde{B}_i^\top,
\end{aligned} \tag{135}$$

where $\begin{bmatrix} I & 0 \\ 0 & 1 \end{bmatrix}$ is the $(h+1) \times (h+1)$ identity matrix. This confirms that both $(\tilde{A}_i)^\top \tilde{A}_i$ and $\tilde{B}_i(\tilde{B}_i)^\top$ are invariant under permutations of the hidden units.

The cost matrix $C \in \mathbb{R}^{n \times n}$ for the Linear Assignment Problem (LAP) is $C = \{C_{i,j}\}_{1 \leq i \leq n, 1 \leq j \leq n}$, where

$$C_{i,j} = \left(\left\| (\tilde{A}_i)^\top \tilde{A}_i - (\tilde{A}'_j)^\top \tilde{A}'_j \right\|_F^2 + \left\| \tilde{B}_i(\tilde{B}_i)^\top - \tilde{B}'_j(\tilde{B}'_j)^\top \right\|_F^2 \right)^{\frac{1}{2}}. \tag{136}$$

Since the Gram matrices $(\tilde{A}_i)^\top \tilde{A}_i$ and $\tilde{B}_i(\tilde{B}_i)^\top$ (and their counterparts in ϕ') are permutation-invariant, their differences and the Frobenius norms of these differences are also invariant. Consequently, $C_{i,j}$ remains unchanged under permutations of the hidden units in either ϕ or ϕ' .

Thus, the cost function is permutation-invariant with respect to the hidden units of the experts, completing the proof. \square

D.3 Formal formulation of DeepSeekMoE

For completeness, we present the notation and formulations of three variants of MoE models: Dense MoE, Sparse MoE (SMoE), and DeepSeekMoE.

Expert. Given d denoting the input dimension. We define an *Expert* as a function $\mathcal{E}(\cdot; \theta): \mathbb{R}^d \rightarrow \mathbb{R}^d$, parameterized by $\theta \in \mathbb{R}^e$ with $e \in \mathbb{N}$ is the total number of trainable parameters of \mathcal{E} . In this work, we consider each expert $\mathcal{E}(\cdot; \theta)$ to be a feedforward neural network with ReLU activation functions. Unless stated otherwise, all experts are assumed to share the same architecture.

Mixture of Expert with dense gating. Given n denoting the number of experts, we define *Mixture-of-Experts with dense gating* as a function $\mathcal{D}: \mathbb{R}^d \rightarrow \mathbb{R}^d$ such that

$$\mathcal{D}(x; \{W_i, b_i, \theta_i\}_{i=1}^n) = \sum_{i=1}^n \text{softmax}_i(s_1(x), \dots, s_n(x)) \mathcal{E}(x; \theta_i), \quad (137)$$

where $s_i(x) = W_i x + b_i$ determines the contribution of each expert to the final output. Here, θ_i are the parameters of the i^{th} expert. The function $s = (s_1, \dots, s_n)$ is called the *gating score*, and is parameterized as $s(\cdot; \{W_i, b_i\}_{i=1}^n)$ with $(W_i, b_i) \in \mathbb{R}^d \times \mathbb{R}$ are the corresponding *gating parameters*.

Mixture-of-Experts with sparse gating. Given a positive integer $k \leq n$ denoting the number of activated experts, define the Top- k map by $\text{Top-}k(z) = \{i_1, \dots, i_k\}$ for $z = (z_1, \dots, z_n) \in \mathbb{R}^n$, where i_1, \dots, i_k are the indices corresponding to the k largest components of z . In the event of ties, we select smaller indices first. We define a *Mixture-of-Experts with sparse gating* (SMoE) as a function $\mathcal{S}: \mathbb{R}^d \rightarrow \mathbb{R}^d$ as follows. For $x \in \mathbb{R}^d$, let $T(x) = \text{Top-}k(s(x))$, then define:

$$\mathcal{S}(x; \{W_i, b_i, \theta_i\}_{i=1}^n) = \sum_{i \in T(x)} \text{softmax}_i((s_i(x))_{i \in T(x)}) \cdot \mathcal{E}(x; \theta_i) \quad (138)$$

In other words, the Top- k selects the k highest-scoring experts used to compute the output.

DeepseekMoE with shared and routed experts. The DeepseekMoE architecture extends the sparse Mixture-of-Experts by incorporating both shared experts that are always active and routed experts that are sparsely activated based on the input. Given positive integers n_s and n_r denoting the number of shared and routed experts, respectively ($n = n_s + n_r$ as the total number of experts), and a positive integer $k_r \leq n_r$ denoting the number of activated routed experts, the DeepseekMoE layer is defined as a function $\mathcal{M}: \mathbb{R}^d \rightarrow \mathbb{R}^d$ such that

$$\mathcal{M}(x; \{\theta_i^{(s)}\}_{i=1}^{n_s}, \{W_i, b_i, \theta_i\}_{i=1}^{n_r}) = \sum_{i=1}^{n_s} \mathcal{E}_i^{(s)}(x; \theta_i^{(s)}) + \sum_{i=1}^{n_r} g_i(x) \mathcal{E}(x; \theta_i^{(r)}), \quad (139)$$

where:

- $\mathcal{E}_i^{(s)}(\cdot; \theta_i^{(s)}): \mathbb{R}^d \rightarrow \mathbb{R}^d$ are the shared experts, parameterized by $\theta_i^{(s)}$,
- $\mathcal{E}_i^{(r)}(\cdot; \theta_i^{(r)}): \mathbb{R}^d \rightarrow \mathbb{R}^d$ are the routed experts, parameterized by $\theta_i^{(r)}$,
- The gating values $g_i(x)$ are computed as follows:

$$\begin{aligned} \tilde{s}(x) &= \text{softmax}(s_1(x), \dots, s_{n_r}(x)) \in \mathbb{R}^{n_r}, \\ g_i(x) &= \begin{cases} \tilde{s}_i(x), & \text{if } i \in \text{Top-}k_r(\tilde{s}(x)) \\ 0, & \text{otherwise} \end{cases} \end{aligned}$$

This formulation allows the model to leverage a combination of always-active shared experts and input-dependent routed experts, enhancing efficiency and performance in large-scale neural networks.

E Impact of Feedforward Reinitialization on Pretrained Transformer Performance

We empirically investigate the sensitivity of pretrained Transformer models to targeted parameter reinitialization within their Feedforward Network (FFN) modules. The FFN, a critical component for

non-linear transformations and feature representation within each Transformer block, was selectively reinitialized layer by layer to assess its functional contribution and the robustness of the overall model architecture. This analysis aims to identify the extent to which performance is dependent on the learned parameters of individual FFNs and to potentially highlight layers that are more critical to maintaining task proficiency. To this end, experiments were conducted on two representative model-task pairs:

1. Image Classification using a Vision Transformer (ViT-Base, patch size 16, image resolution 224) pretrained on ImageNet.
2. Language Modeling using a GPT-2 model (12-layer, hidden size 768) pretrained on Wiki-Text103.

For each model, the parameters of the FFN subcomponent within a single Transformer block were reinitialized using a standard initialization scheme (e.g., variance scaling), while all other model parameters, including attention weights and the FFNs in other layers, were kept frozen from the pretrained state. Following reinitialization, the models were evaluated on their respective tasks without any subsequent fine-tuning. This approach isolates the immediate effect of disrupting a single FFN on pretrained performance.

Figures 3 and 4 illustrate the performance degradation observed when reinitializing the FFN at different layers for the ViT and GPT-2 models, respectively. A striking observation is the significantly larger performance drop (increase in loss, decrease in accuracy) when reinitializing the FFN in the first layer (Layer 0) compared to any subsequent layer. While reinitializing FFNs in layers beyond the first does result in performance degradation, this impact is markedly less severe than at Layer 0. The results further reveal a non-uniform sensitivity profile among these subsequent layers, with FFN reinitialization in middle layers tending to induce a more pronounced performance decrement than in later layers. This pattern suggests a unique functional importance or sensitivity associated with the initial layer’s FFN, while the network’s architecture, particularly the presence of skip connections, appears to enable a greater degree of resilience to disruption in FFNs at deeper layers.

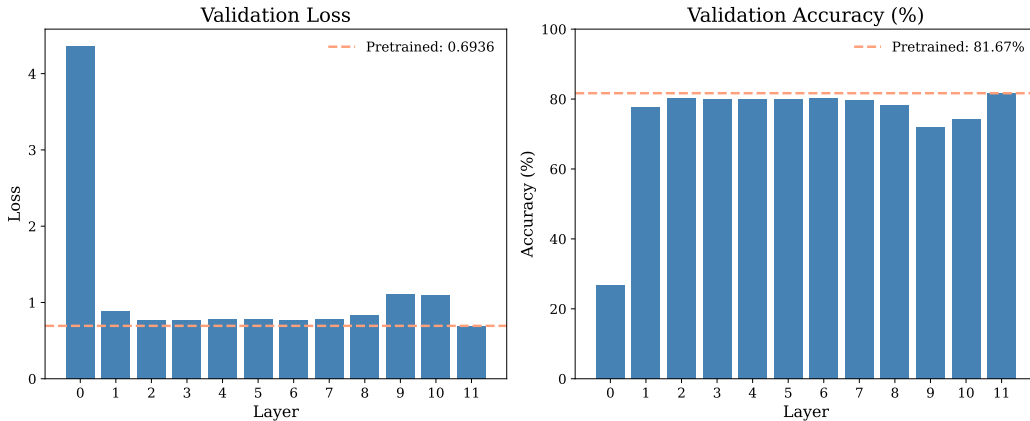


Figure 3: Performance degradation in ViT-Base on ImageNet due to FFN reinitialization at different layers.

A key observation from these experiments, particularly for deeper and more complex models with skip connections, is that reinitializing a single FFN (except potentially the very first one) often does not lead to a catastrophic performance collapse. This phenomenon can be partially attributed to the presence of skip connections, which facilitate the unimpeded flow of information across layers, allowing features learned by other parts of the network to bypass the disrupted FFN. Furthermore, standard weight initialization schemes typically employ relatively small scales centered around zero, meaning the reinitialized FFN parameters introduce a perturbation that is initially small and balanced compared to the potentially large and specialized weights learned during pretraining. This combination of architectural properties (skip connections) and initialization characteristics helps the model maintain functionality, suggesting that the reinitialized state may remain within or close to the original optimization basin found during pretraining. Previous work [53] has highlighted how skip

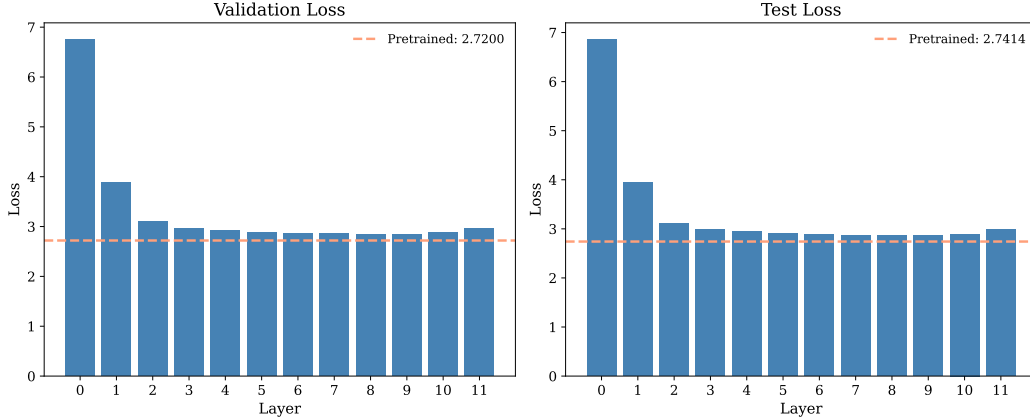


Figure 4: Effect of FFN reinitialization on GPT-2 perplexity across layers on WikiText103.

connections contribute to flatter minima and improve training stability in deep networks, which aligns with the observation that reinitialization causes less disruption than might intuitively be expected.

To further investigate the generality of this observation, we also conducted FFN reinitialization experiments on tasks commonly used for evaluating model robustness and optimization landscape properties, including text classification tasks (IMDB Review [57], AGNEWS [92], DBPedia [8]) and additional language modeling tasks (EnWik8 [38], Penn Treebank (Word Level) [58]). Table 4 presents a summary of the performance changes on these datasets after reinitializing an arbitrary single FFN layer compared to the original pretrained performance, and also shows performance after subsequent fine-tuning.

Table 4: Effect of single FFN reinitialization on various tasks. "Pretrained" indicates performance of the original model. "Reinitialize" shows performance after reinitializing a single FFN layer. "Finetune" shows performance after fine-tuning the reinitialized model. "Naive Loss Barrier" refers to the loss barrier observed between two fine-tuned models initialized with different random seeds and trained with different batch orders.

Dataset	Pretrained Loss	Pretrained Accuracy	Reinitialize Loss	Reinitialize Accuracy	Finetune Loss	Finetune Accuracy	Naive Loss Barrier
IMDB Review	0.3724	87.50	0.6452	68.75	0.4284	87.50	0.0019
AGNEWS	0.2849	90.50	0.6006	76.64	0.2986	90.73	0.0007
DBPedia	0.1896	93.75	0.3017	87.50	0.2036	94.47	0.0003
EnWik8	0.9684	-	1.3053	-	0.9506	-	0.0082
Penn Treebank	4.5246	-	6.9699	-	4.4639	-	0.0454

As shown in Table 4, while reinitializing a single FFN does lead to performance degradation on these tasks (e.g., loss increases by approximately 0.1 to 0.3), the magnitude of this change is relatively modest compared to the significant loss increases observed in experiments involving more widespread reinitialization or on larger tasks like GPT-2 on WikiText103 or ViT on ImageNet (where full model reinitialization can increase loss by several units). The relatively small performance drop suggests that for these specific datasets and this focused reinitialization strategy, the model’s state remains close to its original pretrained optimum. Consequently, metrics used to assess mode connectivity between the original and reinitialized states, such as the Naive Loss Barrier (shown in Table 4), yield very low values. This indicates that a simple linear path in parameter space between the original and reinitialized single-FFN models exhibits low loss values. However, due to the minor performance impact of the reinitialization itself, this low barrier value may primarily reflect the fact that the reinitialized state is already highly functional and located within the same or a very accessible optimization basin, rather than necessarily implying a broadly flat landscape between drastically different high-performing modes. Therefore, while consistent with observations of flat minima facilitated by skip connections [53], these specific reinitialization experiments on these datasets may not provide deep insights into complex mode connectivity far from the original optimum.

In summary, these findings highlight the heterogeneous functional roles of FFNs across different layers in Transformer models and demonstrate varying degrees of sensitivity to parameter reinitialization. The relative robustness observed for many layers, especially in deep models, is consistent with the structural benefits of skip connections and the properties of standard initialization. This layer-wise sensitivity analysis contributes to a better understanding of Transformer architecture and has potential implications for model compression techniques (e.g., identifying less critical FFNs), efficient fine-tuning strategies, and the design of conditional computation mechanisms like Mixture-of-Experts (MoE) routing.

F Experimental Details and Hyperparameters

We conduct a comprehensive evaluation of Linear Mode Connectivity (LMC) across a broad suite of vision and language modeling benchmarks. For vision tasks, our study includes MNIST, CIFAR-10, CIFAR-100, ImageNet-1k, as well as transfer learning scenarios from ImageNet-21k to CIFAR-10 and CIFAR-100. For language modeling, we utilize WikiText103 and the One Billion Word dataset. All experiments are performed using pretrained Transformer-based architectures, wherein all original model parameters are frozen and only the inserted Mixture-of-Experts (MoE) layers are subject to fine-tuning.

For vision tasks, we adopt Vision Transformer (ViT) backbones, while GPT-2 serves as the backbone for language modeling. Model configurations—including architecture depth, width, and tokenization context—are adjusted per dataset to reflect task-specific complexity and scale. Each expert module is architecturally aligned with the original feedforward network (MLP) layers of the pretrained model. To promote stable convergence, learning rates are independently tuned for each setting within the range of 10^{-4} to 10^{-1} .

MNIST We utilize the original MNIST grayscale images, each resized into a grid of non-overlapping patches with a patch size of 7. A lightweight Vision Transformer (ViT) model is employed, configured with an embedding dimension of 32 and a depth of 1 to 2 Transformer layers, depending on the specific setup. Each self-attention layer uses 4 attention heads to process the patch embeddings. Dropout is applied at a rate of 0.0 and the activation function throughout the network is `gelu`. The model is optimized using stochastic gradient descent (SGD) during both the pretraining and fine-tuning stages.

CIFAR-10. We utilize the original CIFAR-10 images, each divided into non-overlapping patches with a patch size of 4. A Vision Transformer (ViT) model is employed, configured with an embedding dimension of 128, 8 self-attention heads, and a depth ranging from 2 to 6 Transformer layers. Dropout is applied at a rate of 0.0, and the activation function throughout the network is `gelu`. The model is optimized using the Adam optimizer during pretraining and stochastic gradient descent (SGD) during fine-tuning.

CIFAR-100. We resize CIFAR-100 images to 224×224 and divide them into non-overlapping patches with a patch size of 16. A Vision Transformer (ViT) model is employed, configured with an embedding dimension of 384, 6 self-attention heads, and a depth ranging from 6 to 12 Transformer layers. Dropout is applied at a rate of 0.0, and the activation function throughout the network is `gelu`. The model is optimized using the Adam optimizer during pretraining and stochastic gradient descent (SGD) during fine-tuning.

Imagenet21k→CIFAR10. We adopt the ViT-Small-Patch16-224 model [75], pretrained on ImageNet-21k and subsequently fine-tuned on CIFAR-10. The model consists of 12 layers, a hidden size of 384, an MLP size of 1536, and 6 attention heads, resulting in approximately 22.2M parameters. It employs a patch size and stride of 16. Dropout is disabled (set to 0.0), and the activation function is `gelu`. Stochastic Gradient Descent (SGD) is employed during fine-tuning.

Imagenet21k→CIFAR100. We adopt the ViT-Small-Patch16-224 model [75], pretrained on ImageNet-21k and subsequently fine-tuned on CIFAR-100. The model consists of 12 layers, a hidden size of 384, an MLP size of 1536, and 6 attention heads, resulting in approximately 22.2M parameters. It employs a patch size and stride of 16. The attention probability dropout and hidden layer dropout are set to 0.0, and the activation function is `gelu`. The SGD optimizer is employed during fine-tuning.

ImageNet-1k. We use the ViT-Base-Patch16-224 model [20], consisting of 12 Transformer layers, each with a hidden size of 768, an MLP hidden dimension of 3072, and 12 self-attention heads. The total parameter count is approximately 86M. The encoder employs a patch size and stride of 16, and the `gelu` activation function is applied throughout. Both the attention dropout and hidden dropout rates are set to 0.0. The model is pretrained for 300 epochs with a linear warm-up of 10,000 steps, followed by cosine decay scheduling. Fine-tuning is performed for 30 epochs without warm-up. Optimization is carried out using the Adam optimizer during both pretraining and MoE-layer fine-tuning stages with identical hyperparameter settings.

WikiText103. We adopt a GPT-2 model architecture consisting of 12 layers with 12 attention heads and an embedding dimension of 768. The context length and maximum position embeddings are set to 1024. The dropout rate is set to 0.1, and the activation function is `gelu`. The vocabulary size is 50,257. The model uses the standard GPT-2 initialization and layer normalization settings. The Adam optimizer is employed during both pretraining and fine-tuning.

One Billion Word. Similar to WikiText103, the GPT-2 model comprises 12 transformer layers, 12 attention heads, and an embedding dimension of 768, but with a reduced context and positional length of 256. The dropout rate and activation function remain identical to those in the WikiText103 setup. The vocabulary size is expanded to 793470 to capture the dataset’s linguistic diversity. The model is first pretrained for 500000 steps using the Adam optimizer, followed by a fine-tuning phase of 100000 steps with a 2000-step linear warm-up schedule. Both stages share the same optimization hyperparameters unless otherwise noted.

All experiments are executed on a single NVIDIA H100 GPU with 80GB of memory, except for the One Billion Word task, which utilizes two H100 GPUs. Due to the use of the JAX framework, approximately 75% of GPU memory (around 60GB) is pre-allocated by default. The number of CPU workers used in data loading and preprocessing is kept less than or equal to 10 across all experiments. For smaller-scale tasks such as MNIST, CIFAR-10, CIFAR-100, and transfer learning from ImageNet-21k, each experiment completes in under 30 minutes. For larger-scale tasks, the fine-tuning durations are approximately 15 hours for ImageNet-1k, 3.5 hours for WikiText103, and 4 hours for One Billion Word.

G Experimental Results

G.1 Verification of Linear Mode Connectivity across diverse configurations

To rigorously evaluate the robustness and generality of Linear Mode Connectivity (LMC) in expert-based Transformer architectures, we conducted systematic experiments across a wide range of Mixture-of-Experts (MoE) configurations. Our study includes three representative variants—vanilla MoE, SMoE, and DeepSeekMoE—which differ in both architectural structure and expert routing mechanisms. In all cases, we substituted the feed-forward network (FFN) of the *first* Transformer layer with an MoE module, while leaving the rest of the model architecture unchanged. All models were fine-tuned from identical random initializations to ensure consistency in comparison.

Table 5 summarizes the experimental conditions, covering diverse model depths (2, 6, 12 layers), task domains (including vision benchmarks such as MNIST, CIFAR-10, ImageNet21k→CIFAR-100, and language modeling with WikiText103), and expert configurations. SMoE employs a sparsity level of $k = 2$ active experts per token, whereas DeepSeekMoE further incorporates a shared expert ($s = 1$) to encourage parameter reuse and stability. Across nearly all configurations, LMC consistently emerges: linear interpolation between independently fine-tuned models (initialized identically) yields smooth loss trajectories, with no significant barriers. This suggests that expert-based models, even with dynamic routing and varying capacities, tend to converge to connected optima under matched training setups. The corresponding loss curves, linked in Table 5, reinforce this observation.

These results provide strong empirical evidence that LMC is a robust and general phenomenon in expert architectures, supporting the hypothesis that expert specialization and routing do not disrupt the connected geometry of the optimization landscape when alignment in initialization and architecture is preserved.

Table 5: Experimental configurations for LMC analysis across MoE, SMoE, and DeepSeekMoE variants, evaluated on multiple datasets and settings. Datasets of the form $A \rightarrow B$ denote pretraining on A and finetuning on B . SMoE uses $k = 2$ active experts, while DeepSeekMoE uses $k = 2$ with an additional shared expert ($s = 1$). In all cases, the MLP in the *first* Transformer layer is replaced with an MoE module.

Method	Dataset	No. layers	No. experts	Figure
MoE	MNIST	1	[2, 4]	[5, 6]
		2	[2, 4]	[7, 8]
	CIFAR-10	2	[2, 4, 6]	[9, 10, 11]
		6	[2, 4, 6]	[12, 13, 14]
	CIFAR-100	6	[2, 4, 6]	[15, 16, 17]
	ImageNet-21k→CIFAR-10	12	[2, 4, 6]	[18, 19, 20]
	ImageNet-21k→CIFAR-100	12	[2, 4, 6]	[21, 22, 23]
	ImageNet-1k	12	[2, 4, 6, 8]	[24, 25, 26, 27]
	WikiText103	12	[2, 4, 6, 8]	[28, 29, 30, 31]
	One Billion Word	12	[2, 4, 6, 8]	[32, 33, 34, 35]
SMoE ($k = 2$)	MNIST	1	[4]	[36]
		2	[4]	[37]
	CIFAR-10	2	[4, 8]	[38, 39]
		6	[4, 8]	[40, 41]
	CIFAR-100	6	[4, 8]	[42, 43]
	ImageNet-21k→CIFAR-10	12	[4, 8]	[44, 45]
	ImageNet-21k→CIFAR-100	12	[4, 8]	[46, 47]
	ImageNet-1k	12	[4, 8, 16]	[48, 49, 50]
	WikiText103	12	[4, 8, 16]	[51, 52, 53]
	One Billion Word	12	[4, 8, 16]	[54, 55, 56]
DeepSeekMoE ($k = 2, s = 1$)	MNIST	1	[4]	[57]
		2	[4]	[58]
	CIFAR-10	2	[4, 8]	[59, 60]
		6	[4, 8]	[61, 62]
	CIFAR-100	6	[4, 8]	[63, 64]
	ImageNet-21k→CIFAR-10	12	[4, 8]	[65, 66]
	ImageNet-21k→CIFAR-100	12	[4, 8]	[67, 68]
	ImageNet-1k	12	[4, 8, 16]	[69, 70, 71]
	WikiText103	12	[4, 8, 16]	[72, 73, 74]
	One Billion Word	12	[4, 8, 16]	[75, 76, 77]

G.1.1 Dense Mixture-of-Experts

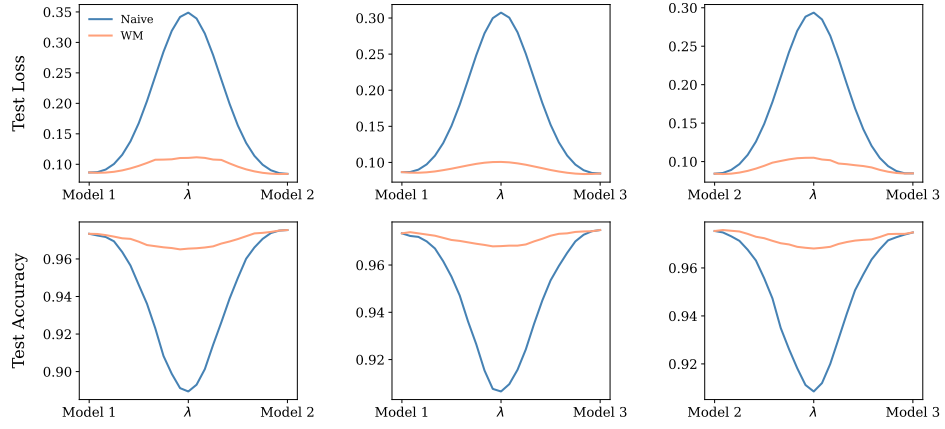


Figure 5: Linear Mode Connectivity for ViT-MoE on MNIST with 1 layer and 2 experts

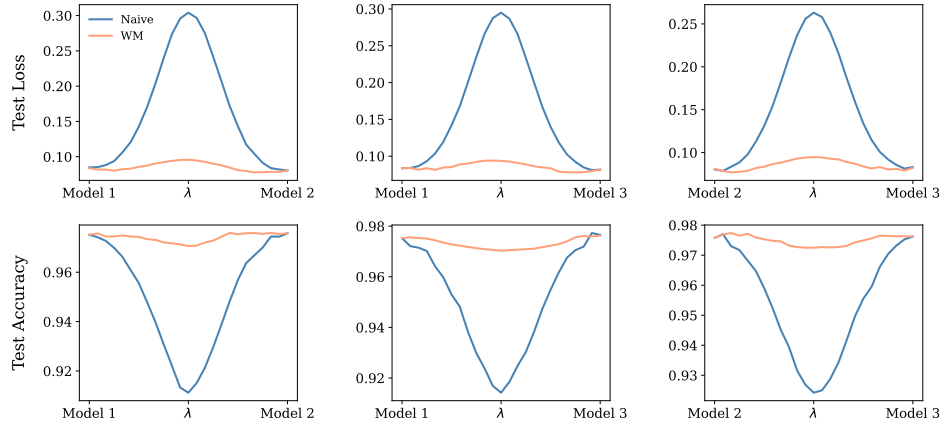


Figure 6: Linear Mode Connectivity for ViT-MoE on MNIST with 1 layer and 4 experts

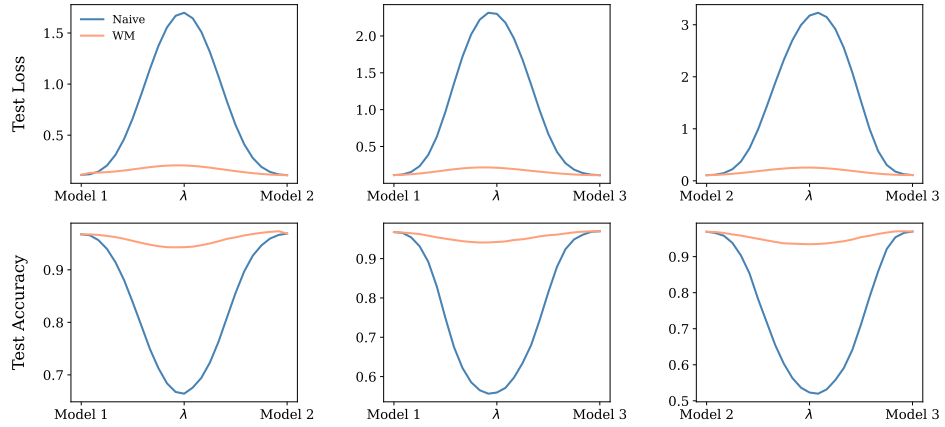


Figure 7: Linear Mode Connectivity for ViT-MoE on MNIST with 2 layers and 2 experts

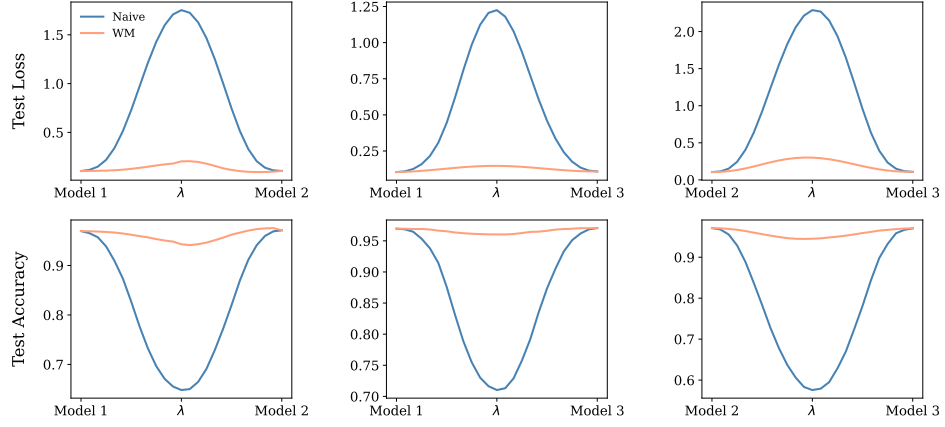


Figure 8: Linear Mode Connectivity for ViT-MoE on MNIST with 2 layers and 4 experts

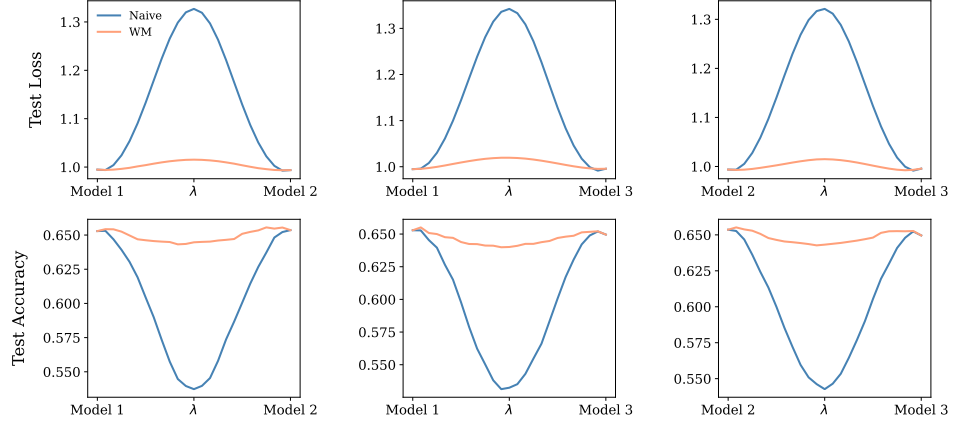


Figure 9: Linear Mode Connectivity for ViT-MoE on CIFAR-10 with 2 layers and 2 experts

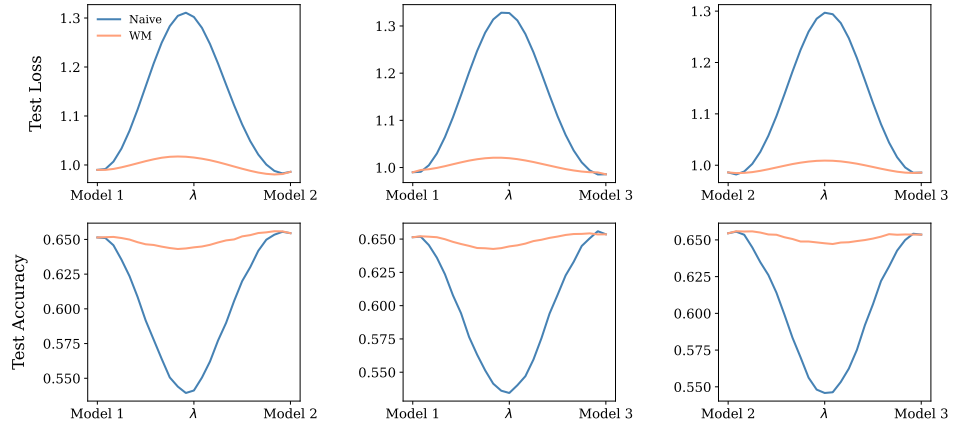


Figure 10: Linear Mode Connectivity for ViT-MoE on CIFAR-10 with 2 layers and 4 experts

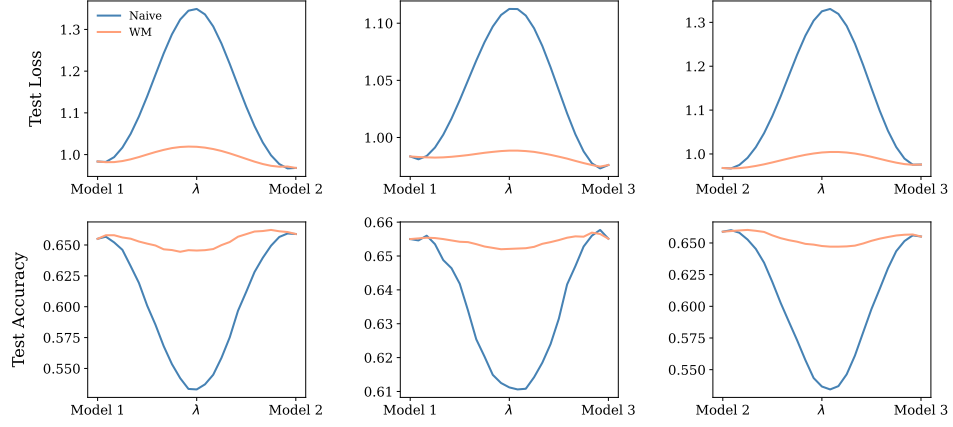


Figure 11: Linear Mode Connectivity for ViT-MoE on CIFAR-10 with 2 layers and 6 experts

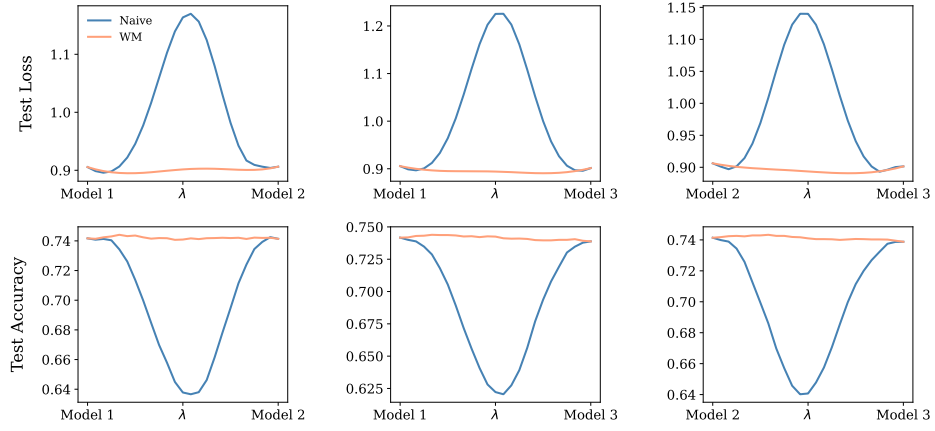


Figure 12: Linear Mode Connectivity for ViT-MoE on CIFAR-10 with 6 layers and 2 experts

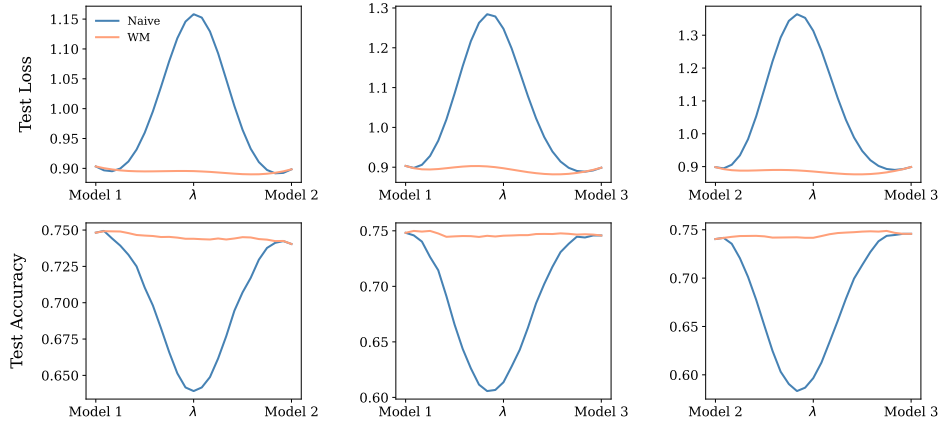


Figure 13: Linear Mode Connectivity for ViT-MoE on CIFAR-10 with 6 layers and 4 experts

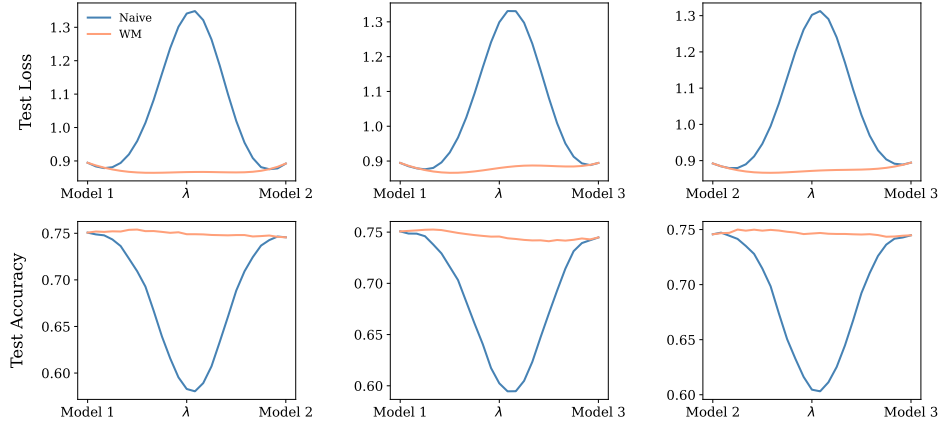


Figure 14: Linear Mode Connectivity for ViT-MoE on CIFAR-10 with 6 layers and 6 experts

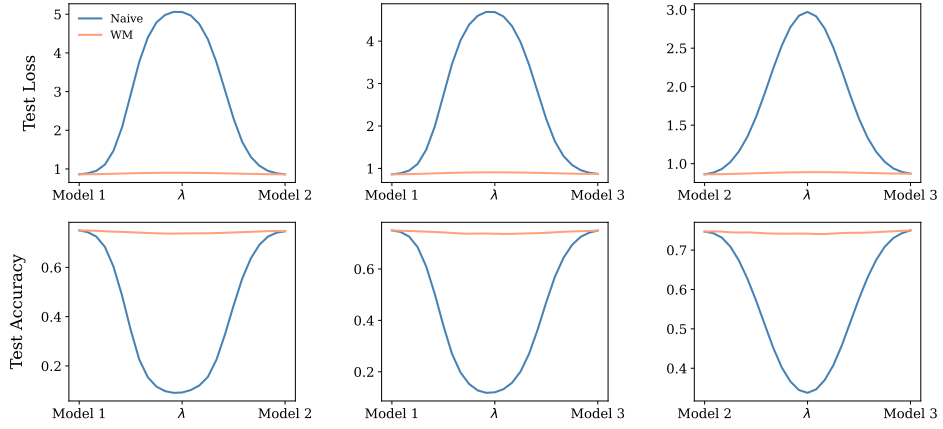


Figure 15: Linear Mode Connectivity for ViT-MoE on CIFAR-100 with 6 layers and 2 experts

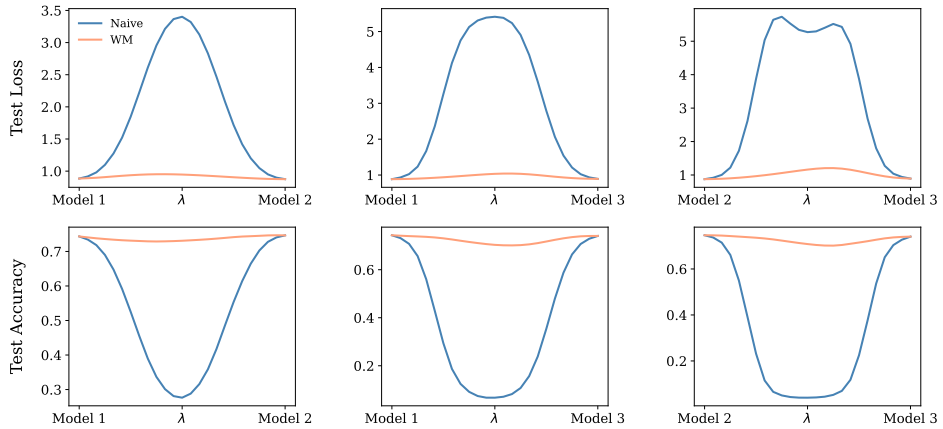


Figure 16: Linear Mode Connectivity for ViT-MoE on CIFAR-100 with 6 layers and 4 experts

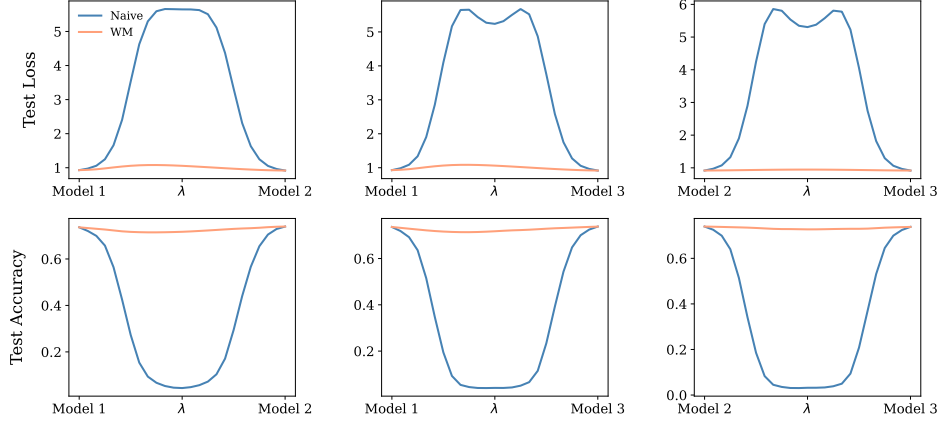


Figure 17: Linear Mode Connectivity for ViT-Moe on CIFAR-100 with 6 layers and 6 experts

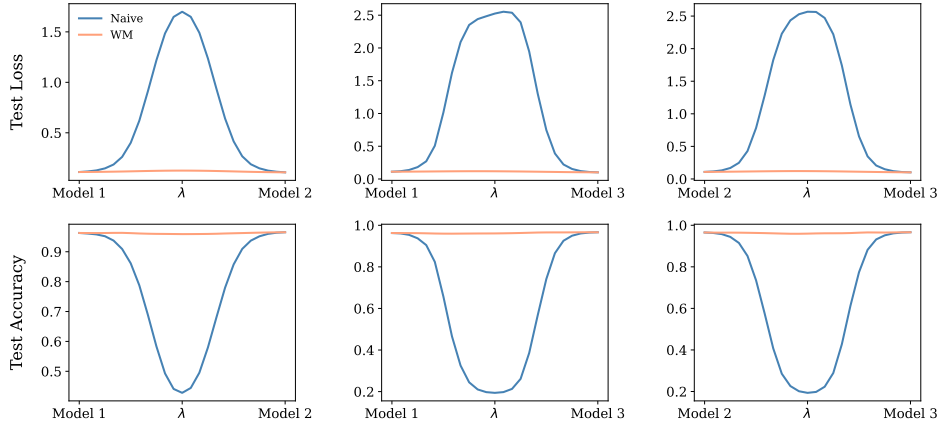


Figure 18: Linear Mode Connectivity for ViT-MoE on ImageNet-21k→CIFAR-10 with 12 layers and 2 experts

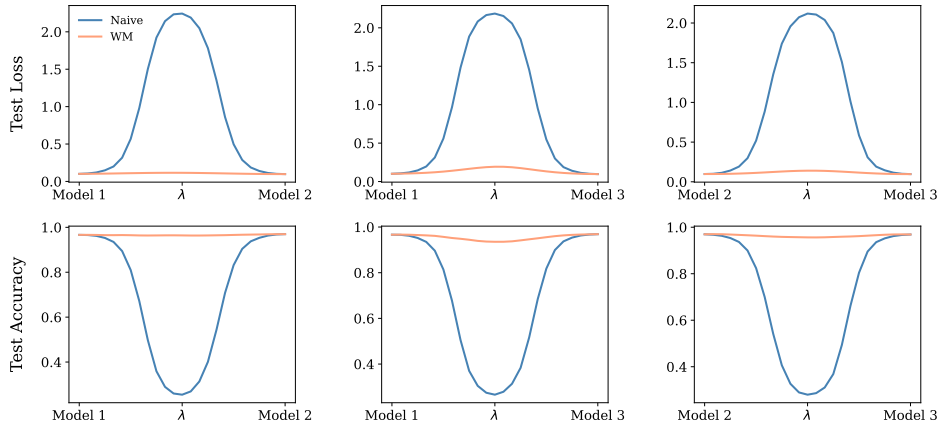


Figure 19: Linear Mode Connectivity for ViT-MoE on ImageNet-21k→CIFAR-10 with 12 layers and 4 experts

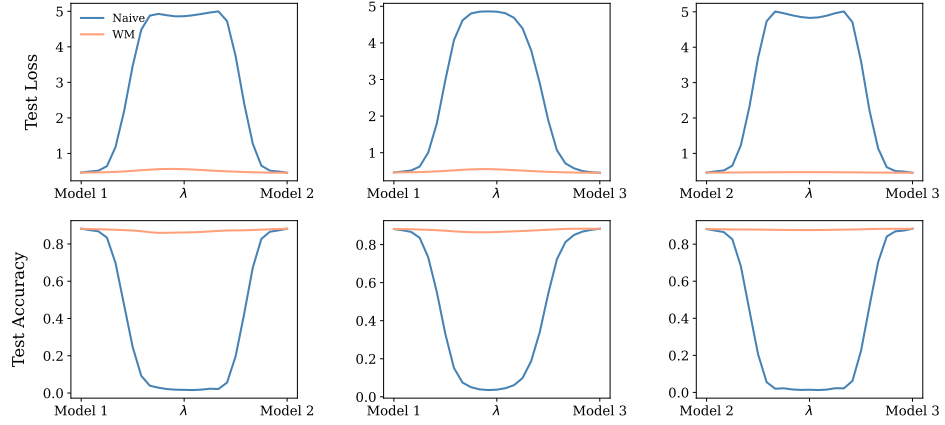


Figure 22: Linear Mode Connectivity for ViT-MoE on ImageNet-21k→CIFAR-100 with 12 layers and 4 experts

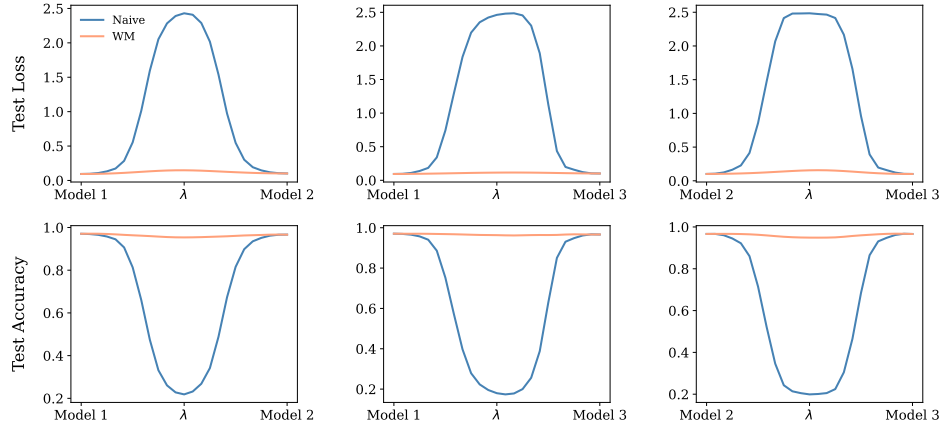


Figure 20: Linear Mode Connectivity for ViT-MoE on ImageNet-21k→CIFAR-100 with 12 layers and 6 experts

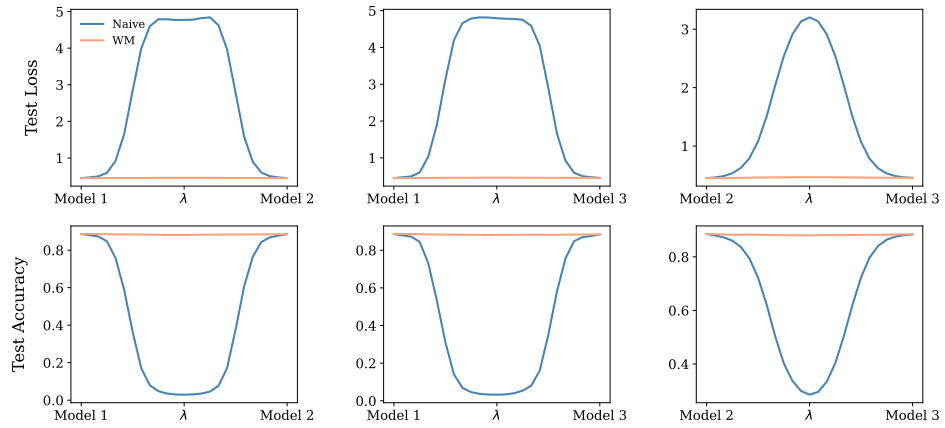


Figure 21: Linear Mode Connectivity for ViT-MoE on ImageNet-21k→CIFAR-100 with 12 layers and 2 experts

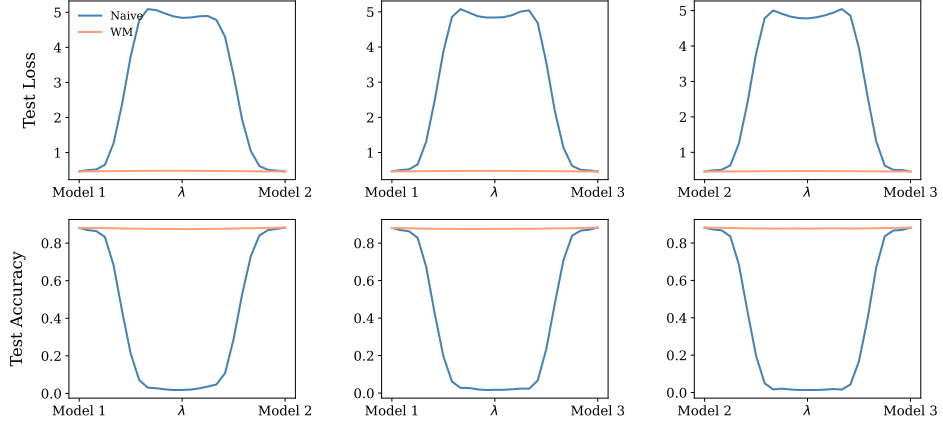


Figure 23: Linear Mode Connectivity for ViT-MoE with ImageNet-21k→CIFAR-100 with 12 layers and 6 experts

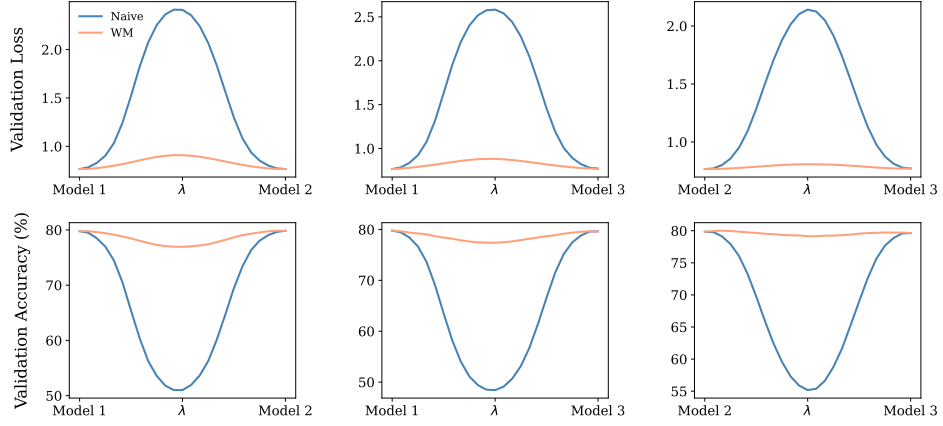


Figure 24: Linear Mode Connectivity for ViT-MoE on ImageNet-1k with 12 layers and 2 experts

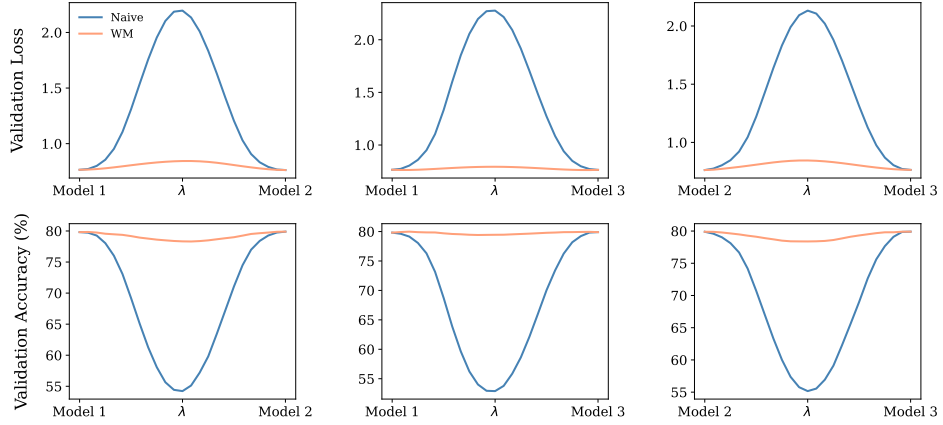


Figure 25: Linear Mode Connectivity for ViT-MoE on ImageNet-1k with 12 layers and 4 experts

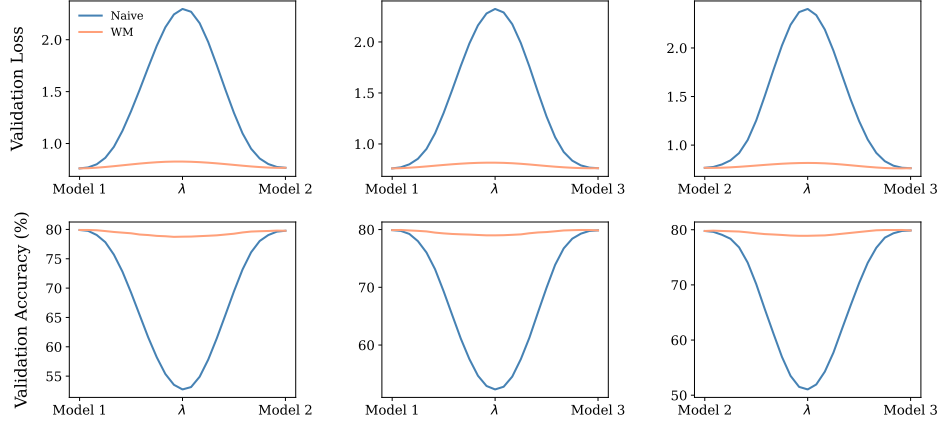


Figure 26: Linear Mode Connectivity for ViT-MoE on ImageNet-1k with 12 layers and 6 experts

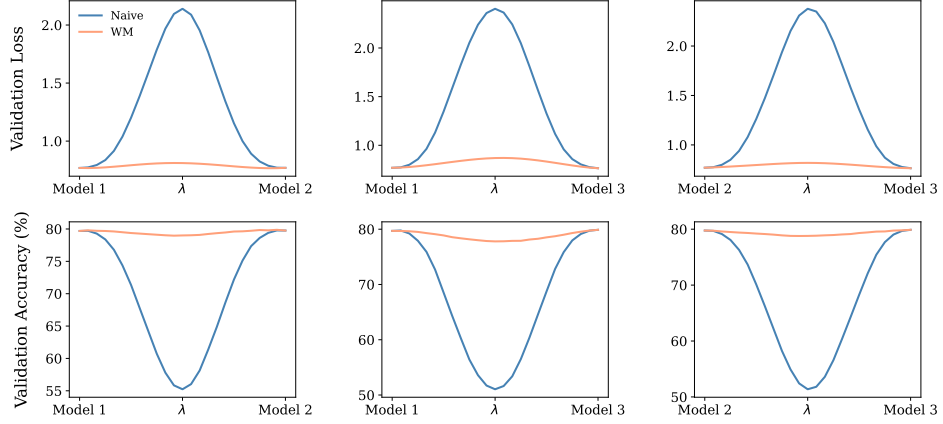


Figure 27: Linear Mode Connectivity for ViT-MoE on ImageNet-1k with 12 layers and 8 experts

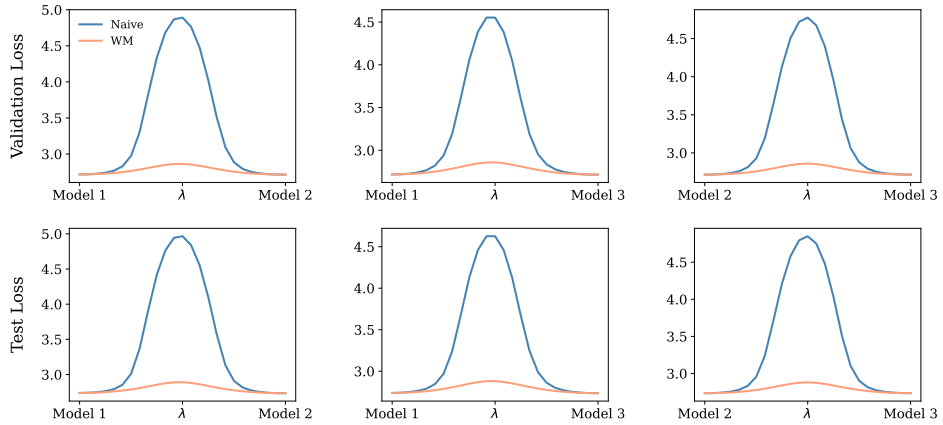


Figure 28: Linear Mode Connectivity for GPT2-MoE on Wikitext103 with 12 layers and 2 experts

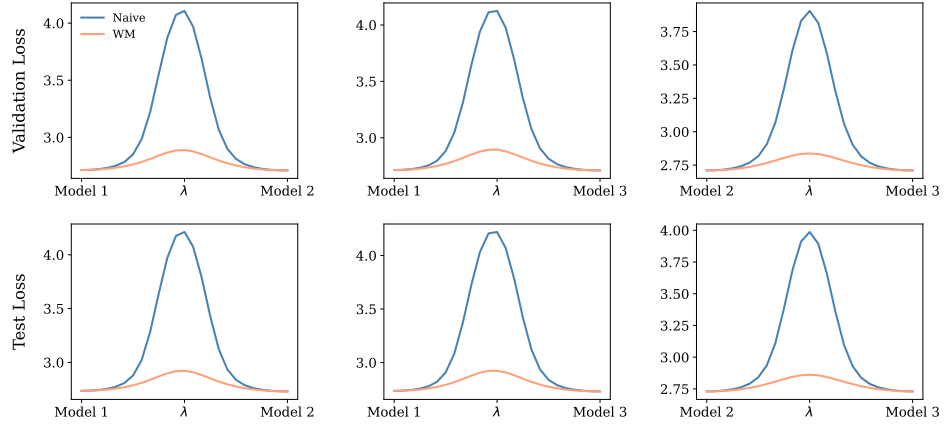


Figure 29: Linear Mode Connectivity for GPT2-MoE on Wikitext103 with 12 layers and 4 experts

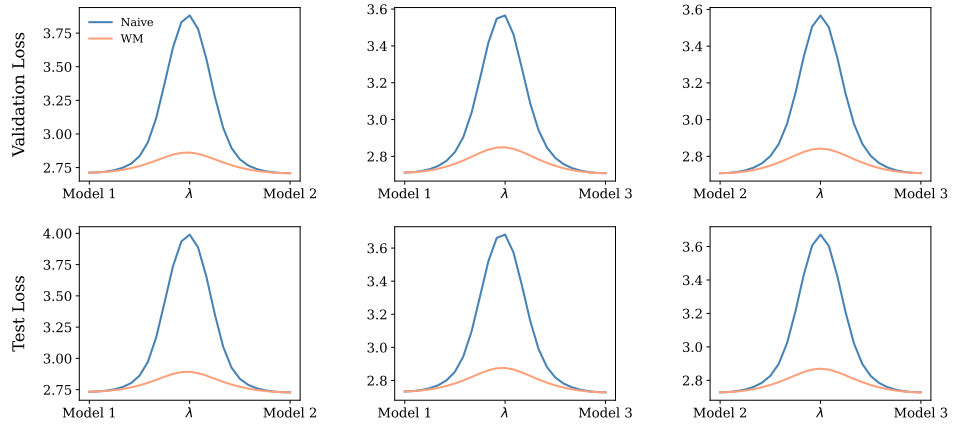


Figure 30: Linear Mode Connectivity for GPT2-MoE on Wikitext103 with 12 layers and 6 experts

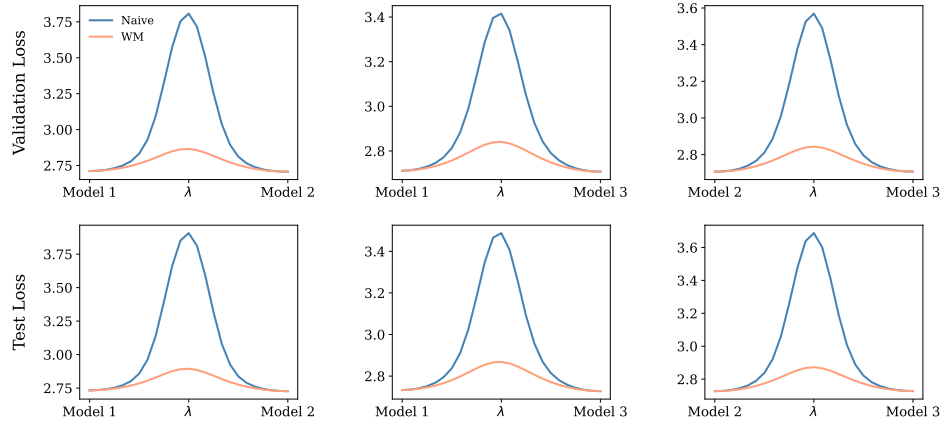


Figure 31: Linear Mode Connectivity for GPT2-MoE on Wikitext103 with 12 layers and 8 experts

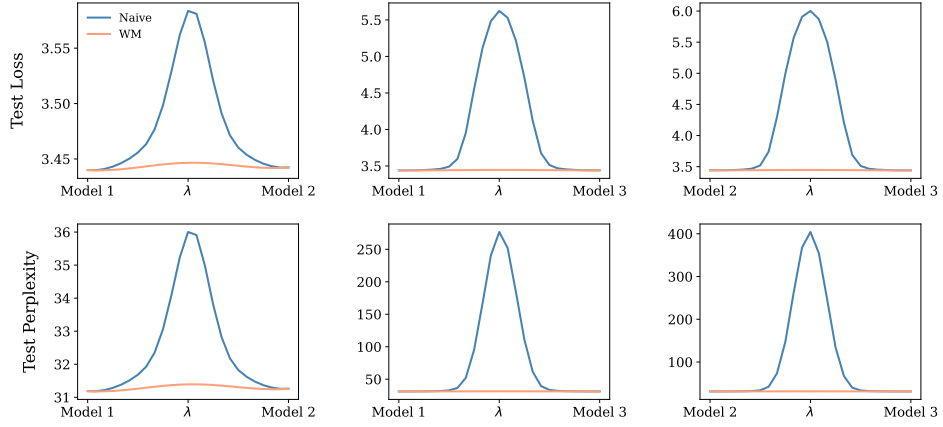


Figure 32: Linear Mode Connectivity for GPT2-MoE on One Billion Word with 12 layers and 2 experts

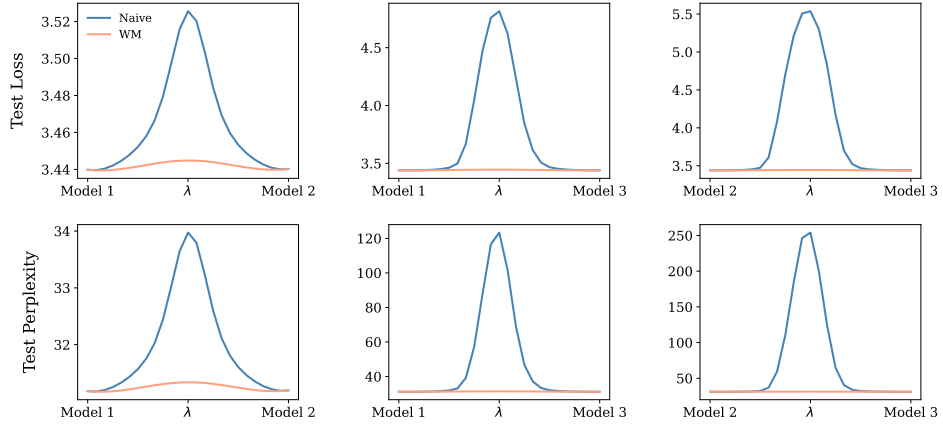


Figure 33: Linear Mode Connectivity for GPT2-MoE on One Billion Word with 12 layers and 4 experts

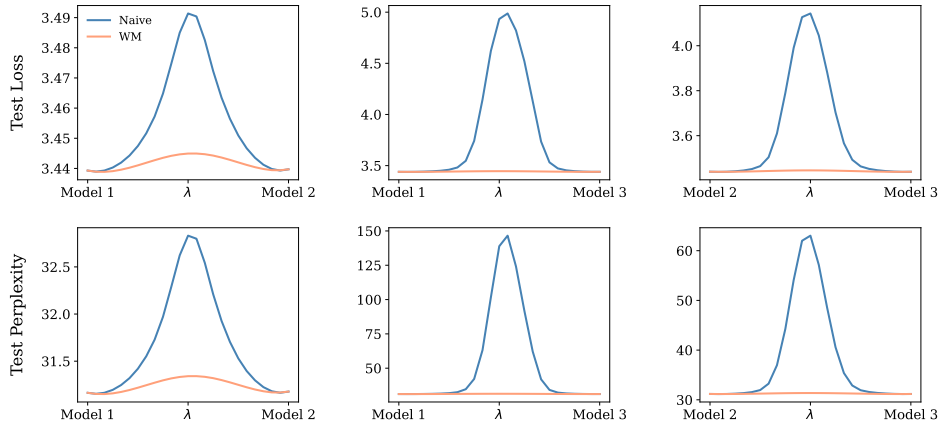


Figure 34: Linear Mode Connectivity for GPT2-MoE on One Billion Word with 12 layers and 6 experts

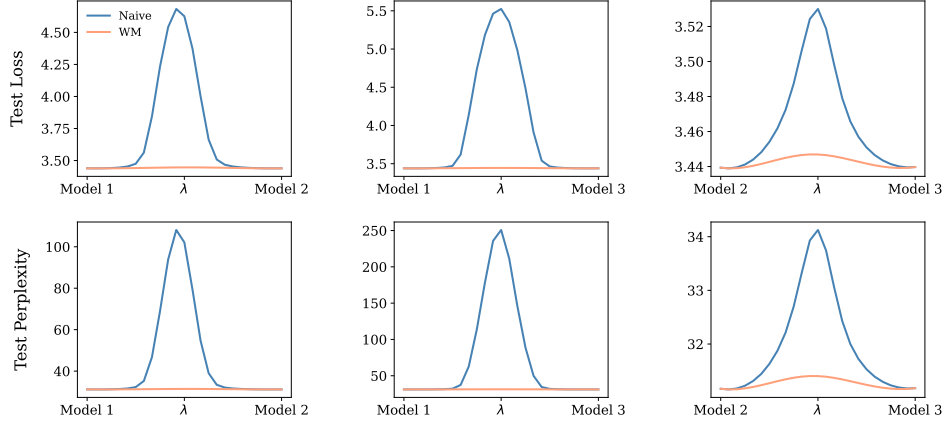


Figure 35: Linear Mode Connectivity for GPT2-MoE on One Billion Word with 12 layers and 8 experts

G.1.2 Sparse Mixture-of-Experts

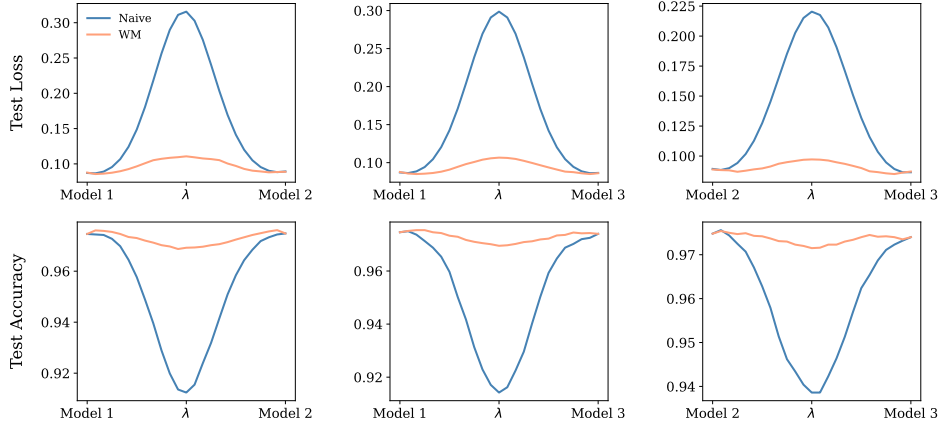


Figure 36: Linear Mode Connectivity for ViT-SMoE ($k = 2$) on MNIST with 1 layer and 4 experts

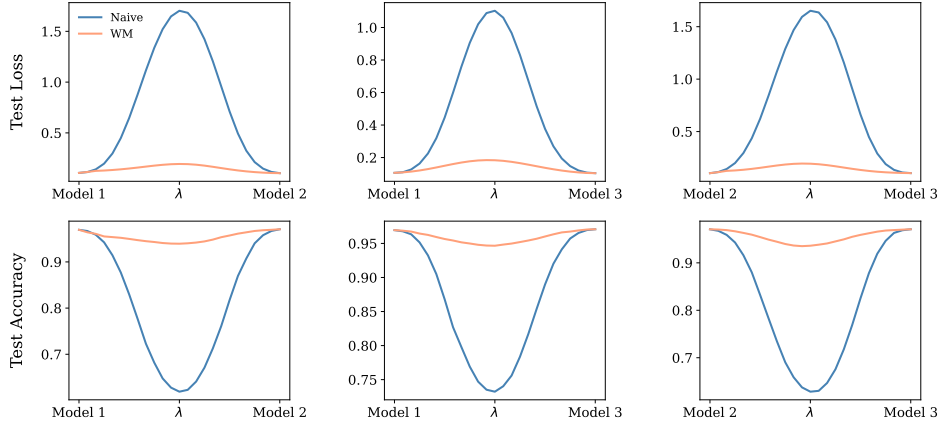


Figure 37: Linear Mode Connectivity for ViT-SMoE ($k = 2$) on MNIST with 2 layers and 4 experts

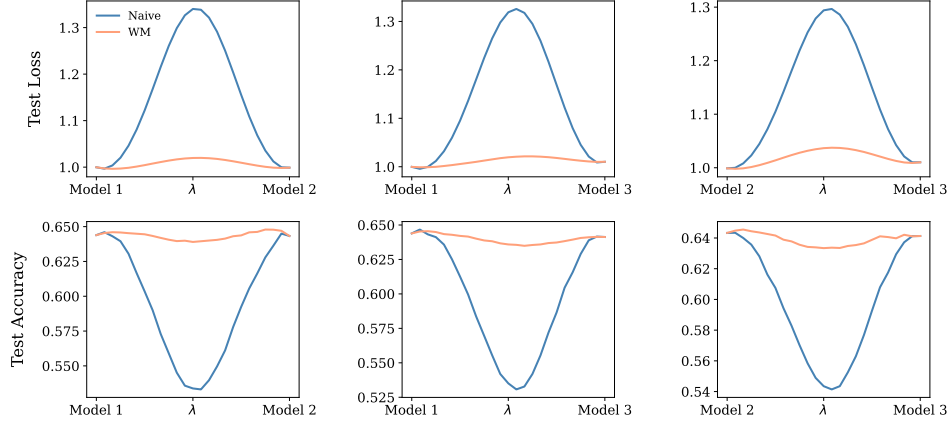


Figure 38: Linear Mode Connectivity for ViT-SMoE ($k = 2$) on CIFAR-10 with 2 layers and 4 experts

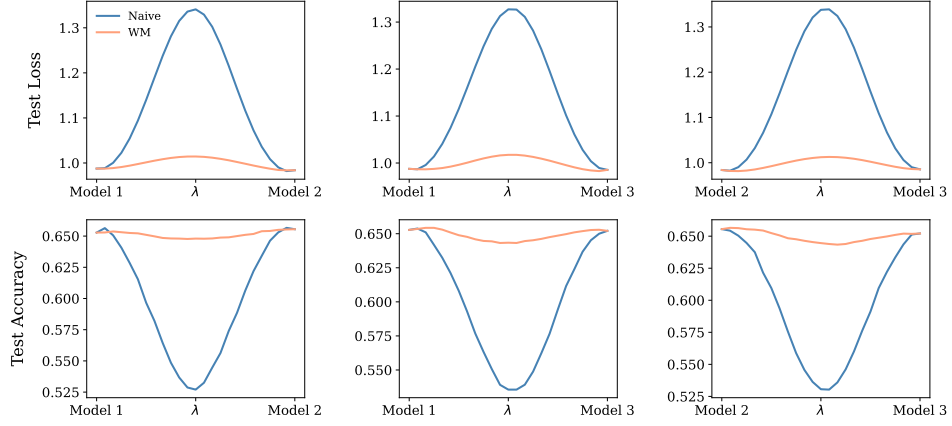


Figure 39: Linear Mode Connectivity for ViT-SMoE ($k = 2$) on CIFAR-10 with 2 layers and 8 experts

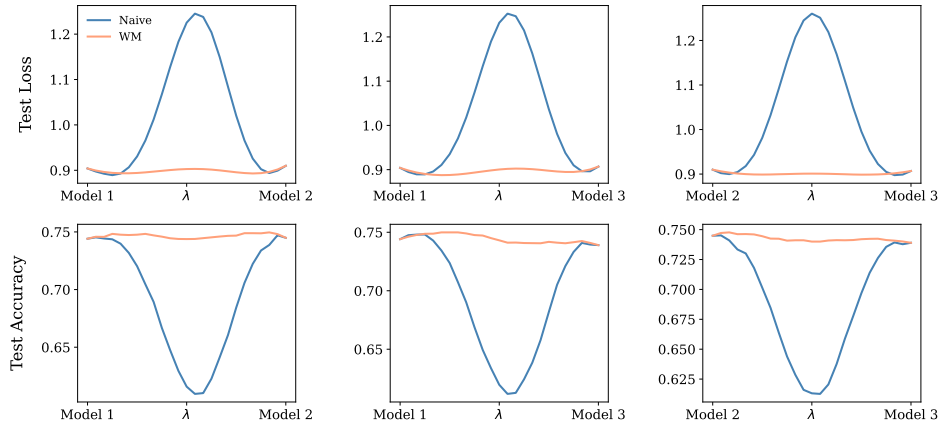


Figure 40: Linear Mode Connectivity for ViT-SMoE ($k = 2$) on CIFAR-10 with 6 layers and 4 experts

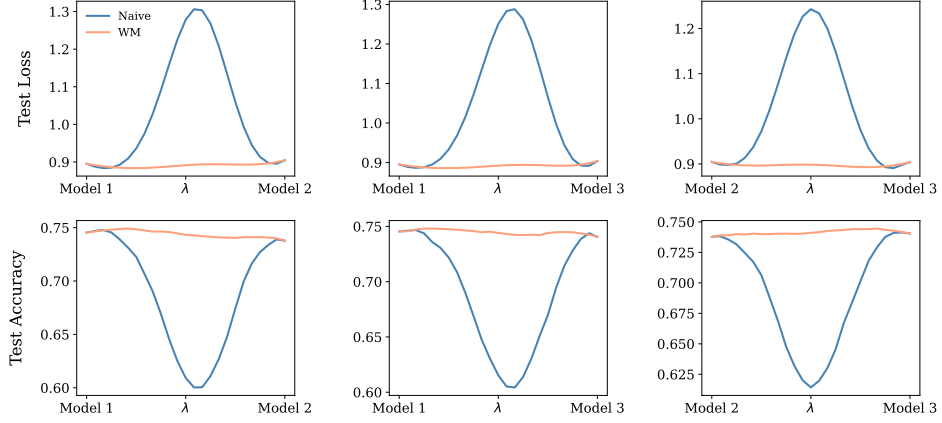


Figure 41: Linear Mode Connectivity for ViT-SMoE ($k = 2$) on CIFAR-10 with 6 layers and 8 experts

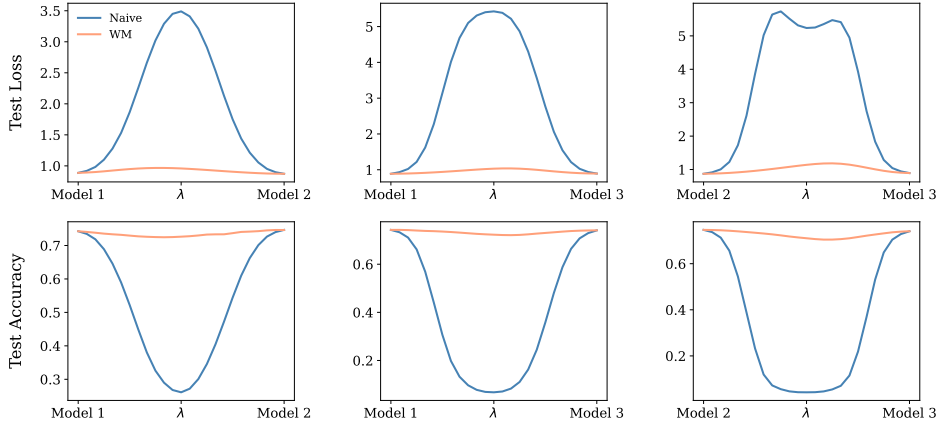


Figure 42: Linear Mode Connectivity for ViT-SMoE ($k = 2$) on CIFAR-100 with 6 layers and 4 experts

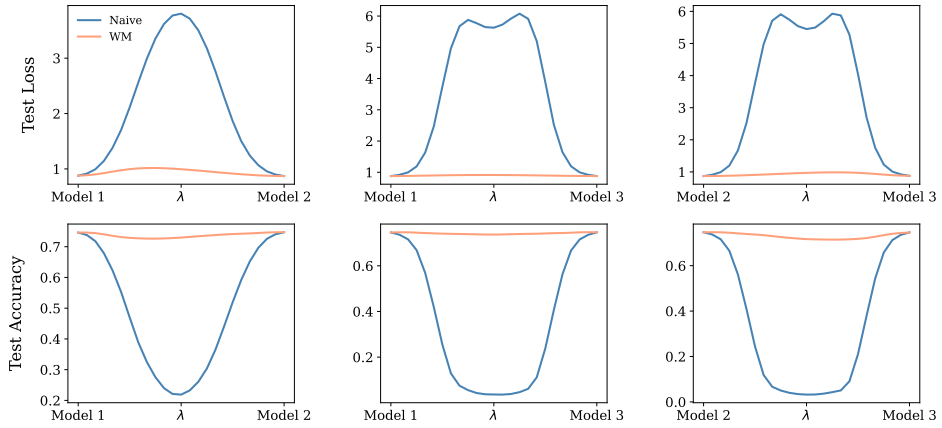


Figure 43: Linear Mode Connectivity for ViT-SMoE ($k = 2$) on CIFAR-100 with 6 layers and 8 experts

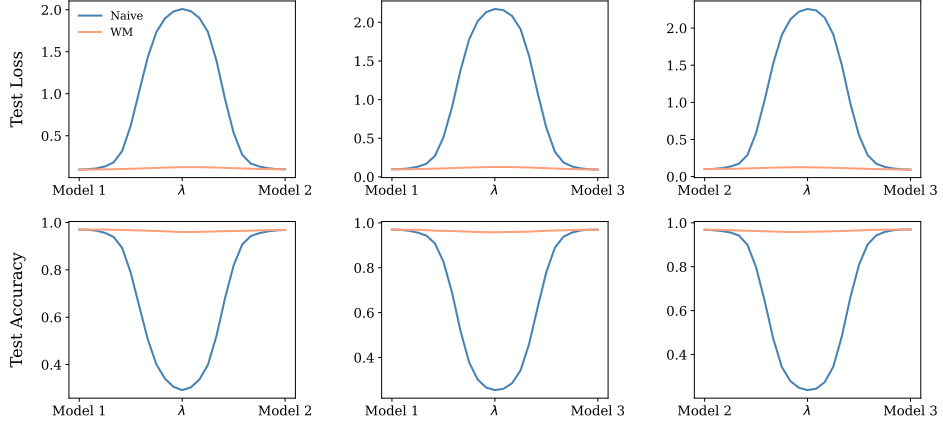


Figure 44: Linear Mode Connectivity for ViT-SMoE ($k = 2$) on ImageNet-21k→CIFAR-10 with 12 layers and 4 experts

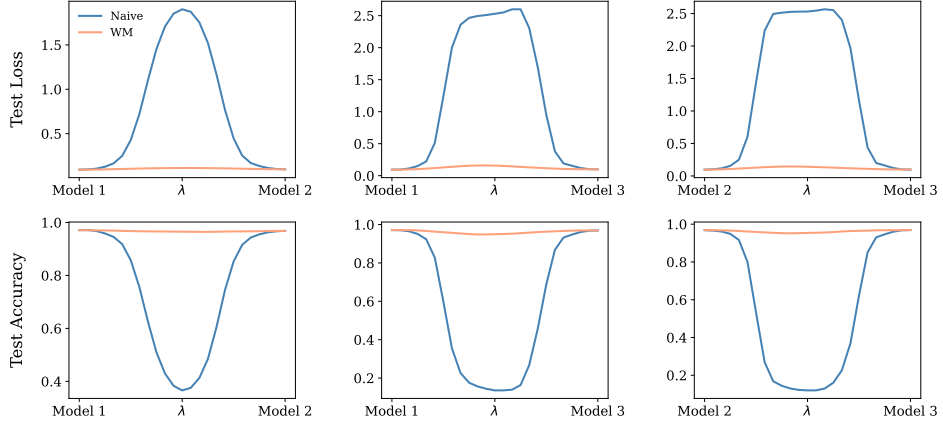


Figure 45: Linear Mode Connectivity for ViT-SMoE ($k = 2$) on ImageNet-21k→CIFAR-10 with 12 layers and 8 experts

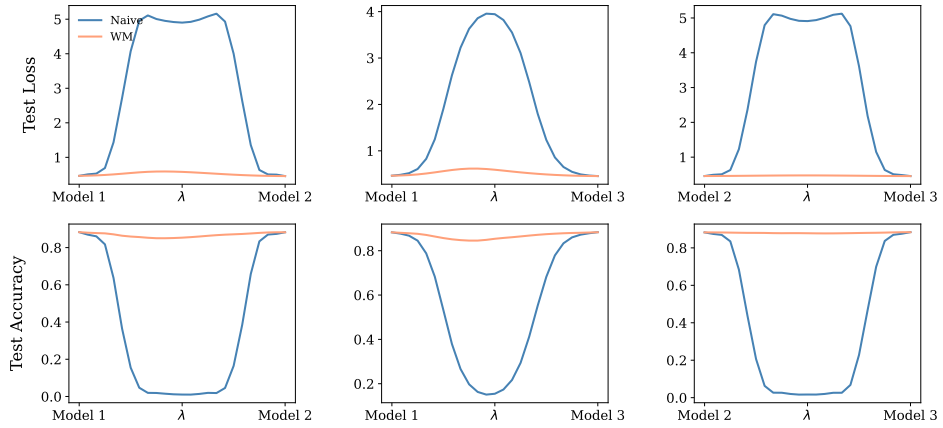


Figure 46: Linear Mode Connectivity for ViT-SMoE ($k = 2$) on ImageNet-21k→CIFAR-100 with 12 layers and 4 experts

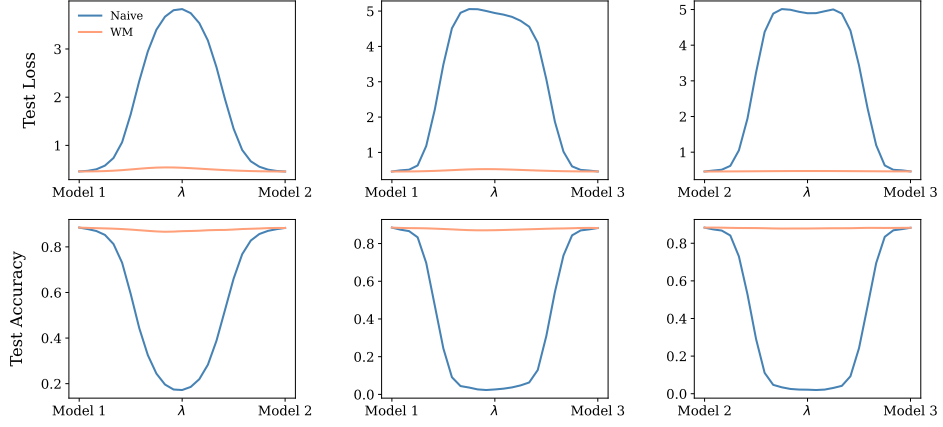


Figure 47: Linear Mode Connectivity for ViT-SMoE ($k = 2$) on ImageNet-21k→CIFAR-100 with 12 layers and 8 experts

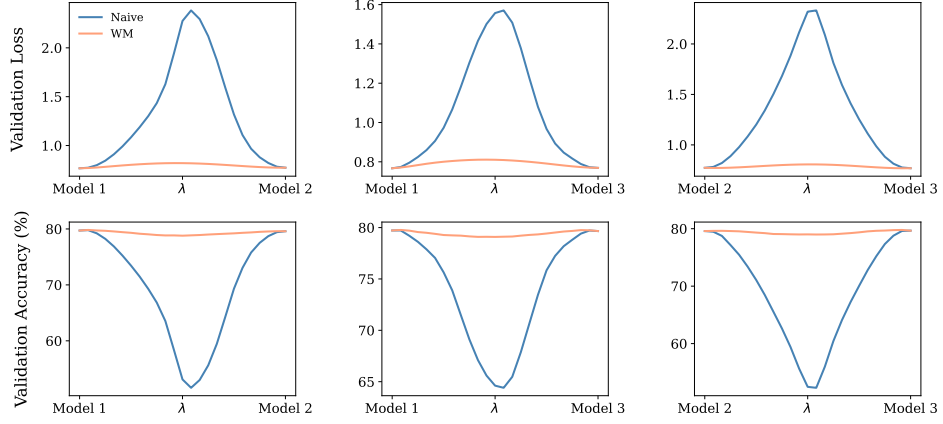


Figure 48: Linear Mode Connectivity for ViT-SMoE ($k = 2$) on ImageNet-1k with 12 layers and 4 experts

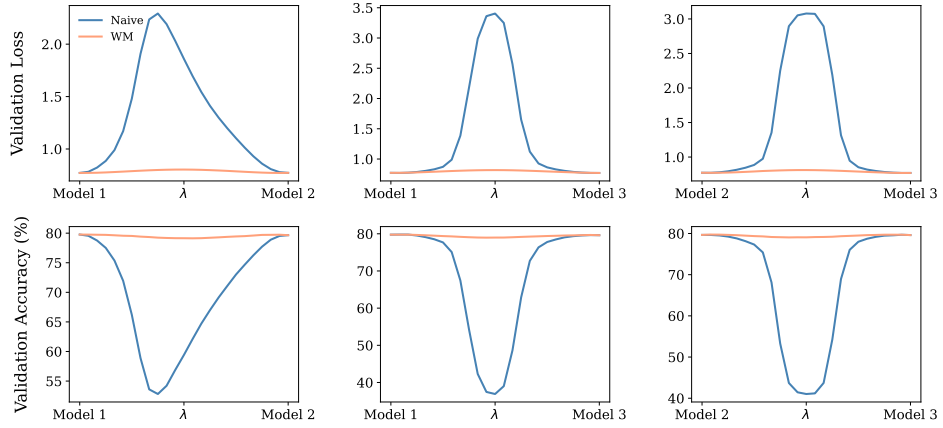


Figure 49: Linear Mode Connectivity for ViT-SMoE ($k = 2$) on ImageNet-1k with 12 layers and 8 experts

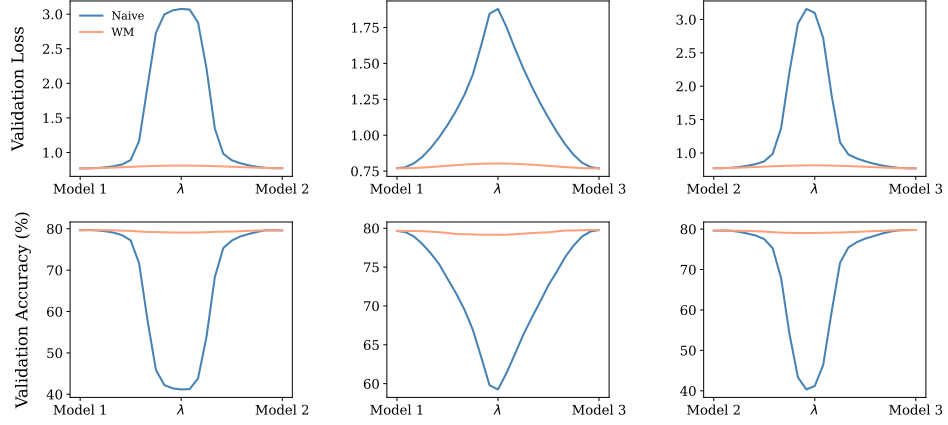


Figure 50: Linear Mode Connectivity for ViT-SMoE ($k = 2$) on ImageNet-1k with 12 layers and 16 experts

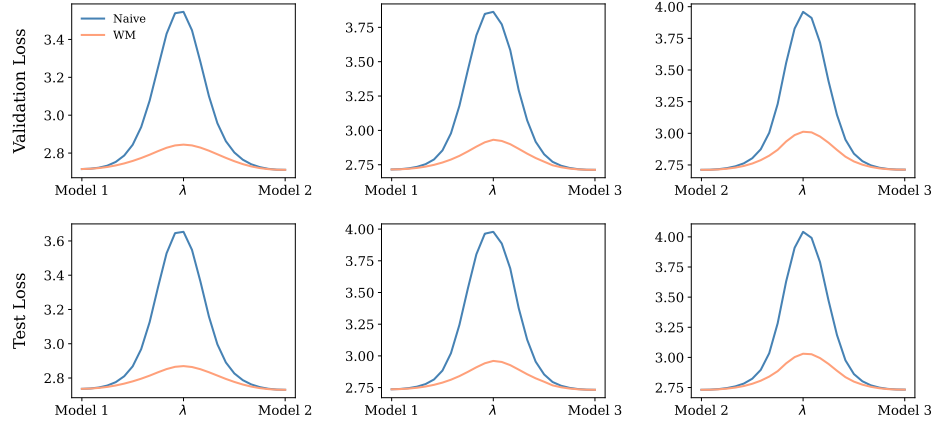


Figure 51: Linear Mode Connectivity for GPT2-SMoE ($k = 2$) on Wikitext103 with 12 layers and 4 experts

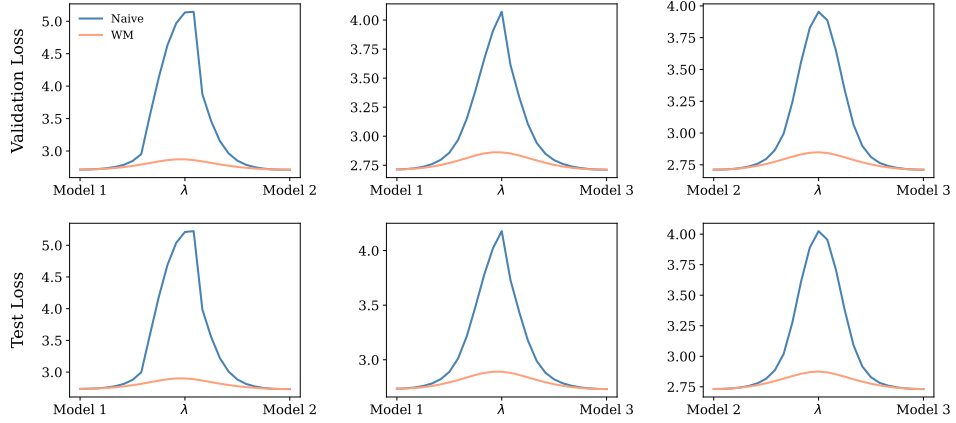


Figure 52: Linear Mode Connectivity for GPT2-SMoE ($k = 2$) on Wikitext103 with 12 layers and 8 experts

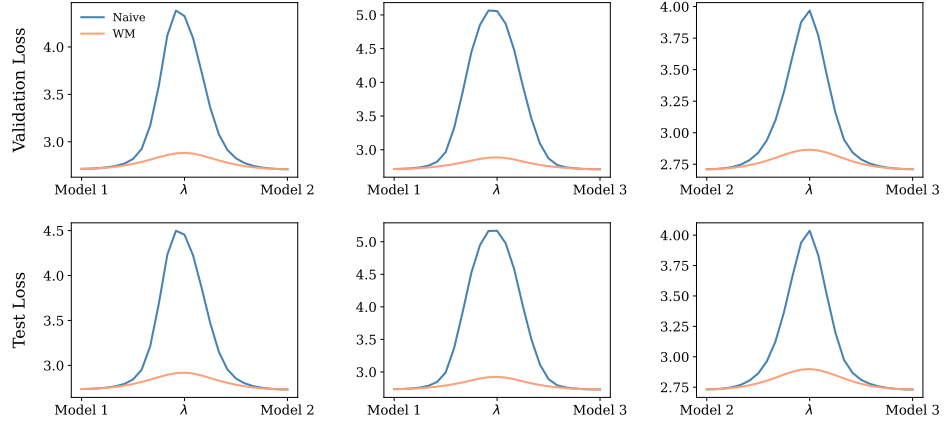


Figure 53: Linear Mode Connectivity for GPT2-SMoE ($k=2$) on Wikitext103 with 12 layers 16 experts

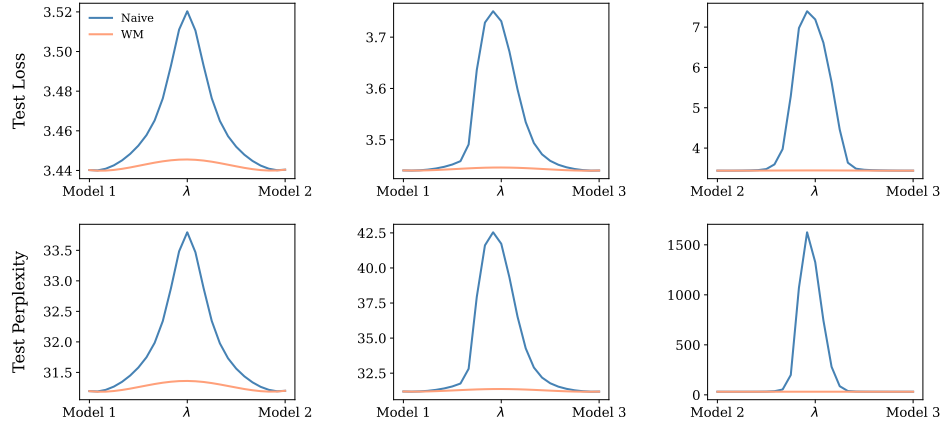


Figure 54: Linear Mode Connectivity for GPT2-SMoE ($k=2$) on One Billion Word with 12 layers and 4 experts

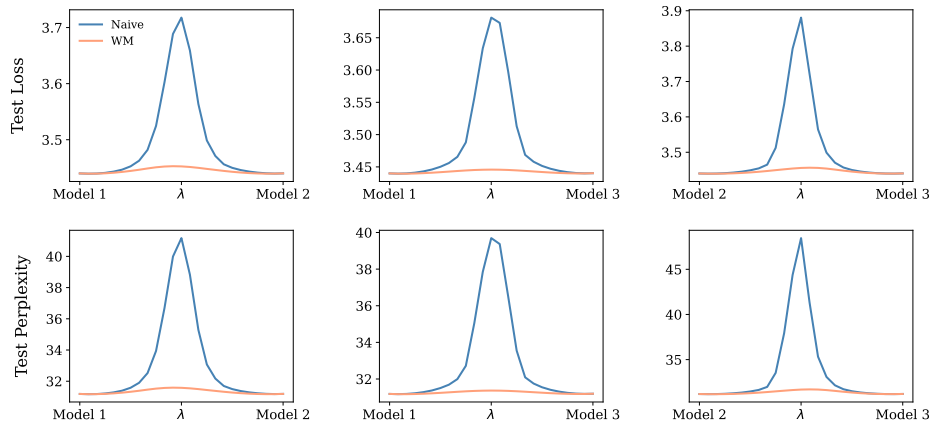


Figure 55: Linear Mode Connectivity for GPT2-SMoE ($k=2$) on One Billion Word with 12 layers and 8 experts

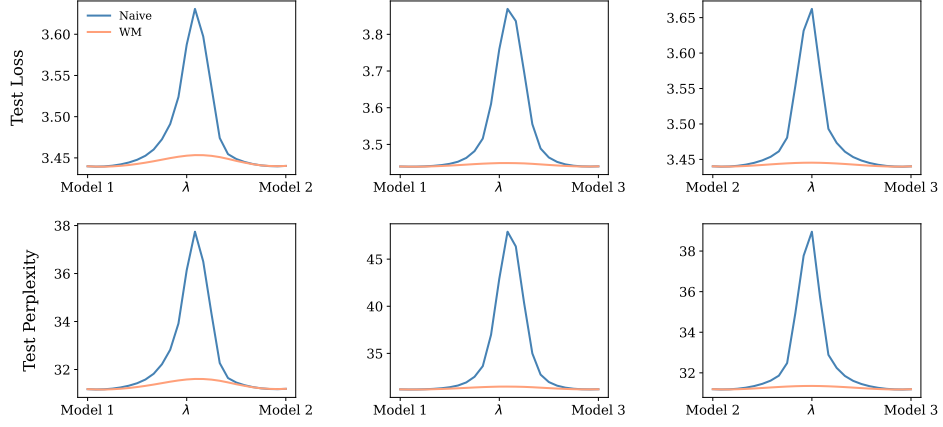


Figure 56: Linear Mode Connectivity for GPT2-SMoE ($k = 2$) on One Billion Word with 12 layers and 16 experts

G.1.3 DeepSeek Mixture-of-Experts

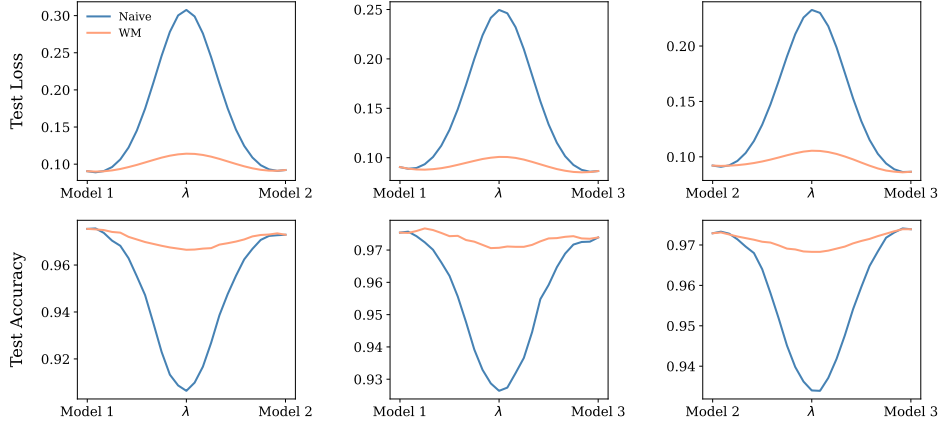


Figure 57: Linear Mode Connectivity for ViT-DeepSeekMoE ($k = 2, s = 1$) on MNIST with 1 layer and 4 experts

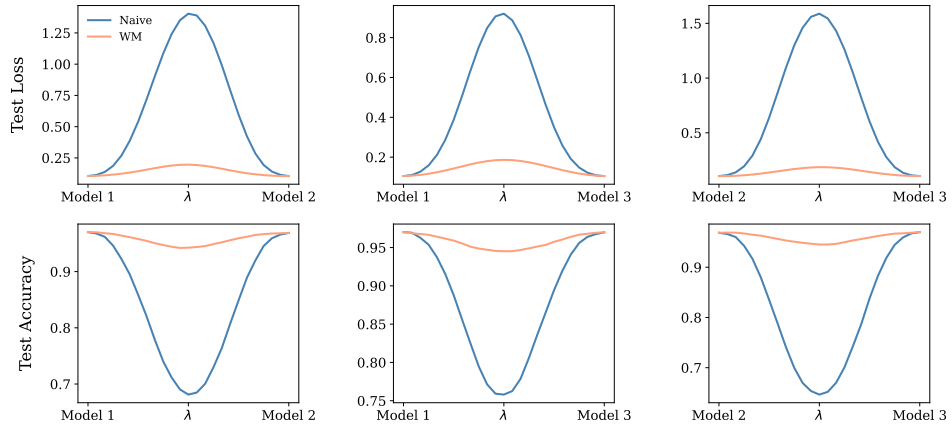


Figure 58: Linear Mode Connectivity for ViT-DeepSeekMoE ($k = 2, s = 1$) on MNIST with 2 layers and 4 experts

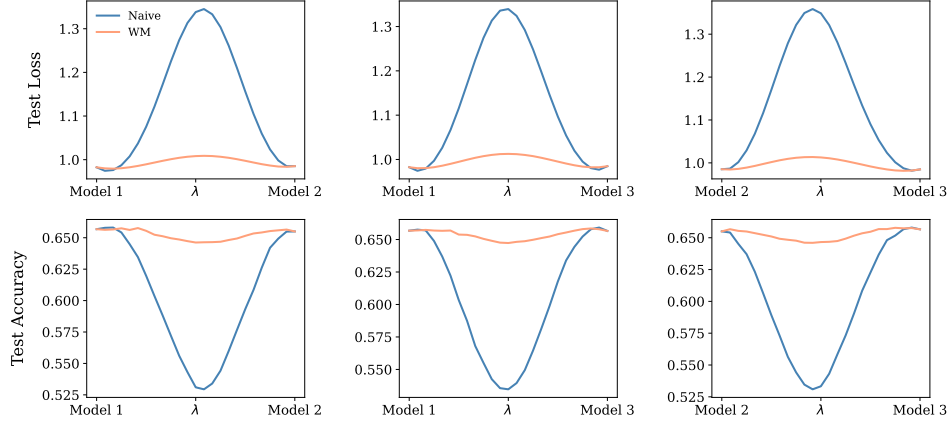


Figure 59: Linear Mode Connectivity for ViT-DeepSeekMoE ($k = 2, s = 1$) on CIFAR-10 with 2 layers and 4 experts

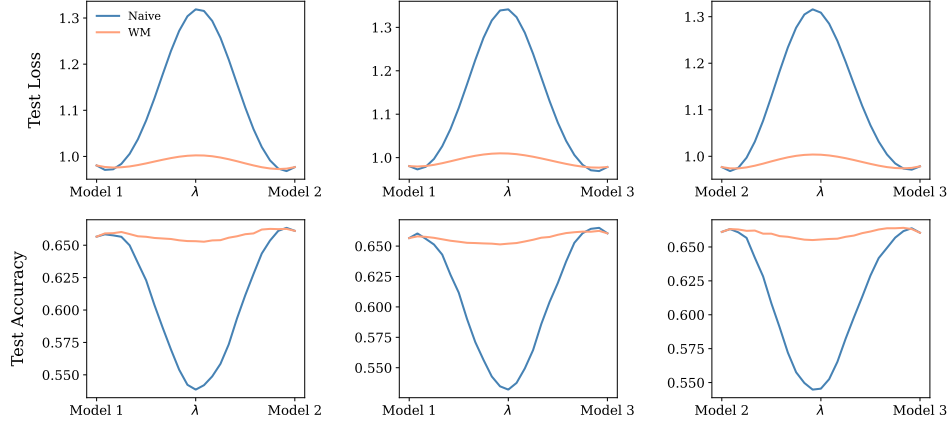


Figure 60: Linear Mode Connectivity for ViT-DeepSeekMoE ($k = 2, s = 1$) on CIFAR-10 with 2 layers and 8 experts

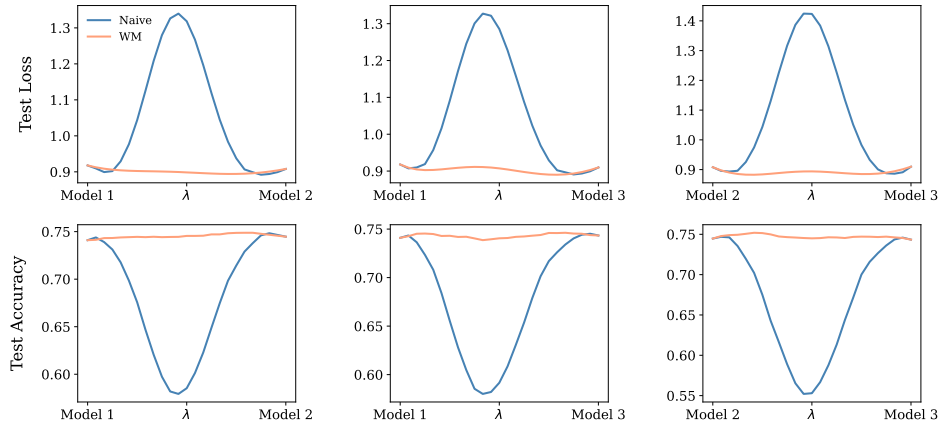


Figure 61: Linear Mode Connectivity for ViT-DeepSeekMoE ($k = 2, s = 1$) on CIFAR-10 with 6 layers and 4 experts

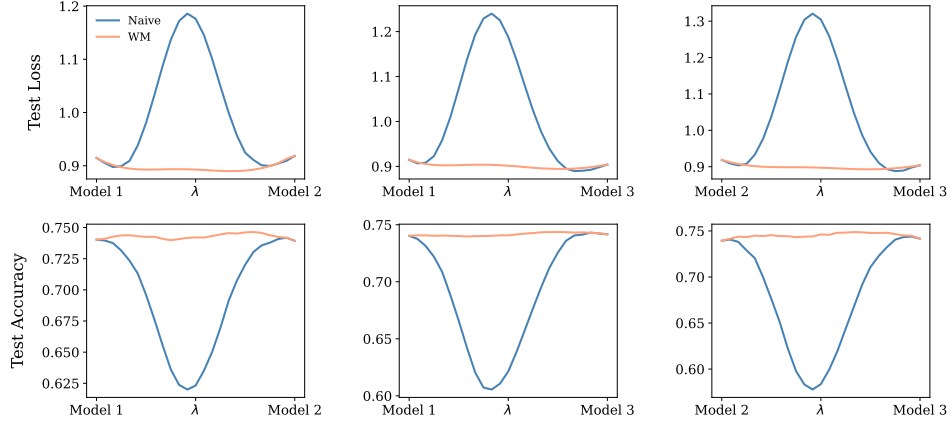


Figure 62: Linear Mode Connectivity for ViT-DeepSeekMoE ($k = 2, s = 1$) on CIFAR-10 with 6 layers and 8 experts

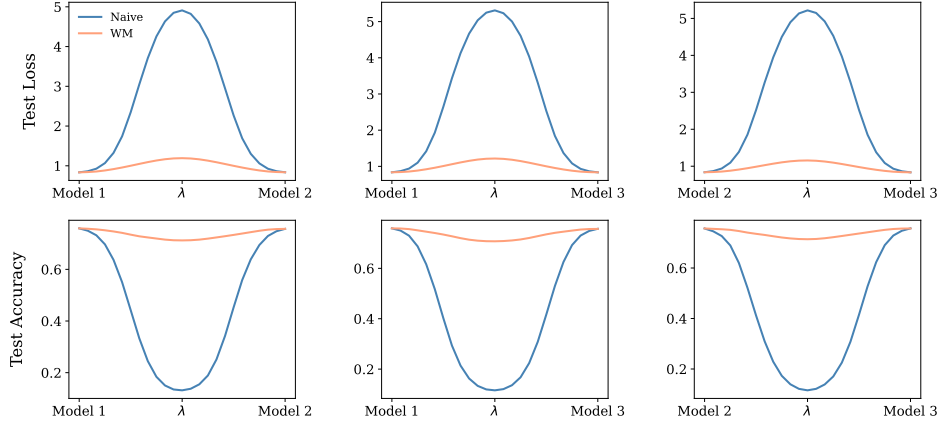


Figure 63: Linear Mode Connectivity for ViT-DeepSeekMoE ($k = 2, s = 1$) on CIFAR-100 with 6 layers and 4 experts

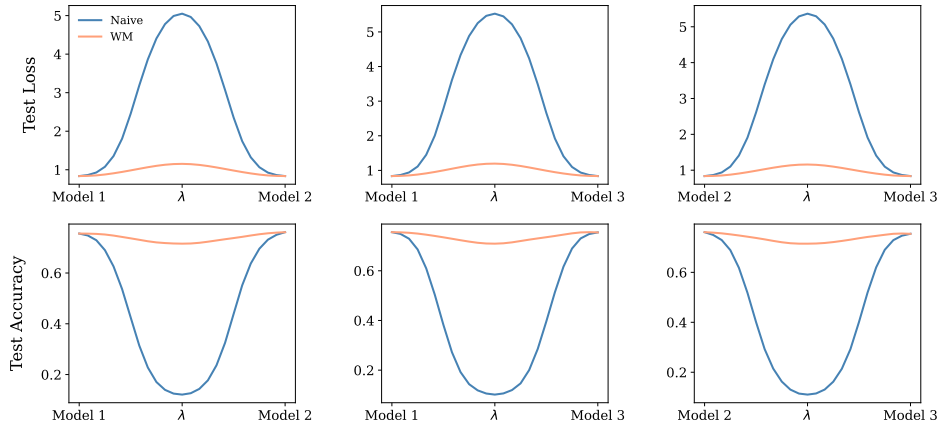


Figure 64: Linear Mode Connectivity for ViT-DeepSeekMoE ($k = 2, s = 1$) on CIFAR-100 with 6 layers and 8 experts

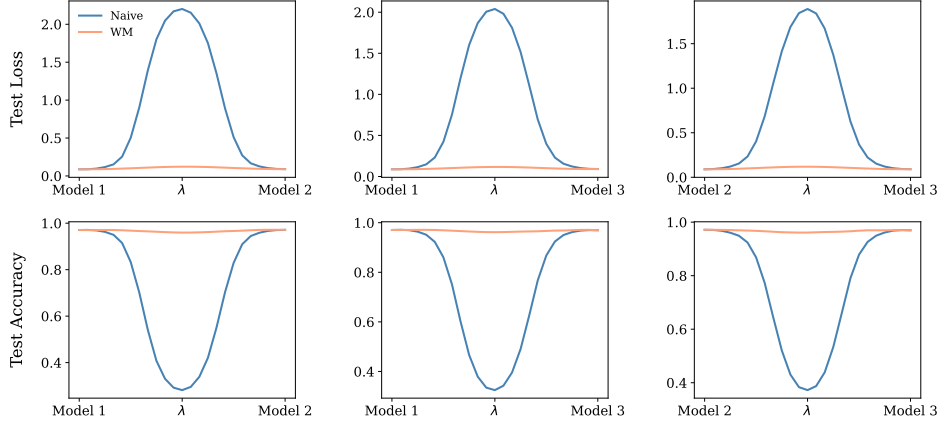


Figure 66: Linear Mode Connectivity for ViT-DeepSeekMoE ($k = 2, s = 1$) on ImageNet-21k→CIFAR-10 with 12 layers and 8 experts

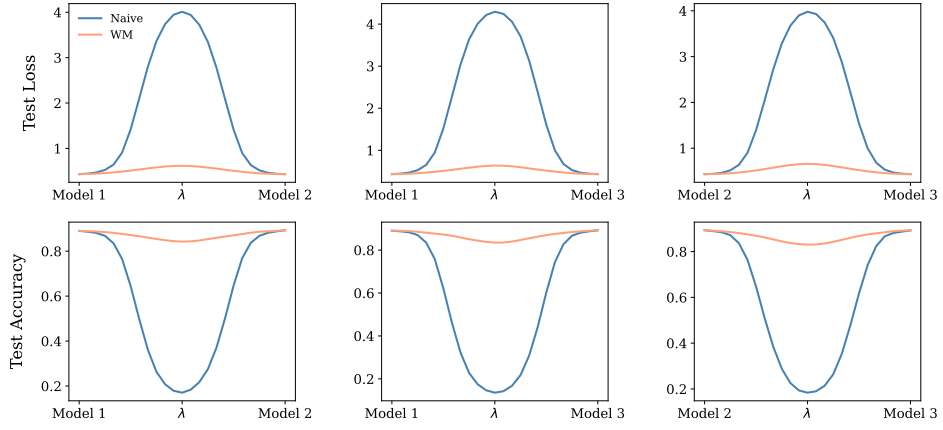


Figure 67: Linear Mode Connectivity for ViT-DeepSeekMoE ($k = 2, s = 1$) on ImageNet-21k→CIFAR-100 with 12 layers and 4 experts

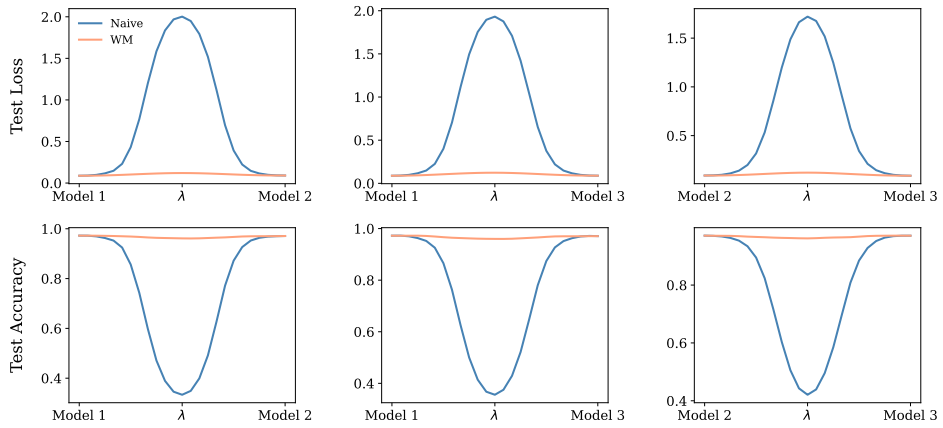


Figure 65: Linear Mode Connectivity for ViT-DeepSeekMoE ($k = 2, s = 1$) on ImageNet-21k→CIFAR-10 with 12 layers and 4 experts

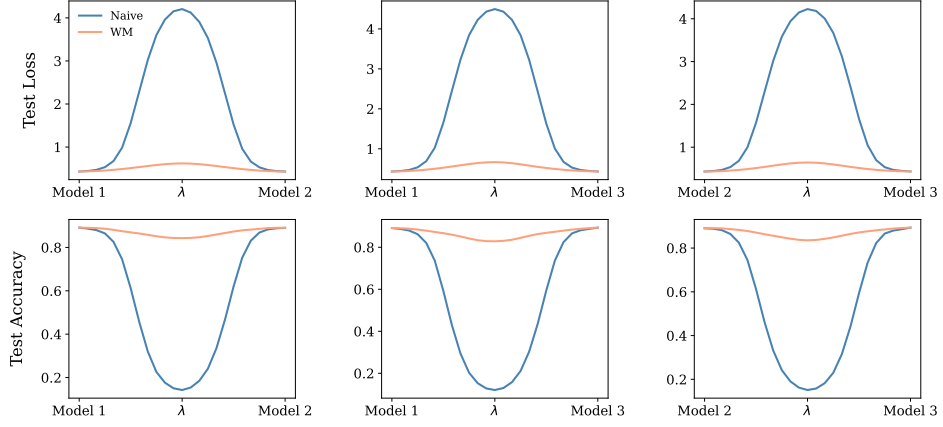


Figure 68: Linear Mode Connectivity for ViT-DeepSeekMoE ($k = 2, s = 1$) on ImageNet-21k→CIFAR-100 with 12 layers and 8 experts

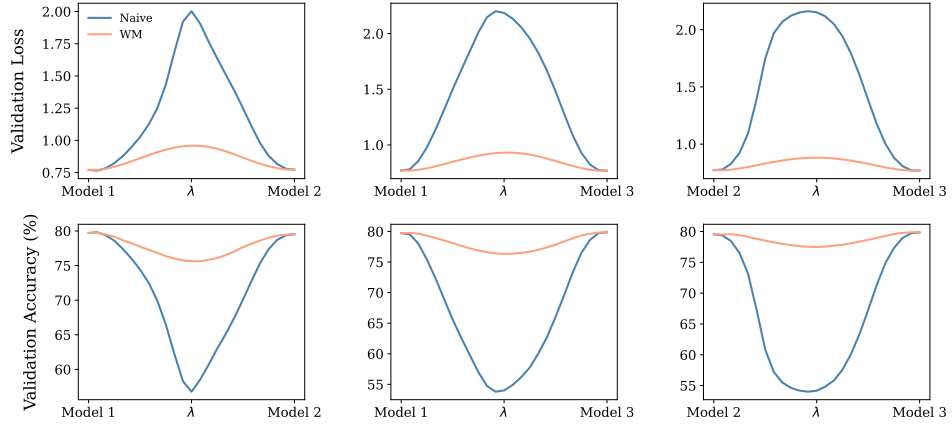


Figure 69: Linear Mode Connectivity for ViT-DeepSeekMoE ($k = 2, s = 1$) on ImageNet-1k with 12 layers and 4 experts

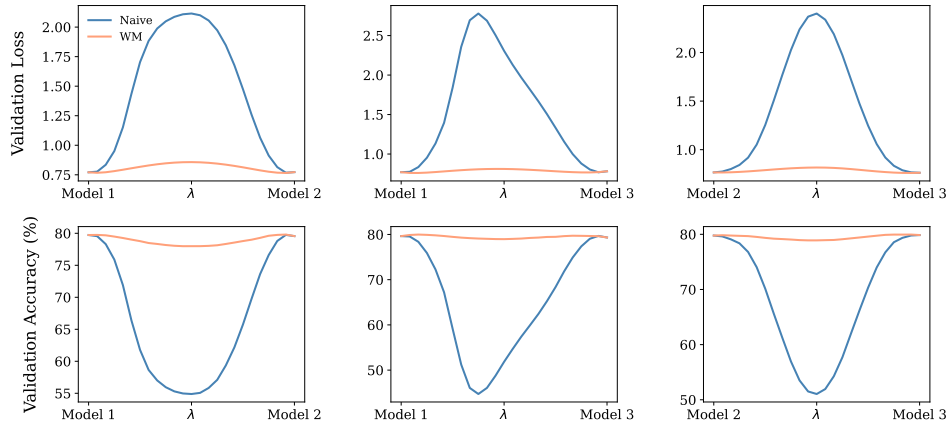


Figure 70: Linear Mode Connectivity for ViT-DeepSeekMoE ($k = 2, s = 1$) on ImageNet-1k with 12 layers and 8 experts

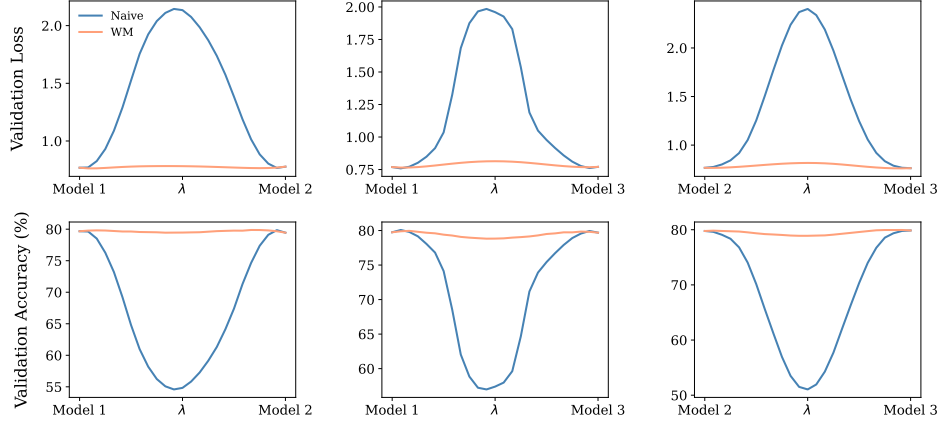


Figure 71: Linear Mode Connectivity for ViT-DeepSeekMoE ($k = 2, s = 1$) on ImageNet-1k with 12 layers and 16 experts

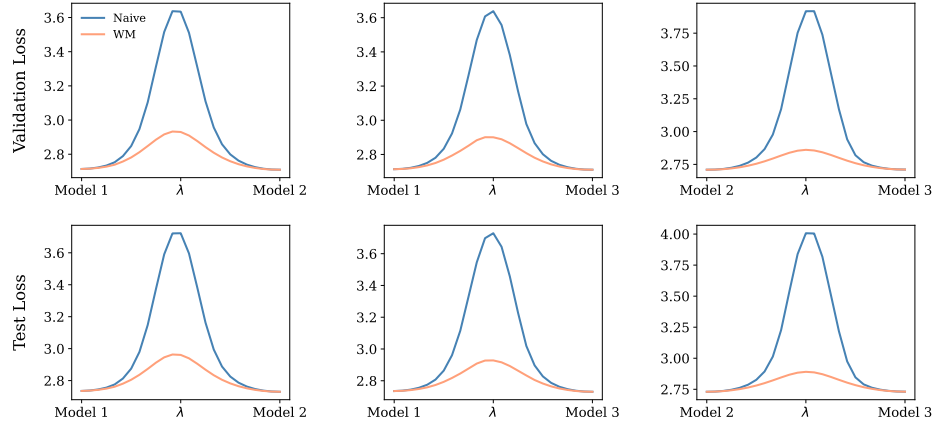


Figure 72: Linear Mode Connectivity for ViT-DeepSeekMoE ($k = 2, s = 1$) on Wikitext103 with 12 layers and 4 experts

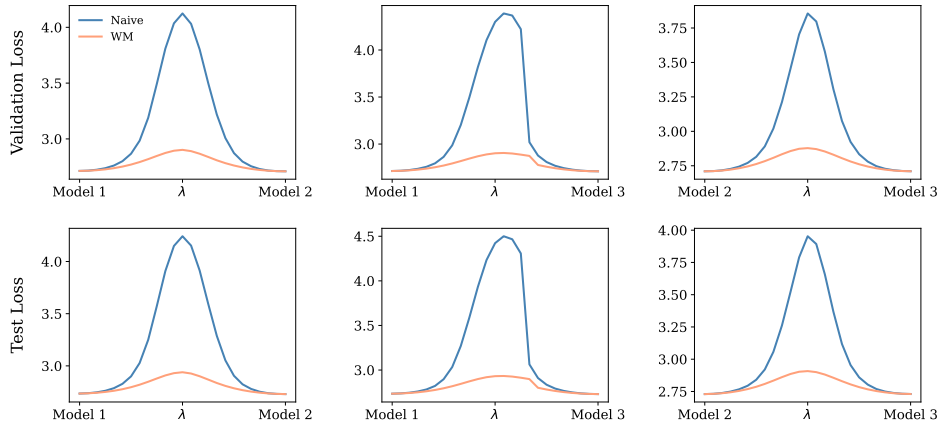


Figure 73: Linear Mode Connectivity for ViT-DeepSeekMoE ($k = 2, s = 1$) on Wikitext103 with 12 layers and 8 experts

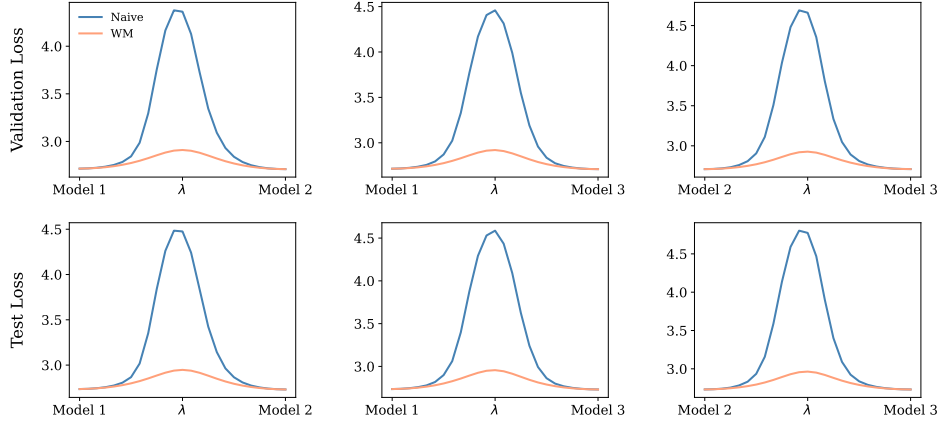


Figure 74: Linear Mode Connectivity for ViT-DeepSeekMoE ($k = 2, s = 1$) on Wikitext103 with 12 layers and 16 experts

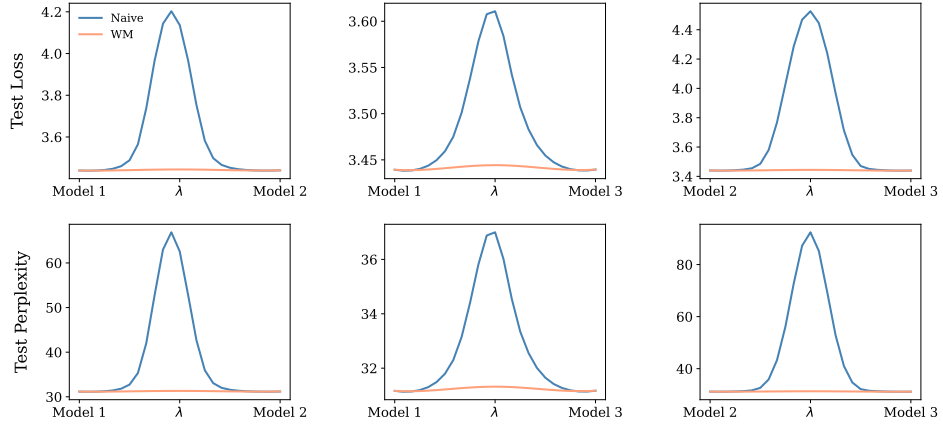


Figure 75: Linear Mode Connectivity for ViT-DeepSeekMoE ($k = 2, s = 1$) on One Billion Word with 12 layers and 4 experts

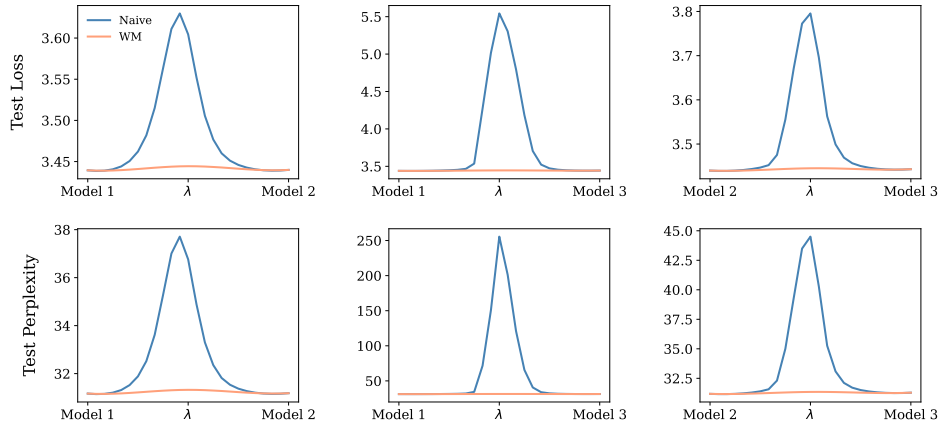


Figure 76: Linear Mode Connectivity for ViT-DeepSeekMoE ($k = 2, s = 1$) on One Billion Word with 12 layers and 8 experts

Table 6: In all configurations, the MLP component of the *last* Transformer layer is replaced by an MoE component.

Method	Dataset	Number of layers	Number of experts	Figure
MoE	CIFAR-10	6	[2, 4]	[78, 79]
	ImageNet-21k→CIFAR-10	12	[2, 4]	[80, 81]
	ImageNet-21k→CIFAR-100	12	[2, 4]	[82, 83]
SMoE ($k = 2$)	CIFAR-10	6	[4, 8]	[84, 85]
	ImageNet-21k→CIFAR-10	12	[4, 8]	[86, 87]
	ImageNet-21k→CIFAR-100	12	[4, 8]	[88, 89]
DeepSeekMoE ($k = 2, s = 1$)	CIFAR-10	6	[4, 8]	[90, 91]
	ImageNet-21k→CIFAR-10	12	[4, 8]	[92, 93]
	ImageNet-21k→CIFAR-100	12	[4, 8]	[94, 95]

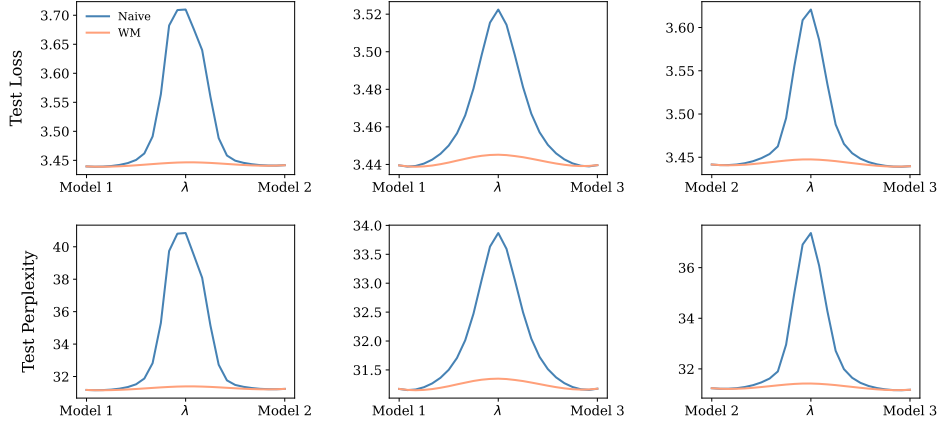


Figure 77: Linear Mode Connectivity for ViT-DeepSeekMoE ($k = 2, s = 1$) on One Billion Word with 12 layers and 16 experts

G.2 Linear Mode Connectivity Analysis: Last Layer

We investigate Linear Mode Connectivity (LMC) in settings where the feed-forward network (FFN) of the *last* Transformer layer is replaced with a Mixture-of-Experts (MoE) module. This extends our earlier analysis of *first*-layer substitutions by examining connectivity at the terminal depth of the architecture, offering a complementary view on model plasticity and the modular structure of expert-based designs.

Following the procedure outlined in Section 6.1, all pretrained weights were frozen, and only the MoE module in the *last* layer was fine-tuned. For each configuration, three independent fine-tuning runs were conducted with different random seeds. LMC was assessed by evaluating the loss along linear interpolation paths between pairs of fine-tuned models, providing insight into the connectivity and overlap of their respective solution basins.

Table 6 summarizes the experimental settings for *last*-layer FFN replacement across dense MoE, SMoE, and DeepSeekMoE variants. Unless otherwise stated, all figure references correspond to *last*-layer experiments.

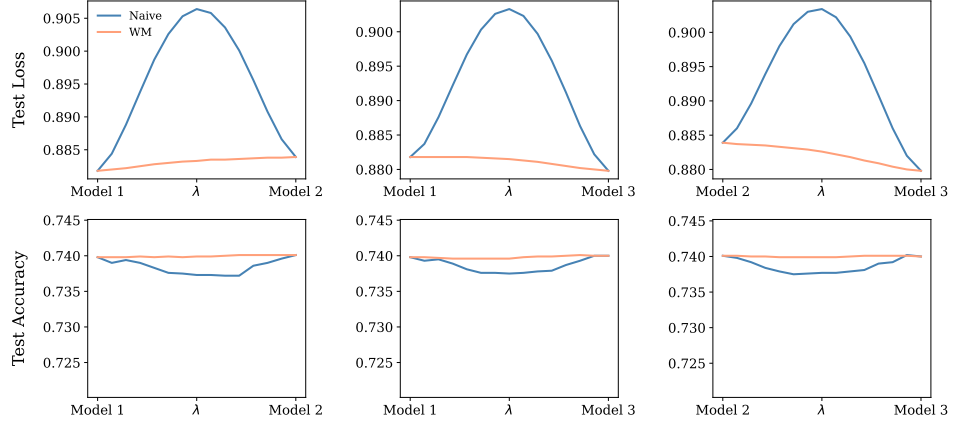


Figure 78: Linear Mode Connectivity for ViT-MoE on CIFAR-10 with 6 layers and 2 experts.

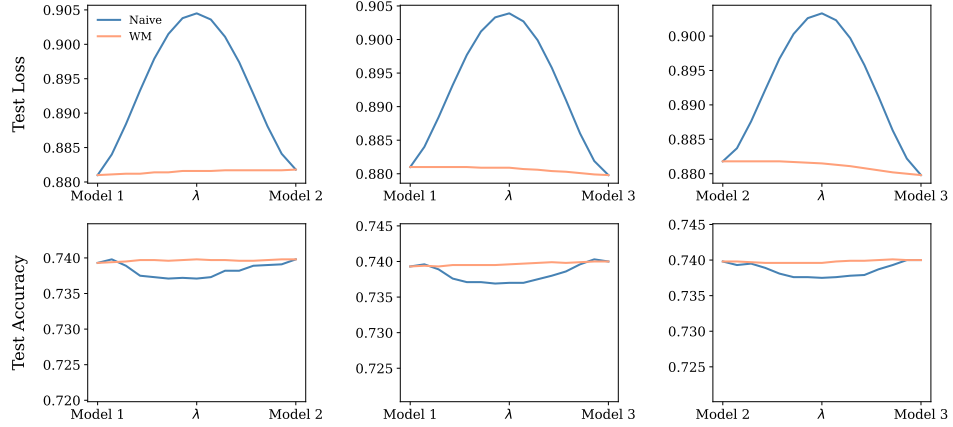


Figure 79: Linear Mode Connectivity for ViT-MoE on CIFAR-10 with 6 layers and 4 experts.

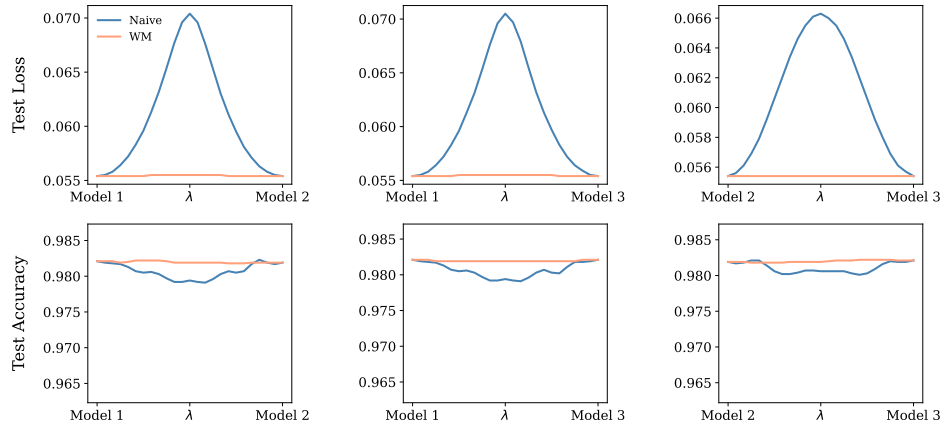


Figure 80: Linear Mode Connectivity for ViT-MoE on ImageNet-21k→CIFAR-10 with 12 layers and 2 experts.

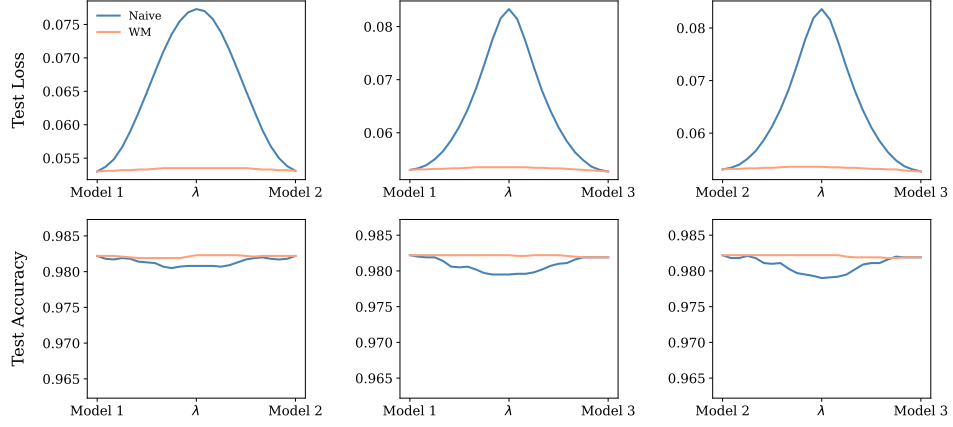


Figure 81: Linear Mode Connectivity for ViT-MoE on ImageNet-21k→CIFAR-10 with 12 layers and 4 experts.

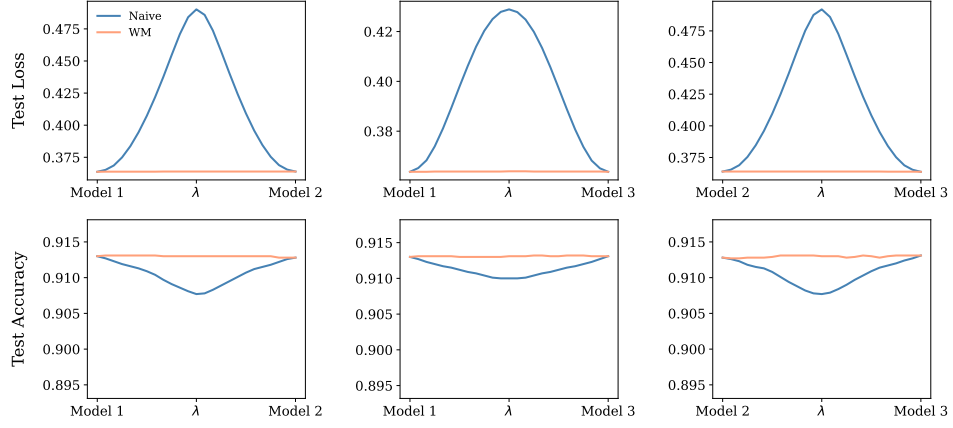


Figure 82: Linear Mode Connectivity for ViT-MoE on ImageNet-21k→CIFAR-100 with 12 layers and 2 experts.

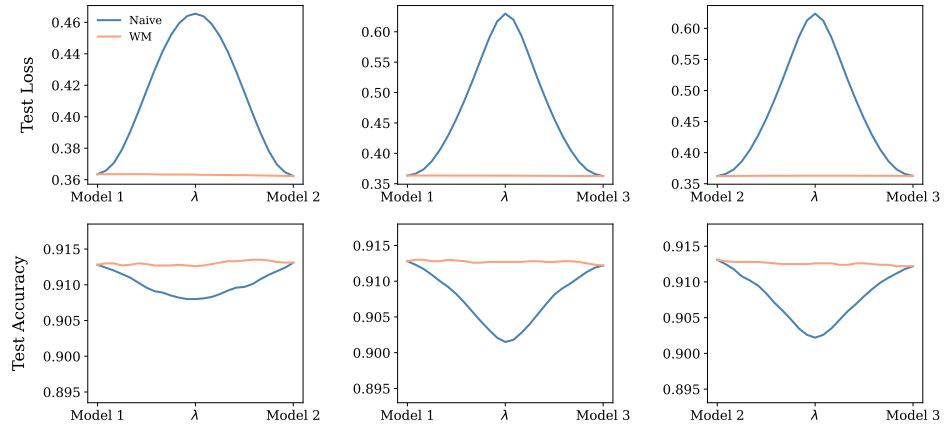


Figure 83: Linear Mode Connectivity for ViT-MoE on ImageNet-21k→CIFAR-100 with 12 layers and 4 experts.

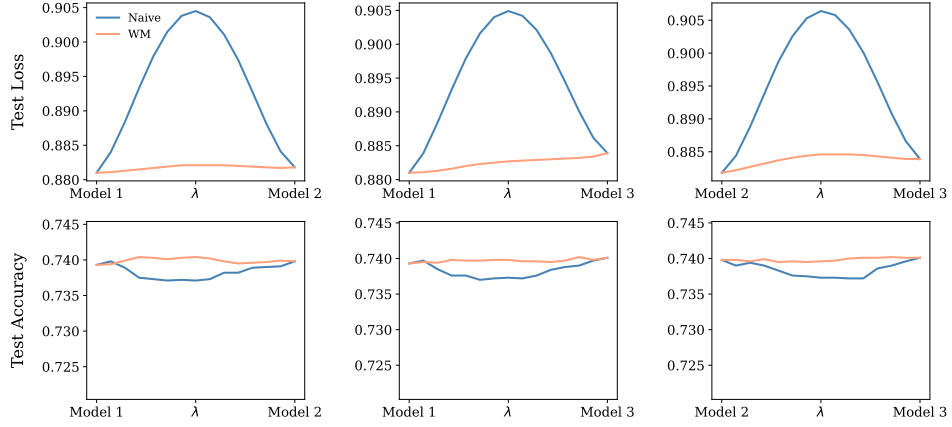


Figure 84: Linear Mode Connectivity for ViT-SMoE ($k = 2$) on CIFAR-10 with 6 layers and 4 experts.

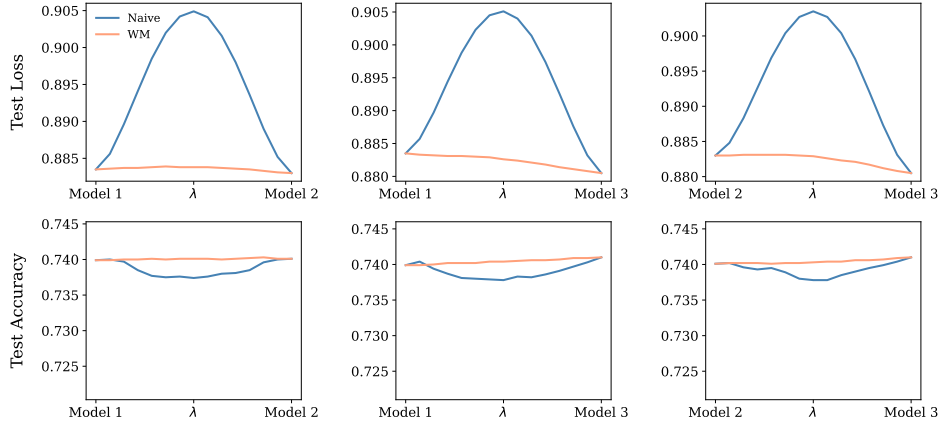


Figure 85: Linear Mode Connectivity for ViT-SMoE ($k = 2$) on CIFAR-10 with 6 layers and 8 experts.

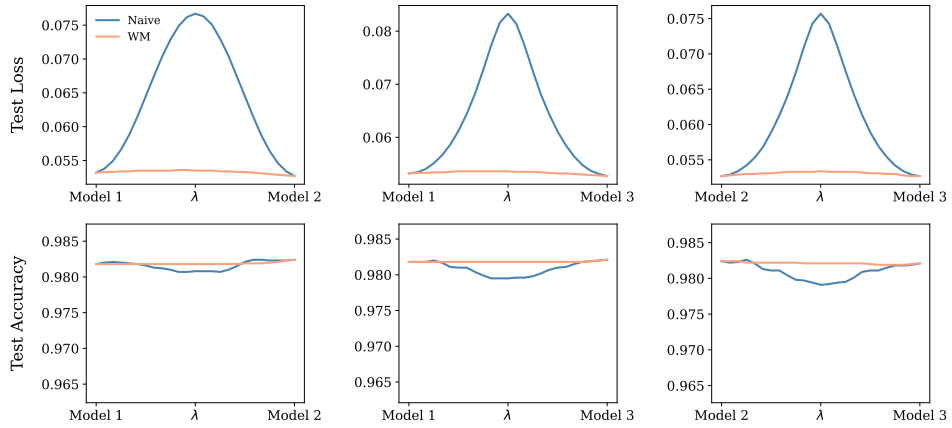


Figure 86: Linear Mode Connectivity for ViT-SMoE ($k = 2$) on ImageNet-21k→CIFAR-10 with 12 layers and 4 experts.

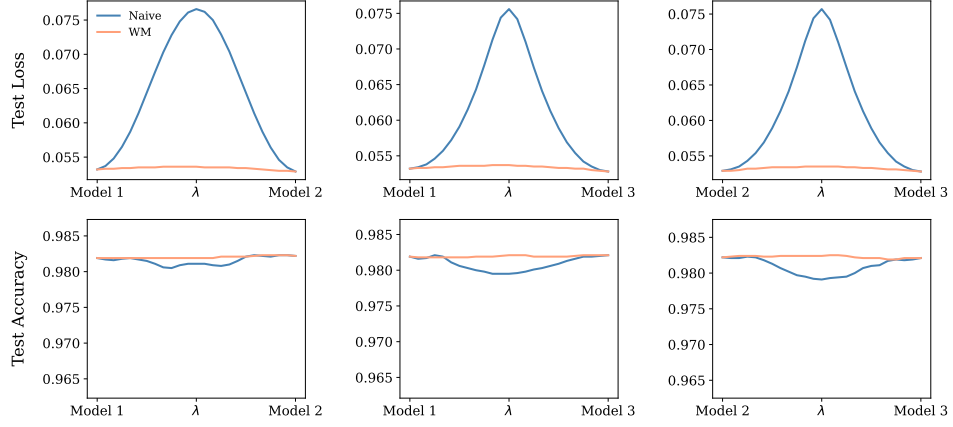


Figure 87: Linear Mode Connectivity for ViT-SMoE ($k = 2$) on ImageNet-21k→CIFAR-10 with 12 layers and 8 experts.

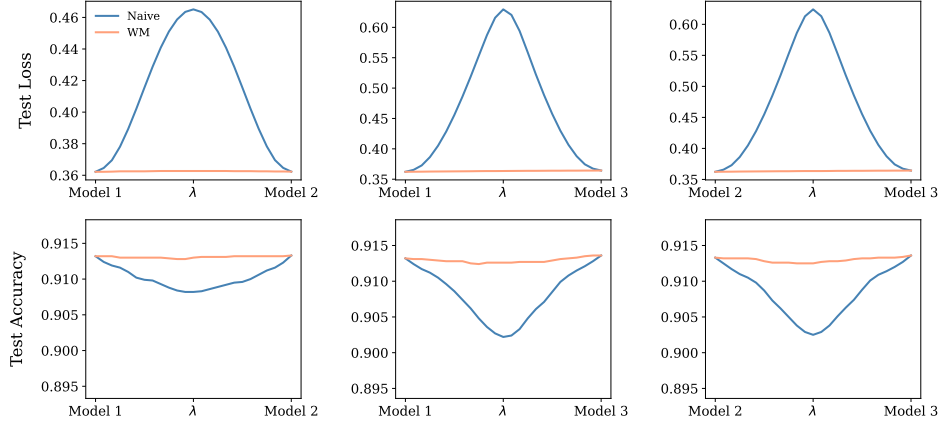


Figure 88: Linear Mode Connectivity for ViT-SMoE ($k = 2$) on ImageNet-21k→CIFAR-100 with 12 layers and 4 experts.

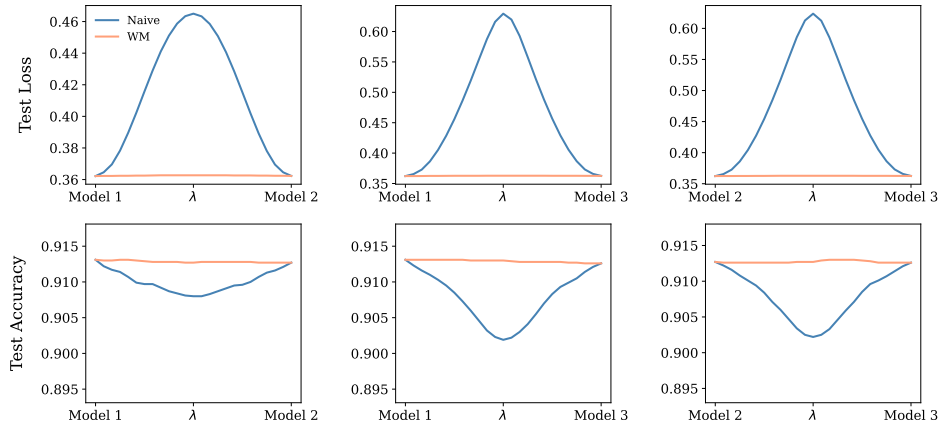


Figure 89: Linear Mode Connectivity for ViT-SMoE ($k = 2$) on ImageNet-21k→CIFAR-100 with 12 layers and 8 experts.

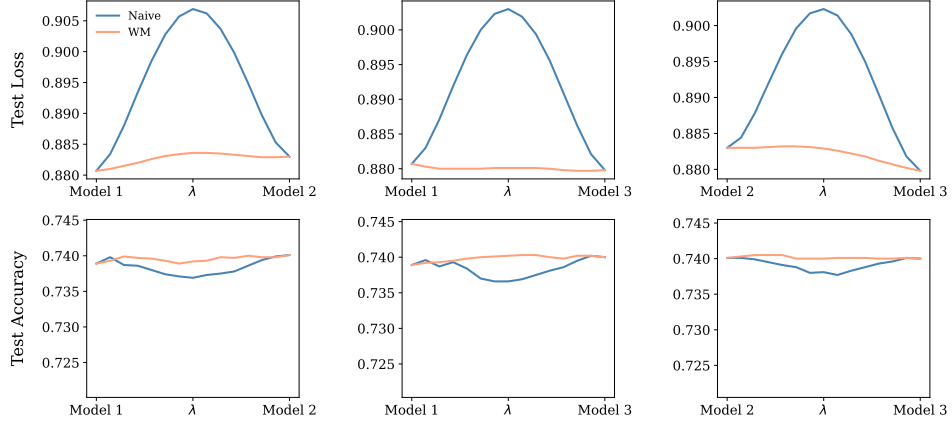


Figure 90: Linear Mode Connectivity for ViT-DeepSeekMoE ($k = 2, s = 1$) on CIFAR-10 with 6 layers and 4 experts.

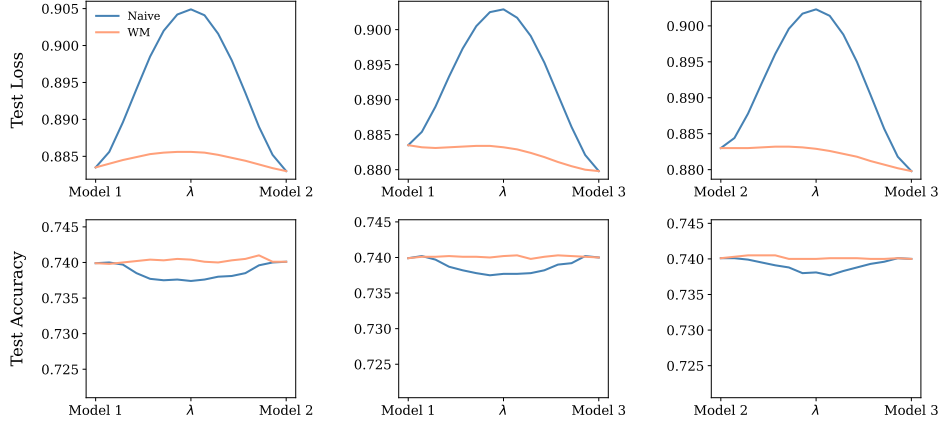


Figure 91: Linear Mode Connectivity for ViT-DeepSeekMoE ($k = 2, s = 1$) on CIFAR-10 with 6 layers and 8 experts.

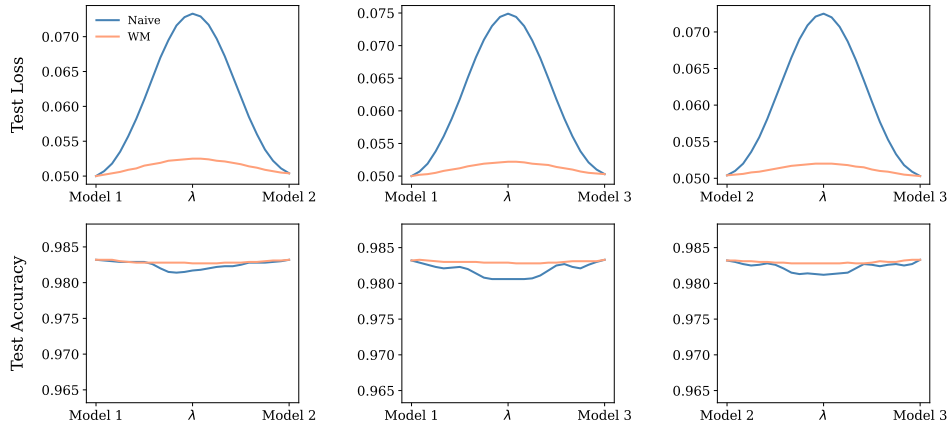


Figure 92: Linear Mode Connectivity for ViT-DeepSeekMoE ($k = 2, s = 1$) on ImageNet-21k \rightarrow CIFAR-10 with 12 layers and 4 experts.

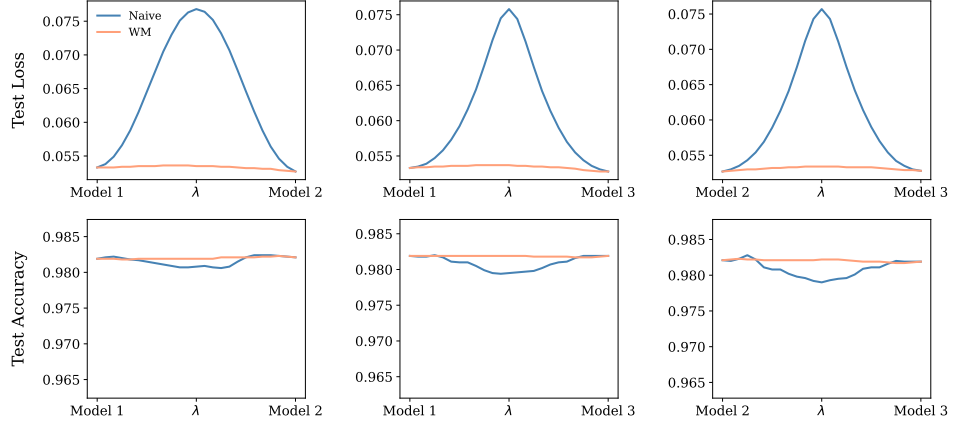


Figure 93: Linear Mode Connectivity for ViT-DeepSeekMoE ($k = 2, s = 1$) on ImageNet-21k→CIFAR-10 with 12 layers and 8 experts.

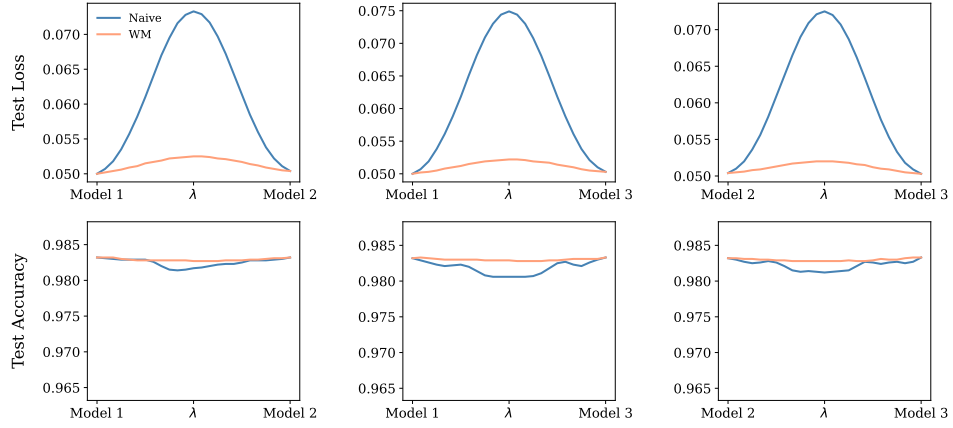


Figure 94: Linear Mode Connectivity for ViT-DeepSeekMoE ($k = 2, s = 1$) on ImageNet-21k→CIFAR-100 with 12 layers and 4 experts.

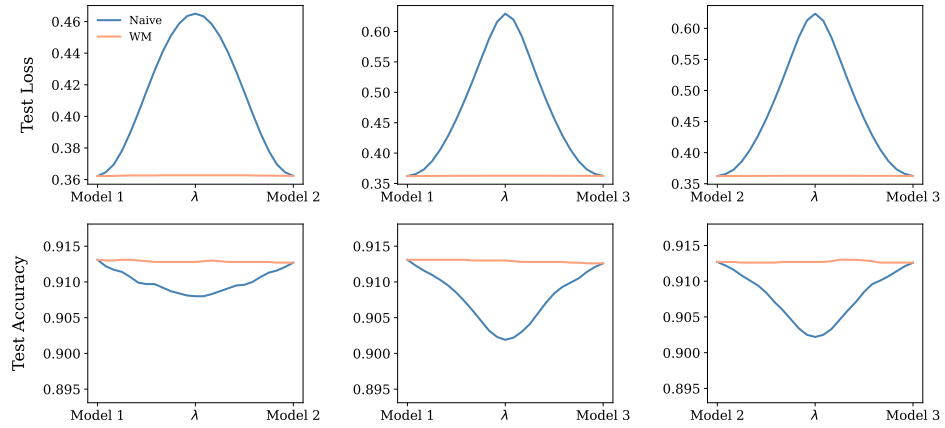


Figure 95: Linear Mode Connectivity for ViT-DeepSeekMoE ($k = 2, s = 1$) on ImageNet-21k→CIFAR-100 with 12 layers and 8 experts.

G.3 Linear Mode Connectivity Analysis: All Layer

Table 7: Loss and accuracy barriers for weight matching interpolation versus naive interpolation, alongside test loss and accuracy values, across MoE, SMoE ($k = 2$), and DeepSeekMoE ($k = 2, s = 1$) variants of ViT models on MNIST, CIFAR-10/100 datasets, and of GPT-2 on the One Billion Word dataset. Barriers (lower is better \downarrow) are averaged over 6 pairs of models from a pool of 4 checkpoints, while metric values are averaged over the 4 model checkpoints. All metrics are scaled up by 10^2 to improve readability.

MoE variant	Dataset	No. layers	No. experts	WM Loss Barrier \downarrow	Naive Loss Barrier \downarrow	Loss value \downarrow	WM Acc. Barrier \downarrow	Naive Acc. Barrier \downarrow	Acc. value \uparrow
MoE	MNIST	2	2	1.20 ± 0.32	11.62 ± 2.44	10.20 ± 2.04	2.12 ± 0.21	25.04 ± 3.75	97.32 ± 0.73
			4	1.31 ± 0.21	11.77 ± 3.29	8.45 ± 2.53	2.34 ± 0.30	26.62 ± 4.22	97.01 ± 1.01
	CIFAR-10	2	4	4.24 ± 0.72	37.24 ± 3.25	95.06 ± 0.42	1.52 ± 0.35	14.21 ± 1.42	66.57 ± 0.89
			8	4.52 ± 0.42	36.66 ± 4.01	95.44 ± 0.84	1.74 ± 0.50	16.01 ± 1.02	65.93 ± 1.20
		6	4	5.42 ± 0.74	47.47 ± 8.02	90.25 ± 1.95	2.21 ± 0.52	24.02 ± 2.66	74.61 ± 2.13
			8	5.27 ± 1.26	46.47 ± 5.44	91.31 ± 2.32	2.44 ± 0.43	22.45 ± 3.21	74.49 ± 1.35
	CIFAR-100	6	4	2.32 ± 0.51	20.11 ± 4.34	94.04 ± 2.02	0.21 ± 0.07	3.22 ± 0.71	75.25 ± 1.22
			8	2.43 ± 0.62	23.33 ± 3.33	93.43 ± 1.15	0.27 ± 0.12	4.01 ± 1.21	75.66 ± 1.30
	One Billion Word	12	2	56.82 ± 3.51	400.11 ± 50.54	348.60 ± 0.05	—	—	—
			4	68.76 ± 4.45	435.65 ± 34.92	344.57 ± 0.04	—	—	—
			6	78.44 ± 3.96	476.65 ± 29.58	342.44 ± 0.03	—	—	—
			8	93.23 ± 8.84	455.82 ± 38.10	341.29 ± 0.32	—	—	—
SMoE ($k = 2$)	MNIST	2	2	1.55 ± 0.23	18.26 ± 2.32	11.21 ± 2.02	2.14 ± 0.31	24.92 ± 3.56	97.22 ± 0.63
			4	1.62 ± 0.54	19.19 ± 2.27	10.09 ± 1.03	2.30 ± 0.34	26.24 ± 4.41	97.06 ± 1.00
	CIFAR-10	2	4	4.44 ± 0.52	37.44 ± 3.35	95.10 ± 0.44	1.50 ± 0.37	14.33 ± 1.32	66.62 ± 0.69
			8	4.61 ± 0.46	36.56 ± 3.87	95.74 ± 0.92	1.64 ± 0.54	17.04 ± 1.32	65.97 ± 1.27
		6	4	5.57 ± 0.84	47.75 ± 8.12	90.33 ± 1.85	2.19 ± 0.42	24.12 ± 2.44	74.63 ± 2.03
			8	5.26 ± 1.32	46.61 ± 5.36	91.35 ± 2.14	2.31 ± 0.41	23.66 ± 4.21	74.51 ± 1.25
	CIFAR-100	6	4	2.24 ± 0.51	21.25 ± 2.05	94.24 ± 2.13	0.22 ± 0.08	3.36 ± 0.91	75.35 ± 1.11
			8	2.67 ± 0.52	24.39 ± 1.44	93.83 ± 4.25	0.23 ± 0.13	4.12 ± 1.02	75.72 ± 1.20
	One Billion Word	12	4	72.31 ± 0.28	522.22 ± 41.40	345.02 ± 0.00	—	—	—
			8	79.86 ± 4.81	618.23 ± 67.93	342.31 ± 0.11	—	—	—
			16	98.68 ± 18.59	492.16 ± 42.23	340.57 ± 0.05	—	—	—
DeepSeekMoE ($k = 2, s = 1$)	MNIST	2	2	1.35 ± 0.64	17.46 ± 2.42	12.32 ± 2.02	2.31 ± 0.41	25.12 ± 3.85	97.42 ± 0.93
			4	1.52 ± 0.62	16.72 ± 2.33	11.27 ± 3.24	2.04 ± 0.32	27.02 ± 4.36	97.17 ± 1.31
	CIFAR-10	2	4	4.22 ± 0.42	38.64 ± 3.44	95.11 ± 0.33	1.66 ± 0.45	17.31 ± 1.63	66.77 ± 1.04
			8	4.64 ± 0.52	38.86 ± 4.11	95.36 ± 0.77	1.68 ± 0.52	16.92 ± 1.15	65.99 ± 1.11
		6	4	5.44 ± 0.92	52.27 ± 5.32	90.05 ± 1.64	2.12 ± 0.62	26.11 ± 2.72	74.63 ± 2.33
			8	5.47 ± 1.22	49.34 ± 6.24	91.21 ± 2.12	2.22 ± 0.63	25.25 ± 4.21	74.88 ± 1.25
	CIFAR-100	6	4	2.43 ± 0.50	23.23 ± 5.62	95.22 ± 3.15	0.23 ± 0.07	3.02 ± 0.61	75.36 ± 1.73
			8	2.72 ± 0.71	24.55 ± 4.07	93.89 ± 2.17	0.24 ± 0.11	4.00 ± 1.02	75.76 ± 1.21
	One Billion Word	12	4	64.06 ± 4.06	426.11 ± 58.07	343.27 ± 0.05	—	—	—
			8	117.42 ± 37.94	390.59 ± 28.63	340.21 ± 0.11	—	—	—
			16	72.94 ± 2.12	623.63 ± 147.42	338.25 ± 0.21	—	—	—

G.4 Expert Matching Method

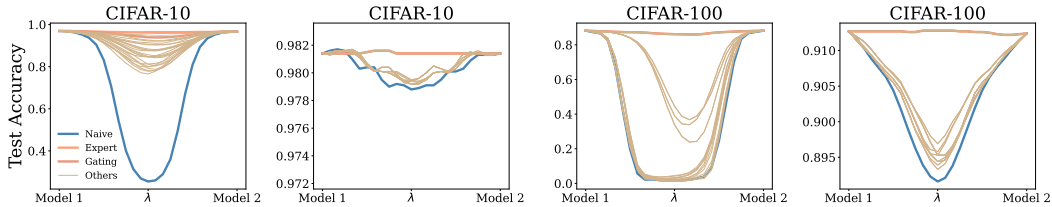


Figure 96: Accuracy curves for 12-layer ViT-MoE models with a 4-expert MoE replacement in either the first layer (subplots 1, 3) or the last layer (subplots 2, 4), on CIFAR-10 and CIFAR-100. The curves compare two Expert Order Matching methods across 24 permutations, with Weight Matching applied post-reordering to all permutations. Corresponding loss metrics are presented in Figure 2

Table 8: Comparison of expert matching methods (Expert Weight Matching and Gate Weight Matching) across three ViT-MoE model variants evaluated on the CIFAR-10 and CIFAR-100 test sets, measuring **loss**. Metrics reported include rank and \hat{L} , defined in Section 6.3, computed across 24 permutations for 10 checkpoint pairs. All models consist of 12 layers and 4 experts.

Method	Dataset	Layer replaced	Expert Weight Matching		Gate Weight Matching	
			Rank ↓	\hat{L} ↓	Rank	\hat{L} ↓
MoE	CIFAR-10	1	2.50 ± 1.50	2.12 ± 0.42	3.00 ± 1.00	3.42 ± 0.55
		4	2.10 ± 0.50	1.04 ± 0.32	2.60 ± 0.92	1.54 ± 0.44
		8	2.70 ± 0.46	0.60 ± 0.27	2.90 ± 0.30	0.74 ± 0.17
		12	4.60 ± 2.00	0.13 ± 0.05	3.80 ± 1.66	0.09 ± 0.03
	CIFAR-100	1	2.80 ± 0.40	3.17 ± 0.25	2.90 ± 0.70	2.73 ± 1.03
		4	3.60 ± 1.20	1.15 ± 0.55	2.70 ± 1.00	2.03 ± 0.93
		8	3.30 ± 0.78	0.67 ± 0.14	3.20 ± 0.87	1.13 ± 0.55
		12	3.40 ± 0.92	0.07 ± 0.03	4.20 ± 0.89	0.11 ± 0.04
SMoE ($k = 2$)	CIFAR-10	1	3.00 ± 1.00	3.80 ± 1.18	3.20 ± 0.98	3.46 ± 2.94
		4	2.80 ± 0.98	1.73 ± 0.49	2.40 ± 1.56	1.64 ± 0.86
		8	2.60 ± 0.49	0.40 ± 0.46	2.60 ± 0.43	0.36 ± 0.83
		12	4.00 ± 2.45	0.06 ± 0.04	2.80 ± 1.66	0.22 ± 0.19
	CIFAR-100	1	2.80 ± 0.40	3.29 ± 3.18	2.10 ± 0.70	2.00 ± 2.02
		4	2.60 ± 1.20	1.20 ± 0.43	3.20 ± 1.47	1.91 ± 1.05
		8	3.10 ± 0.83	0.13 ± 0.07	2.70 ± 0.90	0.11 ± 0.09
		12	2.40 ± 0.92	0.07 ± 0.13	2.00 ± 0.89	0.03 ± 0.12
DeepSeekMoE ($k = 2, s = 1$)	CIFAR-10	1	3.10 ± 2.12	5.06 ± 1.22	3.60 ± 0.83	4.28 ± 2.92
		4	2.60 ± 0.77	3.32 ± 0.38	3.10 ± 1.52	2.80 ± 0.88
		8	2.30 ± 0.51	0.39 ± 0.48	2.40 ± 0.37	0.78 ± 1.00
		12	3.60 ± 3.55	0.08 ± 0.04	3.60 ± 1.48	0.23 ± 0.17
	CIFAR-100	1	4.20 ± 0.60	4.45 ± 3.40	3.70 ± 0.45	4.21 ± 2.60
		4	2.50 ± 0.78	1.34 ± 0.46	3.10 ± 1.91	2.98 ± 1.46
		8	1.90 ± 0.60	0.13 ± 0.08	3.10 ± 1.02	0.13 ± 0.16
		12	3.30 ± 1.26	0.04 ± 0.11	2.70 ± 0.89	0.02 ± 0.20

Table 10: Loss barrier comparison between Total Weight Matching and Skipping-Expert-Order Matching across MoE variants on the One Billion Words dataset. Each value is averaged over 3 independent checkpoint pairs. The last column reports the interpolated loss value at the midpoint between matched models.

MoE Variant	No. Layers	No. Experts	Loss Barrier ↓		Loss Value ↓
			Total Weight Matching	Skipping-Expert-Order Matching	
MoE	12	4	0.0053 ± 0.0006	0.1384 ± 0.0960	3.4399 ± 0.0002
		8	0.0066 ± 0.0008	0.1728 ± 0.1144	3.4394 ± 0.0001
SMoE ($k = 2$)	12	4	0.0054 ± 0.0002	0.8579 ± 1.1412	3.4403 ± 0.0001
		8	0.0051 ± 0.0005	0.2202 ± 0.1470	3.4400 ± 0.0000
DeepSeekMoE ($k = 2, s = 1$)	12	4	0.0047 ± 0.0001	0.3223 ± 0.3817	3.4395 ± 0.0003
		8	0.0044 ± 0.0004	0.4005 ± 0.3666	3.4395 ± 0.0002

Table 9: Comparison of expert matching methods (Expert Weight Matching and Gate Weight Matching) across three ViT-MoE model variants evaluated on the CIFAR-10 and CIFAR-100 test sets, measuring **accuracy**. Metrics reported include rank and \hat{L} , defined in Section 6.3, computed across 24 permutations for 10 checkpoint pairs. All models consist of 12 layers and 4 experts.

Method	Dataset	Layer replaced	Expert Weight Matching		Gate Weight Matching	
			Rank \downarrow	$\hat{L} \downarrow$	Rank	$\hat{L} \downarrow$
MoE	CIFAR-10	1	4.90 ± 2.59	1.80 ± 0.78	4.40 ± 1.80	2.00 ± 0.44
		4	3.20 ± 0.40	0.95 ± 0.97	2.90 ± 0.70	1.64 ± 0.98
		8	3.00 ± 1.80	0.03 ± 0.05	3.80 ± 1.83	0.05 ± 0.05
		12	4.00 ± 1.45	0.02 ± 0.03	2.80 ± 1.40	0.04 ± 0.06
	CIFAR-100	1	3.20 ± 1.47	2.66 ± 1.03	4.20 ± 1.00	1.51 ± 1.16
		4	2.70 ± 0.78	1.87 ± 1.17	2.90 ± 0.83	1.39 ± 1.06
		8	4.70 ± 1.42	0.08 ± 0.02	3.80 ± 1.47	0.05 ± 0.03
		12	2.40 ± 0.92	0.05 ± 0.02	3.20 ± 0.87	0.02 ± 0.02
SMoE ($k = 2$)	CIFAR-10	1	2.30 ± 2.06	3.09 ± 1.21	3.20 ± 2.75	2.24 ± 0.90
		4	2.90 ± 0.59	1.16 ± 1.00	2.80 ± 0.83	1.75 ± 1.00
		8	3.40 ± 1.47	0.07 ± 0.03	3.00 ± 1.74	0.04 ± 0.02
		12	3.60 ± 1.21	0.12 ± 0.08	4.70 ± 2.05	0.07 ± 0.03
	CIFAR-100	1	2.10 ± 1.85	3.52 ± 2.26	2.40 ± 0.93	2.05 ± 2.95
		4	2.00 ± 0.67	1.81 ± 1.28	2.90 ± 0.73	1.02 ± 2.41
		8	4.30 ± 1.60	0.09 ± 0.03	3.10 ± 1.02	0.11 ± 0.08
		12	2.60 ± 1.03	0.11 ± 0.08	2.70 ± 0.89	0.03 ± 0.06
DeepSeekMoE ($k = 2, s = 1$)	CIFAR-10	1	2.80 ± 2.20	2.95 ± 1.15	3.30 ± 2.40	2.60 ± 0.85
		4	3.10 ± 0.80	1.40 ± 1.13	2.90 ± 0.90	1.60 ± 1.30
		8	3.60 ± 1.32	0.09 ± 0.04	3.40 ± 1.10	0.07 ± 0.03
		12	3.20 ± 1.00	0.06 ± 0.02	3.00 ± 0.87	0.05 ± 0.02
	CIFAR-100	1	2.54 ± 1.90	3.20 ± 2.00	2.80 ± 2.00	2.90 ± 1.80
		4	2.90 ± 0.70	1.60 ± 1.20	3.10 ± 0.80	1.40 ± 1.00
		8	3.80 ± 1.43	0.10 ± 0.03	3.50 ± 1.20	0.08 ± 0.04
		12	2.70 ± 0.90	0.07 ± 0.02	2.90 ± 0.70	0.06 ± 0.03

G.5 Ablation Study on Number of Layers

Table 11: Ablation Study on varying the number of Transformer layers and all MoE variants Integration in ViT for CIFAR-10. The ratios of metrics (loss barrier, loss AUC, accuracy barrier, and accuracy AUC) compare Algorithm 1 to naive interpolation. For full table results (non-raio), kindly refer to Tables 12 and 13

Method	Number of layers	Layer replaced	Loss barrier ratio (%) ↓	Loss AUC ratio (%) ↓	Acc. barrier ratio (%) ↓	Acc. AUC ratio (%) ↓
MoE	2	1	8.54 ± 1.53	8.73 ± 1.68	8.39 ± 1.42	8.01 ± 1.39
		2	9.33 ± 2.04	8.94 ± 1.92	9.10 ± 2.19	8.83 ± 2.22
	4	1	8.29 ± 1.63	8.08 ± 1.59	7.41 ± 1.45	6.43 ± 1.09
		2	10.19 ± 3.43	10.19 ± 3.16	10.21 ± 5.26	9.08 ± 5.33
		3	8.50 ± 1.82	7.83 ± 1.89	9.82 ± 2.58	8.70 ± 2.58
		4	5.12 ± 0.67	4.60 ± 0.65	4.17 ± 1.68	4.58 ± 1.01
	6	1	4.16 ± 1.47	4.96 ± 2.31	3.64 ± 1.00	4.13 ± 1.55
		2	6.78 ± 4.80	7.71 ± 3.09	7.27 ± 5.73	8.98 ± 2.94
		3	9.69 ± 4.92	8.62 ± 5.46	9.03 ± 3.31	8.14 ± 3.57
		4	10.83 ± 5.61	12.01 ± 6.42	8.92 ± 2.21	10.00 ± 7.30
		5	9.56 ± 4.52	11.72 ± 5.59	8.72 ± 2.89	11.01 ± 3.83
		6	6.90 ± 3.54	9.67 ± 6.59	7.16 ± 3.98	9.69 ± 3.11
SMoE ($k = 2$)	2	1	8.93 ± 0.92	9.34 ± 1.23	9.36 ± 1.33	8.84 ± 1.40
		2	7.55 ± 1.39	6.62 ± 1.35	9.10 ± 2.88	7.29 ± 2.78
	4	1	8.96 ± 1.54	8.83 ± 1.64	8.66 ± 2.07	8.21 ± 1.91
		2	9.62 ± 2.68	10.07 ± 3.50	9.41 ± 3.04	9.67 ± 3.52
		3	13.31 ± 1.49	12.44 ± 2.06	11.37 ± 3.01	13.63 ± 3.17
		4	9.17 ± 1.40	9.36 ± 1.48	10.97 ± 2.77	12.52 ± 2.57
	6	1	2.37 ± 1.92	2.65 ± 1.34	2.25 ± 2.71	4.67 ± 2.38
		2	10.09 ± 3.11	9.26 ± 3.19	8.35 ± 3.37	8.36 ± 2.38
		3	11.22 ± 6.25	10.17 ± 8.52	12.10 ± 7.04	12.80 ± 10.77
		4	8.76 ± 2.06	12.16 ± 2.22	13.09 ± 5.49	10.85 ± 7.21
		5	14.39 ± 7.82	14.66 ± 9.10	11.82 ± 9.19	12.45 ± 7.85
		6	6.38 ± 5.01	9.56 ± 3.79	11.96 ± 11.93	10.93 ± 15.06
DeepSeekMoE ($k = 2, r = 1$)	2	1	8.94 ± 1.95	9.12 ± 2.10	7.96 ± 1.59	7.88 ± 1.90
		2	9.25 ± 0.37	8.27 ± 0.44	12.00 ± 1.35	11.14 ± 1.73
	4	1	8.65 ± 1.01	8.56 ± 1.19	7.17 ± 0.99	6.46 ± 0.88
		2	10.80 ± 3.77	10.88 ± 3.69	10.45 ± 4.91	9.92 ± 4.83
		3	7.90 ± 1.79	8.82 ± 1.87	10.21 ± 2.44	9.02 ± 2.52
		4	8.35 ± 1.20	8.29 ± 1.39	9.29 ± 2.75	7.04 ± 3.14
	6	1	6.29 ± 5.00	6.17 ± 3.48	8.07 ± 5.34	8.35 ± 5.65
		2	8.03 ± 1.79	9.16 ± 2.10	7.88 ± 3.66	8.54 ± 3.93
		3	9.27 ± 4.25	9.29 ± 3.19	12.93 ± 2.18	11.56 ± 5.58
		4	10.80 ± 2.18	12.72 ± 1.52	7.34 ± 3.64	8.99 ± 5.10
		5	13.77 ± 2.27	13.03 ± 7.01	11.14 ± 5.47	13.28 ± 3.32
		6	9.82 ± 2.99	8.38 ± 4.81	8.92 ± 4.22	8.14 ± 3.48

Table 12: Ablation study results on CIFAR-10 for LMC in ViT with layer replacements of all MoE variants, reporting test set **loss**. We evaluate the loss metrics for linear interpolation using our proposed Algorithm 1 against naive linear interpolation. Metrics include the loss barrier and loss Area Under the Curve (AUC), with AUC computed relative to the straight line connecting the two model endpoints. Each experiment is repeated *five* times, and LMC is performed on *ten* model pairs. Additionally, we report loss values across five models to provide enhanced context. To improve readability, all metrics are scaled up by a factor of 10^2 .

Method	Number of layers	Layer replaced	WM loss barrier ↓	Naive loss barrier ↓	WM loss AUC ↓	Naive loss AUC ↓	Loss value ↓
MoE	2	1	3.14 ± 0.55	34.22 ± 1.25	1.45 ± 0.28	16.11 ± 0.74	99.04 ± 0.92
		2	2.84 ± 0.44	33.54 ± 1.12	1.38 ± 0.15	17.53 ± 0.57	104.52 ± 0.81
	4	1	9.48 ± 1.36	115.56 ± 10.19	4.25 ± 0.68	53.07 ± 4.54	97.00 ± 0.59
		2	6.59 ± 2.12	64.73 ± 2.05	3.71 ± 1.11	36.39 ± 0.96	91.74 ± 0.87
		3	4.20 ± 0.90	48.23 ± 0.92	2.21 ± 0.53	28.23 ± 0.50	88.06 ± 1.30
		4	2.76 ± 0.38	53.92 ± 0.80	1.42 ± 0.22	31.01 ± 0.54	86.15 ± 0.33
	6	1	1.42 ± 0.44	37.47 ± 8.47	0.74 ± 0.30	18.73 ± 3.30	90.35 ± 1.15
		2	0.47 ± 0.32	7.09 ± 0.60	0.27 ± 0.10	3.53 ± 0.30	88.73 ± 0.39
		3	0.33 ± 0.17	3.42 ± 0.22	0.13 ± 0.08	1.60 ± 0.14	88.26 ± 0.50
		4	0.14 ± 0.08	1.36 ± 0.33	0.07 ± 0.04	0.64 ± 0.16	86.48 ± 0.17
		5	0.14 ± 0.06	1.68 ± 0.44	0.08 ± 0.03	0.83 ± 0.21	85.92 ± 0.46
		6	0.23 ± 0.11	2.46 ± 0.29	0.12 ± 0.04	1.26 ± 0.21	88.61 ± 0.33
SMoE ($k = 2$)	2	1	2.95 ± 0.24	33.17 ± 1.01	1.39 ± 0.16	14.95 ± 0.51	98.88 ± 0.86
		2	2.52 ± 0.46	33.46 ± 0.67	1.20 ± 0.25	18.12 ± 0.48	105.59 ± 0.37
	4	1	10.45 ± 1.99	116.54 ± 8.34	4.75 ± 1.01	53.65 ± 3.97	96.73 ± 0.85
		2	8.31 ± 0.83	86.88 ± 3.25	4.73 ± 0.57	47.40 ± 1.91	90.80 ± 1.02
		3	4.73 ± 0.62	35.49 ± 1.34	2.59 ± 0.49	20.78 ± 0.80	86.29 ± 0.24
		4	4.48 ± 0.70	48.84 ± 0.68	2.68 ± 0.44	28.62 ± 0.44	82.33 ± 0.37
	6	1	2.12 ± 0.67	34.23 ± 7.22	1.28 ± 0.35	12.59 ± 2.67	90.25 ± 1.00
		2	0.75 ± 0.29	7.28 ± 0.83	0.34 ± 0.15	3.59 ± 0.43	88.99 ± 0.65
		3	0.34 ± 0.19	3.28 ± 0.30	0.15 ± 0.06	1.76 ± 0.13	87.69 ± 0.52
		4	0.26 ± 0.14	2.78 ± 0.38	0.14 ± 0.07	1.35 ± 0.19	86.08 ± 0.40
		5	0.22 ± 0.11	2.50 ± 0.04	0.11 ± 0.05	1.25 ± 0.02	86.08 ± 0.34
		6	0.23 ± 0.18	3.63 ± 0.17	0.13 ± 0.08	1.93 ± 0.10	88.38 ± 0.36
DeepSeekMoE ($k = 2, s = 1$)	2	1	3.00 ± 0.61	33.63 ± 1.30	1.37 ± 0.27	15.14 ± 0.73	98.41 ± 1.06
		2	3.07 ± 0.21	33.16 ± 1.26	1.50 ± 0.11	18.18 ± 0.72	105.92 ± 0.53
	4	1	10.57 ± 1.57	122.13 ± 10.50	4.91 ± 0.84	57.32 ± 4.89	97.71 ± 1.26
		2	5.85 ± 2.14	54.13 ± 2.27	2.90 ± 1.26	30.17 ± 1.35	90.89 ± 0.52
		3	2.67 ± 0.65	33.36 ± 1.47	1.35 ± 0.40	19.48 ± 0.89	86.37 ± 0.43
		4	4.11 ± 0.61	49.18 ± 0.95	2.37 ± 0.41	28.49 ± 0.55	82.26 ± 0.39
	6	1	2.25 ± 0.82	39.42 ± 6.23	1.14 ± 0.38	18.88 ± 3.32	91.32 ± 0.25
		2	2.88 ± 0.57	28.53 ± 1.26	1.56 ± 0.32	15.97 ± 0.69	89.50 ± 1.05
		3	0.56 ± 0.12	7.90 ± 0.18	0.26 ± 0.06	3.90 ± 0.12	88.22 ± 0.57
		4	0.24 ± 0.16	3.07 ± 0.34	0.12 ± 0.03	1.53 ± 0.14	86.09 ± 0.40
		5	0.32 ± 0.17	3.39 ± 0.31	0.16 ± 0.08	1.63 ± 0.13	86.10 ± 0.51
		6	0.23 ± 0.08	2.61 ± 0.53	0.14 ± 0.04	1.43 ± 0.32	89.27 ± 0.57

Table 13: Ablation study results on CIFAR-10 for LMC in ViT with layer replacements of all MoE variants, reporting test set **accuracy**. We evaluate the accuracy metrics for linear interpolation using our proposed Algorithm 1 against naive linear interpolation. Metrics include the accuracy barrier and accuracy Area Under the Curve (AUC), with AUC computed relative to the straight line connecting the two model endpoints. Each experiment is repeated *five* times, and LMC is performed on *ten* model pairs. Additionally, we report accuracy values across five models to provide enhanced context. To improve readability, all metrics are scaled up by a factor of 10^2 .

Method	Number of layers	Layer replaced	WM acc. barrier ↓	Naive acc. barrier ↓	WM acc. AUC ↓	Naive acc. barrier ↓	Acc. value ↑
MoE	2	1	0.91 ± 0.28	12.33 ± 1.28	0.44 ± 0.15	5.89 ± 0.54	66.53 ± 3.30
		2	0.76 ± 0.21	7.85 ± 2.31	0.33 ± 0.08	3.77 ± 1.11	63.65 ± 0.47
	4	1	2.10 ± 0.42	28.36 ± 1.85	0.86 ± 0.16	13.43 ± 0.99	72.48 ± 0.68
		2	1.41 ± 0.71	13.83 ± 0.53	0.75 ± 0.41	7.88 ± 0.29	73.43 ± 0.61
		3	0.67 ± 0.17	6.84 ± 0.24	0.35 ± 0.09	4.00 ± 0.12	73.64 ± 0.20
		4	0.23 ± 0.09	5.48 ± 0.19	0.14 ± 0.03	3.05 ± 0.14	73.58 ± 0.19
	6	1	0.50 ± 0.13	13.95 ± 2.20	0.24 ± 0.07	5.71 ± 0.93	74.29 ± 0.35
		2	0.35 ± 0.10	2.49 ± 0.36	0.12 ± 0.04	1.23 ± 0.21	74.65 ± 0.44
		3	0.14 ± 0.05	1.48 ± 0.28	0.05 ± 0.02	0.72 ± 0.14	74.72 ± 0.46
		4	0.05 ± 0.08	1.33 ± 0.43	0.03 ± 0.05	0.68 ± 0.24	74.46 ± 0.12
		5	0.05 ± 0.03	0.59 ± 0.05	0.02 ± 0.01	0.28 ± 0.02	74.62 ± 0.08
		6	0.06 ± 0.04	0.61 ± 0.12	0.03 ± 0.02	0.30 ± 0.05	74.25 ± 0.21
SMoE ($k = 2$)	2	1	1.07 ± 0.15	11.42 ± 0.22	0.46 ± 0.07	5.20 ± 0.09	65.27 ± 0.69
		2	0.58 ± 0.17	6.41 ± 0.24	0.26 ± 0.10	3.63 ± 0.13	62.58 ± 0.16
	4	1	2.48 ± 0.66	28.55 ± 1.55	1.12 ± 0.29	13.52 ± 0.81	72.26 ± 0.60
		2	1.78 ± 0.23	19.00 ± 0.71	0.97 ± 0.15	10.16 ± 0.36	73.12 ± 0.40
		3	0.87 ± 0.17	4.98 ± 0.32	0.38 ± 0.10	2.78 ± 0.22	73.58 ± 0.33
		4	0.79 ± 0.14	5.29 ± 0.31	0.40 ± 0.09	3.15 ± 0.15	73.60 ± 0.44
	6	1	0.30 ± 0.38	12.61 ± 2.27	0.28 ± 0.11	5.11 ± 0.86	74.09 ± 0.28
		2	0.29 ± 0.16	2.85 ± 0.37	0.13 ± 0.08	1.48 ± 0.22	74.81 ± 0.47
		3	0.18 ± 0.14	1.36 ± 0.18	0.10 ± 0.06	0.95 ± 0.10	74.97 ± 0.30
		4	0.18 ± 0.07	1.35 ± 0.05	0.08 ± 0.02	0.76 ± 0.03	74.60 ± 0.24
		5	0.19 ± 0.09	1.45 ± 0.08	0.09 ± 0.04	0.77 ± 0.05	74.72 ± 0.24
		6	0.19 ± 0.08	1.60 ± 0.14	0.08 ± 0.02	0.89 ± 0.09	74.15 ± 0.28
DeepSeekMoE ($k = 2, s = 1$)	2	1	0.92 ± 0.18	11.64 ± 0.48	0.42 ± 0.10	5.29 ± 0.25	65.43 ± 0.30
		2	0.78 ± 0.11	6.45 ± 0.31	0.41 ± 0.08	3.67 ± 0.21	62.55 ± 0.27
	4	1	2.07 ± 0.31	28.85 ± 1.64	0.90 ± 0.13	13.93 ± 0.91	71.57 ± 0.84
		2	1.77 ± 0.56	12.14 ± 0.50	0.67 ± 0.32	6.74 ± 0.24	73.70 ± 0.14
		3	1.01 ± 0.14	9.80 ± 0.28	0.55 ± 0.08	4.91 ± 0.17	73.72 ± 0.20
		4	0.52 ± 0.15	5.60 ± 0.14	0.23 ± 0.10	3.22 ± 0.11	73.89 ± 0.30
	6	1	2.43 ± 0.73	30.80 ± 2.43	0.99 ± 0.31	14.06 ± 0.90	74.26 ± 0.19
		2	0.95 ± 0.19	12.63 ± 0.43	0.47 ± 0.10	7.37 ± 0.18	74.51 ± 0.14
		3	0.39 ± 0.13	4.85 ± 0.14	0.20 ± 0.06	2.44 ± 0.09	74.98 ± 0.19
		4	0.14 ± 0.07	2.29 ± 0.08	0.10 ± 0.04	1.13 ± 0.03	74.70 ± 0.16
		5	0.12 ± 0.03	1.39 ± 0.08	0.08 ± 0.02	0.66 ± 0.04	74.62 ± 0.14
		6	0.16 ± 0.07	1.74 ± 0.12	0.06 ± 0.04	0.88 ± 0.05	74.31 ± 0.49

H Broader Impact

The investigation into Linear Mode Connectivity (LMC) within Mixture-of-Experts (MoE) architectures presents both potential positive and negative societal implications. On the positive side, this work could lead to more efficient training methods for MoE models, enhancing their scalability and computational efficiency. Such advancements may democratize access to advanced AI technologies, enabling researchers and developers with limited resources to leverage powerful models for innovative applications. Furthermore, the insights gained into the optimization dynamics and functional landscape of neural networks could contribute to the development of models that generalize more effectively, thereby improving the reliability and robustness of AI systems in critical domains such as healthcare, finance, and autonomous systems. Additionally, this research enriches the broader AI community’s understanding of neural network loss landscapes, fostering further theoretical and practical advancements.

It is important to note that while these potential impacts are significant, the primary contribution of this work lies in its theoretical and foundational insights. The actual societal ramifications will largely depend on how these insights are applied and governed in practical settings. As such, responsible development and deployment practices, coupled with ongoing research into bias mitigation and ethical AI, are essential to maximizing the benefits and minimizing the risks associated with advancements in MoE architectures.

NeurIPS Paper Checklist

1. Claims

Question: Do the main claims made in the abstract and introduction accurately reflect the paper's contributions and scope?

Answer: [\[Yes\]](#)

Justification: The claims made in the abstract and introduction are clearly stated in the **Contribution** in the Introduction. We provide mathematical contexts in Section 2, which provides background on LMC and MoE architectures. We introduce the concept of the weight space of MoE architectures and define a group action on this space that preserves the functional behavior of MoE models, aligning with the claim of defining such a space and action in Section 3. We present two core results concerning functional equivalence in MoE models, demonstrating that the proposed group action characterizes all inherent symmetries of the MoE gating mechanism in Section 4. We develop a Weight Matching algorithm that enables alignment between independently trained MoEs in Section 5. We provide empirical evidence of LMC across a wide range of MoE configurations and additional experiments to support our work in Section 6.

Guidelines:

- The answer NA means that the abstract and introduction do not include the claims made in the paper.
- The abstract and/or introduction should clearly state the claims made, including the contributions made in the paper and important assumptions and limitations. A No or NA answer to this question will not be perceived well by the reviewers.
- The claims made should match theoretical and experimental results, and reflect how much the results can be expected to generalize to other settings.
- It is fine to include aspirational goals as motivation as long as it is clear that these goals are not attained by the paper.

2. Limitations

Question: Does the paper discuss the limitations of the work performed by the authors?

Answer: [\[Yes\]](#)

Justification: The limitations are discussed in the the Conclusion.

Guidelines:

- The answer NA means that the paper has no limitation while the answer No means that the paper has limitations, but those are not discussed in the paper.
- The authors are encouraged to create a separate "Limitations" section in their paper.
- The paper should point out any strong assumptions and how robust the results are to violations of these assumptions (e.g., independence assumptions, noiseless settings, model well-specification, asymptotic approximations only holding locally). The authors should reflect on how these assumptions might be violated in practice and what the implications would be.
- The authors should reflect on the scope of the claims made, e.g., if the approach was only tested on a few datasets or with a few runs. In general, empirical results often depend on implicit assumptions, which should be articulated.
- The authors should reflect on the factors that influence the performance of the approach. For example, a facial recognition algorithm may perform poorly when image resolution is low or images are taken in low lighting. Or a speech-to-text system might not be used reliably to provide closed captions for online lectures because it fails to handle technical jargon.
- The authors should discuss the computational efficiency of the proposed algorithms and how they scale with dataset size.
- If applicable, the authors should discuss possible limitations of their approach to address problems of privacy and fairness.

- While the authors might fear that complete honesty about limitations might be used by reviewers as grounds for rejection, a worse outcome might be that reviewers discover limitations that aren't acknowledged in the paper. The authors should use their best judgment and recognize that individual actions in favor of transparency play an important role in developing norms that preserve the integrity of the community. Reviewers will be specifically instructed to not penalize honesty concerning limitations.

3. Theory assumptions and proofs

Question: For each theoretical result, does the paper provide the full set of assumptions and a complete (and correct) proof?

Answer: [\[Yes\]](#)

Justification: All theoretical results in the paper are given together with the full set of assumptions and complete/correct proofs (See Sections 3, 4, 5 and Appendices A, B, C, D in our manuscript).

Guidelines:

- The answer NA means that the paper does not include theoretical results.
- All the theorems, formulas, and proofs in the paper should be numbered and cross-referenced.
- All assumptions should be clearly stated or referenced in the statement of any theorems.
- The proofs can either appear in the main paper or the supplemental material, but if they appear in the supplemental material, the authors are encouraged to provide a short proof sketch to provide intuition.
- Inversely, any informal proof provided in the core of the paper should be complemented by formal proofs provided in appendix or supplemental material.
- Theorems and Lemmas that the proof relies upon should be properly referenced.

4. Experimental result reproducibility

Question: Does the paper fully disclose all the information needed to reproduce the main experimental results of the paper to the extent that it affects the main claims and/or conclusions of the paper (regardless of whether the code and data are provided or not)?

Answer: [\[Yes\]](#)

Justification: We provide the experiment details in the Experiment Details Section (Appendix F) in the Appendix of our manuscript. We also provide the source code so that the results in the paper can be easily reproduced.

Guidelines:

- The answer NA means that the paper does not include experiments.
- If the paper includes experiments, a No answer to this question will not be perceived well by the reviewers: Making the paper reproducible is important, regardless of whether the code and data are provided or not.
- If the contribution is a dataset and/or model, the authors should describe the steps taken to make their results reproducible or verifiable.
- Depending on the contribution, reproducibility can be accomplished in various ways. For example, if the contribution is a novel architecture, describing the architecture fully might suffice, or if the contribution is a specific model and empirical evaluation, it may be necessary to either make it possible for others to replicate the model with the same dataset, or provide access to the model. In general, releasing code and data is often one good way to accomplish this, but reproducibility can also be provided via detailed instructions for how to replicate the results, access to a hosted model (e.g., in the case of a large language model), releasing of a model checkpoint, or other means that are appropriate to the research performed.
- While NeurIPS does not require releasing code, the conference does require all submissions to provide some reasonable avenue for reproducibility, which may depend on the nature of the contribution. For example
 - (a) If the contribution is primarily a new algorithm, the paper should make it clear how to reproduce that algorithm.

- (b) If the contribution is primarily a new model architecture, the paper should describe the architecture clearly and fully.
- (c) If the contribution is a new model (e.g., a large language model), then there should either be a way to access this model for reproducing the results or a way to reproduce the model (e.g., with an open-source dataset or instructions for how to construct the dataset).
- (d) We recognize that reproducibility may be tricky in some cases, in which case authors are welcome to describe the particular way they provide for reproducibility. In the case of closed-source models, it may be that access to the model is limited in some way (e.g., to registered users), but it should be possible for other researchers to have some path to reproducing or verifying the results.

5. Open access to data and code

Question: Does the paper provide open access to the data and code, with sufficient instructions to faithfully reproduce the main experimental results, as described in supplemental material?

Answer: [\[Yes\]](#)

Justification: We provide the source code in the Supplemental Materials so that the results in the paper can be easily reproduced. We verify our proposed methods using public benchmarks (See the Experimental Results Section, i.e., Section 6, in our manuscript)

Guidelines:

- The answer NA means that paper does not include experiments requiring code.
- Please see the NeurIPS code and data submission guidelines (<https://nips.cc/public/guides/CodeSubmissionPolicy>) for more details.
- While we encourage the release of code and data, we understand that this might not be possible, so “No” is an acceptable answer. Papers cannot be rejected simply for not including code, unless this is central to the contribution (e.g., for a new open-source benchmark).
- The instructions should contain the exact command and environment needed to run to reproduce the results. See the NeurIPS code and data submission guidelines (<https://nips.cc/public/guides/CodeSubmissionPolicy>) for more details.
- The authors should provide instructions on data access and preparation, including how to access the raw data, preprocessed data, intermediate data, and generated data, etc.
- The authors should provide scripts to reproduce all experimental results for the new proposed method and baselines. If only a subset of experiments are reproducible, they should state which ones are omitted from the script and why.
- At submission time, to preserve anonymity, the authors should release anonymized versions (if applicable).
- Providing as much information as possible in supplemental material (appended to the paper) is recommended, but including URLs to data and code is permitted.

6. Experimental setting/details

Question: Does the paper specify all the training and test details (e.g., data splits, hyper-parameters, how they were chosen, type of optimizer, etc.) necessary to understand the results?

Answer: [\[Yes\]](#)

Justification: We specify all the training and test details necessary to understand the results in the Experimental Results Section (Section 6) in the maintext and the Experiment Details Section (Appendix F) in the Appendix of our manuscript.

Guidelines:

- The answer NA means that the paper does not include experiments.
- The experimental setting should be presented in the core of the paper to a level of detail that is necessary to appreciate the results and make sense of them.
- The full details can be provided either with the code, in appendix, or as supplemental material.

7. Experiment statistical significance

Question: Does the paper report error bars suitably and correctly defined or other appropriate information about the statistical significance of the experiments?

Answer: [Yes]

Justification: We report error bars suitably and correctly defined of the experiments.

Guidelines:

- The answer NA means that the paper does not include experiments.
- The authors should answer "Yes" if the results are accompanied by error bars, confidence intervals, or statistical significance tests, at least for the experiments that support the main claims of the paper.
- The factors of variability that the error bars are capturing should be clearly stated (for example, train/test split, initialization, random drawing of some parameter, or overall run with given experimental conditions).
- The method for calculating the error bars should be explained (closed form formula, call to a library function, bootstrap, etc.)
- The assumptions made should be given (e.g., Normally distributed errors).
- It should be clear whether the error bar is the standard deviation or the standard error of the mean.
- It is OK to report 1-sigma error bars, but one should state it. The authors should preferably report a 2-sigma error bar than state that they have a 96% CI, if the hypothesis of Normality of errors is not verified.
- For asymmetric distributions, the authors should be careful not to show in tables or figures symmetric error bars that would yield results that are out of range (e.g. negative error rates).
- If error bars are reported in tables or plots, The authors should explain in the text how they were calculated and reference the corresponding figures or tables in the text.

8. Experiments compute resources

Question: For each experiment, does the paper provide sufficient information on the computer resources (type of compute workers, memory, time of execution) needed to reproduce the experiments?

Answer: [Yes]

Justification: We provide sufficient information on the computer resources for all experiments in our Experimental Results Section (Section 6) and Appendix F.

Guidelines:

- The answer NA means that the paper does not include experiments.
- The paper should indicate the type of compute workers CPU or GPU, internal cluster, or cloud provider, including relevant memory and storage.
- The paper should provide the amount of compute required for each of the individual experimental runs as well as estimate the total compute.
- The paper should disclose whether the full research project required more compute than the experiments reported in the paper (e.g., preliminary or failed experiments that didn't make it into the paper).

9. Code of ethics

Question: Does the research conducted in the paper conform, in every respect, with the NeurIPS Code of Ethics <https://neurips.cc/public/EthicsGuidelines>?

Answer: [Yes]

Justification: The research conducted in the paper conforms, in every respect, with the NeurIPS Code of Ethics.

Guidelines:

- The answer NA means that the authors have not reviewed the NeurIPS Code of Ethics.

- If the authors answer No, they should explain the special circumstances that require a deviation from the Code of Ethics.
- The authors should make sure to preserve anonymity (e.g., if there is a special consideration due to laws or regulations in their jurisdiction).

10. **Broader impacts**

Question: Does the paper discuss both potential positive societal impacts and negative societal impacts of the work performed?

Answer: [\[Yes\]](#)

Justification: We discuss broader impacts in Appendix H.

Guidelines:

- The answer NA means that there is no societal impact of the work performed.
- If the authors answer NA or No, they should explain why their work has no societal impact or why the paper does not address societal impact.
- Examples of negative societal impacts include potential malicious or unintended uses (e.g., disinformation, generating fake profiles, surveillance), fairness considerations (e.g., deployment of technologies that could make decisions that unfairly impact specific groups), privacy considerations, and security considerations.
- The conference expects that many papers will be foundational research and not tied to particular applications, let alone deployments. However, if there is a direct path to any negative applications, the authors should point it out. For example, it is legitimate to point out that an improvement in the quality of generative models could be used to generate deepfakes for disinformation. On the other hand, it is not needed to point out that a generic algorithm for optimizing neural networks could enable people to train models that generate Deepfakes faster.
- The authors should consider possible harms that could arise when the technology is being used as intended and functioning correctly, harms that could arise when the technology is being used as intended but gives incorrect results, and harms following from (intentional or unintentional) misuse of the technology.
- If there are negative societal impacts, the authors could also discuss possible mitigation strategies (e.g., gated release of models, providing defenses in addition to attacks, mechanisms for monitoring misuse, mechanisms to monitor how a system learns from feedback over time, improving the efficiency and accessibility of ML).

11. **Safeguards**

Question: Does the paper describe safeguards that have been put in place for responsible release of data or models that have a high risk for misuse (e.g., pretrained language models, image generators, or scraped datasets)?

Answer: [\[NA\]](#)

Justification: The paper poses no such risks.

Guidelines:

- The answer NA means that the paper poses no such risks.
- Released models that have a high risk for misuse or dual-use should be released with necessary safeguards to allow for controlled use of the model, for example by requiring that users adhere to usage guidelines or restrictions to access the model or implementing safety filters.
- Datasets that have been scraped from the Internet could pose safety risks. The authors should describe how they avoided releasing unsafe images.
- We recognize that providing effective safeguards is challenging, and many papers do not require this, but we encourage authors to take this into account and make a best faith effort.

12. **Licenses for existing assets**

Question: Are the creators or original owners of assets (e.g., code, data, models), used in the paper, properly credited and are the license and terms of use explicitly mentioned and properly respected?

Answer: [\[Yes\]](#)

Justification: We cite the githubs we use and the baselines we compare with in our manuscript. All the assets used in the paper are properly cited.

Guidelines:

- The answer NA means that the paper does not use existing assets.
- The authors should cite the original paper that produced the code package or dataset.
- The authors should state which version of the asset is used and, if possible, include a URL.
- The name of the license (e.g., CC-BY 4.0) should be included for each asset.
- For scraped data from a particular source (e.g., website), the copyright and terms of service of that source should be provided.
- If assets are released, the license, copyright information, and terms of use in the package should be provided. For popular datasets, paperswithcode.com/datasets has curated licenses for some datasets. Their licensing guide can help determine the license of a dataset.
- For existing datasets that are re-packaged, both the original license and the license of the derived asset (if it has changed) should be provided.
- If this information is not available online, the authors are encouraged to reach out to the asset's creators.

13. **New assets**

Question: Are new assets introduced in the paper well documented and is the documentation provided alongside the assets?

Answer: [\[Yes\]](#)

Justification: We include details about training and implementation in Appendix F, and code in supplementary materials. The new assets provided in the paper are well documented, and the documentation is provided alongside the assets.

Guidelines:

- The answer NA means that the paper does not release new assets.
- Researchers should communicate the details of the dataset/code/model as part of their submissions via structured templates. This includes details about training, license, limitations, etc.
- The paper should discuss whether and how consent was obtained from people whose asset is used.
- At submission time, remember to anonymize your assets (if applicable). You can either create an anonymized URL or include an anonymized zip file.

14. **Crowdsourcing and research with human subjects**

Question: For crowdsourcing experiments and research with human subjects, does the paper include the full text of instructions given to participants and screenshots, if applicable, as well as details about compensation (if any)?

Answer: [\[NA\]](#)

Justification: The paper does not involve crowdsourcing or research with human subjects.

Guidelines:

- The answer NA means that the paper does not involve crowdsourcing nor research with human subjects.
- Including this information in the supplemental material is fine, but if the main contribution of the paper involves human subjects, then as much detail as possible should be included in the main paper.
- According to the NeurIPS Code of Ethics, workers involved in data collection, curation, or other labor should be paid at least the minimum wage in the country of the data collector.

15. **Institutional review board (IRB) approvals or equivalent for research with human subjects**

Question: Does the paper describe potential risks incurred by study participants, whether such risks were disclosed to the subjects, and whether Institutional Review Board (IRB) approvals (or an equivalent approval/review based on the requirements of your country or institution) were obtained?

Answer: [NA]

Justification: The paper does not involve research with human subjects.

Guidelines:

- The answer NA means that the paper does not involve crowdsourcing nor research with human subjects.
- Depending on the country in which research is conducted, IRB approval (or equivalent) may be required for any human subjects research. If you obtained IRB approval, you should clearly state this in the paper.
- We recognize that the procedures for this may vary significantly between institutions and locations, and we expect authors to adhere to the NeurIPS Code of Ethics and the guidelines for their institution.
- For initial submissions, do not include any information that would break anonymity (if applicable), such as the institution conducting the review.

16. **Declaration of LLM usage**

Question: Does the paper describe the usage of LLMs if it is an important, original, or non-standard component of the core methods in this research? Note that if the LLM is used only for writing, editing, or formatting purposes and does not impact the core methodology, scientific rigor, or originality of the research, declaration is not required.

Answer: [NA]

Justification: The core methodological contributions of this research does NOT rely on LLMs in any any important, original, or non-standard way.

Guidelines:

- The answer NA means that the core method development in this research does not involve LLMs as any important, original, or non-standard components.
- Please refer to our LLM policy (<https://neurips.cc/Conferences/2025/LLM>) for what should or should not be described.