

VIDEOAGENT: PERSONALIZED SYNTHESIS OF SCIENTIFIC VIDEOS

Xiao Liang*, Bangxin Li*, Zixuan Chen, Hanyue Zheng, Zhi Ma†, Di Wang, Cong Tian, Quan Wang†

School of Computer Science and Technology, Xidian University

ABSTRACT

Automating the generation of scientific videos is a crucial yet challenging task for effective knowledge dissemination. However, existing works on document automation primarily focus on static media such as posters and slides, lacking mechanisms for personalized dynamic orchestration and multimodal content synchronization. To address these challenges, we introduce *VideoAgent*, a novel multi-agent framework that synthesizes personalized scientific videos through a conversational interface. *VideoAgent* parses a source paper into a fine-grained asset library and, guided by user requirements, orchestrates a narrative flow that synthesizes both static slides and dynamic animations to explain complex concepts. To enable rigorous evaluation, we also propose *SciVidEval*, the first comprehensive suite for this task, which combines automated metrics for multimodal content quality and synchronization with a Video-Quiz-based human evaluation to measure knowledge transfer. Extensive experiments demonstrate that our method significantly outperforms existing commercial scientific video generation services and approaches human-level quality in scientific communication. Code and data are available at: <https://github.com/ZX-Chan/VideoAgent>

Index Terms— Scientific video synthesis, Multi-agent systems

1. INTRODUCTION

The ultimate value of scientific research lies in its effective dissemination and application. Compared to static posters or slides, video offers unique advantages in vividly illustrating dynamic processes and engaging broader audiences, making it an increasingly vital medium for communication [1]. However, transforming a dense paper—filled with specialized terminology, data charts, and complex logic—into such a compelling video is a demanding task. While recent works on automated poster generation [2, 3, 4, 5] and slide presentation creation [6, 7] have made significant strides in multimodal information extraction and perceptual layout for static pages, synthesizing a compelling video is not a simple extension of these techniques and requires addressing the following core

challenges: 1) **Personalized and Dynamic Orchestration**. This requires moving beyond fixed templates to user-guided synthesis, discerning when to use static slides or dynamic animations to best convey complex ideas. 2) **Multimodal Content Synchronization**. This requires a mechanism to ensure both temporal and semantic consistency between the generated narration and its corresponding visual stream.

To address these challenges, we introduce *VideoAgent*, a novel multi-stage framework that generates personalized scientific presentation videos through an intuitive conversational interface, as illustrated in Figure 1. The framework first parses the source paper PDF, decomposing it into a fine-grained library of multimodal assets, including precisely extracted text, figures, tables, and equations. An interactive requirement analyzer then translates user requirements, such as target audience and desired length, into a configuration. Subsequently, a personalized planner orchestrates the presentation flow, generating static slides via `python-pptx` and, crucially, dynamic animations via `python-manim` to illustrate complex concepts vividly. Finally, the multimodal synthesizer integrates all visual and audio assets to produce a comprehensive video, complete with synchronized narration and subtitles. We evaluate the framework using *SciVidEval*, a comprehensive methodology we introduce that combines automated metrics with human assessment. Its automated component assesses videos across three core dimensions: narration quality, visual quality, and audio-visual synchronization. To directly measure knowledge transfer, this analysis is complemented by a Video-Quiz-based human evaluation. For this, we task graduate students with answering automatically generated multiple-choice questions on core concepts based solely on watching the video. Their resulting accuracy serves as a direct measure of the video’s efficacy in conveying key scientific insights. Our main contributions are threefold:

- We propose *VideoAgent*, a novel framework for scientific video synthesis that orchestrates the composition of both static slides and dynamic animations from a source paper.
- We introduce *SciVidEval*, a benchmark combining automated metrics for multimodal quality and synchronization with a video-quiz assessing knowledge transfer.
- Extensive experiments demonstrate the proposed method outperforms commercial services and baselines, approaching human-level quality in scientific communication.

* These authors contributed equally to this work.

† Corresponding authors.

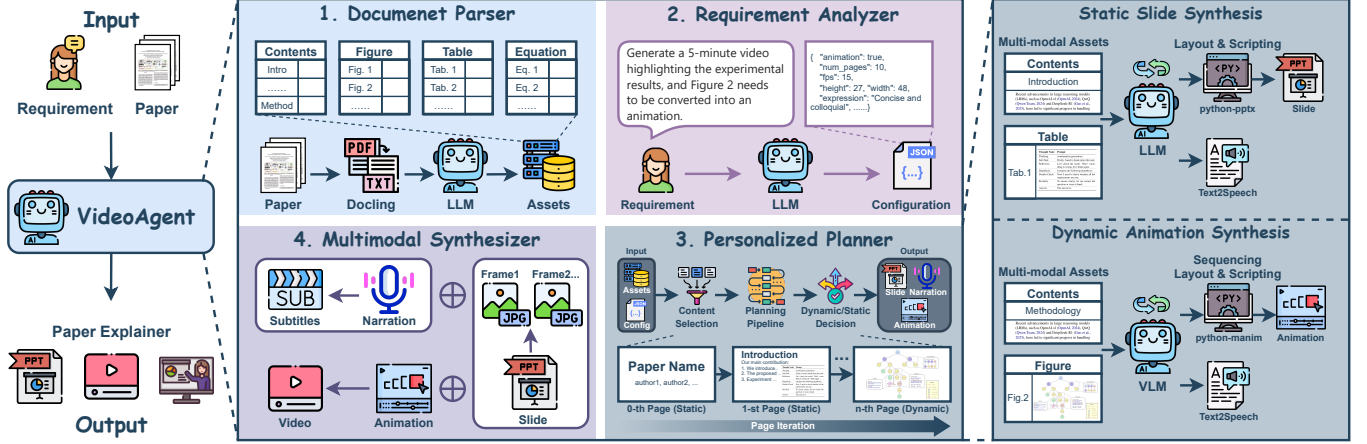


Fig. 1. The **VideoAgent** framework transforms a scientific paper into a personalized video via four main stages: Document Parser, Requirement Analyzer, Personalized Planner, and Multimodal Synthesizer.

2. VIDEOAGENT

2.1. Document Parser

To compress a PDF paper into a fine-grained, structured asset library, we first utilize Docling [8] to parse the textual and visual content (e.g., figures, tables) separately. We employ Marker [9] to convert the extracted content into a Markdown. This structured text is then fed to a summarization agent, which performs semantic compression to generate chapter summaries. For visual assets such as equations and figures, we generate corresponding textual descriptions based on their surrounding context. These assets and their descriptions are stored in a JSON file, which preserves global semantics while reducing token cost for downstream processing.

2.2. Requirement Analyzer

To accommodate different audiences and communication goals, we introduce a dialogue-guided requirement analysis module. This component categorizes user inputs into two distinct types: 1) **Functional Requirements**, which include qualitative choices like enabling animations, adding narration, or providing detailed explanations for specific figures; and 2) **Technical Specifications**, which cover quantitative parameters such as video duration, resolution, and presentation style (e.g., “font or color scheme”). These diverse user requirements are translated into a structured JSON configuration file, which is then passed to the Planner agent to guide the subsequent generation process. This approach enables highly personalized and targeted video synthesis that aligns with the user’s specific communication objectives.

2.3. Personalized Planner

The Personalized Planner serves as the core orchestrator, iterating through the chapter summaries from the Document

Parser to generate a detailed storyboard for the final video. The process involves the following steps:

- **Content Selection.** For each chapter, the planner selects relevant figures and tables from the asset library, deciding whether to include them based on user requirements.
- **Storyboard Generation.** Based on the word count of the chapter summary and the size and number of associated visuals, the planner determines the number of slides required for that chapter. The final output is a comprehensive storyboard in JSON format, which defines the sequence of all slides and animations.
- **Static Slide Synthesis.** By default, the planner generates `python-pptx` code to define the layout for static slides. This includes setting the page title, formatting text boxes, and positioning figures based on their aspect ratio to ensure visual balance.
- **Dynamic Animation Synthesis.** First, the planner distills a source figure and its context into a highly-detailed JSON plan that specifies scene-by-scene actions, timings, and narration. This plan is then consumed by a specialist code generation agent, which translates the plan’s abstract directives into executable `python-manim` code using a library of advanced animation templates.

After iterating through all chapters, the generated code is executed to produce a `.pptx` file and the corresponding `.mp4` animation clips. The storyboard file explicitly includes placeholders to indicate the insertion points for these animations.

2.4. Multimodal Synthesizer

In the final stage, the generated `.pptx` file is converted into a sequence of high-resolution images. A Text-to-Speech [10] agent is then invoked to generate narration audio and synchronized subtitles for each chapter, including the animated segments. The duration of each audio clip dictates the display time for the corresponding static slide or is used to ad-

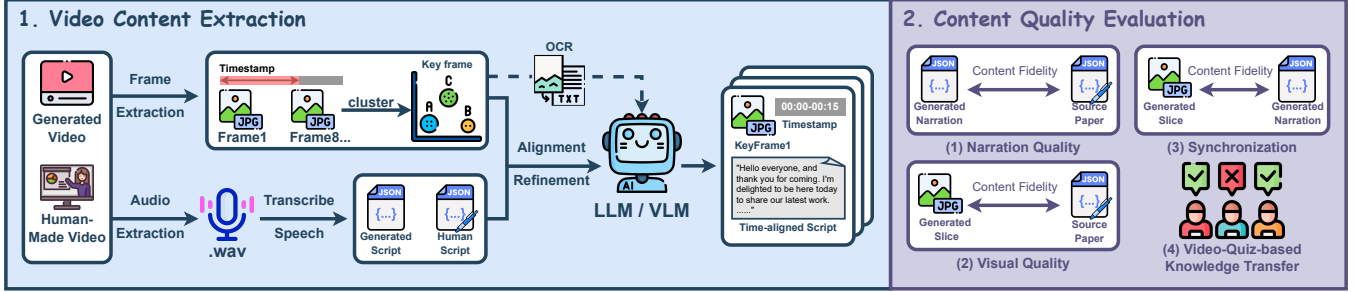


Fig. 2. The *SciVidEval* process involves **1. Video Content Extraction** to obtain keyframes and narration scripts, and **2. Content Quality Evaluation**, which assesses video content against the paper on narration, visual, and synchronization quality.

just the playback speed of the Manim-generated animations. Finally, *MoviePy* [11] is used to sequentially composite all elements—slide images, animation clips, narration audio, and subtitles—into a final .mp4 video file. This modular synthesizer can also optionally integrate other elements, such as a digital avatar, for a more engaging presentation.

3. BENCHMARK AND EVALUATION

3.1. Data Collection and Distribution

Data Source. We focus on AI research papers from multiple domains, collecting author-created oral presentation videos from top-tier conferences over the last five years, including CVPR, ICML, ICLR, ACL, and NeurIPS. These videos, published on platforms like YouTube, have undergone peer review and community vetting, ensuring high scientific quality and effective communication.

Data Distribution. Our benchmark comprises 50 paper-video pairs covering diverse topics such as Computer Vision (26%), Natural Language Processing (22%), Multimodality (12%), and Machine Learning (40%). The papers have an average length of 15.6 pages and an average of 13.5 figures and tables. The corresponding videos, all of which consist of slides with human narration, have lengths ranging from 4 to 11 minutes and slide counts varying from 10 to 42. This diversity highlights the need for personalized video generation to meet different stylistic and length requirements.

3.2. Evaluation Pipeline and Metrics

As shown in Figure 2, our *SciVidEval* includes:

Automated Content Extraction. For a given human-made reference video, we first extract its audio track using *FFmpeg*. Subsequently, we employ the *Paraformer* [17] for automatic speech recognition to transcribe the narration into a script with precise timestamps. Concurrently, the visual content is processed by first sampling frames at regular intervals with *FFmpeg*. We then use the *CLIP* [18] (*ViT-B/32*) model to generate a feature embedding for each frame. To identify unique presentation slides, these feature vectors are

grouped using the *DBSCAN* [19] clustering algorithm. Finally, the chronologically last frame from each cluster is selected as the definitive keyframe, which accurately aligns with the end of the corresponding ASR sentence to capture the slide’s stable content. To account for inaccuracies in the ASR output, we perform a final correction step using one of two alternative approaches: an LLM refines the script based on OCR results, or a VLM refines it based on the visual information from the keyframes.

Automated Evaluation Metrics. *SciVidEval* assesses videos across three core dimensions, including:

- **Narration Quality.** Evaluated on fluency (Perplexity), content overlap with the source paper (Rouge-L), and semantic consistency with the paper (LLM-as-Judge).
- **Visual Quality.** Assessed on slide text fluency (Perplexity), accuracy of paper-sourced visuals (Asset Match Acc.), and semantic fidelity to the source paper (VLM-as-Judge).
- **Synchronization.** Measured by the audio-visual consistency between narration and corresponding slides, using both a *CLIP-Score* and a *VLM-as-Judge*.

Knowledge Transfer Evaluation. We create four multiple-choice questions per paper, targeting its motivation, method, results, and contribution. The video’s effectiveness is then evaluated via two parallel approaches:

- **Automated VLM Score.** GPT-4o, acting as a VLM judge, directly scores the video’s multimodal content (slide & narration) in answering the questions.
- **Human Evaluation.** Given the labor-intensive nature of this task, we conducted evaluations on a representative subset of 10 papers. We selected four key baselines: the source paper, the author-created video, the output from LunWen-Shuo, and our best-performing variant, Gemini-2.5 Pro. We recruited 16 graduate students from relevant fields; for each paper, participants were randomly assigned to evaluate one of the four baseline outputs by answering the corresponding quiz questions. Their accuracy (%) serves as a direct measure of knowledge transfer.

| Method | Narration Quality | | | Visual Quality | | | Synchronization | | Video-Quiz (%) | |
|----------------------------|-------------------|-------------|----------------|----------------|------------------------|----------------|-----------------|----------------|----------------|-------------------|
| | PPL ↓ | Rouge-L ↑ | LLM-as-Judge ↑ | PPL ↓ | Asset Match Acc. (%) ↑ | VLM-as-Judge ↑ | CLIP-Score ↑ | VLM-as-Judge ↑ | VLM-as-Judge ↑ | Human Eval. |
| <i>Oracle Baseline</i> | | | | | | | | | | |
| Source Paper | 17.46 | 1.00 | 10.00 | N/A | N/A | 10.00 | N/A | N/A | 99.50 | 95.00±2.50 |
| Author | 23.93 | 0.11 | 8.13 | 19.46 | 88.62 | 4.74 | 0.596 | 5.37 | 97.00 | 90.00±7.50 |
| <i>Commercial Service</i> | | | | | | | | | | |
| LunWenShuo [12] | 22.76 | 0.12 | 8.60 | <u>24.08</u> | <u>78.14</u> | 6.76 | 0.615 | 5.45 | 95.50 | 85.00±7.50 |
| Pictory [13] | 25.68 | 0.06 | 9.00 | N/A | N/A | 3.26 | 0.643 | 4.42 | 85.50 | - |
| <i>VideoAgent Variants</i> | | | | | | | | | | |
| GPT-4o [14] | 18.08 | 0.16 | <u>9.38</u> | 25.78 | 73.31 | <u>7.70</u> | 0.634 | <u>6.02</u> | <u>99.00</u> | - |
| Gemini-2.5 Pro [15] | <u>18.32</u> | <u>0.14</u> | 9.70 | 21.33 | 79.24 | 8.03 | <u>0.635</u> | 6.58 | 99.50 | 87.50±5.00 |
| Qwen-2.5VL [16] | 18.42 | 0.08 | 9.31 | 27.92 | 63.65 | 7.37 | 0.303 | 2.87 | 98.00 | - |

Table 1. Comparison of *VideoAgent* variants against oracle baselines and commercial services.

4. EXPERIMENTS

4.1. Baselines and Settings

We evaluate *VideoAgent* against three baseline categories: 1) **Oracle Baselines**, where the source paper and the author-created video serve as upper bounds for textual fidelity and visual presentation quality, respectively; 2) **Commercial Services**, including LunWenShuo [12], which specializes in generating videos from academic papers, and Pictory [13], a general-purpose text-to-video platform; and 3) **VideoAgent Variants**, utilizing GPT-4o [14], Gemini-2.5 Pro [15], and Qwen-2.5VL [16], to assess the impact of the underlying foundation models.

4.2. Main Results

Quantitative Analysis. As shown in Table 1, our *VideoAgent* variants consistently outperform the commercial services across most metrics. Although both services produce fluent narration, Pictory is entirely generation-based, so its visual content has little relation to the paper, resulting in an N/A score for Asset Match Acc. LunWenShuo relies on predefined paper templates with stock visual assets; its word count limitations lead to a high PPL and low visual similarity. In contrast, our top-performing variant (Gemini-2.5 Pro) achieves high scores across the board, particularly in Visual Quality (8.03 VLM-as-Judge) and Synchronization (6.58 VLM-as-Judge), demonstrating its superior ability to create a cohesive and accurate audio-visual narrative.

Knowledge Transfer. The automated VLM-as-Judge scores provide an initial performance benchmark on knowledge transfer. The Gemini-2.5 Pro variant achieved a score of 99.50%, matching the source paper and significantly outperforming the commercial services. The lower performance of Pictory is attributed to its irrelevant visual content, while LunWenShuo’s VLM-evaluation score is likely constrained by its verbose, template-based output. The human evaluation results align with the automated scores. Our Gemini-2.5 Pro variant achieved an accuracy of 87.5%, which is competitive with the author-created video, confirming its effectiveness in conveying complex scientific concepts to a human audience.

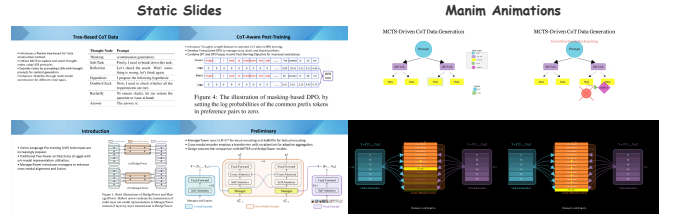


Fig. 3. Case study of *VideoAgent* generating static slides (left) and dynamic animations (right) for two papers.

4.3. Case Study

To qualitatively assess our framework’s capabilities, we tested *VideoAgent* on papers from different domains, as shown in Figure 3. The top row shows its application to a complex NLP paper on MCTS-driven Chain-of-Thought. The agent correctly matches tables and section content from the paper for the static slides (left), while also generating a dynamic python-manim animation to intuitively illustrate the algorithmic process of tree exploration and backtracking (right). The bottom row demonstrates its performance on a multi-modal paper. The agent effectively generates static slides for the introductory sections, accurately placing the motivation figure on the slide. It can also create a dynamic animation to visualize the complex features of the cross-attention mechanism. This case study highlights *VideoAgent*’s ability to adapt its output format—static or dynamic—to best convey the specific content in question.

5. CONCLUSIONS

This paper introduced *VideoAgent*, a framework for personalized scientific video generation, and *SciVidEval*, a comprehensive benchmark to measure their communicative effectiveness. Our experiments demonstrate that VideoAgent achieves high generation quality and approaches human-level effectiveness in knowledge transfer. However, the factual and aesthetic quality of its dynamic animations relies on the underlying large models. For future work, developing robust metrics to evaluate the quality of synthesized videos, especially dynamic animations, remains an important area of investigation.

6. REFERENCES

- [1] Sara Salzmann, Charlotte Walther, and Kai Kaspar, “A new dimension of simplified science communication: the easiness effect of science popularization in animated video abstracts,” *Frontiers in Psychology*, vol. 16, 2025.
- [2] Wei Pang, Kevin Qinghong Lin, Xiangru Jian, Xi He, and Philip Torr, “Paper2poster: Towards multi-modal poster automation from scientific papers,” *arXiv preprint arXiv:2505.21497*, 2025.
- [3] Sheng Xu and Xiaojun Wan, “Posterbot: A system for generating posters of scientific papers with neural models,” in *Proceedings of the AAAI Conference on Artificial Intelligence*, 2022, vol. 36, pp. 13233–13235.
- [4] Yuting Qiang, Yanwei Fu, Yanwen Guo, Zhi-Hua Zhou, and Leonid Sigal, “Learning to generate posters of scientific papers,” in *Proceedings of the AAAI Conference on Artificial Intelligence*, 2016, vol. 30.
- [5] Rohit Saxena, Pasquale Minervini, and Frank Keller, “Postersum: A multimodal benchmark for scientific poster summarization,” *arXiv preprint arXiv:2502.17540*, 2025.
- [6] Edward Sun, Yufang Hou, Dakuo Wang, Yunfeng Zhang, and Nancy Xin Ru Wang, “D2S: document-to-slide generation via query-based text summarization,” in *Proceedings of the 2021 Conference of the North American Chapter of the Association for Computational Linguistics: Human Language Technologies, NAACL-HLT 2021, Online, June 6-11, 2021*, 2021, pp. 1405–1418.
- [7] Hao Zheng, Xinyan Guan, Hao Kong, Jia Zheng, Weixiang Zhou, Hongyu Lin, Yaojie Lu, Ben He, Xianpei Han, and Le Sun, “Pptagent: Generating and evaluating presentations beyond text-to-slides,” *arXiv preprint arXiv:2501.03936*, 2025.
- [8] Nikolaos Livathinos, Christoph Auer, Maksym Lysak, Ahmed Nassar, Michele Dolfi, Panos Vagenas, Cesar Berrospi Ramis, Matteo Omenetti, Kasper Dinkla, Yusik Kim, et al., “Docling: An efficient open-source toolkit for ai-driven document conversion,” *arXiv preprint arXiv:2501.17887*, 2025.
- [9] Vik Paruchuri, “Marker: Convert pdf to markdown + json quickly with high accuracy,” October 2023.
- [10] Alec Radford, Jong Wook Kim, Tao Xu, Greg Brockman, Christine McLeavey, and Ilya Sutskever, “Robust speech recognition via large-scale weak supervision,” in *International conference on machine learning*. PMLR, 2023, pp. 28492–28518.
- [11] Florian Zulko, “Moviepy: Video editing with python,” <https://github.com/Zulko/moviepy>, 2015.
- [12] “Lunwenshuo,” [<https://lunwenshuo.com/>] (<https://lunwenshuo.com/>), 2024, Accessed: 2024-05-20.
- [13] “Pictory: Ai video generator,” [<https://pictory.ai/video-generator>] (<https://pictory.ai/video-generator>), 2024, Accessed: 2024-05-20.
- [14] Aaron Hurst, Adam Lerer, Adam P Goucher, Adam Perelman, Aditya Ramesh, Aidan Clark, AJ Ostrow, Akila Welihinda, Alan Hayes, Alec Radford, et al., “Gpt-4o system card,” *arXiv preprint arXiv:2410.21276*, 2024.
- [15] Gheorghe Comanici, Eric Bieber, Mike Schaekermann, Ice Pasupat, Noveen Sachdeva, Inderjit Dhillon, Marcel Blistein, Ori Ram, Dan Zhang, Evan Rosen, et al., “Gemini 2.5: Pushing the frontier with advanced reasoning, multimodality, long context, and next generation agentic capabilities,” *arXiv preprint arXiv:2507.06261*, 2025.
- [16] Shuai Bai, Keqin Chen, Xuejing Liu, Jialin Wang, Wenbin Ge, Sibo Song, Kai Dang, Peng Wang, Shijie Wang, Jun Tang, et al., “Qwen2. 5-vl technical report,” *arXiv preprint arXiv:2502.13923*, 2025.
- [17] Zhifu Gao, Shiliang Zhang, Ian McLoughlin, and Zhi-jie Yan, “Paraformer: Fast and accurate parallel transformer for non-autoregressive end-to-end speech recognition,” in *Interspeech*, 2022.
- [18] Alec Radford, Jong Wook Kim, Chris Hallacy, Aditya Ramesh, Gabriel Goh, Sandhini Agarwal, Girish Sastry, Amanda Askell, Pamela Mishkin, Jack Clark, Gretchen Krueger, and Ilya Sutskever, “Learning transferable visual models from natural language supervision,” in *International Conference on Machine Learning*, 2021.
- [19] Martin Ester, Hans-Peter Kriegel, Jörg Sander, and Xiaowei Xu, “A density-based algorithm for discovering clusters in large spatial databases with noise,” in *Proceedings of the Second International Conference on Knowledge Discovery and Data Mining (KDD’96)*, 1996, pp. 226–231.