

Agent-based Simulation for Drone Charging in an Internet of Things Environment System

1st Leonardo Grando

University of Campinas (UNICAMP)
Limeira, Brazil

<https://orcid.org/0000-0002-0448-209X>

2nd Jose Roberto Emiliano Leite

University of Campinas (UNICAMP)
Limeira, Brazil

<https://orcid.org/0000-0001-8368-7386>

3rd Edson Luiz Ursini

University of Campinas (UNICAMP)
Limeira, Brazil

<https://orcid.org/0000-0002-1597-4057>

Abstract—This paper presents an agent-based simulation model for coordinating battery recharging in drone swarms, focusing on applications in Internet of Things (IoT) and Industry 4.0 environments. The proposed model includes a detailed description of the simulation methodology, system architecture, and implementation. One practical use case is explored: Smart Farming, highlighting how autonomous coordination strategies can optimize battery usage and mission efficiency in large-scale drone deployments. This work uses a machine learning technique to analyze the agent-based simulation sensitivity analysis output results.

Index Terms—Simulation, Multiagent systems, Drones, Applications, Internet of Things, Agent-based modeling.

I. INTRODUCTION

Drones have become important tools within the Internet of Things, and can be used in agribusiness, disaster response, logistics, and other usages. Their flight capacity due to energy limitation is one of the most influential barriers to drone applications in this context [1].

This model explores how this limitation can be simulated and studied. In the IoT layer model, drones are in the auxiliary equipment layer for data collection (photos, images, temperature, humidity, etc.).

Figure 1 presents an Industry 4.0 model, with several actors including autonomous robots (drones), agent-based simulation, the Internet of Things, systems integration, and others [2].

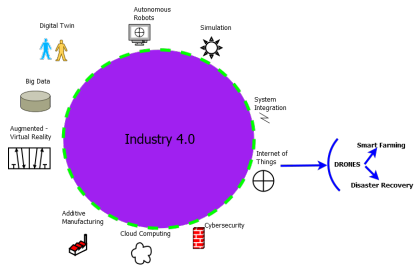


Fig. 1. Industry 4.0 model based on [2].

This work aims to study using agent-based simulation (ABS), a swarm of drones' battery charging coordination using a decentralized approach to their recharging decision, as it is a critical part of their usage time, as shown in Figure 2.

This study was financed in part by the Coordenação de Aperfeiçoamento de Pessoal de Nível Superior—Brasil (CAPES)—Finance Code 001.

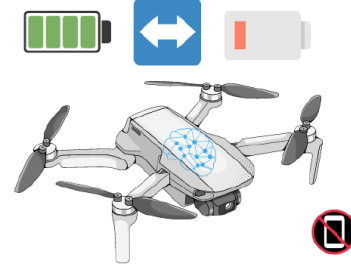


Fig. 2. This work model idea.

This article's structure is: Section II presents the characteristics and trends of drone technology and agent-based simulation. Section III addresses the IoT Applications that are the main focus of this work: smart farming, disaster recovery, and fighting dengue, showing their current needs, developments, and trends. Section IV introduces the agent-based modeling and simulation of recharging drone batteries and details of the Work Development: location, variables, code, and environment analysis. Section V describes the results and discussions about the values obtained. Finally, Section 6 presents conclusions and considerations, research limitations, and suggestions for future work.

II. LITERATURE

A. IoT Architectures, Models, Protocols, Technologies, and Applications

The IoT Architecture presents an overview of the IoT: Architectures, Models, Protocols, Technologies, and Applications [3], [4].

The IoT Architecture chooses open, simple, cheap, and reliable technologies such as wireless and wired as Ethernet, WiFi, Ad-Hoc, ZIGBEE, Bluetooth, Radio-Frequency Identification (RFID), Wireless Signal Solutions (WSS), 5G/6G mobile network, and sensors.

Figure 3 presents an IoT Architecture, selected from other established Architectures such as TCP/IP and SOA (Service Oriented Architecture). The IoT Architecture separates Communication into the following Layers: Sensor and Network Connectivity; Gateways and Networks; Network and

Information Security Management Services, and Applications. Alongside LTE (4G), there is currently the 5G Mobile Network and, in the future, 6G [4].

The IoT made it possible to create applications for direct use in society and the World Economy, such as Environmental, Energy (Smart Grid), Transport, Health, Retail/Wholesale, Production Chain, Monitoring of People's Health (Healthcare) and Security (Smart Home, Building, City), among others [5].

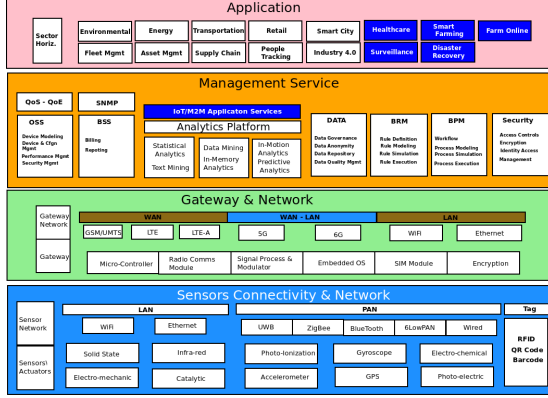


Fig. 3. IoT Architecture based in [4], [5].

B. Selected applications in the IoT

Regarding the drones recharging coordination process, a Systematic Literature Review in agriculture and disaster context [6] found three research gaps about knowledge, methodological, and practical areas. Because of useful applications in these areas motivate us to perform this simulation work.

Smart Farming, or Precision Agriculture (PA), automates the farm through its interconnection with the global world. It enables the interconnection of tractors, harvesters, drones, farm headquarters, cooperatives, agricultural entities, and spray planes. Employees and animals can be identified using RFID tags [1], [5], [7]–[9].

Figure 4 presents how a Radio Base Station allows the interconnection of these different parts, which makes it possible to build a connected farm. This application is of great importance for Brazil as it is a heavily agricultural and livestock country [10].

III. METHODOLOGY

A. Model Simulation description

In this model, the drones (agents), considered as autonomous agents. Agents (drones) are heterogeneous; they make decisions autonomously, but they do not interact with each other [11].

At first, we focused on two problems to be minimized by this strategy:

- 1) the reduction in communication between drones (which can occur in other critical situations) with the consequent reduction in battery consumption;

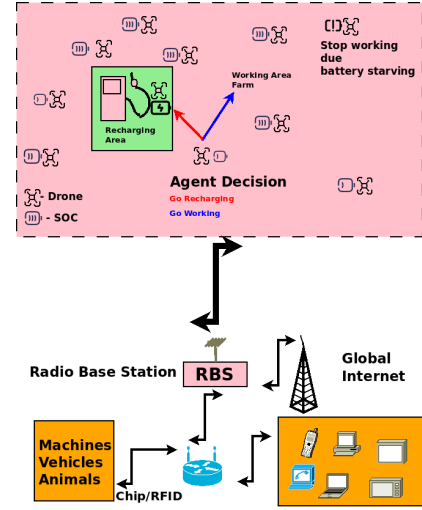


Fig. 4. Our proposed PA framework.

- 2) Mitigate the need for remote control to recharge drones during continuous work on farms or disasters in the recharging process.

This simulation model was deployed in the NetLogo [12], an agent-based simulation software. Our proposed model considers the agents' recharging coordination process without collusion.

According to [13], Agent-Based Simulation is built from a perspective from scratch, with an appropriate point of view, considering large-scale projects as complex systems, but having 1) agents that are part of the environment, directed towards the established objective, autonomous and that can learn and adapt, 2) local interaction through rules between agents, and 3) global configurations on the environment.

Our ABMS problem considers conditions 1) and 3), but condition 2) is replaced by the typical behavior of the El Farol Bar model, in which no communication between agents, but policies apply to the entire swarm of drones to carry out the mission.

The simulation objective is to develop a process for coordinating the decision to recharge a swarm of drones, where they will define whether or not to recharge their batteries. To make this decision, each agent has internal decision policies, which we call decision policies. In our proposal, the Charger Threshold (CT) policy uses the previous value of the number of drones that visited the charging station to make its decision. This policy is based on the El Farol Bar Problem [14].

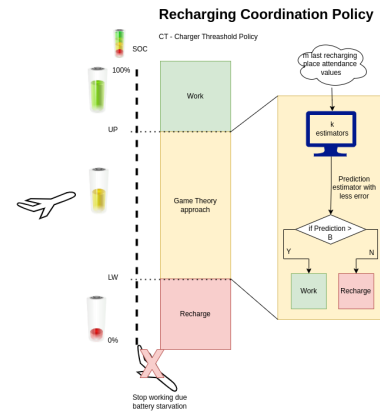
This model considers a neighborhood with a certain number of agents (QTY). They want to decide whether to go to this bar. This decision is based on the previous occupancy value history. The occupation limit uses a happiness criterion called the overcrowding threshold B . When the bar occupancy is lower than B , bar attendees will enjoy a good night. This agent uses a set of k autoregressive predictors that use a window of previous values of the bar's occupancy in m previous weeks to estimate the next agent's predicted attendance value. If the

Our model uses the El Farol NetLogo model [15] library as a base for the simulation implementation. We use the same autoregressive model whose estimators’ internal weights were defined at the beginning of the simulation. We also use this approach to calculate predicted values in our simulation model.

B. Variables and Decision Process

CT Policy considers both the amount of energy present in the drone battery and the decision process based on the El Farol Bar, the history of agents who went to recharge at the charging station to make a decision. Regarding the history of agents that have tried to recharge their batteries in the last m weeks, this information was sent by the Radio Base Station (*RBS*), where each agent would use these previous size values to the k internal predictors and calculate the predicted value. If the drone's internal predicted value is less than B , the agent decides to recharge the batteries or continue its work. CT policy also considers the battery values of these drones either at the lower value (*LW*) so that the agent who has a charge lower than this value decides to recharge, or the higher value (*UP*), the battery level value is higher than the UP, the drone will not try to recharge.

In each run, the drones' *SOC* value decreases at a Battery Consumption (*BC*) rate. Because drone usage can be randomized by environment and work factors such as UAV payload, wind speed, and UAV vertical and horizontal movement, the



model considers a normal standard deviation value (SD) in the Battery Consumption value. Regarding time dimension, we use Netlogo's internal clock time step unit, called *tick*. Drones move randomly in a 2D space, according to their state defined during the simulation run, to recharging or working patches.

TABLE I
SIMULATION PARAMETERS.

Symbol	Description	-	+
m	Estimator Data windows.	2	9
k	Internal estimator numbers	2	9
UP	Decision upper value	70	90
LW	Decision lower value	25	50
BC	SOC Consumption in each run	10	15
SD	BC standard deviation	0	0.1
QTY	The initial number of drones	50	100
BG	SOC increase in effective recharging	50	100
B	Recharging place capacity	30	60

The experiments' results are concerning the reliability of each simulation set evaluated by the Average Simulation Remaining Drones (*ASRD*), related to the average number of drones that completed the simulations. It represents that a system will have great mission coverage. This indicator is evaluated by the ratio of the remaining simulation drones by *QTY*, as shown by Equation 1.

$$ASRD = \frac{SimulationRemainingDrones}{QTY} \quad (1)$$

This work have difference from [18], [19] works regarding the experiments performed evaluates more simulation parameters and simulation output evaluation techniques. First, we will describe the $ASRD < 1$ statistical results, after evaluating

which parameter is more important using the Random Forest Classifier [20] machine learning technique.

IV. RESULTS AND DISCUSSION

A. ASRD Descriptive Statistical Analysis

There are 1109 cases from 5120 (21,7%) of $ASRD < 1$ cases. Table II shows the summary statistics of these cases.

TABLE II
DESCRIPTIVE STATISTICS OF THE $ASRD < 1$ CASES

Metric	Value
Mean	0.379
Standard Deviation	0.291
Minimum	0.000
1st Quartile (25%)	0.080
Median (50%)	0.370
3rd Quartile (75%)	0.560
Maximum	0.990

B. Variable importance to $ASRD < 1$

Figure 6 illustrates the variable importance scores obtained using a Random Forest classifier to predict the occurrence of critical $ASRD$ events. The metric used to compute variable importance was the Gini impurity reduction, which measures how effectively each variable contributes to class separation in the decision trees that compose the forest.

The results indicate that the variables BC and LW are the most influential factors, contributing the largest reductions in node impurity. Together, these two variables have a critical role in explaining the occurrence of $ASRD < 1$ cases. Other variables, such as B , UP , and SD , have a minor but non-negligible influence, while the remaining variables contribute minimally to the model.

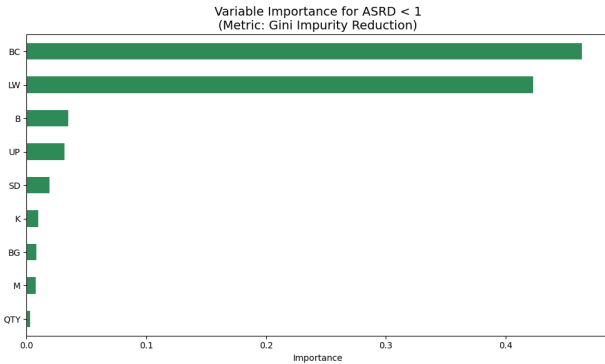


Fig. 6. Variable importance to $ASRD < 1$

The simulation model and the data output <https://github.com/lgrando1/SIoT-2025>.

V. CONCLUSIONS

This work presents an Agent-Based Modeling Simulating a swarm of IoT devices in a high-energy-demand application. We create an agent-based simulation approach to evaluating how 512 simulation sets perform in several missions and which

parameters are more influential in creating ($ASRD = 1$) perpetual flight cases in a decentralized recharging drones swarm decision process using the CT policy. We use a machine learning approach to evaluate how the nine parameters impact the simulation. Two parameters (BC and LW) have the most influential impact and will be evaluated further in future works. Another's output indicators can be deployed in future works.

REFERENCES

- [1] Mohammad Fatin Fatihur Rahman, Shurui Fan, Yan Zhang, and Lei Chen. A comparative study on application of unmanned aerial vehicle systems in agriculture. *Agriculture-london.*, 11(1):22, 2021.
- [2] José Roberto Emiliano Leite, Edson Luiz Ursini, Adão Maciel Monteiro Chmielewski, and Antônio José Dias Da Silva. *New Technological Waves Emerging in Digital Transformation: Internet of Things IoT/IoE, 5G/6G Mobile Networks and Industries 4.0/5.0*, pages 329–339. Springer International Publishing, Cham, 2023.
- [3] ITU - T. Unleashing the potential of the internet of things, 2016.
- [4] J. R. Emiliano Leite, Paulo S. Martins, and Edson L. Ursini. *Internet of Things: An Overview of Architecture, Models, Technologies, Protocols and Applications*, pages 75–85. Springer International Publishing, Cham, 2019.
- [5] Keyur K. Patel and Sunil M. Patel. Internet of things-iiot: Definition, characteristics, architecture, enabling technologies, application & future challenges. *International Journal of Engineering Science and Computing*, 2016.
- [6] Leonardo Grando, Juan Fernando Galindo Jaramillo, José Roberto Emiliano Leite, and Edson Luiz Ursini. Systematic literature review methodology for drone recharging processes in agriculture and disaster management. *Drones*, 9(1):40, January 2025.
- [7] Karim Fathallah, Mohamed Amine Abid, and Nejib B. E. N. Hadj-Alouane. Internet of things in the service of precision agriculture. 2017.
- [8] R. Hartanto, Y. Arkeman, I. Hermadi, S. Sjaf, and M. Kleinke. Intelligent unmanned aerial vehicle for agriculture and agroindustry. *IOP Conf. Ser.: Earth Environ. Sci.*, 335(1):012001, 2019.
- [9] Panagiotis Radoglou-Grammatikis, Panagiotis Sarigiannidis, Thomas Lagkas, and Ioannis Moscholios. A compilation of uav applications for precision agriculture. *Computer Networks*, 172:107148, 2020.
- [10] FAO. *World Food and Agriculture – Statistical Yearbook 2022*. FAO, 2022.
- [11] C M Macal. Everything you need to know about agent-based modelling and simulation. *Journal of Simulation*, 10(2):144–156, May 2016. 262 citations (Crossref) [2024-06-12].
- [12] U. Wilensky. Netlogo.
- [13] C.M. Macal and M.J. North. Tutorial on agent-based modeling and simulation. In *Proceedings of the Winter Simulation Conference, 2005.*, pages 14 pp.–, December 2005.
- [14] W. Brian Arthur. Inductive reasoning and bounded rationality. *The American Economic Review*, 84(2):406–411, 1994.
- [15] W. Rand and U. Wilensky. Netlogo el farol model.
- [16] Ann M. Bell and William A. Sethares. The El Farol Problem and the Internet: Congestion and Coordination Failure. *Computing in Economics and Finance* 1999, March 1999. Number: 812 Publisher: Society for Computational Economics.
- [17] Omor Sharif, Nathan Huynh, and Jose M. Vidal. Application of el farol model for managing marine terminal gate congestion. *Research in Transportation Economics*, 32(1):81–89, 2011.
- [18] Leonardo Grando, Juan F. Galindo Jaramillo, Jose Roberto Emiliano Leite, and Edson Luiz Ursini. Modeling and Simulation of Battery Recharging for UAVs Applications: Smart Farming, Disaster Recovery, and Dengue Focus Detections. In *2024 Winter Simulation Conference (WSC)*, pages 2832–2843, December 2024. ISSN: 1558-4305.
- [19] Leonardo Grando, Edson L. Ursini, and Paulo S. Martins. Drones swarm recharging: Modeling using agent-based simulation. In *2020 11th IEEE Annu. Inf. Technol. Electron. Mob. Commun. Conf. IEMCON*, pages 0094–0100. IEEE, 2020.
- [20] F. Pedregosa, G. Varoquaux, A. Gramfort, V. Michel, B. Thirion, O. Grisel, M. Blondel, P. Prettenhofer, R. Weiss, V. Dubourg, J. Vanderplas, A. Passos, D. Cournapeau, M. Brucher, M. Perrot, and E. Duchesnay. Scikit-learn: Machine learning in Python. *Journal of Machine Learning Research*, 12:2825–2830, 2011.