

# Efficient High-Dimensional Conditional Independence Testing

Bilol Banerjee

Department of Statistics and Data Science  
National University of Singapore  
E-mail: bilol@nus.edu.sg

## Abstract

This article deals with the problem of testing conditional independence between two random vectors  $\mathbf{X}$  and  $\mathbf{Y}$  given a confounding random vector  $\mathbf{Z}$ . Several authors have considered this problem for multivariate data. However, most of the existing tests has poor performance against local contiguous alternatives beyond linear dependency. In this article, an Energy distance type measure of conditional dependence is developed, borrowing ideas from the model-X framework. A consistent estimator of the measure is proposed, and its theoretical properties are studied under general assumptions. Using the estimator as a test statistic a test of conditional independence is developed, and a suitable resampling algorithm is designed to calibrate the test. The test turns out to be not only large sample consistent, but also Pitman efficient against local contiguous alternatives, and is provably consistent when the dimension of the data diverges to infinity with the sample size. Several empirical studies are conducted to demonstrate the efficacy of the test against state-of-the-art methods.

**Keywords:** Conditional dependence; Pitman efficiency; High-dimensional inference; Model-X framework; Data augmentation; Controlled variable selection.

## 1 Introduction

The notion of conditional dependence, formalized by Dawid (1980), plays a significant role in the field of statistics. For example, it frequently arises in graphical modeling (Lauritzen, 1996; Maathuis et al., 2018), causal discovery (Pearl, 1988; Peters et al., 2017), variable selection (Candes et al., 2018; Azadkia and Chatterjee, 2021; Deb et al., 2020), dimension reduction (Cook and Li, 2002; Li, 2018), and computational biology (Markowitz and Spang, 2007; Dobra et al., 2004). In this article, for a given random vector  $(\mathbf{X}, \mathbf{Y}, \mathbf{Z})$ , the notation  $\mathbf{X} \perp\!\!\!\perp \mathbf{Y} \mid \mathbf{Z}$  is used to signify  $\mathbf{X}$  is independent of  $\mathbf{Y}$  given  $\mathbf{Z}$  and  $\mathbf{X} \not\perp\!\!\!\perp \mathbf{Y} \mid \mathbf{Z}$  is used to denote that  $\mathbf{X}$  and  $\mathbf{Y}$  are conditionally dependent given  $\mathbf{Z}$ . The hypotheses of interest are:

$$H_0 : \mathbf{X} \perp\!\!\!\perp \mathbf{Y} \mid \mathbf{Z} \quad \text{against} \quad H_1 : \mathbf{X} \not\perp\!\!\!\perp \mathbf{Y} \mid \mathbf{Z}. \quad (1)$$

Based on an i.i.d. sample  $\mathcal{D} = \{(\mathbf{X}_i, \mathbf{Y}_i, \mathbf{Z}_i)\}_{1 \leq i \leq n}$  on the random vector  $(\mathbf{X}, \mathbf{Y}, \mathbf{Z}) \sim P$ , a test for conditional independence is developed that has some nice theoretical properties. Initial developments in this direction can be traced back to the work in Fisher (1924), where the author studied the theoretical distribution of the partial correlation coefficient under the Gaussianity assumption. Though the partial correlation has desirable local asymptotic properties, it is highly sensitive to the underlying Gaussianity assumption. However, due to the recent advancement of computational and analytic tools, researchers can now store and analyze data from more complicated distributions. This necessitates

the development of new methodologies that are applicable in general. A potential alternative to tackle the problems is by taking a nonparametric approach. However, in the context of nonparametric conditional independence testing Shah and Peters (2020); Neykov et al. (2021); Kim et al. (2022) established the ‘no-free lunch theorems’. It is now accepted that it is impossible to construct a test for (1) which simultaneously keeps the type I error rate controlled at a desired level  $\alpha \in (0, 1)$  and is consistent against any general alternative, unless one assumes some structural conditions on the underlying distribution. Numerous authors have tried to address this issue by proposing characterizing measures under suitable moment and smoothness assumptions on the underlying distribution. Some notable ones include measures based on conditional cumulative distribution functions (Linton and Gozalo, 1996; Patra et al., 2016), conditional characteristic functions (Su and White, 2007), conditional probability density functions (Su and White, 2008), empirical likelihood (Su and White, 2014), kernel methods (Fukumizu et al., 2007; Zhang et al., 2012; Doran et al., 2014; Scetbon et al., 2022; Strobl et al., 2019; Sheng and Sriperumbudur, 2023; Pogodin et al., 2024), mutual information and entropy (Runge, 2018; Li et al., 2024), Rosenblatt transformations (Cai et al., 2022; Song, 2009), copulas (Bergsma, 2004; Veraverbeke et al., 2011), maximal nonlinear conditional correlation (Huang, 2010), distance correlation (Fan et al., 2020; Székely and Rizzo, 2014; Wang et al., 2015), estimating regression functions (Shah and Peters, 2020; Petersen and Hansen, 2021; Scheidegger et al., 2022), geometric graph-based measures (Azadkia and Chatterjee, 2021; Huang et al., 2022; Shi et al., 2024), among several others. The readers are referred to Li and Fan (2020) for a more detailed review of the existing literature.

It is widely known that for any nonparametric conditional independence test, the main difficulty lies at the test calibration step. It is important to ensure the type I and type II error rate control without losing statistical efficiency. Achieving this feat for conditional independence test is quite challenging in general. Recently, Candès et al. (2018) proposed the conditional randomization test (CRT) framework. They designed a bootstrap approach to calibrate conditional independence tests assuming the distribution of  $\mathbf{X} \mid \mathbf{Z}$  is known. This can control the type I error rate at any desired level  $\alpha \in (0, 1)$ , but at the expense of restricting the class of distribution to all distributions where  $\mathbf{X} \mid \mathbf{Z}$  is some pre-specified distribution. Berrett et al. (2019) also proposed the conditional permutation test that operates under the same assumption as CRT and has the same desired level properties as the CRT. But the conditional permutation test is computationally more challenging than the CRT. The authors also studied the robustness of their method when the distribution of  $\mathbf{X} \mid \mathbf{Z}$  is approximated by some other distribution. In the literature, these approaches are popularly termed as the model-X approach. The model-X approach was popularized by the work of Candès et al. (2018); Barber and Candès (2019) in the context of controlled variable selection and selective inference. Sesia et al. (2019); Katsevich and Sabatti (2019) also provided some applications of the framework for genetic datasets. The model-X approach also became popular in the conditional independence testing literature as it can be applied with any test statistic with the desired the type I error rate control. Among such tests, a popular test is based on the partial correlation coefficient proposed by Azadkia and Chatterjee (2021) proposed by Shi et al. (2024). The Azadkia-Chatterjee’s partial correlation coefficient assumes  $Y$  to be univariate, but  $\mathbf{X}$  and  $\mathbf{Z}$  can be multi-dimensional. It takes value in  $[0, 1]$ , it is zero if and only if  $\mathbf{X} \perp\!\!\!\perp Y \mid \mathbf{Z}$  and it is one if and only if  $Y$  is a measurable function of  $(\mathbf{X}, \mathbf{Z})$ . Huang et al. (2022) generalized this measure for metric-valued data sets, which is termed as the kernel partial correlation coefficient and proposed a test for (1) using the CRT approach. However, the test based on Azadkia-Chatterjee’s partial correlation coefficient may have poor performance against local alternatives (see Shi et al., 2024). It is expected that the test proposed by Huang et al. (2022) also shares similar properties. There are several approaches to mitigate the issues with these measures. Some notable recent contributions include Azadkia et al. (2025); Tran and Han (2024). However, implementing the CRT is computationally expensive as it requires to compute the test statistic everytime a new sample is generated in the bootstrap iteration. Moreover, these partial correlation coefficients are estimated using the local neighbourhood averaging method based on the confounding variable  $\mathbf{Z}$ . Therefore, when  $\mathbf{Z}$  is high dimensional, as is common in graphical models or the variable selection literature,

the local neighbourhood structure of  $\mathbf{Z}$  will be affected due to the curse of dimensionality. Since, in  $d$ -dimensions the expected distance between two random points has a lower bound of order  $O(n^{-1/d})$  (see Chapter 2 from Györfi et al., 2002). As a result the test local averaging based test will suffer from poor performance. Liu et al. (2021) considered this problem and proposed a fast CRT via distilling the information of  $\mathbf{Z}$  from  $\mathbf{X}$  and  $\mathbf{Y}$  separately and using the residuals to construct a test. However, their method measures only linear dependence among the variables, which strongly relies on the distillation method. Therefore, their approach may not have satisfactory performance if the distillation step is poorly specified.

Considering these limitations, in this article, a test of conditional independence is developed that can measure non-linear conditional dependence, is computationally fast, efficient against local alternatives, and is applicable even when the dimension of the random vector  $(\mathbf{X}, \mathbf{Y}, \mathbf{Z})$  is high compared to the available sample size. In Section 2, the model-X framework is introduced and a motivation is given about how it can be used for constructing a measure of conditional dependence, rather than just using it as a tool to draw bootstrap samples. A consistent estimator of the measure is proposed and some of its desired theoretical properties are established. The estimator is used to construct a test and a new resampling algorithm is designed to calibrate the test, which is faster than the CRT framework. The proposed resampling algorithm has the desired type I error rate control and consistency properties. In Section 3, it is shown that the proposed resampling test is Pitman efficient against local contiguous alternatives. It is also established that it is consistent against high-dimensional alternatives when both the sample size and the dimension simultaneously diverge to infinity. The empirical performance of the test are evaluated against some state-of-the-art methods in Section 4. Proof of all theorems, lemmas, and propositions are provided in the online supplementary material.

## 2 Methodology

First, a comprehensive review of the model-X framework and an introduction to the notion of CI variants is provided in Section 2.1. Then, a new measure of conditional dependence is proposed using the idea of CI variants in Section 2.2. A consistent estimator of the measure is proposed and its theoretical properties are studied in Section 2.3. Using the estimator as a test statistic a test of conditional independence is proposed in Section 2.4.

### 2.1 The Model-X framework and the CI variants

The model-X framework was popularized by the seminal work of Candès et al. (2018) in the context of the controlled variable selection that deals with screening the important covariates  $\mathbf{X}$  from the given data on  $(Y, \mathbf{X})$  with false discovery rate control. In this framework, the distribution of  $\mathbf{X}$  is assumed to be known. The authors argued that, in many practical scenarios (e.g., genetic data sets), it is often easier to obtain knowledge about the distribution of the covariates  $\mathbf{X}$ , than the joint distribution of  $(Y, \mathbf{X})$ . They also developed the conditional randomization test (CRT) for testing conditional independence assuming the distribution of  $\mathbf{X}|\mathbf{Z}$  to be known. Whereas, the distribution of  $\mathbf{Y}|\mathbf{X}, \mathbf{Z}$  remains unspecified. Their idea is to design a bootstrap method using the knowledge of  $\mathbf{X}|\mathbf{Z}$  that can be applied with any test statistic for this restricted class of distributions. The CRT facilitated recent advances in the literature on conditional independence testing. Some of the notable contributions include Liu et al. (2021); Niu et al. (2022); Katsevich and Ramdas (2022) and some references therein.

The foundation of the CRT framework is to capture the strength of conditional dependence by the change in the distribution of the corresponding test statistic under  $H_0$  and  $H_1$ . Therefore, the performance of the CRT based tests depends heavily on the underlying test statistic. If the test statistic fails to discriminate between  $H_0$  and  $H_1$  (even under restricted setup), the CRT will also fail

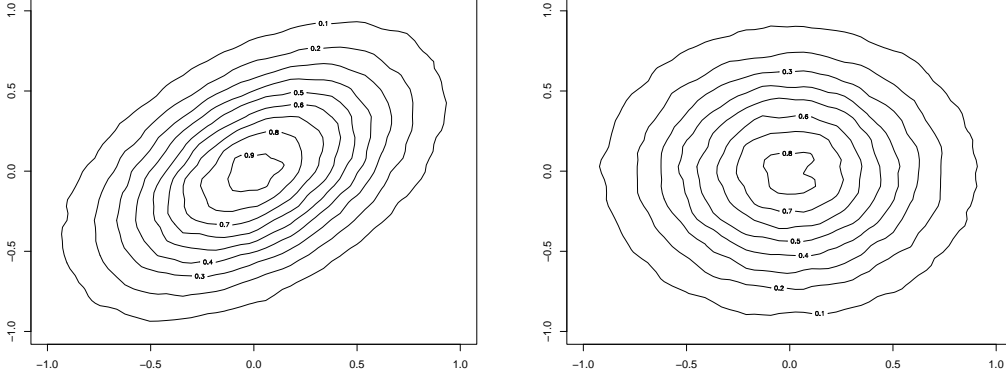


Figure 1: The contour of the probability density function of  $(X, Y)|Z = 0$  and  $(X', Y)|Z = 0$  when  $(X, Y, Z)$  follows a trivariate normal distribution with mean at the origin and variance-covariance matrix being the equicorrelation matrix with correlation  $\rho_0 = 0.8$ .

to reject  $H_0$ . This behaviour can be avoided if a test statistic is constructed using the knowledge of  $\mathbf{X}|\mathbf{Z}$ .

The CRT allows us to generate new observations  $\mathbf{X}'_i \sim \mathbb{P}_{\mathbf{X}|\mathbf{Z}}$  such that  $\mathbf{X}' \perp\!\!\!\perp \mathbf{Y}|\mathbf{Z}$ . So, when  $H_1$  is true, there is a clear distributional difference between the random vectors  $(\mathbf{X}, \mathbf{Y}, \mathbf{Z})$  and  $(\mathbf{X}', \mathbf{Y}, \mathbf{Z})$ . Consider the following example. Assume  $(X, Y, Z)$  follows a trivariate normal distribution with mean at the origin, and the variance-covariance matrix being the equicorrelation matrix with correlation  $\rho_0 = 0.8$ . Clearly,  $X \not\perp\!\!\!\perp Y|Z$  and  $X|Z \sim \mathcal{N}_1(Z, 1 - \rho_0^2)$ . Figure 1, displays the contour plots of the probability density function of  $(X, Y)|Z = 0$  and  $(X', Y)|Z = 0$ , where  $X' \sim \mathcal{N}_1(Z, 1 - \rho_0^2) \stackrel{D}{=} X|Z$ . Clearly, the joint distributions of  $(X, Y)|Z$  and  $(X', Y)|Z$  are different when  $X \not\perp\!\!\!\perp Y|Z$ . On the other hand,  $(X, Y, Z) \stackrel{D}{=} (X', Y, Z)$  under  $H_0$ . In this article, the random vector  $(X', Y, Z)$  is referred to as the conditionally independent variant of  $(X, Y, Z)$ . The notion of conditionally independent variant is formally defined as follows.

**Definition 1.** Let  $(\mathbf{X}, \mathbf{Y}, \mathbf{Z})$  be a random vector. Call the random vector  $(\mathbf{X}', \mathbf{Y}, \mathbf{Z})$  a Conditionally Independent (CI) variant of  $(\mathbf{X}, \mathbf{Y}, \mathbf{Z})$  if  $\mathbf{X}'|\mathbf{Z} \stackrel{D}{=} \mathbf{X}|\mathbf{Z}$  and  $\mathbf{X}' \perp\!\!\!\perp \mathbf{Y}|\mathbf{Z}$ .

The notion of CI variants facilitates measuring the strength of conditional dependence by borrowing ideas from the two-sample test literature (see Székely and Rizzo, 2023). This is explored in the following section.

## 2.2 The Measure of Dependence

Let  $\varphi_1, \varphi_2$  be the characteristic function of  $\mathbf{V} = (\mathbf{X}, \mathbf{Y}, \mathbf{Z})$  and  $\mathbf{V}' = (\mathbf{X}', \mathbf{Y}, \mathbf{Z})$  - the CI variant of  $\mathbf{V}$  - respectively. Then, it is easy to see that  $\mathbf{X} \perp\!\!\!\perp \mathbf{Y}|\mathbf{Z}$  if and only if  $\varphi_1$  and  $\varphi_2$  are equal. Motivated by this fact, a measure of conditional dependence can be defined as follows.

$$\zeta_W(\mathbf{P}) = \int \left| \varphi_1(\mathbf{t}, \mathbf{u}, \mathbf{v}) - \varphi_2(\mathbf{t}, \mathbf{u}, \mathbf{v}) \right|^2 W(\mathbf{t}, \mathbf{u}, \mathbf{v}) d\mathbf{t} d\mathbf{u} d\mathbf{v}, \quad (2)$$

where  $W(\mathbf{t}, \mathbf{u}, \mathbf{v})$  is some probability density function.  $W$  can also be as in Székely and Rizzo (2023). However, in such cases, some appropriate moment-based assumptions are needed on the distribution of  $(\mathbf{X}, \mathbf{Y}, \mathbf{Z})$  for  $\zeta_W(\cdot)$  to be finite. Therefore, in this article,  $W$  assumed to be a probability density

function. Clearly,  $\zeta_W(\mathbf{P})$  is non-negative and it takes the value zero if and only if  $\varphi_1 = \varphi_2$  under suitable choices of  $W$ . This is formally stated in the following theorem.

**Theorem 2.1.**  $\zeta_W(\mathbf{P})$  is non-negative, and if  $W$  is supported on the entire space, it is zero if and only if  $\mathbf{X} \perp\!\!\!\perp \mathbf{Y} \mid \mathbf{Z}$ .

Note that  $\zeta_W(\mathbf{P})$  is the weighted average of  $|\varphi_1(\mathbf{t}, \mathbf{u}, \mathbf{v}) - \varphi_2(\mathbf{t}, \mathbf{u}, \mathbf{v})|^2$  with respect to the weight  $W$ . Here,  $W$  is taken to be the density of  $\mathcal{N}(\mathbf{0}, \sigma^2 \mathbf{I}_d)$ , the normal distribution with mean  $\mathbf{0}$  and the variance covariance matrix  $\sigma^2 \mathbf{I}_d$  for some  $\sigma^2 > 0$ . For this choice of  $W$ , a closed-form expression of  $\zeta_W(\mathbf{P})$  results as follows.

**Theorem 2.2.** For any  $\mathbf{v}_1, \mathbf{v}_2 \in \mathbb{R}^d$ ,

$$\int \exp \{i \langle \mathbf{s}, \mathbf{v}_1 - \mathbf{v}_2 \rangle\} \frac{1}{(2\pi\sigma^2)^{d/2}} \exp \left\{ -\frac{\|\mathbf{s}\|^2}{2\sigma^2} \right\} d\mathbf{s} = \exp \left\{ -\frac{\sigma^2}{2} \|\mathbf{v}_1 - \mathbf{v}_2\|^2 \right\}.$$

Using the above identity, one can establish

$$\begin{aligned} \zeta_\sigma(\mathbf{P}) &:= \zeta_{\mathcal{N}(\mathbf{0}, \sigma^2 \mathbf{I}_d)}(\mathbf{P}) \\ &= \mathbb{E} \left[ \exp \left\{ -\frac{\sigma^2}{2} \|\mathbf{V}_1 - \mathbf{V}_2\|^2 \right\} \right] + \mathbb{E} \left[ \exp \left\{ -\frac{\sigma^2}{2} \|\mathbf{V}'_1 - \mathbf{V}'_2\|^2 \right\} \right] - 2\mathbb{E} \left[ \exp \left\{ -\frac{\sigma^2}{2} \|\mathbf{V}'_1 - \mathbf{V}_2\|^2 \right\} \right], \end{aligned} \quad (3)$$

where  $\mathbf{V}_1 = (\mathbf{X}_1, \mathbf{Y}_1, \mathbf{Z}_1)$  and  $\mathbf{V}_2 = (\mathbf{X}_2, \mathbf{Y}_2, \mathbf{Z}_2)$  be independent copies of  $(\mathbf{X}, \mathbf{Y}, \mathbf{Z}) \sim \mathbf{P}$  and  $\mathbf{V}'_i$ 's are their respective CI variants.

Note that  $\zeta_\sigma(\mathbf{P})$  can also be interpreted as the kernel Maximum Mean Discrepancy (see Gretton et al., 2012) between the distribution of  $(\mathbf{X}, \mathbf{Y}, \mathbf{Z})$  and its CI variant  $(\mathbf{X}', \mathbf{Y}, \mathbf{Z})$  with respect to the Gaussian kernel  $K(\mathbf{x}, \mathbf{y}) = \exp\{-\frac{\sigma^2}{2}\|\mathbf{x} - \mathbf{y}\|^2\}$ . One can also use other weight functions  $W$  such as the Cauchy distribution or the Laplace distribution, which will give a similar representation with respect to the Laplace or Inverse Quadratic kernel. In the following sections, all theoretical results are presented for  $\zeta_\sigma(\mathbf{P})$  only, as defined in (3). However, most of the results will have straight forward extensions if the Gaussian kernel is replaced with other bounded kernels.

### 2.3 Estimation of $\zeta_\sigma(\mathbf{P})$

Before estimating  $\zeta_\sigma(\mathbf{P})$ , note that  $\zeta_\sigma(\mathbf{P})$  is a combination of three expectation functionals. Among them the terms  $\mathbb{E}[K(\mathbf{V}'_1, \mathbf{V}'_2)]$  and  $\mathbb{E}[K(\mathbf{V}_1, \mathbf{V}'_2)]$  are not estimable based solely on an i.i.d. sample  $\mathcal{D} = \{\mathbf{V}_i = (\mathbf{X}_i, \mathbf{Y}_i, \mathbf{Z}_i)\}_{1 \leq i \leq n}$  from the distribution  $\mathbf{P}$ . Here, the knowledge of  $\mathbf{X} \mid \mathbf{Z}$  can be used to adopt a data augmentation approach to estimate  $\zeta_\sigma(\mathbf{P})$  as follows.

- Generate  $\mathbf{X}'_i \sim \mathbf{X} \mid \mathbf{Z}_i$  for  $i = 1, 2, \dots, n$  to get the augmented data set

$$\mathcal{D}' = \{(\mathbf{X}_i, \mathbf{X}'_i, \mathbf{Y}_i, \mathbf{Z}_i)\}_{1 \leq i \leq n}.$$

- Using the observations from  $\mathcal{D}'$  define

$$\hat{\zeta}_{n,\sigma} = \binom{n}{2}^{-1} \sum_{i=1}^n \sum_{j=i+1}^n \left\{ K(\mathbf{V}_i, \mathbf{V}_j) + K(\mathbf{V}'_i, \mathbf{V}'_j) - 2K(\mathbf{V}_i, \mathbf{V}'_j) \right\}, \quad (4)$$

where  $\mathbf{V}_i = (\mathbf{X}_i, \mathbf{Y}_i, \mathbf{Z}_i)$  and  $\mathbf{V}'_i = (\mathbf{X}'_i, \mathbf{Y}_i, \mathbf{Z}_i)$  for  $i = 1, \dots, n$ .

Clearly,  $\hat{\zeta}_{n,\sigma}$  is a U-statistic with core function

$$g((\mathbf{X}_1, \mathbf{X}'_1, \mathbf{Y}_1, \mathbf{Z}_1), (\mathbf{X}_2, \mathbf{X}'_2, \mathbf{Y}_2, \mathbf{Z}_2)) = K(\mathbf{V}_1, \mathbf{V}_2) + K(\mathbf{V}'_1, \mathbf{V}'_2) - K(\mathbf{V}_1, \mathbf{V}'_2) - K(\mathbf{V}'_1, \mathbf{V}_2). \quad (5)$$

From the theory of U-statistics, it is easy to see that  $\hat{\zeta}_{n,\sigma}$  is an unbiased estimator of  $\zeta_\sigma(\mathbf{P})$ . Also, here  $g$  is a bounded function irrespective of the dimension of the data. Therefore, using bounded difference inequality one can get the following concentration inequality of the proposed estimator.

**Theorem 2.3.** Let  $\{(\mathbf{X}_i, \mathbf{Y}_i, \mathbf{Z}_i)\}_{1 \leq i \leq n}$  be i.i.d. sample from a distribution from  $\mathbf{P}$ , then

$$\mathbb{P}\left[|\hat{\zeta}_{n,\sigma} - \zeta_\sigma(\mathbf{P})| > \epsilon\right] \leq 2 \exp\left\{-\frac{n\epsilon^2}{32}\right\},$$

which holds irrespective of the dimensionality of the data.

Therefore,  $\hat{\zeta}_{n,\sigma}$  has an exponential concentration around its population version  $\zeta_\sigma(\mathbf{P})$ . Using the theory of U-statistics (see Lee, 1990), one can also get the asymptotic distribution of  $\hat{\zeta}_{n,\sigma}$  as the sample size diverges to infinity for multivariate observations.

**Theorem 2.4.** (Asymptotic null distribution) Let  $\{(\mathbf{X}_i, \mathbf{Y}_i, \mathbf{Z}_i)\}_{i=1}^n$  be i.i.d. sample from a distribution from  $\mathbf{P}$  and  $\mathbf{X}'_i \sim \mathbb{P}_{\mathbf{X}|\mathbf{Z}_i}$  for each  $i = 1, \dots, n$ . Assume  $\lambda_k$ s and  $\psi_k$ s be the eigenvalues and eigenfunctions of the integral equation

$$\mathbb{E}\{g((\mathbf{x}, \mathbf{x}', \mathbf{y}, \mathbf{z}), (\mathbf{X}, \mathbf{X}', \mathbf{Y}, \mathbf{Z}))\} = \lambda\psi(\mathbf{x}, \mathbf{x}', \mathbf{y}, \mathbf{z}),$$

where  $g(\cdot, \cdot)$  is as defined in (5). Then under  $H_0$ , as  $n$  grows to infinity,  $n\hat{\zeta}_{n,\sigma}$  converges in distribution to  $\sum_{i=1}^{\infty} \lambda_i(U_i^2 - 1)$ , where  $U_i$ s are i.i.d.  $\mathcal{N}_1(0, 1)$  random variables.

Under  $H_0$ ,  $g(\cdot, \cdot)$  is a completely degenerate core function. Therefore, the limiting null distribution of  $\hat{\zeta}_{n,\sigma}$  is an infinite weighted sum of chi-square random variables. However, under  $H_1$ ,  $g(\cdot, \cdot)$  is a non-degenerate core function and hence  $\hat{\zeta}_{n,\sigma}$  turns out to be asymptotically normal. This is formally stated in the following theorem.

**Theorem 2.5.** (Asymptotic alternate distribution) Let  $\{(\mathbf{X}_i, \mathbf{Y}_i, \mathbf{Z}_i)\}_{i=1}^n$  be i.i.d. sample from  $\mathbf{P}$  and  $\mathbf{X}'_i \sim \mathbb{P}_{\mathbf{X}|\mathbf{Z}_i}$  for each  $i = 1, \dots, n$ . Then under  $H_1$ , as  $n$  grows to infinity,  $\sqrt{n}(\hat{\zeta}_{n,\sigma} - \zeta_\sigma(\mathbf{P}))$  converges in distribution to  $U$ , where  $U \sim \mathcal{N}_1(0, 1)$ .

In practice, the estimator may exhibit randomness due to the data augmentation step. But with increasing sample size, the effect of this added randomness diminishes due to averaging in (4).

**Remark 1.** Note that the proposed methodology relies on the practitioner's ability to generate  $\mathbf{X}'$  from the distribution of  $\mathbf{X}|\mathbf{Z}$  and not knowing the conditional distribution in its context. Due to the modern advancement of AI technologies, it is possible to generate observations without the explicit knowledge of  $\mathbf{X}|\mathbf{Z}$ . So, in practice, one can use the GenAI methods to generate the  $\mathbf{X}$  vector given observations on  $(\mathbf{Y}, \mathbf{Z})$  to check if  $\mathbf{Y}$  is relevant or not in generating the  $\mathbf{X}$  observations.

## 2.4 Test of Conditional Dependence

Note that  $\zeta_\sigma$  characterizes  $H_0$  and  $H_1$  (when  $\mathbf{X}|\mathbf{Z}$  is known) and it can be consistently estimated by  $\hat{\zeta}_{n,\sigma}$ , which has some nice large sample properties. Therefore, under  $H_1$ ,  $\hat{\zeta}_{n,\sigma}$  takes larger values compared to its value under  $H_0$ . Using this fact one can reject  $H_0$  if  $\hat{\zeta}_{n,\sigma}$  is large. However, the theoretical quantiles of the asymptotic distribution of  $n\hat{\zeta}_{n,\sigma}$  from Theorem 2.4 are not analytically tractable. One might be tempted to use the permutation method to calibrate the test, due to its similarity to the MMD test. However, the permutation method is not appropriate for the present context. Since, the observations  $\{(\mathbf{X}_i, \mathbf{Y}_i, \mathbf{Z}_i)\}_{1 \leq i \leq n}$  and  $\{(\mathbf{X}'_i, \mathbf{Y}_i, \mathbf{Z}_i)\}_{1 \leq i \leq n}$  are dependent. However, under  $H_0$ ,  $(\mathbf{X}_i, \mathbf{X}'_i, \mathbf{Y}_i, \mathbf{Z}_i) = (\mathbf{X}'_i, \mathbf{X}_i, \mathbf{Y}_i, \mathbf{Z}_i)$  for each  $i = 1, 2, \dots, n$ . Therefore, using this coordinate exchangeability property, we can propose the following resampling algorithm.

### Resampling algorithm

- A. Given the augmented data  $\mathcal{D}'$  compute the test statistic  $\hat{\zeta}_{n,\sigma}$ .
- B. Let  $\pi = (\pi(1), \dots, \pi(n))$  be an element in  $\{0, 1\}^n$ . Define  $\mathbf{U}_i = \pi(i)\mathbf{X}_i + (1 - \pi(i))\mathbf{X}'_i$  and  $\mathbf{U}'_i = (1 - \pi(i))\mathbf{X}_i + \pi(i)\mathbf{X}'_i$  for  $i = 1, 2, \dots, n$ . Use  $\{(\mathbf{U}_i, \mathbf{U}'_i, \mathbf{Y}_i, \mathbf{Z}_i)\}_{1 \leq i \leq n}$  to compute  $\hat{\zeta}_{n,\sigma}(\pi)$ , the resampling analogue of  $\hat{\zeta}_{n,\sigma}$ .
- C. Repeat step B for all possible  $\pi$  to get the critical value for a level  $\alpha$  ( $0 < \alpha < 1$ ) test as

$$\hat{c}_{1-\alpha} = \inf\{t \in \mathbb{R} : \frac{1}{2^n} \sum_{\pi \in \{0, 1\}^n} \mathbb{I}[\hat{\zeta}_{n,\sigma}(\pi) \leq t] \geq 1 - \alpha\}.$$

Reject  $H_0$  if  $\hat{\zeta}_{n,\sigma} > \hat{c}_{1-\alpha}$  when the nominal level is  $\alpha$ . Here the conditional p-value is given by

$$p_n = \frac{1}{2^n} \sum_{\pi \in \{0, 1\}^n} \mathbb{I}[\hat{\zeta}_{n,\sigma}(\pi) \geq \hat{\zeta}_{n,\sigma}]. \quad (6)$$

Alternatively, one can reject  $H_0$  if  $p_n < \alpha$ . This turns out to be a valid level  $\alpha$  test, which is formally stated in the following theorem.

**Proposition 2.1.** Let  $\hat{\zeta}_{n,\sigma}$  be the estimator of  $\zeta_\sigma(\mathbf{P})$  as defined in (3) and  $p_n$  be the conditional p-value as defined in (6). Then, under  $H_0$ , we have  $\mathbb{P}\{p_n < \alpha\} \leq \alpha$  irrespective of the values of  $n$  and  $d$ .

**Remark 2.** The computational complexity of the test is of the order  $O(Bn^2)$ , which can be quite easily computed on modern computers. Additionally, the test statistic is based on pairwise distances between observed data and their CI variants. So, the pairwise distance matrix needs to be computed once and can be reused in the resampling step, unlike the CRT framework.

Interestingly, one can also control the threshold  $\hat{c}_{1-\alpha}$  by a deterministic sequence that does not depend on  $d$  and it converges to zero as  $n$  diverges to infinity. This is formally stated in the following theorem.

**Proposition 2.2.** If  $\{(\mathbf{X}_i, \mathbf{Y}_i, \mathbf{Z}_i)\}_{1 \leq i \leq n}$  are i.i.d. observations from a  $d$ -dimensional distribution  $\mathbf{P}$ , then for any  $\alpha$  ( $0 < \alpha < 1$ ), the inequality  $\hat{c}_{1-\alpha} \leq 2(\alpha(n-1))^{-1}$  holds with probability one.

Therefore, irrespective of the value of  $d$ ,  $\hat{c}_{1-\alpha}$  is of order  $O_P(n^{-1})$  and it converges to zero almost surely as  $n$  diverges to infinity. Since, under  $H_1$ ,  $\hat{\zeta}_{n,\sigma}$  converges to a positive number, the conditional p-value  $p_n$  converges to zero as  $n$  diverges to infinity. Hence, the power of the resulting conditional test converges to one. This is formally stated in the following theorem.

**Proposition 2.3.** For any fixed alternative, the power of the conditional test based on  $p_n$  converges to one as  $n$  diverges to infinity.

Although the above resampling algorithm leads to a consistent level  $\alpha$  test, computing  $\hat{c}_{1-\alpha}$  can still be computationally expensive. Therefore, we propose an approximate p-value using the randomization technique. Generate  $\pi_1, \pi_2, \dots, \pi_B$  uniformly from  $\{0, 1\}^n$  and compute the randomized p-value

$$p_{n,B} = \frac{1}{(B+1)} \left( \sum_{i=1}^B \mathbb{I}\{\hat{\zeta}_{n,\sigma}(\pi_i) \geq \hat{\zeta}_{n,\sigma}\} + 1 \right). \quad (7)$$

Then, reject  $H_0$  if  $p_{n,B} < \alpha$ . The following theorem shows that  $p_{n,B}$  closely approximates  $p_n$  for large  $B$  and thereby justifies the use of  $p_{n,B}$  for the practical implementation of the proposed test.

**Theorem 2.6.** Given the augmented data  $\mathcal{D}'$ , for any  $\epsilon > 0$  and  $B \in \mathbb{N}$ , one can get

$$\mathbb{P} \left[ |p_{n,B} - p_n| > \epsilon + \frac{1}{B+1} \right] \leq 2 \exp \left\{ -2B\epsilon^2 \right\}.$$

As a consequence,  $|p_{n,B} - p_n| \xrightarrow{a.s.} 0$  as  $B$  diverges to infinity.

**Remark 3.** Note that Theorem 2.6 ensures that our randomized p-value  $p_{n,B}$  is very close to the conditional resampling p-value  $p_n$  even if  $B$  is moderately large. Therefore, in practice, choosing a moderately large  $B$  will ensure that the test based on  $p_{n,B}$  will lead to the same conclusion as the test based on  $p_n$ .

Note that the proposed measure is designed to detect the variation in the characteristic functions of the random vectors and their CI variants. This enables one to measure both linear and non-linear conditional dependence between the random vectors. Thus, two of the set goals have been achieved. Now we proceed to show that our test is efficient against local contiguous alternatives and its applicability against high-dimensional data sets.

### 3 Theoretical properties of the test

Section 3.1 deals with establishing the Pitman efficiency of the proposed test against multivariate local contiguous alternatives. In Section 3.2, it is established that the proposed test is consistent for high-dimensional data sets when the dimension of the data is comparable to the sample size.

#### 3.1 Efficiency against local alternatives

In this section, the performance of the proposed test is evaluated against alternatives of the form

$$F_{1-\beta_n n^{-1/2}} = (1 - \beta_n n^{-1/2})G + (\beta_n n^{-1/2})F,$$

where  $\beta_n$  is a sequence of positive numbers converging to  $\beta \in [0, \infty)$  as  $n \rightarrow \infty$ ,  $\zeta_\sigma(G) = 0$ , but  $\zeta_\sigma(F) > 0$ . We also assume that  $F$  and  $G$  has probability density functions  $f$  and  $g$ , respectively. The following result shows that under suitable assumptions on  $F$  and  $G$ ,  $F_{1-\beta_n n^{-1/2}}$  turns out to be a contiguous and locally asymptotically normal alternative of  $G$ .

**Proposition 3.1.** Let  $\{(\mathbf{X}_i, \mathbf{Y}_i, \mathbf{Z}_i)\}_{1 \leq i \leq n}$  be i.i.d. observations from  $G$ . Under the assumption that  $\mathbb{E}[f(\mathbf{X}_1, \mathbf{Y}_1, \mathbf{Z}_1)/g(\mathbf{X}_1, \mathbf{Y}_1, \mathbf{Z}_1) - 1]^2 < \infty$  and  $\beta_n \rightarrow \beta \in [0, \infty)$ , one gets

$$\begin{aligned} & \log \left\{ \prod_{i=1}^n \left( 1 + \frac{\beta_n}{\sqrt{n}} \left\{ \frac{f(\mathbf{X}_i, \mathbf{Y}_i, \mathbf{Z}_i)}{g(\mathbf{X}_i, \mathbf{Y}_i, \mathbf{Z}_i)} - 1 \right\} \right) \right\} \\ &= \frac{\beta_n}{\sqrt{n}} \sum_{i=1}^n \left\{ \frac{f(\mathbf{X}_i, \mathbf{Y}_i, \mathbf{Z}_i)}{g(\mathbf{X}_i, \mathbf{Y}_i, \mathbf{Z}_i)} - 1 \right\} + \frac{\beta_n^2}{2} \mathbb{E} \left\{ \frac{f(\mathbf{X}_1, \mathbf{Y}_1, \mathbf{Z}_1)}{g(\mathbf{X}_1, \mathbf{Y}_1, \mathbf{Z}_1)} - 1 \right\}^2 + o_P(1), \end{aligned}$$

as  $n$  grows to infinity.

Now, to study the asymptotic behaviour of the proposed test against such alternatives, one needs to evaluate the asymptotic behaviour of  $n\hat{\zeta}_{n,\sigma}$  using Proposition 3.1 and Le Cam's third lemma. The following theorem summarizes our findings for  $n\hat{\zeta}_{n,\sigma}$  under  $F_{1-\beta_n n^{-1/2}}$ .

**Theorem 3.1.** (Local limit distribution) Let  $\{(\mathbf{X}_i, \mathbf{Y}_i, \mathbf{Z}_i)\}_{1 \leq i \leq n}$  be i.i.d. observations from  $F_{1-\beta_n n^{-1/2}}$  and  $\mathbf{X}'_i \sim \mathbb{P}_{\mathbf{X}|\mathbf{Z}_i}$  for each  $i = 1, \dots, n$ . Then, as  $n$  tends to infinity,

$$n\hat{\zeta}_{n,\sigma} \xrightarrow{D} \sum_{k=1}^{\infty} \lambda_k \left( (U_k + \beta \mathbb{E}_F \{\psi_k(\mathbf{X}_1, \mathbf{X}'_1)\})^2 - 1 \right),$$



where  $U_k$ s are i.i.d. standard normal random variables and  $\lambda_k$ s and  $\psi_k$ s are the eigenvalues and eigenfunctions of the integral equation

$$\mathbb{E} \{g((\mathbf{x}, \mathbf{x}', \mathbf{y}, \mathbf{z}), (\mathbf{X}, \mathbf{X}', \mathbf{Y}, \mathbf{Z}))\} = \lambda \psi(\mathbf{x}, \mathbf{x}', \mathbf{y}, \mathbf{z}),$$

where  $g(\cdot, \cdot)$  is as defined in (5) and  $\mathbf{V} = (\mathbf{X}, \mathbf{Y}, \mathbf{Z}) \sim G$  and  $\mathbf{V}'$  is the CI variant of  $\mathbf{V}$ .

Theorem 3.1 shows that under  $F_{1-\beta_n n^{-1/2}}$ , the limit distribution of  $n\hat{\zeta}_{n,\sigma}$  is stochastically larger than its limiting null distribution as in Theorem 2.4 when  $\mathbf{V} \sim G$ . However, since a resampling algorithm is used to calibrate the test, Theorem 3.1 is not enough to conclude the efficiency of our test. The local asymptotic behavior of the resampling test statistic  $n\hat{\zeta}_{n,\sigma}(\pi)$  is also required. The following theorem establishes the Pitman efficiency of the proposed test against alternatives of the form  $F_{1-\beta_n n^{-1/2}}$ .

**Theorem 3.2.** Let  $\mathbf{V}_1 = (\mathbf{X}_1, \mathbf{Y}_1, \mathbf{Z}_1), \dots, \mathbf{V}_n = (\mathbf{X}_n, \mathbf{Y}_n, \mathbf{Z}_n) \stackrel{i.i.d.}{\sim} F_{1-\beta_n n^{-1/2}}$ . Then,

- (a) If  $\beta_n \rightarrow 0$ , the power of resampling test converges to the nominal level  $\alpha$ .
- (b) If  $\beta_n \rightarrow \beta \in (0, \infty)$ , the power of resampling test converges to

$$\mathcal{L}(\beta) = \mathbb{P} \left[ \sum_{i=1}^{\infty} \lambda_i ((Z_i + \beta \mathbb{E}_F \{\psi_i(\mathbf{X}_1, \mathbf{X}_1')\})^2 - 1) \geq z_{1-\alpha} \right],$$

where  $Z_i$ s are i.i.d.  $\mathcal{N}_1(0, 1)$  random variables,  $\lambda_k$ s and  $\psi_k$ s are as in Theorem 3.1 and  $z_{1-\alpha}$  is the  $(1 - \alpha)$ -th quantile of the distribution of  $\sum_{i=1}^{\infty} \lambda_i (Z_i^2 - 1)$ .

- (c) If  $\beta_n \rightarrow \infty$ , the power of resampling test converges to one.

Theorem 3.2 shows that as  $\beta$  increases from zero to infinity, the power of the test gradually increases from  $\alpha$  to one. However, the exact expression of the limit  $\mathcal{L}(\beta)$  is not analytically tractable. This establishes that the test is Pitman efficient against local contiguous alternatives of the form  $F_{1-\beta_n n^{-1/2}}$ . Similar results can also be established for alternatives considered in Shi et al. (2024). But  $F_{1-\beta_n n^{-1/2}}$  is chosen for its simplicity both from an analytical and sample generation perspective.

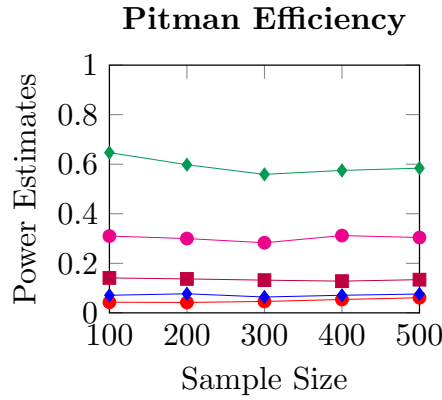


Figure 2: Power of the proposed test for different values of  $\beta$  (1 (red circle), 3 (blue diamond), 5 (magenta square), 7 (red circle), 9 (green diamond)), and  $n$  (100, ..., 500) when the samples are generated from a mixture of (a)  $X = Z + \eta_1$ ,  $Y = Z + \eta_2$ ,  $Z, \eta_1, \eta_2 \stackrel{i.i.d.}{\sim} N(0, 1)$  and (b)  $X = Z + \eta_1$ ,  $Y = Z + X + \eta_2$ ,  $Z, \eta_1, \eta_2 \stackrel{i.i.d.}{\sim} N(0, 1)$  with mixing proportion  $(1 - \beta/\sqrt{n})$  and  $\beta/\sqrt{n}$ , respectively.

Consider an example where  $\mathbf{V}_1 = (X_1, Y_1, Z_1), \dots, \mathbf{V}_n = (X_n, Y_n, Z_n)$  are randomly sampled from the mixture of the random variables sampled using (a)  $X = Z + \eta_1, Y = Z + \eta_2, Z, \eta_1, \eta_2 \stackrel{i.i.d.}{\sim} N(0, 1)$  and (b)  $X = Z + \eta_1, Y = Z + X + \eta_2, Z, \eta_1, \eta_2 \stackrel{i.i.d.}{\sim} N(0, 1)$  with mixing proportion  $(1 - \beta/\sqrt{n})$  and  $\beta/\sqrt{n}$ , respectively. The power of the test is calculated based on the proportion of times the test rejects  $H_0$  as in (1) on 1000 replications of the experiment. Our results are reported in Figure 2 for different values of  $\beta$  and sample size  $n$ . Clearly, the power of our test converges to a nontrivial limit with increasing sample size as presented in Theorem 3.2, confirming the Pitman efficiency of our test. Several tests available in the literature for testing conditional dependence does not have the Pitman efficiency property, which makes the proposed test particularly desirable in practice.

### 3.2 High-dimensional consistency

Modern advancement of computational technologies has enabled researchers from various fields to store and analyze huge data sets. These data sets contain observations on several features which is often comparable to or larger than the sample size. Such data sets are popularly termed as high-dimensional data sets. The advent of such data sets necessitates the development of algorithms for multidimensional observations that are scalable to the high-dimensionality of the observations. A popular approach in the literature is to develop algorithms using pairwise distances. The proposed test statistic being a pairwise distance-based test naturally scales to such data sets. However, to study its behaviour for such data sets, one first needs to understand the effects of dimensionality on the basic properties of the test statistic. The following result gives a direction in this regard.

**Proposition 3.2.** Let  $\{(\mathbf{X}_i, \mathbf{Y}_i, \mathbf{Z}_i)\}_{1 \leq i \leq n}$  be i.i.d. observations from  $P$ , a  $d$ -dimensional distribution. Then, irrespective of the dimensionality of the data

$$\mathbb{E}[\hat{\zeta}_{n,\sigma}] = \zeta_\sigma(P) \quad \text{and} \quad \text{Var}[\hat{\zeta}_{n,\sigma}] \leq \binom{n}{2}^{-1} [4(n-1)\zeta_\sigma(P) + 4].$$

Note that the effect of dimensionality of the data on the proposed estimator is mainly through the dependency of  $\zeta_\sigma(P)$  on the dimension  $d$ . So, in large dimensions, if  $\zeta_\sigma(P)$  remains bounded away from zero (i.e., it is able to detect the conditional dependence between the random variables), the estimator will also concentrate well enough around  $\zeta_\sigma(P)$ , given that the sample size is sufficiently large. However, a more stronger result can be established involving the rate of convergence of  $\zeta_\sigma(P)$  towards zero, which is formally stated in the following theorem.

**Theorem 3.3.** Let  $\{(\mathbf{X}_i, \mathbf{Y}_i, \mathbf{Z}_i)\}_{1 \leq i \leq n}$  be i.i.d. observations from  $P$ , a  $d$ -dimensional distribution. Assume  $d = d(n)$  grows with the sample size  $n$ . If  $n\zeta_\sigma(P)$  diverges to infinity as  $n$  increases, the power of our test converges to one as  $n$  and  $d$  both diverge to infinity.

**Remark 4.** In practice, if one has  $\liminf_{d \rightarrow \infty} \zeta_\sigma(P) > 0$ , the power of the test converges to one even if the sample size increases at a very slow rate. In case  $\liminf_{d \rightarrow \infty} \zeta_\sigma(P) = 0$ , one needs to increase the sample size appropriately to get a good performance of the proposed test, which can be controlled by the practitioner. Otherwise, the power of the test will fall below the nominal level  $\alpha$ . To the best of my knowledge, such results have not been explored in the literature prior to this work in the context of conditional independence testing.

## 4 Empirical Analysis

In this section, the empirical performance of the test is evaluated against the test studied in Shi et al. (2022) based on Azadkia-Chatterjee's partial correlation coefficient, the conditional distance correlation test proposed in Wang et al. (2015) under the CRT framework, the Generalized Covariance

Measure proposed in (Shah and Peters, 2020), and the weighted Generalized Covariance Measure as in (Scheidegger et al., 2022). These tests are referred to as the AC test, the cDC.CRT test, the GCM test, and the wGCM test, respectively. There are multiple ways to carry out the GCM test depending upon the method used to estimate the regression function. Here, the generalized additive model is used for that purpose. Scheidegger et al. (2022) proposed two different tests using the wGCM where one can either choose a weight function apriori and use it for the entire data or estimate the optimal weight function based on a training data set and apply the test on the validation data set. Here, also the generalized additive model is used to estimate the regression functions and the corresponding tests are referred to as wGCM.fix test and wGCM.est test, respectively. For the proposed test two different results are presented, one based on the proposed resampling algorithm and another based on the CRT framework. We refer to the tests as the AUG test and the AUG.CRT test, respectively.

Throughout the rest of the article, all tests are considered to be at 5% nominal level. For the resampling based tests, the cut-offs are computed based on 500 interactions. Each experiment is repeated 1000 times to compute the power of the tests based on the proportion of times they rejected  $H_0$ . First, consider an example involving unidimensional observations in simple regression framework.

**Example 1.** Let  $X, Y$  and  $Z$  be univariate random variables such that  $Z \sim F$ ,  $X = Z + \varepsilon_1$  and  $Y = rX + Z + \varepsilon_2$ , where  $\varepsilon_1, \varepsilon_2 \stackrel{i.i.d.}{\sim} F$  independent of  $Z$  and  $r \in \mathbb{R}$  and  $F$  is (a) standard normal distribution, (b) standard Student's t-distribution with 4 degrees of freedom and (c) standard Cauchy distribution. It is easy to see that if  $r = 0$ ,  $X \perp\!\!\!\perp Y|Z$  and  $X \not\perp\!\!\!\perp Y|Z$ , otherwise. Moreover, the strength of the conditional dependence between  $X$  and  $Y$  given  $Z$  increases as  $|r|$  increases from zero to infinity. Power of these tests are computed for different choices of  $r$  while the sample size  $n = 50$ . The findings are reported in Figure 3. Observe that most of the competing tests are affected by the presence of outliers in the data. Note that Example 1(a) to 1(c) can be viewed as ordered examples with increasing degree of heaviness within the tail regions. The effect of this is reflected in the power of the tests.

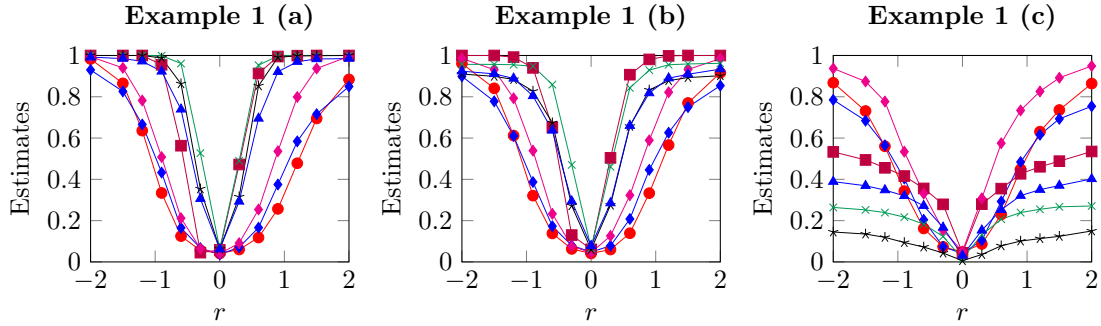


Figure 3: Powers of the AUG test (●), the AUG.CRT test (◆), the cDC.CRT test (■), the AC test (◇), the GCM test (×), the GCM.fix test (▲) and the wGCM.est test (★) in Examples 1 (a)-(c).

**Example 2.** Here, some bivariate distributions are considered with geometric dependence structures. Specifically, suppose  $Z \sim \text{Unif}(0, 1)$ ,  $X = Z + \eta_1$ , and  $Y = Z + \eta_2$ , where  $(\eta_1, \eta_2)$  are generated from an equal mixture of two bivariate normal distributions. These distribution are centered with variance-covariance matrix  $\Sigma_1$  and  $\Sigma_2$ , respectively. The power of the tests are computed for

$$(a) \Sigma_1 = \begin{pmatrix} 1 & 0 \\ 0 & 1 \end{pmatrix}, \Sigma_2 = \begin{pmatrix} 10 & 0 \\ 0 & 10 \end{pmatrix} \quad \text{and} \quad (b) \Sigma_1 = \begin{pmatrix} 1 & 0 \\ 0 & 10 \end{pmatrix}, \Sigma_2 = \begin{pmatrix} 10 & 0 \\ 0 & 1 \end{pmatrix}.$$

Figure 4 shows the power of the tests for varying sample sizes. Here, the regression-based tests have very poor performance, because the covariance between  $(\eta_1, \eta_2)$  is zero. In Example 2 (a) the AUG

and AUG.CRT test and the cDC.CRT test had comparable performance. However, in Example 2 (b) the AUG and AUG.CRT tests significantly outperformed its competitors. Note that in this case the correlation between pairwise distances of  $\eta_1$  and  $\eta_2$  is negative, where distance correlation based methods tend to perform poorly. For instance, in the context of independence testing Sarkar and Ghosh (2018) noted that if the correlation between the pairwise distances is negative, the distance correlation test performs poorly even for moderately large sample size. In the context of conditional independence test Banerjee et al. (2024) also observed a similar phenomenon.

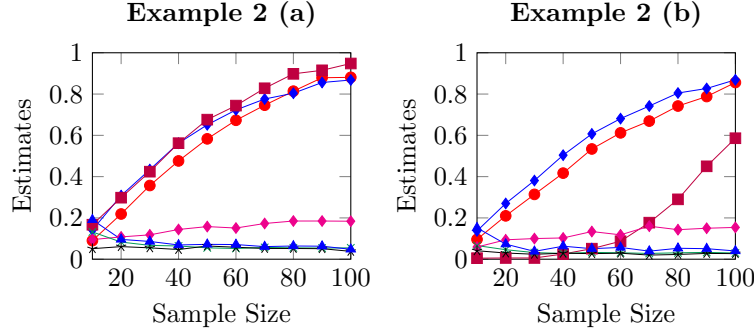


Figure 4: Powers of the AUG test (●), the AUG.CRT test (◆), the cDC.CRT test (■), the AC test (◆), the GCM test (×), the GCM.fix test (▲) and the wGCM.est test (★) in Examples 2 (a)-(b).

Now consider a high-dimensional alternative of Example 2. Here,  $X, Y$  are uni-dimensional, but the dimension of the confounding random vector  $\mathbf{Z}$  high. Power of all tests are computed against the dimension of the random vector  $\mathbf{Z}$ . In this scenario, the GCM and wGCM tests are not applicable and the cDC.CRT test becomes computationally expensive. Therefore, the performance of the AUG tests are only compared with with the AC test.

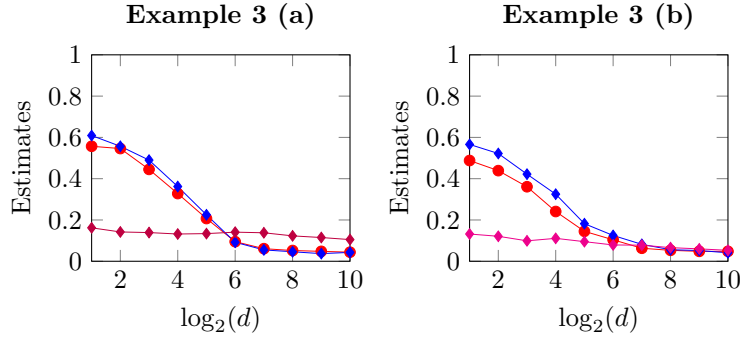


Figure 5: Powers of the AUG test (●), the AUG.CRT test (◆) and the AC test (◆) in Examples 3 (a) and (b).

**Example 3.** Let  $X = f(\mathbf{Z}) + \eta_1$  and  $Y = f(\mathbf{Z}) + \eta_2$  where  $\eta_1, \eta_2$  are i.i.d. observations as in Example 2, and  $\mathbf{Z}$  is sampled from a  $d$ -dimensional standard normal distribution independently of  $\eta_1, \eta_2$ . Here,  $f(u) = \sum_{i=1}^d |u_i| / \sqrt{\sum_{i=1}^d u_i^2}$ . Power of different tests are computed for different choices of  $d$  ( $2^i, i = 1, 2, \dots, d$ ) while the sample size is  $n = 50$ . The results are reported in Figure 5. Observe that the tests had moderate power in lower dimensions. But with increasing dimensions, the power of the tests dropped below the nominal level  $\alpha$ . Note that these tests are distance based and in higher

dimensions the distances tends to concentrate around certain values. A careful consideration of the pairwise distances shows that the concentration of the distances can be derived solely based on the distribution of  $\mathbf{Z}$  for this example. Therefore, with increasing dimensions, the information about the conditional dependence in the pairwise distances diminishes. This resulted in the declining power of the tests as shown in Figure 5. Now, according to the result in Theorem 3.3, this limitation can be alleviated if the sample size increases along with the dimension at a suitable rate. This is explored in the following example.

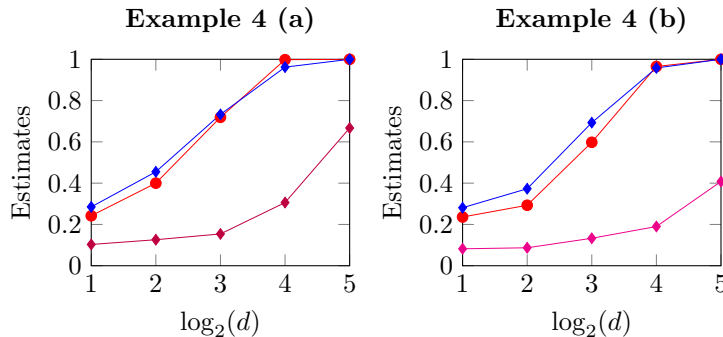


Figure 6: Powers of the AUG test (●), the AUG.CRT test (◆) and the AC test (◆) in Examples 4 (a) and (b).

**Example 4.** Consider the same random variables as in Example 3 but now generate  $n = d^2 + 20$  many observations from the data where  $d$  is the dimension of the random vector  $\mathbf{Z}$ . The results are reported in Figure 6. Observe that the behaviour of the proposed test is in agreement with the result of Theorem 3.3. It is also interesting to observe that a similar behaviour is exhibited by the AC test suggesting high-dimensional consistency of the test. However, the proposed test has an overwhelmingly better performance compared to the AC test.

In simulation scenarios, it has been observed that the AUG test and the AUG.CRT test had a similar performance. However, the AUG test is computationally much faster than the AUG.CRT test. Also, from the practical point of view it can be expensive to generate multiple samples from the distribution of  $\mathbf{X}|\mathbf{Z}$ . But the proposed method requires to generate such samples only once, making it affordable in practice. These flexibilities with guaranteed power properties makes the AUG test more appealing than the AUG.CRT test from both theoretical, practical perspectives.

## 5 Discussion and Conclusion

In this article, a measure of conditional dependence leveraging on the model-X framework. An estimator of the measure is constructed using the idea of conditionally independent variants. Its large sample properties are studied under fairly general assumptions. A test of spherical symmetry is also proposed based on the proposed estimator, and it is shown that the proposed test is Pitman efficient against local contiguous alternatives. This property is quite rare in the literature of testing conditional dependence. The consistency of the proposed test is also established against high-dimensional alternatives, and it is demonstrated the superiority of the test against some state-of-the-art methods for both multivariate and high-dimensional alternatives.

In the proposed methodology, the Gaussian kernel is primarily used within the proposed measure. But other characteristic kernels, such as the Laplace or Inverse Quadratic kernel, can also be used to establish similar results. Also, the test heavily relies on the Model-X framework. It will be

interesting to see how this method will perform when the new observations are generated using modern Generative AI methods, such as GAN, VAE, or diffusion-based methods as was recently explored by Zhang et al. (2025). However, their exposition deals with training generative models for both  $\mathbf{X}|\mathbf{Z}$  and  $\mathbf{Y}|\mathbf{Z}$ , but the theoretical properties of their test for high-dimensional alternatives is not clear. A more detailed analysis of the tests of conditional independence for high-dimensional alternatives is needed, which is currently missing from the literature. Recently, Banerjee et al. (2024) proposed the local wild bootstrap test that controls the type-I error asymptotically without relying on the model-X assumption. But, it is primarily useful for low dimensional multivariate observations. In higher dimensions, the proposed methodology not only serves as a consistent procedure but also has lower computational complexity than the tests proposed in the existing literature of the Model-X framework. The empirical studies also reveal the efficacy of our method over the existing tests over the state-of-the-art methods.

## References

- Azadkia, M. and Chatterjee, S. (2021). A simple measure of conditional dependence. *Ann. Statist.*, 49(6):3070–3102.
- Azadkia, M., Chen, L., and Han, F. (2025). Bias correction for chatterjee’s graph-based correlation coefficient. *arXiv preprint arXiv:2508.09040*.
- Banerjee, B. (2024). Testing distributional equality for functional random variables. *J. Multivariate Anal.*, 203:105318.
- Banerjee, B., Bhattacharya, B. B., and Ghosh, A. K. (2024). A ball divergence based measure for conditional independence testing. *arXiv preprint arXiv:2407.21456*.
- Barber, R. F. and Candès, E. J. (2019). A knockoff filter for high-dimensional selective inference. *Ann. Statist.*, 47(5):2504–2537.
- Bergsma, W. (2004). *Testing conditional independence for continuous random variables*. Report Eurandom. Eurandom.
- Berrett, T. B., Wang, Y., Barber, R. F., and Samworth, R. J. (2019). The conditional permutation test for independence while controlling for confounders. *J. R. Stat. Soc., B: Stat. Methodol.*, 82(1):175–197.
- Cai, Z., Li, R., and Zhang, Y. (2022). A distribution free conditional independence test with applications to causal discovery. *J. Mach. Learn. Res.*, 23:Paper No. [85], 41.
- Candes, E., Fan, Y., Janson, L., and Lv, J. (2018). Panning for gold: ‘model-X’ knockoffs for high dimensional controlled variable selection. *J. R. Stat. Soc., B: Stat. Methodol.*, 80(3):551–577.
- Cook, R. D. and Li, B. (2002). Dimension reduction for conditional mean in regression. *Ann. Statist.*, 30(2):455–474.
- Dawid, A. P. (1980). Conditional independence for statistical operations. *Ann. Statist.*, 8(3):598–617.
- Deb, N., Ghosal, P., and Sen, B. (2020). Measuring association on topological spaces using kernels and geometric graphs. *arXiv preprint arXiv:2010.01768*.
- Dobra, A., Hans, C., Jones, B., Nevins, J. R., Yao, G., and West, M. (2004). Sparse graphical models for exploring gene expression data. *Journal of Multivariate Analysis*, 90(1):196–212.
- Doran, G., Muandet, K., Zhang, K., and Schölkopf, B. (2014). A permutation-based kernel conditional independence test. In *UAI*, pages 132–141.

- Fan, J., Feng, Y., and Xia, L. (2020). A projection-based conditional dependence measure with applications to high-dimensional undirected graphical models. *J. Econometrics*, 218(1):119–139.
- Fisher, R. A. (1924). The distribution of the partial correlation coefficient. *Metron*, 3:329–332.
- Fukumizu, K., Gretton, A., Sun, X., and Schölkopf, B. (2007). Kernel measures of conditional dependence. *Advances in neural information processing systems*, 20.
- Gretton, A., Borgwardt, K. M., Rasch, M. J., Schölkopf, B., and Smola, A. (2012). A kernel two-sample test. *J. Mach. Learn. Res.*, 13(1):723–773.
- Györfi, L., Kohler, M., Krzyżak, A., and Walk, H. (2002). *A distribution-free theory of nonparametric regression*. Springer.
- Huang, T.-M. (2010). Testing conditional independence using maximal nonlinear conditional correlation. *Ann. Statist.*, 38(4):2047–2091.
- Huang, Z., Deb, N., and Sen, B. (2022). Kernel partial correlation coefficient—a measure of conditional dependence. *J. Mach. Learn. Res.*, 23:Paper No. [216], 58.
- Katsevich, E. and Ramdas, A. (2022). On the power of conditional independence testing under model-X. *Electron. J. Stat.*, 16(2):6348–6394.
- Katsevich, E. and Sabatti, C. (2019). Multilayer knockoff filter: controlled variable selection at multiple resolutions. *Ann. Appl. Stat.*, 13(1):1–33.
- Kim, I., Neykov, M., Balakrishnan, S., and Wasserman, L. (2022). Local permutation tests for conditional independence. *Ann. Statist.*, 50(6):3388–3414.
- Lauritzen, S. L. (1996). *Graphical models*, volume 17. Clarendon Press.
- Lee, A. J. (1990). *U-Statistics: Theory and Practice*, volume 110 of *Statistics: Textbooks and Monographs*. Marcel Dekker, Inc., New York.
- Li, B. (2018). *Sufficient dimension reduction: Methods and applications with R*. Chapman and Hall/CRC.
- Li, C. and Fan, X. (2020). On nonparametric conditional independence tests for continuous variables. *Wiley Interdiscip. Rev. Comput. Stat.*, 12(3):e1489, 11.
- Li, S., Zhang, Y., Zhu, H., Wang, C., Shu, H., Chen, Z., Sun, Z., and Yang, Y. (2024). K-nearest-neighbor local sampling based conditional independence testing. *Advances in Neural Information Processing Systems*, 36.
- Linton, O. and Gozalo, P. (1996). Conditional independence restrictions: Testing and estimation. Technical report, Cowles Foundation for Research in Economics, Yale University.
- Liu, M., Katsevich, E., Janson, L., and Ramdas, A. (2021). Fast and powerful conditional randomization testing via distillation. 109(2):277–293.
- Maathuis, M., Drton, M., Lauritzen, S., and Wainwright, M. (2018). *Handbook of graphical models*. CRC Press.
- Markowetz, F. and Spang, R. (2007). Inferring cellular networks—a review. *BMC bioinformatics*, 8:1–17.
- Massart, P. (1990). The tight constant in the Dvoretzky-Kiefer-Wolfowitz inequality. *Ann. Probab.*, 18(3):1269–1283.

- Neykov, M., Balakrishnan, S., and Wasserman, L. (2021). Minimax optimal conditional independence testing. *Ann. Statist.*, 49(4):2151–2177.
- Niu, Z., Chakraborty, A., Dukes, O., and Katsevich, E. (2022). Reconciling model-x and doubly robust approaches to conditional independence testing. *arXiv preprint arXiv:2211.14698*.
- Patra, R. K., Sen, B., and Székely, G. J. (2016). On a nonparametric notion of residual and its applications. *Statistics & Probability Letters*, 109:208–213.
- Pearl, J. (1988). *Probabilistic reasoning in intelligent systems: networks of plausible inference*. Morgan Kaufmann, San Mateo, CA.
- Peters, J., Janzing, D., and Schölkopf, B. (2017). *Elements of causal inference: foundations and learning algorithms*. The MIT Press.
- Petersen, L. and Hansen, N. R. (2021). Testing conditional independence via quantile regression based partial copulas. *J. Mach. Learn. Res.*, 22:Paper No. 70, 47.
- Pogodin, R., Schrab, A., Li, Y., Sutherland, D. J., and Gretton, A. (2024). Practical kernel tests of conditional independence. *arXiv preprint arXiv:2402.13196*.
- Runge, J. (2018). Conditional independence testing based on a nearest-neighbor estimator of conditional mutual information. In *International Conference on Artificial Intelligence and Statistics*, pages 938–947. PMLR.
- Sarkar, S. and Ghosh, A. K. (2018). Some multivariate tests of independence based on ranks of nearest neighbors. *Technometrics*, 60(1):101–111.
- Scetbon, M., Meunier, L., and Romano, Y. (2022). An asymptotic test for conditional independence using analytic kernel embeddings. In *International Conference on Machine Learning*, pages 19328–19346. PMLR.
- Scheidegger, C., Hörrmann, J., and Bühlmann, P. (2022). The weighted generalised covariance measure. *J. Mach. Learn. Res.*, 23:Paper No. [273], 68.
- Sesia, M., Sabatti, C., and Candès, E. J. (2019). Gene hunting with hidden Markov model knockoffs. *Biometrika*, 106(1):1–18.
- Shah, R. D. and Peters, J. (2020). The hardness of conditional independence testing and the generalised covariance measure. *Ann. Statist.*, 48(3):1514–1538.
- Sheng, T. and Sriperumbudur, B. K. (2023). On distance and kernel measures of conditional dependence. *Journal of Machine Learning Research*, 24(7):1–16.
- Shi, H., Drton, M., and Han, F. (2022). On the power of chatterjee’s rank correlation. *Biometrika*, 109(2):317–333.
- Shi, H., Drton, M., and Han, F. (2024). On Azadkia–Chatterjee’s conditional dependence coefficient. *Bernoulli*, 30(2):851–877.
- Song, K. (2009). Testing conditional independence via Rosenblatt transforms. *Ann. Statist.*, 37(6B):4011–4045.
- Strobl, E. V., Zhang, K., and Visweswaran, S. (2019). Approximate kernel-based conditional independence tests for fast non-parametric causal discovery. *Journal of Causal Inference*, 7(1):20180017.



- Su, L. and White, H. (2007). A consistent characteristic function-based test for conditional independence. *J. Econometrics*, 141(2):807–834.
- Su, L. and White, H. (2008). A nonparametric Hellinger metric test for conditional independence. *Econometric Theory*, 24(4):829–864.
- Su, L. and White, H. (2014). Testing conditional independence via empirical likelihood. *J. Econometrics*, 182(1):27–44.
- Székely, G. J. and Rizzo, M. L. (2014). Partial distance correlation with methods for dissimilarities. *Ann. Statist.*, 42(6):2382–2412.
- Székely, G. J. and Rizzo, M. L. (2023). *The Energy of Data and Distance Correlation*. Chapman and Hall/CRC.
- Tran, L. and Han, F. (2024). On a rank-based azadkia-chatterjee correlation coefficient. *arXiv preprint arXiv:2412.02668*.
- Van der Vaart, A. W. (2000). *Asymptotic Statistics*, volume 3. Cambridge university press.
- Veraverbeke, N., Omelka, M., and Gijbels, I. (2011). Estimation of a conditional copula and association measures. *Scandinavian Journal of Statistics*, 38(4):766–780.
- Wainwright, M. J. (2019). *High-dimensional statistics: A non-asymptotic viewpoint*, volume 48 of *Cambridge Series in Statistical and Probabilistic Mathematics*. Cambridge University Press, Cambridge.
- Wang, X., Pan, W., Hu, W., Tian, Y., and Zhang, H. (2015). Conditional distance correlation. *J. Amer. Statist. Assoc.*, 110(512):1726–1734.
- Zhang, K., Peters, J., Janzing, D., and Schölkopf, B. (2012). Kernel-based conditional independence test and application in causal discovery. *arXiv preprint arXiv:1202.3775*.
- Zhang, Y., Huang, L., Yang, Y., and Shao, X. (2025). Doubly robust conditional independence testing with generative neural networks. *J. R. Stat. Soc. Ser. B. Stat. Methodol.*, page qkaf047.

## A Proofs

**Proof of Theorem 2.1:** It is easy to see that if  $(\mathbf{X}, \mathbf{Y}, \mathbf{Z}) \sim P$  is such that  $\mathbf{X} \perp\!\!\!\perp \mathbf{Y} | \mathbf{Z}$ , then  $\varphi_1 = \varphi_2$  and hence  $\zeta_W(P) = 0$ . So, let us prove the only if part. Recall that  $\zeta_W(P)$  is given by

$$\zeta_W(P) = \int \left| \varphi_1(\mathbf{t}, \mathbf{u}, \mathbf{v}) - \varphi_2(\mathbf{t}, \mathbf{u}, \mathbf{v}) \right|^2 W(\mathbf{t}, \mathbf{u}, \mathbf{v}) d\mathbf{t} d\mathbf{u} d\mathbf{v}.$$

Since  $W(\cdot, \cdot, \cdot)$  is a non-negative measure, the non-negativity of  $\zeta_W(P)$  follows from the non-negativity of the integrand. Now  $\zeta_W(P) = 0$  implies  $\varphi_1(\mathbf{t}, \mathbf{u}, \mathbf{v}) = \varphi_2(\mathbf{t}, \mathbf{u}, \mathbf{v})$  over the set  $\{(\mathbf{t}, \mathbf{u}, \mathbf{v}) \mid W(\mathbf{t}, \mathbf{u}, \mathbf{v}) > 0\}$ . Since  $W(\cdot, \cdot, \cdot)$  is equivalent to the Lebesgue measure, this implies  $\varphi_1(\mathbf{t}, \mathbf{u}, \mathbf{v}) = \varphi_2(\mathbf{t}, \mathbf{u}, \mathbf{v})$  almost everywhere with respect to the Lebesgue measure. Since, both  $\varphi_1$  and  $\varphi_2$  are continuous functions,  $\zeta_W(P) = 0$  implies  $\varphi_1(\mathbf{t}, \mathbf{u}, \mathbf{v}) = \varphi_2(\mathbf{t}, \mathbf{u}, \mathbf{v})$  for all  $(\mathbf{t}, \mathbf{u}, \mathbf{v}) \in \mathbb{R}^{d_X + d_Y + d_Z}$ . Hence,  $(\mathbf{X}, \mathbf{Y}, \mathbf{Z})$  and  $(\mathbf{X}', \mathbf{Y}, \mathbf{Z})$  are identically distributed, i.e.,  $\mathbf{X} \perp\!\!\!\perp \mathbf{Y} | \mathbf{Z}$ .  $\square$

**Proof of Theorem 2.2:** Note that for any  $\mathbf{v}_1, \mathbf{v}_2$

$$\int \exp \{i \langle \mathbf{s}, \mathbf{v}_1 - \mathbf{v}_2 \rangle\} \frac{1}{(2\pi\sigma^2)^{d/2}} e^{-\|\mathbf{s}\|^2/2\sigma^2} d\mathbf{s} = \mathbb{E} \left\{ \exp \{i \langle \mathbf{S}, \mathbf{v}_1 - \mathbf{v}_2 \rangle\} \right\}, \quad (8)$$

where  $\mathbf{S}$  follows a  $d$ -variate Gaussian distribution with mean zero and variance-covariance matrix  $\sigma^2 \mathbf{I}_d$ . The right side of equation (8) is the characteristic function of  $\mathbf{S}$  evaluated at  $\mathbf{v}_1 - \mathbf{v}_2$ . Now, note that

$$\left| \varphi_1(\mathbf{t}, \mathbf{u}, \mathbf{v}) - \varphi_2(\mathbf{t}, \mathbf{u}, \mathbf{v}) \right|^2 = \left( \varphi_1(\mathbf{t}, \mathbf{u}, \mathbf{v}) - \varphi_2(\mathbf{t}, \mathbf{u}, \mathbf{v}) \right) \left( \varphi_1(-\mathbf{t}, -\mathbf{u}, -\mathbf{v}) - \varphi_2(-\mathbf{t}, -\mathbf{u}, -\mathbf{v}) \right).$$

So, expanding the characteristic functions in terms of expectations, one can get

$$\begin{aligned} |\varphi_1(\mathbf{t}, \mathbf{u}, \mathbf{v}) - \varphi_2(\mathbf{t}, \mathbf{u}, \mathbf{v})|^2 &= \mathbb{E} \left\{ \exp \{i \langle \mathbf{s}, \mathbf{V}_1 - \mathbf{V}_2 \rangle\} \right\} + \mathbb{E} \left\{ \exp \{i \langle \mathbf{s}, \mathbf{V}_1' - \mathbf{V}_2' \rangle\} \right\} \\ &\quad - \mathbb{E} \left\{ \exp \{i \langle \mathbf{s}, \mathbf{V}_1 - \mathbf{V}_2' \rangle\} \right\} - \mathbb{E} \left\{ \exp \{i \langle \mathbf{s}, \mathbf{V}_1' - \mathbf{V}_2 \rangle\} \right\}, \end{aligned} \quad (9)$$

where  $\mathbf{s} = (\mathbf{t}, \mathbf{u}, \mathbf{v})$ . Using (8), for any  $\mathbf{V}_1$  and  $\mathbf{V}_2$ , one has

$$\int \mathbb{E} \left\{ \exp \{i \langle \mathbf{t}, \mathbf{V}_1 - \mathbf{V}_2 \rangle\} \right\} \frac{1}{(2\pi\sigma^2)^{d/2}} e^{-\|\mathbf{t}\|^2/2\sigma^2} d\mathbf{t} = \mathbb{E} \left\{ \exp \left\{ -\frac{\sigma^2}{2} \|\mathbf{V}_1 - \mathbf{V}_2\|^2 \right\} \right\}.$$

Applying this to all four terms in (9) (note that the last two terms are equal), the result follows.  $\square$

**Proof of Theorem 2.3:** As introduced in Section 2.3 one can write the estimator as

$$\hat{\zeta}_{n,\sigma} = \frac{2}{n(n-1)} \sum_{1 \leq i < j \leq n} g((\mathbf{X}_i, \mathbf{X}_i', \mathbf{Y}_i, \mathbf{Z}_i), (\mathbf{X}_j, \mathbf{X}_j', \mathbf{Y}_j, \mathbf{Z}_j)),$$

where

$$\begin{aligned} g((\mathbf{x}_1, \mathbf{x}_1', \mathbf{y}_1, \mathbf{z}_1), (\mathbf{x}_2, \mathbf{x}_2', \mathbf{y}_2, \mathbf{z}_2)) &= \exp \left\{ -\frac{\sigma^2 \|\mathbf{v}_1 - \mathbf{v}_2\|^2}{2} \right\} + \exp \left\{ -\frac{\sigma^2 \|\mathbf{v}_1' - \mathbf{v}_2'\|^2}{2} \right\} \\ &\quad - \exp \left\{ -\frac{\sigma^2 \|\mathbf{v}_1 - \mathbf{v}_2'\|^2}{2} \right\} - \exp \left\{ -\frac{\sigma^2 \|\mathbf{v}_2' - \mathbf{v}_1\|^2}{2} \right\}, \end{aligned}$$

where  $\mathbf{v}_i = (\mathbf{x}_i, \mathbf{y}_i, \mathbf{z}_i)$  and  $\mathbf{v}_i' = (\mathbf{x}_i', \mathbf{y}_i, \mathbf{z}_i)$  for  $i = 1, 2$ . Now let  $\hat{\zeta}_n^{(i)}$  denote our estimator when the  $i^{\text{th}}$  observation  $(\mathbf{X}_i, \mathbf{X}_i', \mathbf{Y}_i, \mathbf{Z}_i)$  is replaced by an independent copy  $(\tilde{\mathbf{X}}_i, \tilde{\mathbf{X}}_i', \tilde{\mathbf{Y}}_i, \tilde{\mathbf{Z}}_i)$  of the same. Note that

$$\begin{aligned} &|\hat{\zeta}_{n,\sigma} - \hat{\zeta}_{n,\sigma}^{(i)}| \\ &\leq \frac{2}{n(n-1)} \left\{ \sum_{j=1}^{i-1} \left| g((\mathbf{X}_j, \mathbf{X}_j', \mathbf{Y}_j, \mathbf{Z}_j), (\mathbf{X}_i, \mathbf{X}_i', \mathbf{Y}_i, \mathbf{Z}_i)) - g((\mathbf{X}_j, \mathbf{X}_j', \mathbf{Y}_j, \mathbf{Z}_j), (\tilde{\mathbf{X}}_i, \tilde{\mathbf{X}}_i', \tilde{\mathbf{Y}}_i, \tilde{\mathbf{Z}}_i)) \right| \right. \\ &\quad \left. + \sum_{j=i+1}^n \left| g((\mathbf{X}_i, \mathbf{X}_i', \mathbf{Y}_i, \mathbf{Z}_i), (\mathbf{X}_j, \mathbf{X}_j', \mathbf{Y}_j, \mathbf{Z}_j)) - g((\tilde{\mathbf{X}}_i, \tilde{\mathbf{X}}_i', \tilde{\mathbf{Y}}_i, \tilde{\mathbf{Z}}_i), (\mathbf{X}_j, \mathbf{X}_j', \mathbf{Y}_j, \mathbf{Z}_j)) \right| \right\} \end{aligned}$$

Since  $|g(\cdot, \cdot)| \leq 2$ , this implies  $|\hat{\zeta}_{n,\sigma} - \hat{\zeta}_{n,\sigma}^{(i)}| \leq \frac{8(n-1)}{n(n-1)} \leq \frac{8}{n}$ . So, applying bounded difference inequality (see page 37 in Wainwright, 2019) one has

$$\mathbb{P}\{|\hat{\zeta}_{n,\sigma} - \zeta_\sigma(\mathbf{P})| > \epsilon\} \leq \exp \left\{ -\frac{2\epsilon^2}{\sum_{i=1}^n \frac{64}{n^2}} \right\} = \exp \left\{ -\frac{n\epsilon^2}{32} \right\}.$$

This completes the proof.  $\square$

**Proof of Theorem 2.4:** Note that the estimator  $\hat{\zeta}_{n,\sigma}$  is a U-statistic with the kernel

$$g((\mathbf{x}_1, \mathbf{x}'_1, \mathbf{y}_1, \mathbf{z}_1), (\mathbf{x}_2, \mathbf{x}'_2, \mathbf{y}_2, \mathbf{z}_2)) = \exp\left\{-\frac{\sigma^2\|\mathbf{v}_1 - \mathbf{v}_2\|^2}{2}\right\} + \exp\left\{-\frac{\sigma^2\|\mathbf{v}'_1 - \mathbf{v}'_2\|^2}{2}\right\} \\ - \exp\left\{-\frac{\sigma^2\|\mathbf{v}_1 - \mathbf{v}'_2\|^2}{2}\right\} - \exp\left\{-\frac{\sigma^2\|\mathbf{v}'_1 - \mathbf{v}_2\|^2}{2}\right\},$$

of degree 2, where  $\mathbf{v}_i = (\mathbf{x}_i, \mathbf{y}_i, \mathbf{z}_i)$  and  $\mathbf{v}'_i = (\mathbf{x}'_i, \mathbf{y}_i, \mathbf{z}_i)$  for  $i = 1, 2$ . The first order Hoeffding projection of  $g(\cdot, \cdot)$  is

$$g_1(\mathbf{x}_1, \mathbf{x}'_1, \mathbf{y}_1, \mathbf{z}_1) = \mathbb{E}\{K(\mathbf{v}_1, \mathbf{V}_2)\} + \mathbb{E}\{K(\mathbf{v}'_1, \mathbf{V}'_2)\} - \mathbb{E}\{K(\mathbf{v}_1, \mathbf{V}'_2)\} - \mathbb{E}\{K(\mathbf{v}'_1, \mathbf{V}_2)\} \quad (10)$$

where  $K(\mathbf{x}, \mathbf{y}) = \exp\{-\sigma^2\|\mathbf{x} - \mathbf{y}\|^2/2\}$ ,  $\mathbf{V}_1 = (\mathbf{X}_1, \mathbf{Y}_1, \mathbf{Z}_1)$  and  $\mathbf{V}'_1 = (\mathbf{X}'_1, \mathbf{Y}_1, \mathbf{Z}_1)$ . Under  $H_0$ ,  $\mathbf{V}_1$  and  $\mathbf{V}'_1$  are identically distributed and hence  $g_1(\mathbf{x}_1, \mathbf{x}'_1, \mathbf{y}_1, \mathbf{z}_1) = 0$ . Therefore, using Theorem 1 from Lee (1990) p.79, one gets that  $n\hat{\zeta}_{n,\sigma}$  converges in distribution to  $\sum_{i=1}^{\infty} \lambda_i(Z_i^2 - 1)$  where  $\{Z_i\}$  are independent standard normal random variables and  $\{\lambda_i\}$  are the eigenvalues of the integral equation

$$\int g((\mathbf{x}_1, \mathbf{x}'_1, \mathbf{y}_1, \mathbf{z}_1), (\mathbf{x}_2, \mathbf{x}'_2, \mathbf{y}_2, \mathbf{z}_2)) f(\mathbf{x}_2, \mathbf{x}'_2, \mathbf{y}_2, \mathbf{z}_2) dF(\mathbf{x}_2, \mathbf{x}'_2, \mathbf{y}_2, \mathbf{z}_2) = \lambda f(\mathbf{x}_1, \mathbf{x}'_1, \mathbf{y}_1, \mathbf{z}_1),$$

where  $F$  is the joint distribution of  $(\mathbf{X}_1, \mathbf{X}'_1, \mathbf{Y}_1, \mathbf{Z}_1)$ . □

**Proof of Theorem 2.5:** Under  $H_1$ , the function  $g_1((\mathbf{x}_1, \mathbf{x}_2))$  defined in equation (10) is non-degenerate. Therefore, using Theorem 1 from Lee (1990) p.76, one gets the asymptotic normality of  $\sqrt{n}(\hat{\zeta}_{n,\sigma} - \zeta_\sigma(P))$  with the mean zero and the variance  $4\sigma_1^2$ , where  $\sigma_1^2 = \text{Var}(g_1((\mathbf{X}_1, \mathbf{X}'_1)))$ . □

**Proof of Proposition 2.1:** Define  $(\mathbf{X}'_1, \mathbf{Y}_1, \mathbf{Z}_1), (\mathbf{X}'_2, \mathbf{Y}_2, \mathbf{Z}_2), \dots, (\mathbf{X}'_n, \mathbf{Y}_n, \mathbf{Z}_n)$  as in Theorem 2.3. Under  $H_0$ ,  $(\mathbf{X}_i, \mathbf{X}'_i, \mathbf{Y}_i, \mathbf{Z}_i)$  and  $(\mathbf{X}'_i, \mathbf{X}_i, \mathbf{Y}_i, \mathbf{Z}_i)$  are identically distributed for each  $i = 1, 2, \dots, n$ . Therefore, for any fixed  $n$ , the joint distribution of  $(\hat{\zeta}_{n,\sigma}, \hat{c}_{1-\alpha})$  is identical to the joint distribution of  $(\hat{\zeta}_{n,\sigma}(\pi), \hat{c}_{1-\alpha})$ , where  $\pi$  is an element of  $\{0, 1\}^n$ . Let  $\mathcal{D}' = \{(\mathbf{X}_i, \mathbf{X}'_i, \mathbf{Y}_i, \mathbf{Z}_i) \mid i = 1, 2, \dots, n\}$  denote the augmented data. Then,

$$\mathbb{P}\{\hat{\zeta}_{n,\sigma} > \hat{c}_{1-\alpha}\} = \mathbb{P}\{\hat{\zeta}_{n,\sigma}(\pi) > \hat{c}_{1-\alpha}\} = \mathbb{E}\{\mathbb{P}\{\hat{\zeta}_{n,\sigma}(\pi) > \hat{c}_{1-\alpha} \mid \mathcal{D}'\}\} \leq \alpha.$$

The last inequality follows from the definition of  $\hat{c}_{1-\alpha}$  (given in the Resampling Algorithm A-C). □

**Proof of Proposition 2.2:** Here  $(\mathbf{X}_1, \mathbf{Y}_1, \mathbf{Z}_1), (\mathbf{X}_2, \mathbf{Y}_2, \mathbf{Z}_2), \dots, (\mathbf{X}_n, \mathbf{Y}_n, \mathbf{Z}_n)$  are independent copies of  $(\mathbf{X}, \mathbf{Y}, \mathbf{Z}) \sim P$ . Define  $(\mathbf{X}'_1, \mathbf{Y}_1, \mathbf{Z}_1), (\mathbf{X}'_2, \mathbf{Y}_2, \mathbf{Z}_2), \dots, (\mathbf{X}'_n, \mathbf{Y}_n, \mathbf{Z}_n)$  as in Theorem 2.3, and  $\mathcal{D}'$  denote the augmented dataset as in the proof of Proposition 2.1. Let  $\pi = (\pi(1), \pi(2), \dots, \pi(n))$  be uniformly distributed on the set  $\{0, 1\}^n$ . For  $i = 1, 2, \dots, n$ , define  $\mathbf{U}_i = \pi(i)\mathbf{X}_i + (1 - \pi(i))\mathbf{X}'_i$  and  $\mathbf{U}'_i = (1 - \pi(i))\mathbf{X}_i + \pi(i)\mathbf{X}'_i$ . Since

$$g((\mathbf{U}_i, \mathbf{U}'_i, \mathbf{Y}_i, \mathbf{Z}_i), (\mathbf{U}_i, \mathbf{U}'_i, \mathbf{Y}_i, \mathbf{Z}_i)) \geq 0$$

for all  $i = 1, 2, \dots, n$ , one gets

$$n(n-1)\hat{\zeta}_{n,\sigma}(\pi) = \sum_{1 \leq i \neq j \leq n} g((\mathbf{U}_i, \mathbf{U}'_i, \mathbf{Y}_i, \mathbf{Z}_i), (\mathbf{U}_j, \mathbf{U}'_j, \mathbf{Y}_j, \mathbf{Z}_j)) \\ \leq \sum_{1 \leq i, j \leq n} g((\mathbf{U}_i, \mathbf{U}'_i, \mathbf{Y}_i, \mathbf{Z}_i), (\mathbf{U}_j, \mathbf{U}'_j, \mathbf{Y}_j, \mathbf{Z}_j)) = n^2 \zeta_\sigma(F_n),$$

where  $F_n$  denotes the empirical probability distribution of  $(\mathbf{U}_1, \mathbf{U}'_1, \mathbf{Y}_1, \mathbf{Z}_1), \dots, (\mathbf{U}_n, \mathbf{U}'_n, \mathbf{Y}_n, \mathbf{Z}_n)$ . Since,  $\zeta_\sigma(F_n)$  is a non-negative random variable, using Markov inequality, for any  $\epsilon > 0$ , one has

$$\mathbb{P}\{\hat{\zeta}_{n,\sigma}(\pi) > \epsilon \mid \mathcal{D}'\} \leq \mathbb{P}\{n^2 \zeta_\sigma(F_n) > n(n-1)\epsilon \mid \mathcal{D}'\} \leq \frac{n^2}{n(n-1)\epsilon} \mathbb{E}\{\zeta_\sigma(F_n) \mid \mathcal{D}'\}.$$

Now, taking  $\epsilon = \frac{n}{(n-1)\alpha} \mathbb{E}\{\zeta_\sigma(F_n) \mid \mathcal{D}'\}$ , we get  $\mathbb{P}\{\hat{\zeta}_{n,\sigma}(\pi) > \epsilon \mid \mathcal{D}'\} \leq \alpha$ . Therefore, from the definition of  $\hat{c}_{1-\alpha}$  (see Resampling Algorithm A-C), one has

$$\hat{c}_{1-\alpha} \leq \frac{n}{(n-1)\alpha} \mathbb{E}\{\zeta_\sigma(F_n) \mid \mathcal{D}'\}.$$

Also, note that

$$\begin{aligned} \mathbb{E}\{\zeta_\sigma(F_n) \mid \mathcal{D}'\} &= \frac{1}{n^2} \left[ \sum_{1 \leq i \neq j \leq n} \mathbb{E}\left\{g((\mathbf{U}_i, \mathbf{U}'_i, \mathbf{Y}_i, \mathbf{Z}_i), (\mathbf{U}_j, \mathbf{U}'_j, \mathbf{Y}_j, \mathbf{Z}_j)) \mid \mathcal{D}'\right\} \right. \\ &\quad \left. + \sum_{1 \leq i \leq n} \mathbb{E}\left\{g((\mathbf{U}_i, \mathbf{U}'_i, \mathbf{Y}_i, \mathbf{Z}_i), (\mathbf{U}_i, \mathbf{U}'_i, \mathbf{Y}_i, \mathbf{Z}_i)) \mid \mathcal{D}'\right\} \right]. \end{aligned}$$

Now, for any  $1 \leq i \neq j \leq n$ ,

$$\begin{aligned} &\mathbb{E}\left\{\exp\left\{-\frac{\sigma^2 \|\mathbf{U}_i, \mathbf{U}'_i, \mathbf{Y}_i, \mathbf{Z}_i - \mathbf{U}_j, \mathbf{U}'_j, \mathbf{Y}_j, \mathbf{Z}_j\|^2}{2}\right\} \mid \mathcal{D}'\right\} \\ &= \frac{1}{4} \sum_{\pi \in \{0,1\}^2} \exp\left\{-\frac{\sigma^2 \|\pi(1)\mathbf{V}_i + (1-\pi(1))\mathbf{V}'_i - \pi(2)\mathbf{V}_j - (1-\pi(2))\mathbf{V}'_j\|^2}{2}\right\} = \delta_n(i, j) \text{ (say)}. \end{aligned}$$

Similarly, one can also show that

$$\begin{aligned} \mathbb{E}\left\{\exp\left\{-\frac{\sigma^2 \|\mathbf{V}'_i - \mathbf{V}'_j\|^2}{2}\right\} \mid \mathcal{D}'\right\} &= \mathbb{E}\left\{\exp\left\{-\frac{\sigma^2 \|\mathbf{V}_i - \mathbf{V}'_j\|^2}{2}\right\} \mid \mathcal{D}'\right\} \\ &= \mathbb{E}\left\{\exp\left\{-\frac{\sigma^2 \|\mathbf{V}'_i - \mathbf{V}_j\|^2}{2}\right\} \mid \mathcal{D}'\right\} = \delta_n(i, j). \end{aligned}$$

Hence,  $\mathbb{E}\left\{g((\mathbf{U}_i, \mathbf{U}'_i, \mathbf{Y}_i, \mathbf{Z}_i), (\mathbf{U}_j, \mathbf{U}'_j, \mathbf{Y}_j, \mathbf{Z}_j)) \mid \mathcal{D}'\right\} = \delta_n(i, j) + \delta_n(i, j) - \delta_n(i, j) - \delta_n(i, j) = 0$ . Similarly, one can also show that for any  $1 \leq i \leq n$ ,

$$\begin{aligned} &\mathbb{E}\left\{g((\mathbf{U}_i, \mathbf{U}'_i, \mathbf{Y}_i, \mathbf{Z}_i), (\mathbf{U}_i, \mathbf{U}'_i, \mathbf{Y}_i, \mathbf{Z}_i)) \mid \mathcal{D}'\right\} \\ &= 2\left(1 - \frac{1}{2} \sum_{\pi \in \{0,1\}} \exp\left\{-\frac{\sigma^2 \|\pi(1)\mathbf{V}_i + (1-\pi(1))\mathbf{V}'_i - (1-\pi(1))\mathbf{V}_i - \pi(1)\mathbf{V}'_i\|^2}{2}\right\}\right) \leq 2 \end{aligned}$$

Combining these, one gets  $\hat{c}_{1-\alpha} \leq 2(\alpha(n-1))^{-1}$ . This completes the proof.  $\square$

**Proof of Proposition 2.3:** Note that  $\hat{\zeta}_{n,\sigma}$  is a consistent estimator of  $\zeta_\sigma(\mathbf{P})$  (follows from Theorem 2.3), where  $\zeta_\sigma(\mathbf{P}) = 0$  under  $H_0$  and positive under  $H_1$  (follows from Theorem 2.1). So, by Proposition 2.2, under  $H_1$ , the power of the test  $\mathbb{P}(\hat{\zeta}_{n,\sigma} > \hat{c}_{1-\alpha})$  converges to one as  $n$  diverges to infinity.  $\square$

**Proof of Theorem 2.6:** First, define the distribution functions

$$F(t) = \frac{1}{2^n} \left\{ \sum_{\pi \in \{0,1\}^n} I[\hat{\zeta}_{n,\sigma}(\pi) \leq t] \right\} \text{ and } F_B(t) = \frac{1}{B} \left\{ \sum_{i=1}^B I[\hat{\zeta}_{n,\sigma}(\pi_i) \leq t] \right\}$$

conditioned on the augmented data  $\mathcal{D}'$ . Then,

$$\begin{aligned}
|p_n - p_{n,B}| &= \left| \frac{1}{2^n} \left\{ \sum_{\pi \in \{0,1\}^n} I[\hat{\zeta}_{n,\sigma}(\pi) \geq \hat{\zeta}_{n,\sigma}] \right\} - \frac{1}{B+1} \left\{ \sum_{i=1}^B I[\hat{\zeta}_{n,\sigma}(\pi_i) \geq \hat{\zeta}_{n,\sigma}] + 1 \right\} \right| \\
&= \left| \frac{1}{2^n} \left\{ \sum_{\pi \in \{0,1\}^n} I[\hat{\zeta}_{n,\sigma}(\pi) < \hat{\zeta}_{n,\sigma}] \right\} - \frac{1}{B+1} \left\{ \sum_{i=1}^B I[\hat{\zeta}_{n,\sigma}(\pi_i) < \hat{\zeta}_{n,\sigma}] \right\} \right| \\
&= \left| F(\hat{\zeta}_{n,\sigma}) - \frac{B}{B+1} F_B(\hat{\zeta}_{n,\sigma}) \right| \\
&\leq \left| F(\hat{\zeta}_{n,\sigma}) - F_B(\hat{\zeta}_{n,\sigma}) \right| + \left| \frac{F_B(\hat{\zeta}_{n,\sigma})}{B+1} \right| \leq \sup_{t \in \mathbb{R}} |F(t) - F_B(t)| + \frac{1}{B+1}
\end{aligned}$$

Conditioned on  $\mathcal{D}'$ , the Dvoretzky-Keifer-Wolfowitz inequality (Massart (1990)) gives

$$\mathbb{P}\{\sup_{t \in \mathbb{R}} |F(t) - F_B(t)| > \epsilon\} \leq 2e^{-2B\epsilon^2}.$$

Now, using simple algebraic calculations one gets our desired result.  $\square$

**Proof of Proposition 3.1:** It is easy to see that the likelihood ratio of  $F_{1-\frac{\beta_n}{\sqrt{n}}} = (1 - \beta_n/\sqrt{n})G + \beta_n/\sqrt{n}F$  and  $G$  is  $\left(1 + \frac{\beta_n}{\sqrt{n}}(f(\mathbf{u})/g(\mathbf{u}) - 1)\right)$ . Hence if  $(\mathbf{X}_1, \mathbf{Y}_1, \mathbf{Z}_1), \dots, (\mathbf{X}_n, \mathbf{Y}_n, \mathbf{Z}_n)$  are i.i.d. observations from  $G$ , then the log-likelihood ratio is given by,

$$\begin{aligned}
L_N &= \log \left\{ \prod_{i=1}^n \frac{dF_{1-\frac{\beta_n}{\sqrt{n}}}}{dG}(\mathbf{X}_i, \mathbf{Y}_i, \mathbf{Z}_i) \right\} = \sum_{i=1}^n \log \left\{ \frac{dF_{1-\frac{\beta_n}{\sqrt{n}}}}{dG}(\mathbf{X}_i, \mathbf{Y}_i, \mathbf{Z}_i) \right\} \\
&= \sum_{i=1}^n \log \left( 1 + \frac{\beta_n}{\sqrt{n}}(f(\mathbf{X}_i, \mathbf{Y}_i, \mathbf{Z}_i)/g(\mathbf{X}_i, \mathbf{Y}_i, \mathbf{Z}_i) - 1) \right).
\end{aligned}$$

Using the fact that  $\log(1+y) = y - \frac{y^2}{2} + \frac{1}{2}y^2h(y)$  where  $h(\cdot)$  is continuous and  $\lim_{y \rightarrow 0} h(y) = 0$ , one gets

$$\begin{aligned}
L_N &= \sum_{i=1}^n \frac{\beta_n}{\sqrt{n}}(f(\mathbf{X}_i, \mathbf{Y}_i, \mathbf{Z}_i)/g(\mathbf{X}_i, \mathbf{Y}_i, \mathbf{Z}_i) - 1) - \sum_{i=1}^n \frac{\beta_n^2}{2n}(f(\mathbf{X}_i, \mathbf{Y}_i, \mathbf{Z}_i)/g(\mathbf{X}_i, \mathbf{Y}_i, \mathbf{Z}_i) - 1)^2 \\
&\quad + \sum_{i=1}^n \frac{\beta_n^2}{2n}(f(\mathbf{X}_i, \mathbf{Y}_i, \mathbf{Z}_i)/g(\mathbf{X}_i, \mathbf{Y}_i, \mathbf{Z}_i) - 1)^2 h\left(\frac{\beta_n}{\sqrt{n}}(f(\mathbf{X}_i, \mathbf{Y}_i, \mathbf{Z}_i)/g(\mathbf{X}_i, \mathbf{Y}_i, \mathbf{Z}_i) - 1)\right).
\end{aligned}$$

Under assumption  $\int (f(\mathbf{x}, \mathbf{y}, \mathbf{z})/g(\mathbf{x}, \mathbf{y}, \mathbf{z}) - 1)^2 g(\mathbf{x}, \mathbf{y}, \mathbf{z}) d\mathbf{x}d\mathbf{y}d\mathbf{z}$  is finite and  $\beta_n \rightarrow \beta$ , as  $n$  grows to infinity, one has

$$\sum_{i=1}^n \frac{\beta_n^2}{n}(f(\mathbf{X}_i, \mathbf{Y}_i, \mathbf{Z}_i)/g(\mathbf{X}_i, \mathbf{Y}_i, \mathbf{Z}_i) - 1)^2 \xrightarrow{a.s.} \beta^2 \mathbb{E}\left((f(\mathbf{X}_1, \mathbf{Y}_1, \mathbf{Z}_1)/g(\mathbf{X}_1, \mathbf{Y}_1, \mathbf{Z}_1) - 1)^2\right).$$

Hence, only need to show that

$$\sum_{i=1}^n \frac{\beta_n^2}{n}(f(\mathbf{X}_i)/g(\mathbf{X}_i) - 1)^2 h\left(\frac{\beta_n}{\sqrt{n}}(f(\mathbf{X}_i)/g(\mathbf{X}_i) - 1)\right) \xrightarrow{\mathbb{P}} 0.$$

Notice that

$$\sum_{i=1}^n \frac{\beta_n^2}{n}(f(\mathbf{X}_i, \mathbf{Y}_i, \mathbf{Z}_i)/g(\mathbf{X}_i, \mathbf{Y}_i, \mathbf{Z}_i) - 1)^2 h\left(\frac{\beta_n}{\sqrt{n}}(f(\mathbf{X}_i, \mathbf{Y}_i, \mathbf{Z}_i)/g(\mathbf{X}_i, \mathbf{Y}_i, \mathbf{Z}_i) - 1)\right)$$

$$\leq \max_{1 \leq i \leq n} |h\left(\frac{\beta_n}{\sqrt{n}}(f(\mathbf{X}_i, \mathbf{Y}_i, \mathbf{Z}_i)/g(\mathbf{X}_i, \mathbf{Y}_i, \mathbf{Z}_i) - 1)\right)| \sum_{i=1}^n \frac{\beta_n^2}{n} (f(\mathbf{X}_i, \mathbf{Y}_i, \mathbf{Z}_i)/g(\mathbf{X}_i, \mathbf{Y}_i, \mathbf{Z}_i) - 1)^2.$$

Therefore, it suffices to show that  $\max_{1 \leq i \leq N} |h\left(\frac{\beta_n}{\sqrt{n}}(f(\mathbf{X}_i, \mathbf{Y}_i, \mathbf{Z}_i)/g(\mathbf{X}_i, \mathbf{Y}_i, \mathbf{Z}_i) - 1)\right)|$  converges to zero in probability, which follows if  $\max_{1 \leq i \leq N} |\frac{\beta_n}{\sqrt{n}}(f(\mathbf{X}_i, \mathbf{Y}_i, \mathbf{Z}_i)/g(\mathbf{X}_i, \mathbf{Y}_i, \mathbf{Z}_i) - 1)|$  converges to zero in probability (as  $\lim_{y \rightarrow 0} h(y) = 0$  and it is continuous). Note that,

$$\begin{aligned} & \mathbb{P}\left\{\max_{1 \leq i \leq n} \left|\frac{1}{\sqrt{n}}(f(\mathbf{X}_i, \mathbf{Y}_i, \mathbf{Z}_i)/g(\mathbf{X}_i, \mathbf{Y}_i, \mathbf{Z}_i) - 1)\right| > \epsilon\right\} \\ & \leq \sum_{i=1}^n \mathbb{P}\left\{\left|\frac{1}{\sqrt{n}}(f(\mathbf{X}_i, \mathbf{Y}_i, \mathbf{Z}_i)/g(\mathbf{X}_i, \mathbf{Y}_i, \mathbf{Z}_i) - 1)\right| > \epsilon\right\} \\ & = n\mathbb{P}\left\{\left|\frac{1}{\sqrt{n}}(f(\mathbf{X}_1, \mathbf{Y}_1, \mathbf{Z}_1)/g(\mathbf{X}_1, \mathbf{Y}_1, \mathbf{Z}_1) - 1)\right| > \epsilon\right\} \\ & = n\mathbb{E}\left\{I\left(\left|\frac{1}{\sqrt{n}}(f(\mathbf{X}_1, \mathbf{Y}_1, \mathbf{Z}_1)/g(\mathbf{X}_1, \mathbf{Y}_1, \mathbf{Z}_1) - 1)\right| > \epsilon\right)\right\} \\ & \leq n\mathbb{E}\left\{\frac{(f(\mathbf{X}_1, \mathbf{Y}_1, \mathbf{Z}_1)/g(\mathbf{X}_1, \mathbf{Y}_1, \mathbf{Z}_1) - 1)^2}{n\epsilon^2} I\left(\left|\frac{1}{\sqrt{n}}(f(\mathbf{X}_1, \mathbf{Y}_1, \mathbf{Z}_1)/g(\mathbf{X}_1, \mathbf{Y}_1, \mathbf{Z}_1) - 1)\right| > \epsilon\right)\right\} \\ & \leq \frac{1}{\epsilon^2} \mathbb{E}\left\{(f(\mathbf{X}_1, \mathbf{Y}_1, \mathbf{Z}_1)/g(\mathbf{X}_1, \mathbf{Y}_1, \mathbf{Z}_1) - 1)^2 I\left(\left|\frac{1}{\sqrt{n}}(f(\mathbf{X}_1, \mathbf{Y}_1, \mathbf{Z}_1)/g(\mathbf{X}_1, \mathbf{Y}_1, \mathbf{Z}_1) - 1)\right| > \epsilon\right)\right\}. \end{aligned}$$

Since  $I\left(\left|\frac{1}{\sqrt{n}}(f(\mathbf{X}_1, \mathbf{Y}_1, \mathbf{Z}_1)/g(\mathbf{X}_1, \mathbf{Y}_1, \mathbf{Z}_1) - 1)\right| > \epsilon\right)$  converges to zero in probability, the right-hand side converges to zero by the Dominated Convergence Theorem. Hence, one has

$$\begin{aligned} \log \left\{ \prod_{i=1}^n \frac{dF_{1-\beta_n/\sqrt{n}}}{dG}(\mathbf{X}_i, \mathbf{Y}_i, \mathbf{Z}_i) \right\} &= \frac{\beta_n}{\sqrt{n}} \sum_{i=1}^n \left( f(\mathbf{X}_i, \mathbf{Y}_i, \mathbf{Z}_i)/g(\mathbf{X}_i, \mathbf{Y}_i, \mathbf{Z}_i) - 1 \right) \\ &\quad - \frac{\beta_n^2}{2} \mathbb{E}\left\{ f(\mathbf{X}_1, \mathbf{Y}_1, \mathbf{Z}_1)/g(\mathbf{X}_1, \mathbf{Y}_1, \mathbf{Z}_1) - 1 \right\}^2 + o_P(1). \end{aligned}$$

This completes the proof.  $\square$

**Proof of Theorem 3.1:** Let  $\mathbf{V}_1 = (\mathbf{X}_1, \mathbf{Y}_1, \mathbf{Z}_1), \dots, \mathbf{V}_n = (\mathbf{X}_n, \mathbf{Y}_n, \mathbf{Z}_n) \stackrel{i.i.d.}{\sim} G$  and  $\mathbf{V}'_1 = (\mathbf{X}'_1, \mathbf{Y}_1, \mathbf{Z}_1), \dots, \mathbf{V}'_n = (\mathbf{X}_n, \mathbf{Y}_n, \mathbf{Z}_n)$  be their respective CI variants. To prove this theorem, one only needs to find the limit distribution of  $\sqrt{n}\left(\frac{1}{n} \sum_{i=1}^n h(\mathbf{V}_i, \mathbf{V}'_i) - \mathbb{E}\{h(\mathbf{V}_1, \mathbf{V}'_1)\}\right)$  for some square-integrable function  $h$  under the contiguous alternative  $F_{1-\beta_n/\sqrt{n}} = (1 - \frac{\beta_n}{\sqrt{n}})G + \frac{\beta_n}{\sqrt{n}}F$ , where  $\zeta(F) > 0$  and  $\beta_n \rightarrow \beta$  as  $n \rightarrow \infty$ . Using the bivariate central limit theorem, one can say that as  $n$  diverges to infinity, the joint distribution of

$$\sqrt{n}\left(\frac{1}{n} \sum_{i=1}^n h(\mathbf{V}_i, \mathbf{V}'_i) - \mathbb{E}\{h(\mathbf{V}_1, \mathbf{V}'_1)\}\right) \text{ and } \frac{\beta_n}{\sqrt{n}} \sum_{i=1}^n \left(\frac{f(\mathbf{V}_i)}{g(\mathbf{V}_i)} - 1\right) - \frac{\beta_n^2}{2} \mathbb{E}\left\{\frac{f(\mathbf{V}_1)}{g(\mathbf{V}_1)} - 1\right\}^2$$

converges to a bivariate normal distribution with

$$\text{mean } \mu = \begin{pmatrix} 0 \\ -\frac{\beta^2}{2} \mathbb{E}\left\{\frac{f(\mathbf{V}_1)}{g(\mathbf{V}_1)} - 1\right\}^2 \end{pmatrix}$$

and variance

$$\Sigma = \begin{pmatrix} \text{Var}(h(\mathbf{V}_1, \mathbf{V}'_1)) & \tau \\ \tau & -\frac{\beta^2}{2} \mathbb{E}\left\{\frac{f(\mathbf{V}_1)}{g(\mathbf{V}_1)} - 1\right\}^2 \end{pmatrix},$$

where

$$\begin{aligned}\tau &= \mathbb{E}\left\{\left\{h(\mathbf{V}_1, \mathbf{V}'_1) - \mathbb{E}\{h(\mathbf{X}_1, \mathbf{V}'_1)\}\right\}\beta\left\{\frac{f(\mathbf{V}_1)}{g(\mathbf{V}_1)} - 1\right\}\right\} \\ &= \beta \int \left\{h((\mathbf{x}, \mathbf{y}, \mathbf{z}), (\mathbf{x}', \mathbf{y}, \mathbf{z})) - \mathbb{E}\{h(\mathbf{V}_1, \mathbf{V}'_1)\}\right\}(f(\mathbf{x}, \mathbf{y}, \mathbf{z}) - g(\mathbf{x}, \mathbf{y}, \mathbf{z}))d\mathbf{x}d\mathbf{y}d\mu_{\mathbf{z}}(\mathbf{x}')d\mathbf{z},\end{aligned}$$

$\mu_{\mathbf{z}}$  being the distribution of  $\mathbf{X}|\mathbf{Z} = \mathbf{z}$ . Now using Le Cam's third lemma (see. Van der Vaart, 2000), as  $n$  diverges to infinity, under  $F_{1-\beta_n/\sqrt{n}}$ , one has

$$\sqrt{n}\left(\frac{1}{n}\sum_{i=1}^n h(\mathbf{V}_i, \mathbf{V}'_i) - \mathbb{E}\{h(\mathbf{V}_1, \mathbf{V}'_1)\}\right) \xrightarrow{D} N\left(\tau, \text{Var}(h(\mathbf{V}_1, \mathbf{V}'_1))\right).$$

Now using similar arguments as in Theorem 1 in p.79 from Lee (1990) and contiguity arguments, one gets

$$n\hat{\zeta}_{n,\sigma} \xrightarrow{D} \sum_{i=1}^{\infty} \lambda_i \left( (U_i + \beta \mathbb{E}_F\{f_i(\mathbf{V}_1, \mathbf{V}'_1)\})^2 - 1 \right)$$

under  $F_{1-\beta_n/\sqrt{n}}$ , where  $\{U_i\}$  is a sequence of i.i.d. normal random variables. This completes the proof.  $\square$

**Lemma A.1.** Let  $\mathbf{V}_1 = (\mathbf{X}_1, \mathbf{Y}_1, \mathbf{Z}_1), \dots, \mathbf{V}_n = (\mathbf{X}_n, \mathbf{Y}_n, \mathbf{Z}_n)$  be independent copies of  $\mathbf{V} \sim \mathbf{P}$  and  $\mathbf{V}'_1, \dots, \mathbf{V}'_n$  be their spherically symmetric variants. Let  $\mathcal{D}' = \{(\mathbf{X}_i, \mathbf{X}'_i, \mathbf{Y}_i, \mathbf{Z}_i)\}_{1 \leq i \leq n}$  be the augmented data set. For  $i = 1, 2, \dots, n$ , define  $\mathbf{U}_i = \pi_i \mathbf{V}_i + (1 - \pi_i) \mathbf{V}'_i$  and  $\mathbf{U}'_i = \pi_i \mathbf{V}'_i + (1 - \pi_i) \mathbf{V}_i$ , where  $\pi_1, \dots, \pi_n \stackrel{iid}{\sim} \text{Bernoulli}(0.5)$ . Let  $f(\cdot, \cdot)$  be a function such that  $f(\mathbf{v}, \mathbf{v}') = -f(\mathbf{v}', \mathbf{v})$  and  $\mathbb{E}[f(\mathbf{V}_1, \mathbf{V}'_1)^2]$  is finite. Then, the conditional distribution of  $n^{-1/2} \sum_{i=1}^n f(\mathbf{U}_i, \mathbf{U}'_i)$  given  $\mathcal{D}'$  converges weakly to a  $\mathcal{N}_1(0, \mathbb{E}[f^2(\mathbf{U}_1, \mathbf{U}'_1)])$  in probability as  $n$  grows to infinity.

**Proof of Lemma A.1:** Since  $\mathbb{E}[f(\mathbf{U}_1, \mathbf{U}'_1)^2]$  is finite, both  $\mathbb{E}[f(\mathbf{V}_1, \mathbf{V}'_1)^2]$  and  $\mathbb{E}[f(\mathbf{V}'_1, \mathbf{V}_1)^2]$  are also finite. By  $f(\mathbf{v}, \mathbf{v}') = -f(\mathbf{v}', \mathbf{v})$ , one also has  $\mathbb{E}[f(\mathbf{U}_1, \mathbf{U}'_1) | \mathcal{D}'] = 0$ . Now, note that conditioned on  $\mathcal{D}'$ ,  $\{f(\mathbf{U}_j, \mathbf{U}'_j)\}_{1 \leq j \leq n}$  form a triangular array of independent random variables. Therefore, one can use arguments similar to the Lindeberg's CLT to prove this result. So, first define

$$S_n^2 = \sum_{j=1}^n \text{Var}[f(\mathbf{U}_j, \mathbf{U}'_j) | \mathcal{D}'] = \sum_{j=1}^n \mathbb{E}[f(\mathbf{U}_j, \mathbf{U}'_j)^2 | \mathcal{D}'] = \sum_{j=1}^n \frac{1}{2} f(\mathbf{V}_j, \mathbf{V}'_j)^2 + \sum_{j=1}^n \frac{1}{2} f(\mathbf{V}'_j, \mathbf{V}_j)^2.$$

So, by the strong law of large numbers, one gets

$$\frac{S_n^2}{n} \xrightarrow{a.s.} \frac{1}{2} \mathbb{E}[f(\mathbf{V}_1, \mathbf{V}'_1)^2] + \frac{1}{2} \mathbb{E}[f(\mathbf{V}'_1, \mathbf{V}_1)^2] = \mathbb{E}[f(\mathbf{U}_1, \mathbf{U}'_1)^2] \text{ as } n \rightarrow \infty.$$

Now, using the inequality  $|e^{itx} - (1 + itx - \frac{1}{2}t^2x^2)| \leq \min\{|tx|^2, |tx|^3\}$ , one gets

$$\begin{aligned}\left| \mathbb{E}\left\{e^{it\frac{1}{\sqrt{n}}f(\mathbf{U}_j, \mathbf{U}'_j)} | \mathcal{D}'\right\} - \left(1 - \frac{t^2}{2n} \mathbb{E}\{f^2(\mathbf{U}_j, \mathbf{U}'_j) | \mathcal{D}'\}\right) \right| \\ \leq \mathbb{E}\left\{ \min\left\{ \left|\frac{t}{\sqrt{n}}f(\mathbf{U}_j, \mathbf{U}'_j)\right|^2, \left|\frac{t}{\sqrt{n}}f(\mathbf{U}_j, \mathbf{U}'_j)\right|^3 \right\} | \mathcal{D}' \right\}.\end{aligned}$$

Note that the expectation on the right hand side of the above inequality is finite. Now take any arbitrarily small  $\epsilon > 0$  and note that

$$\mathbb{E}\left\{ \min\left\{ \left|\frac{t}{\sqrt{n}}f(\mathbf{U}_j, \mathbf{U}'_j)\right|^2, \left|\frac{t}{\sqrt{n}}f(\mathbf{U}_j, \mathbf{U}'_j)\right|^3 \right\} | \mathcal{D}' \right\}$$

$$\begin{aligned}
&= \mathbb{E} \left\{ \min \left\{ \left| \frac{t}{\sqrt{n}} f(\mathbf{U}_j, \mathbf{U}'_j) \right|^2, \left| \frac{t}{\sqrt{n}} f(\mathbf{U}_j, \mathbf{U}'_j) \right|^3 \right\} I[|f(\mathbf{U}_j, \mathbf{U}'_j)| < \epsilon S_n] | \mathcal{D}' \right\} \\
&\quad + \mathbb{E} \left\{ \min \left\{ \left| \frac{t}{\sqrt{n}} f(\mathbf{U}_j, \mathbf{U}'_j) \right|^2, \left| \frac{t}{\sqrt{n}} f(\mathbf{U}_j, \mathbf{U}'_j) \right|^3 \right\} I[|f(\mathbf{U}_j, \mathbf{U}'_j)| \geq \epsilon S_n] | \mathcal{D}' \right\} \\
&\leq \frac{\epsilon S_n |t|^3}{n^{3/2}} \mathbb{E} \left\{ f(\mathbf{U}_j, \mathbf{U}'_j)^2 | \mathcal{D}' \right\} \\
&\quad + \frac{t^2}{2n} \left\{ f(\mathbf{V}_j, \mathbf{V}'_j)^2 I[|f(\mathbf{V}_j, \mathbf{V}'_j)| \geq \epsilon S_n] + f(\mathbf{V}'_j, \mathbf{V}_j)^2 I[|f(\mathbf{V}'_j, \mathbf{V}_j)| \geq \epsilon S_n] \right\}.
\end{aligned}$$

Then, by the assumption  $\mathbb{E}[f(\mathbf{U}_j, \mathbf{U}'_j)^2] < \infty$ , one gets

$$\begin{aligned}
&\sum_{j=1}^n \left| \mathbb{E}[e^{it \frac{1}{\sqrt{n}} f(\mathbf{U}_j, \mathbf{U}'_j)} | \mathcal{D}'] - \left(1 - \frac{t^2}{2n} \mathbb{E}[f(\mathbf{U}_j, \mathbf{U}'_j)^2 | \mathcal{D}']\right) \right| \\
&\leq \frac{\epsilon S_n |t|^3}{\sqrt{n}} \left\{ \frac{1}{2n} \sum_{j=1}^n f(\mathbf{V}_j, \mathbf{V}'_j)^2 + \frac{1}{2n} \sum_{j=1}^n f(\mathbf{V}'_j, \mathbf{V}_j)^2 \right\} \\
&\quad + \frac{t^2}{2} \left\{ \frac{1}{n} \sum_{j=1}^n f(\mathbf{V}_j, \mathbf{V}'_j)^2 I[|f(\mathbf{V}_j, \mathbf{V}'_j)| \geq \epsilon S_n] + \frac{1}{n} \sum_{j=1}^n f(\mathbf{V}'_j, \mathbf{V}_j)^2 I[|f(\mathbf{V}'_j, \mathbf{V}_j)| \geq \epsilon S_n] \right\}.
\end{aligned}$$

Now, by the strong law of large numbers, one gets

$$\begin{aligned}
&\frac{\epsilon S_n |t|^3}{\sqrt{n}} \left\{ \frac{1}{2n} \sum_{j=1}^n f(\mathbf{V}_j, \mathbf{V}'_j)^2 + \frac{1}{2n} \sum_{j=1}^n f(\mathbf{V}'_j, \mathbf{V}_j)^2 \right\} \\
&\stackrel{a.s.}{\rightarrow} \epsilon |t|^3 \sqrt{\mathbb{E}[f(\mathbf{U}_1, \mathbf{U}_1)^2]} \left\{ \frac{1}{2} \mathbb{E}[f(\mathbf{V}_1, \mathbf{V}'_1)^2] + \frac{1}{2} \mathbb{E}[f(\mathbf{V}'_1, \mathbf{V}_1)^2] \right\} = \epsilon |t|^3 \mathbb{E}[f(\mathbf{U}_1, \mathbf{U}_1)^2]^{3/2},
\end{aligned}$$

which is arbitrarily small (since  $\epsilon$  is arbitrarily small). Again, using DCT, one has

$$\mathbb{E} \left[ \frac{1}{n} \sum_{j=1}^n f(\mathbf{V}_j, \mathbf{V}'_j)^2 I[|f(\mathbf{V}_j, \mathbf{V}'_j)| \geq \epsilon S_n] \right] = \mathbb{E} [f(\mathbf{V}_1, \mathbf{V}'_1)^2 I[|f(\mathbf{V}_1, \mathbf{V}'_1)| \geq \epsilon S_n]] \rightarrow 0$$

as  $n$  grows to infinity. Therefore,  $\frac{1}{n} \sum_{j=1}^n f(\mathbf{V}_j, \mathbf{V}'_j)^2 I[|f(\mathbf{V}_j, \mathbf{V}'_j)| \geq \epsilon S_n]$  converges to zero in probability as  $n$  grows to infinity. Similarly, one can also show that

$$\frac{1}{n} \sum_{j=1}^n f(\mathbf{V}'_j, \mathbf{V}_j)^2 I[|f(\mathbf{V}'_j, \mathbf{V}_j)| \geq \epsilon S_n] \xrightarrow{P} 0$$

as  $n$  grows to infinity. Therefore, by repeated application of the triangle inequality, one gets

$$\begin{aligned}
&\left| \prod_{j=1}^n \mathbb{E} \left[ e^{it \frac{1}{\sqrt{n}} f(\mathbf{U}'_j, \mathbf{U}_j)} | \mathcal{D}' \right] - \prod_{j=1}^n \left( 1 - \frac{t^2}{2n} \mathbb{E}[f(\mathbf{U}_j, \mathbf{U}'_j)^2 | \mathcal{D}'] \right) \right| \\
&\leq \sum_{j=1}^n \left| \mathbb{E} \left[ e^{it \frac{1}{\sqrt{n}} f(\mathbf{U}'_j, \mathbf{U}_j)} | \mathcal{D}' \right] - \left( 1 - \frac{t^2}{2n} \mathbb{E}[f(\mathbf{U}_j, \mathbf{U}'_j)^2 | \mathcal{D}'] \right) \right| \xrightarrow{P} 0,
\end{aligned}$$

as  $n$  grows to infinity. Before proceeding further let us note that for any  $\delta > 0$ ,

$$\left| \frac{1}{n} \mathbb{E}[f(\mathbf{U}_j, \mathbf{U}'_j)^2 | \mathcal{D}'] \right|$$



$$\begin{aligned}
&\leq \delta^2 + \frac{1}{n} \mathbb{E}[f(\mathbf{U}_j, \mathbf{U}'_j)^2 I[|f(\mathbf{U}_j, \mathbf{U}'_j)| \geq \delta\sqrt{n}] | \mathcal{D}'] \\
&= \delta^2 + \frac{1}{2n} f(\mathbf{V}_j, \mathbf{V}'_j)^2 I[|f(\mathbf{V}_j, \mathbf{V}'_j)| \geq \delta\sqrt{n}] + \frac{1}{2n} f(\mathbf{V}'_j, \mathbf{V}_j)^2 I[|f(\mathbf{V}'_j, \mathbf{V}_j)| \geq \delta\sqrt{n}].
\end{aligned}$$

$$\begin{aligned}
\text{So, } \max_{1 \leq j \leq n} \left| \frac{1}{n} \mathbb{E}[f(\mathbf{U}_j, \mathbf{U}'_j)^2 | \mathcal{D}'] \right| \\
\leq \delta^2 + \frac{1}{2n} \sum_{j=1}^n f(\mathbf{V}_j, \mathbf{V}'_j)^2 I[|f(\mathbf{V}_j, \mathbf{V}'_j)| \geq \delta\sqrt{n}] + \frac{1}{2n} \sum_{j=1}^n f(\mathbf{V}'_j, \mathbf{V}_j)^2 I[|f(\mathbf{V}'_j, \mathbf{V}_j)| \geq \delta\sqrt{n}].
\end{aligned}$$

Since,  $\delta^2$  is of arbitrary and the other term is of order  $o_p(1)$ ,  $\max_{1 \leq j \leq n} \left| \frac{1}{n} \mathbb{E}[f(\mathbf{U}_j, \mathbf{U}'_j)^2 | \mathcal{D}'] \right| \xrightarrow{P} 0$  as  $n \rightarrow \infty$ . Also note that

$$\begin{aligned}
&\left| \prod_{j=1}^n \exp \left\{ -\frac{t^2}{2n} \left( \frac{1}{2} f(\mathbf{V}_j, \mathbf{V}'_j)^2 + \frac{1}{2} f(\mathbf{V}'_j, \mathbf{V}_j)^2 \right) \right\} - \prod_{j=1}^n \left\{ 1 - \frac{t^2}{2n} \left( \frac{1}{2} f(\mathbf{V}_j, \mathbf{V}'_j)^2 + \frac{1}{2} f(\mathbf{V}'_j, \mathbf{V}_j)^2 \right) \right\} \right| \\
&\leq \sum_{j=1}^n \left| \exp \left\{ -\frac{t^2}{2n} \left( \frac{1}{2} f(\mathbf{V}_j, \mathbf{V}'_j)^2 + \frac{1}{2} f(\mathbf{V}'_j, \mathbf{V}_j)^2 \right) \right\} - \left\{ 1 - \frac{t^2}{2n} \left( \frac{1}{2} f(\mathbf{V}_j, \mathbf{V}'_j)^2 + \frac{1}{2} f(\mathbf{V}'_j, \mathbf{V}_j)^2 \right) \right\} \right| \\
&\leq \sum_{j=1}^n \left| \frac{t^2}{4n} (f(\mathbf{V}_j, \mathbf{V}'_j)^2 + f(\mathbf{V}'_j, \mathbf{V}_j)^2) \right|^2 \exp \left\{ \frac{t^2}{4n} (f(\mathbf{V}_j, \mathbf{V}'_j)^2 + f(\mathbf{V}'_j, \mathbf{V}_j)^2) \right\} \\
&\leq \exp \left\{ \max_{1 \leq j \leq n} \frac{t^2}{4n} (f(\mathbf{V}_j, \mathbf{V}'_j)^2 + f(\mathbf{V}'_j, \mathbf{V}_j)^2) \right\} \max_{1 \leq j \leq n} \frac{t^2}{4n} (f(\mathbf{V}_j, \mathbf{V}'_j)^2 + f(\mathbf{V}'_j, \mathbf{V}_j)^2) \\
&\quad \sum_{j=1}^n \frac{t^2}{4n} (f(\mathbf{V}_j, \mathbf{V}'_j)^2 + f(\mathbf{V}'_j, \mathbf{V}_j)^2).
\end{aligned}$$

Clearly, this converges to 0 as  $n$  grows to infinity. Therefore,

$$\begin{aligned}
\prod_{j=1}^n \mathbb{E} \left[ e^{it \frac{1}{\sqrt{n}} f(\mathbf{U}'_j, \mathbf{U}_j)} | \mathcal{D}' \right] &= \exp \left\{ -\frac{t^2}{2} \frac{1}{n} \sum_{j=1}^n (f(\mathbf{V}_j, \mathbf{V}'_j)^2 + f(\mathbf{V}'_j, \mathbf{V}_j)^2) \right\} + o_P(1) \\
&= \exp \left\{ -\frac{t^2}{2} \mathbb{E}[f(\mathbf{U}_1, \mathbf{U}'_1)^2] \right\} + o_P(1)
\end{aligned}$$

This completes the proof.  $\square$

**Lemma A.2.** Let  $F$  and  $G$  be two probability distributions on  $\mathbb{R}^d$  and assume  $F_\delta = (1 - \delta)F + \delta G$ . Then, for any  $\delta \in (0, 1)$ , we have

$$\zeta_\sigma(F_\delta) = (1 - \delta)^2 \zeta_\sigma(F) + \delta^2 \zeta_\sigma(G) + 2\delta(1 - \delta) \zeta'_\sigma(G, F)$$

where  $\zeta'_\sigma(G, F) = \mathbb{E}\{K(\mathbf{V}_1, \mathbf{V}_2)\} + \mathbb{E}\{K(\mathbf{V}'_1, \mathbf{V}'_2)\} - \mathbb{E}\{K(\mathbf{V}_1, \mathbf{V}'_2)\} - \mathbb{E}\{K(\mathbf{V}'_1, \mathbf{V}_2)\}$ ,  $\mathbf{V}_1 \sim G$  and  $\mathbf{Y}_2 \sim F$  are independent and  $\mathbf{V}'_1$  and  $\mathbf{V}'_2$  are their respective CI variants and  $K(\mathbf{x}, \mathbf{y}) = \exp\{-\frac{\sigma^2}{2} \|\mathbf{x} - \mathbf{y}\|^2\}$ .

**of Lemma A.2.** Recall that  $\zeta_\sigma(P)$  can be expressed as

$$\zeta_\sigma(P) = \mathbb{E}\{K(\mathbf{V}_1, \mathbf{V}_2)\} + \mathbb{E}\{K(\mathbf{V}'_1, \mathbf{V}'_2)\} - 2\mathbb{E}\{K(\mathbf{V}_1, \mathbf{V}'_2)\},$$

where  $\mathbf{V}_1 = (\mathbf{X}_1, \mathbf{Y}_1, \mathbf{Z}_1)$ ,  $\mathbf{V}_2 = (\mathbf{X}_2, \mathbf{Y}_2, \mathbf{Z}_2)$  are independent observations from  $P$ ,  $\mathbf{V}'_1, \mathbf{V}'_2$  are their respective CI variants, and  $K(\mathbf{x}, \mathbf{y}) = \exp\{-\frac{\sigma^2}{2} \|\mathbf{x} - \mathbf{y}\|^2\}$ . Now if  $F_\delta = (1 - \delta)F + \delta G$  ( $0 < \delta < 1$ ), then

$$\mathbb{E}\{K(\mathbf{V}_1, \mathbf{V}_2)\} = \int K(\mathbf{v}_1, \mathbf{v}_2) dF_\delta(\mathbf{v}_1) dF_\delta(\mathbf{v}_2)$$

$$\begin{aligned}
&= (1-\delta)^2 \int K(\mathbf{v}_1, \mathbf{v}_2) dF(\mathbf{v}_1) dF(\mathbf{v}_2) + 2\delta(1-\delta) \int K(\mathbf{v}_1, \mathbf{v}_2) dG(\mathbf{v}_1) dF(\mathbf{v}_2) \\
&\quad + \delta^2 \int K(\mathbf{v}_1, \mathbf{v}_2) dG(\mathbf{v}_1) dG(\mathbf{v}_2).
\end{aligned}$$

If  $\mu_+$  denotes the distribution of  $\mathbf{V}'$  when  $\mathbf{V} \sim F_\delta$  then  $\mu = (1-\delta)F' + \delta G'$ , where  $F'$  the distribution of the CI variant of a sample from  $F$  and  $G'$  is the same for a sample from  $G$ . Then

$$\begin{aligned}
\mathbb{E}\{K(\mathbf{V}'_1, \mathbf{V}'_2)\} &= \int K(\mathbf{v}'_1, \mathbf{v}'_2) d\mu_+(\mathbf{v}'_1) d\mu_+(\mathbf{v}'_2) \\
&= (1-\delta)^2 \int K(\mathbf{v}'_1, \mathbf{v}'_2) dF'(\mathbf{v}'_1) dF'(\mathbf{v}'_2) + \delta^2 \int K(\mathbf{v}'_1, \mathbf{v}'_2) dG'(\mathbf{v}'_1) dG'(\mathbf{v}'_2) \\
&\quad + 2\delta(1-\delta) \int K(\mathbf{v}'_1, \mathbf{v}'_2) dG'(\mathbf{v}'_1) dF'(\mathbf{v}'_2)
\end{aligned}$$

$$\begin{aligned}
\text{and } \mathbb{E}\{K(\mathbf{V}_1, \mathbf{V}'_2)\} &= \int K(\mathbf{v}_1, \mathbf{v}'_2) dF_\delta(\mathbf{v}_1) d\mu_+(\mathbf{v}'_2) \\
&= (1-\delta)^2 \int K(\mathbf{v}_1, \mathbf{v}'_2) dF(\mathbf{v}_1) dF'(\mathbf{v}'_2) + \delta(1-\delta) \int K(\mathbf{v}_1, \mathbf{v}'_2) dG(\mathbf{v}_1) dF'(\mathbf{v}'_2) \\
&\quad + \delta(1-\delta) \int K(\mathbf{v}_1, \mathbf{v}'_2) dF(\mathbf{v}_1) dG'(\mathbf{v}'_2) + \delta^2 \int K(\mathbf{v}_1, \mathbf{v}'_2) dG(\mathbf{v}_1) dG'(\mathbf{v}'_2).
\end{aligned}$$

Therefore, if  $F_\delta = (1-\delta)F + \delta G$ , then,

$$\zeta_\sigma(F_\delta) = (1-\delta)^2 \zeta_\sigma(F) + \delta^2 \zeta_\sigma(G) + 2\delta(1-\delta) \zeta'_\sigma(G, F)$$

where

$$\zeta'_\sigma(G, F) = \mathbb{E}\{K(\mathbf{V}_1, \mathbf{V}_2)\} + \mathbb{E}\{K(\mathbf{V}'_1, \mathbf{V}'_2)\} - \mathbb{E}\{K(\mathbf{V}_1, \mathbf{V}'_2)\} - \mathbb{E}\{K(\mathbf{V}'_1, \mathbf{V}_2)\}$$

where  $\mathbf{V}_1 \sim G$  and  $\mathbf{V}_2 \sim F$  are independent and  $\mathbf{V}'_1$  and  $\mathbf{V}'_2$  are their respective CI variants.  $\square$

**Remark 5.** Note that if  $\zeta_\sigma(G) = 0$  then  $\mathbf{V}_1 \stackrel{D}{=} \mathbf{V}'_1$ , which leads to  $\zeta'_\sigma(G, F) = 0$ . Hence, if  $\zeta(G) = 0$ , then  $\zeta_\sigma(F_\delta) = (1-\delta)^2 \zeta_\sigma(F)$ .

**Proof of Theorem 3.2:** Let  $\mathbf{V}_1 = (\mathbf{X}_1, \mathbf{Y}_1, \mathbf{Z}_1), \dots, \mathbf{V}_n = (\mathbf{X}_n, \mathbf{Y}_n, \mathbf{Z}_n) \stackrel{iid}{\sim} F_{1-\beta_n, n^{-1/2}} = (1 - \frac{\beta_n}{\sqrt{n}})G + \frac{\beta_n}{\sqrt{n}}F$ , where  $\zeta(G) = 0$ ,  $\zeta(F) > 0$  and  $\beta_n \rightarrow \beta \in [0, \infty)$ . Let  $\mathbf{V}'_1, \dots, \mathbf{V}'_n$  be their respective CI variants. Also, assume that  $\pi_1, \pi_2, \dots, \pi_n \stackrel{iid}{\sim} \text{Bernoulli}(0.5)$ . The resampled test statistic  $\hat{\zeta}_{n,\sigma}(\pi)$  can be written as

$$\hat{\zeta}_n(\pi) = \frac{1}{n(n-1)} \sum_{1 \leq i \neq j \leq n} g((\mathbf{U}_i, \mathbf{U}'_i), (\mathbf{U}_j, \mathbf{U}'_j)),$$

where  $\mathbf{U}_i = \pi_i \mathbf{V}_i + (1-\pi_i) \mathbf{V}'_i$ ,  $\mathbf{U}'_i = (1-\pi_i) \mathbf{V}_i + \pi_i \mathbf{V}'_i$  and  $g(\cdot, \cdot)$  as in (5) in the main article. First, we will prove that under  $F_{1-\beta_n/\sqrt{n}}$  where  $\beta_n \rightarrow \beta \in [0, \infty)$ , we have

$$n\hat{\zeta}_n(\pi) \xrightarrow{D} \sum_{i=1}^{\infty} \lambda_i (Z_i^2 - 1)$$

weakly in probability, where  $Z_i$ s are i.i.d. standard normal random variables independent of  $\mathbf{V}_i$ s and  $\lambda_i$ s are the eigenvalues of the integral equation

$$\mathbb{E}\{g((\mathbf{x}, \mathbf{x}', \mathbf{y}, \mathbf{z}), (\mathbf{X}, \mathbf{X}', \mathbf{Y}, \mathbf{Z}))\} = \lambda \psi(\mathbf{x}, \mathbf{x}', \mathbf{y}, \mathbf{z}),$$

when  $(\mathbf{X}, \mathbf{Y}, \mathbf{Z}) \sim G$  and  $(\mathbf{X}', \mathbf{Y}, \mathbf{Z})$  is its CI variant.

Denote,  $\mathcal{D}' = \{(\mathbf{X}_i, \mathbf{X}'_i, \mathbf{Y}_i, \mathbf{Z}_i)\}_{1 \leq i \leq n}$  as the augmented data set as before. So, conditioned on  $\mathcal{D}'$ , the randomness within  $\hat{\zeta}_{n,\sigma}(\pi)$  comes from  $\pi_1, \dots, \pi_n$  only. Then, one gets

$$\mathbb{E}\left[\exp\left\{-\frac{\|\mathbf{U}_1 - \mathbf{U}_2\|^2}{2d}\right\} \middle| (\mathbf{U}_1, \mathbf{U}'_1), \mathcal{D}'\right] = \frac{1}{2} \sum_{\pi \in \{0,1\}} \left[\exp\left\{-\frac{\|\mathbf{U}_1 - \pi \mathbf{V}_2 - (1-\pi) \mathbf{V}'_2\|^2}{2d}\right\}\right].$$

(Note that here the randomness is due to  $\pi_2$  only). Similarly, one can also get

$$\begin{aligned} \mathbb{E}\left[\exp\left\{-\frac{\|\mathbf{U}_1 - \mathbf{U}'_2\|^2}{2d}\right\} \middle| (\mathbf{U}_1, \mathbf{U}'_1), \mathcal{D}'\right] &= \frac{1}{2} \sum_{\pi \in \{0,1\}} \left[\exp\left\{-\frac{\|\mathbf{U}_1 - \pi \mathbf{V}'_2 - (1-\pi) \mathbf{V}_2\|^2}{2d}\right\}\right], \\ \mathbb{E}\left[\exp\left\{-\frac{\|\mathbf{U}'_1 - \mathbf{U}_2\|^2}{2d}\right\} \middle| (\mathbf{U}_1, \mathbf{U}'_1), \mathcal{D}'\right] &= \frac{1}{2} \sum_{\pi \in \{0,1\}} \left[\exp\left\{-\frac{\|\mathbf{U}'_1 - \pi \mathbf{V}_2 - (1-\pi) \mathbf{V}'_2\|^2}{2d}\right\}\right], \text{ and} \\ \mathbb{E}\left[\exp\left\{-\frac{\|\mathbf{U}'_1 - \mathbf{U}'_2\|^2}{2d}\right\} \middle| (\mathbf{U}_1, \mathbf{U}'_1), \mathcal{D}'\right] &= \frac{1}{2} \sum_{\pi \in \{0,1\}} \left[\exp\left\{-\frac{\|\mathbf{U}'_1 - \pi \mathbf{V}_2 - (1-\pi) \mathbf{V}'_2\|^2}{2d}\right\}\right]. \end{aligned}$$

Hence, one gets

$$\mathbb{E}[g((\mathbf{U}_1, \mathbf{U}'_1), (\mathbf{U}_2, \mathbf{U}'_2)) \middle| (\mathbf{U}_1, \mathbf{U}'_1), \mathcal{D}'] = 0. \quad (11)$$

Therefore, the limiting conditional distribution of  $n\hat{\zeta}_n(\pi)$  should be evaluated as in the case of unconditional degenerate U-statistics. Using the eigen decomposition of  $g(\cdot, \cdot)$  with respect to  $G$ , one gets

$$g((\mathbf{x}, \mathbf{x}'), (\mathbf{y}, \mathbf{y}')) = \sum_{i=1}^{\infty} \lambda_i \varphi_i(\mathbf{x}, \mathbf{x}') \varphi_i(\mathbf{y}, \mathbf{y}'),$$

where  $\lambda_i$  s and  $\varphi_i$  s are as in Theorem 2.3. For any  $K \in \mathbb{N}$ , define

$$g_K((\mathbf{x}, \mathbf{x}'), (\mathbf{y}, \mathbf{y}')) = \sum_{i=1}^K \lambda_i \varphi_i(\mathbf{x}, \mathbf{x}') \varphi_i(\mathbf{y}, \mathbf{y}').$$

Let  $U_n(f) := \frac{1}{(n-1)} \sum_{1 \leq i \neq j \leq n} f((\mathbf{U}_i, \mathbf{U}'_i), (\mathbf{U}_j, \mathbf{U}'_j))$ . Then,

$$\begin{aligned} &\mathbb{E}[(U_n(g - g_K))^2 \middle| \mathcal{D}'] \\ &= \frac{1}{(n-1)^2} \sum_{1 \leq i_1 \neq j_1 \leq n} \sum_{1 \leq i_2 \neq j_2 \leq n} \mathbb{E}[(g - g_K)((\mathbf{U}_{i_1}, \mathbf{U}'_{i_1}), (\mathbf{U}_{j_1}, \mathbf{U}'_{j_1})) \\ &\quad (g - g_K)((\mathbf{U}_{i_2}, \mathbf{U}'_{i_2}), (\mathbf{U}_{j_2}, \mathbf{U}'_{j_2})) \middle| \mathcal{D}'] \\ &= \frac{2}{(n-1)^2} \sum_{1 \leq i_1 \neq j_1 \leq n} \mathbb{E}\left[\left((g - g_K)((\mathbf{U}_{i_1}, \mathbf{U}'_{i_1}), (\mathbf{U}_{j_1}, \mathbf{U}'_{j_1}))\right)^2 \middle| \mathcal{D}'\right] \quad (\text{by (11)}) \\ &= \frac{2}{(n-1)^2} \sum_{1 \leq i_1 \neq j_1 \leq n} \frac{1}{4} \sum_{\pi_{i_1}, \pi_{j_1} \in \{0,1\}} \left((g - g_K)((\pi_{i_1} \mathbf{V}_{i_1} + (1-\pi_{i_1}) \mathbf{V}'_{i_1}, \pi_{i_1} \mathbf{V}'_{i_1} + (1-\pi_{i_1}) \mathbf{V}_{i_1}), \right. \\ &\quad \left. (\pi_{j_1} \mathbf{V}_{j_1} + (1-\pi_{j_1}) \mathbf{V}'_{j_1}, \pi_{j_1} \mathbf{V}'_{j_1} + (1-\pi_{j_1}) \mathbf{V}_{j_1}))\right)^2 \\ &= \frac{1}{2} [\boldsymbol{\Sigma}_I + \boldsymbol{\Sigma}_{II} + \boldsymbol{\Sigma}_{III} + \boldsymbol{\Sigma}_{IV}], \end{aligned}$$

$$\text{where } \boldsymbol{\Sigma}_I = \frac{1}{(n-1)^2} \sum_{1 \leq i_1 \neq j_1 \leq n} \left((g - g_K)((\mathbf{V}_{i_1}, \mathbf{V}'_{i_1}), (\mathbf{V}_{j_1}, \mathbf{V}'_{j_1}))\right)^2,$$

$$\begin{aligned}
\Sigma_{II} &= \frac{1}{(n-1)^2} \sum_{1 \leq i_1 \neq j_1 \leq n} ((g - g_K)((\mathbf{V}'_{i_1}, \mathbf{V}_{i_1}), (\mathbf{V}_{j_1}, \mathbf{V}'_{j_1})))^2, \\
\Sigma_{III} &= \frac{1}{(n-1)^2} \sum_{1 \leq i_1 \neq j_1 \leq n} ((g - g_K)((\mathbf{V}_{i_1}, \mathbf{V}'_{i_1}), (\mathbf{V}'_{j_1}, \mathbf{V}_{j_1})))^2, \text{ and} \\
\Sigma_{IV} &= \frac{1}{(n-1)^2} \sum_{1 \leq i_1 \neq j_1 \leq n} ((g - g_K)((\mathbf{V}'_{i_1}, \mathbf{V}_{i_1}), (\mathbf{V}'_{j_1}, \mathbf{V}_{j_1})))^2.
\end{aligned}$$

Clearly, by the strong consistency of U-statistics and contiguity of  $F_{1-\beta_n/\sqrt{n}}$  with  $G$ , one gets

$$\mathbb{E}[(U_n(g - g_K))^2 | \mathcal{D}'] \xrightarrow{a.s.} 2\mathbb{E}\left[\left((g - g_K)((\mathbf{U}_1, \mathbf{U}'_1), (\mathbf{U}_2, \mathbf{U}'_2))\right)^2\right]$$

as  $n$  grows to infinity. The limiting quantity converges to zero as  $K$  diverges to infinity. This ensures the closeness of the limiting distribution of  $U_n(g)$  and  $U_n(g_K)$  when  $K$  is large.

Now, let us focus on the limiting distribution of  $U_n(g_K)$ . First, let us find the joint limiting distribution of  $\frac{1}{\sqrt{n}} \sum_{i=1}^n \left( \varphi_1((\mathbf{U}_i, \mathbf{U}'_i)), \dots, \varphi_K((\mathbf{U}_i, \mathbf{U}'_i)) \right)$  conditioned on  $\mathcal{D}'$ . By the Cramer-Wold device, it is enough to focus on the conditional limit distribution of

$$\frac{1}{\sqrt{n}} \sum_{i=1}^n [t_1 \varphi_1((\mathbf{U}_1, \mathbf{U}'_1)) + \dots + t_K \varphi_K((\mathbf{U}_K, \mathbf{U}'_K))]$$

for some real  $t_1, \dots, t_K$ . Note that since  $g((\mathbf{x}, \mathbf{x}'), (\mathbf{y}, \mathbf{y}')) = -g((\mathbf{x}', \mathbf{x}), (\mathbf{y}, \mathbf{y}'))$ , one gets

$$\begin{aligned}
\varphi_i(\mathbf{x}, \mathbf{x}') &= \int g((\mathbf{x}, \mathbf{x}'), (\mathbf{y}, \mathbf{y}')) \varphi_i(\mathbf{y}, \mathbf{y}') d\nu(\mathbf{y}, \mathbf{y}') \\
&= - \int g((\mathbf{x}', \mathbf{x}), (\mathbf{y}, \mathbf{y}')) \varphi_i(\mathbf{y}, \mathbf{y}') d\nu(\mathbf{y}, \mathbf{y}') = -\varphi_i(\mathbf{x}', \mathbf{x}),
\end{aligned} \tag{12}$$

for  $i = 1, 2, \dots, K$ , where  $\nu_+$  denotes the joint distribution of  $(\mathbf{V}_1, \mathbf{V}'_1)$  when  $\mathbf{V}_1 \sim G$  and  $\mathbf{V}'_1$  is its CI variant. So,

$$\begin{aligned}
\mathbb{E}[\varphi_i(\mathbf{U}_1, \mathbf{U}'_1) | \mathcal{D}] &= \frac{1}{2} (\varphi_i(\mathbf{V}_1, \mathbf{V}'_1) + \varphi_i(\mathbf{V}'_1, \mathbf{V}_1)) = \frac{1}{2} (\varphi_i(\mathbf{V}_1, \mathbf{V}'_1) - \varphi_i(\mathbf{V}_1, \mathbf{V}'_1)) = 0, \text{ and} \\
\mathbb{E}[\varphi_i(\mathbf{U}_1, \mathbf{U}'_1)^2] &= \left(1 - \frac{\beta_n}{\sqrt{n}}\right) \int \varphi_\ell(\mathbf{x}, \mathbf{x}')^2 d\nu_+(\mathbf{x}, \mathbf{x}') + \frac{\beta_n}{\sqrt{n}} \int \varphi_\ell(\mathbf{x}, \mathbf{x}')^2 d\nu_+^*(\mathbf{x}, \mathbf{x}') \\
&\rightarrow \int \varphi_\ell(\mathbf{x}, \mathbf{x}')^2 d\nu_+(\mathbf{x}, \mathbf{x}') = 1, \text{ as } n \rightarrow \infty,
\end{aligned}$$

where  $\nu_+$  and  $\nu_+^*$  are the joint distribution of  $(\mathbf{V}_1, \mathbf{V}'_1)$  when  $\mathbf{V}_1 \sim G$  and  $\mathbf{V}_1 \sim F$ , respectively and  $\mathbf{V}'_1$  is its spherically symmetric variant. Then, following similar arguments as in Lemma A.1, under  $F_{1-\beta_n/\sqrt{n}}$ , one gets

$$\begin{aligned}
\prod_{j=1}^n \mathbb{E}\left[e^{it \frac{1}{\sqrt{n}} \varphi_\ell(\mathbf{U}'_j, \mathbf{U}_j)} | \mathcal{D}'\right] &= \exp\left\{-\frac{t^2}{2} \frac{1}{n} \sum_{j=1}^n (\varphi_\ell(\mathbf{V}_j, \mathbf{V}'_j)^2 + \varphi_\ell(\mathbf{V}'_j, \mathbf{V}_j)^2)\right\} + o_P(1) \\
&= \exp\left\{-\frac{t^2}{2} \mathbb{E}[\varphi(\mathbf{U}_1, \mathbf{U}'_1)^2]\right\} + o_P(1).
\end{aligned}$$

The probability convergence of  $\frac{1}{n} \sum_{j=1}^n (\varphi_\ell(\mathbf{V}_j, \mathbf{V}'_j)^2 + \varphi_\ell(\mathbf{V}'_j, \mathbf{V}_j)^2)$  to  $\mathbb{E}[\varphi(\mathbf{U}_1, \mathbf{U}'_1)^2]$  also follows by the contiguity of  $F_{1-\beta_n/\sqrt{n}}$  and  $G$ . Therefore, using simple algebraic arguments, one gets that conditioned on  $\mathcal{D}'$ ,

$$\frac{1}{\sqrt{n}} \sum_{i=1}^n [t_1 \varphi_1((\mathbf{U}_i, \mathbf{U}'_i)) + \dots + t_K \varphi_K((\mathbf{U}_i, \mathbf{U}'_i))]$$

$$\xrightarrow{D} \mathcal{N}_1(0, \sum_{\ell=1}^K t_\ell^2 \mathbb{E}[\varphi_\ell(\mathbf{U}_1, \mathbf{U}'_1)^2]) = \mathcal{N}_1(0, \sum_{\ell=1}^K t_\ell^2)$$

in probability as  $n$  grows to infinity. By simple application of weak law of large numbers, it is easy to see that conditioned on  $\mathcal{D}'$ , for any  $\ell \in \mathbb{N}$ ,  $\frac{1}{n} \sum_{j=1}^n \varphi_\ell(\mathbf{U}_j, \mathbf{U}'_j)^2$  converges in probability to  $\mathbb{E}[\varphi_\ell(\mathbf{U}_1, \mathbf{U}'_1)^2] = 1$  as  $n$  grows to infinity. Now, by continuous mapping theorem one can conclude that

$$U_n(g_K) = \sum_{\ell=1}^K \lambda_\ell \left( \left( \frac{1}{\sqrt{n}} \sum_{j=1}^n \varphi_\ell(\mathbf{U}_j, \mathbf{U}'_j) \right)^2 - \frac{1}{n} \sum_{j=1}^n \varphi_\ell(\mathbf{U}_j, \mathbf{U}'_j)^2 \right) \xrightarrow{D} \sum_{\ell=1}^K \lambda_\ell (Z_\ell^2 - 1)$$

as  $n$  grows to infinity, where  $Z_\ell$ s are i.i.d. standard normal random variables independent of  $\mathbf{V}_i$ s and  $\lambda_i$ s are the eigenvalues of the integral equation

$$\mathbb{E} \{ g((\mathbf{x}, \mathbf{x}', \mathbf{y}, \mathbf{z}), (\mathbf{X}, \mathbf{X}', \mathbf{Y}, \mathbf{Z})) \} = \lambda \psi(\mathbf{x}, \mathbf{x}', \mathbf{y}, \mathbf{z}),$$

where  $g(\cdot, \cdot)$  is as defined in (5) in the main article and  $\mathbf{V} = (\mathbf{X}, \mathbf{Y}, \mathbf{Z}) \sim G$  and  $\mathbf{V}'$  is the CI variant of  $\mathbf{V}$ . The rest of the arguments can be established using approximation arguments using characteristic functions of  $U_n(g_K)$ ,  $U_n(g)$ ,  $\sum_{i=1}^K \lambda_i (Z_i^2 - 1)$  and  $\sum_{i=1}^\infty \lambda_i (Z_i^2 - 1)$ , as in Lemma 1 from Banerjee (2024). We also refer the interested readers to Chapter 12 of Van der Vaart (2000) or page 79 of Lee (1990) for similar arguments. Now,

(a) By Theorem 2.4, we have

$$n \hat{\zeta}_{n,\sigma} \xrightarrow{d} \sum_{i=1}^\infty \lambda_i (Z_i^2 - 1),$$

where the random variables  $\{Z_i\}$  are i.i.d. standard normal random variables. Moreover, under the condition  $\beta_n \rightarrow 0$ , we have established that the conditional distribution of  $n \hat{\zeta}_\sigma(\pi)$  converges weakly, in probability, to the same limiting distribution  $\sum_{i=1}^\infty \lambda_i (Z_i'^2 - 1)$ , where  $Z_i'$ s are independent of  $Z_i$ s, but  $\lambda_i$ s are the same sequence of eigenvalues.

It follows that for any  $\alpha \in (0, 1)$ , the conditional quantiles  $\hat{c}_{1-\alpha}$  of the resampling distribution converge to the corresponding theoretical quantiles of the null distribution  $\sum_{i=1}^\infty \lambda_i (Z_i^2 - 1)$ . Hence,

$$P(\hat{\zeta}_{n,\sigma} > \hat{c}_{1-\alpha}) \rightarrow \alpha, \quad n \rightarrow \infty.$$

(b) By Theorem 3.1, under  $F_{1-\beta_n/\sqrt{n}}$ , where  $\beta_n \rightarrow \beta \in (0, \infty)$ , we have

$$n \hat{\zeta}_{n,\sigma} \xrightarrow{d} \sum_{i=1}^\infty \lambda_i ((Z_i + \beta \mathbb{E}[\psi_i(\mathbf{V}_1, \mathbf{V}'_1)])^2 - 1),$$

where the random variables  $\{Z_i\}$  are i.i.d. standard normal random variables and  $\lambda_i$ s are the eigenvalues of the integral equation

$$\mathbb{E} \{ g((\mathbf{x}, \mathbf{x}', \mathbf{y}, \mathbf{z}), (\mathbf{X}, \mathbf{X}', \mathbf{Y}, \mathbf{Z})) \} = \lambda \psi(\mathbf{x}, \mathbf{x}', \mathbf{y}, \mathbf{z}),$$

where  $g(\cdot, \cdot)$  is as defined (5) in the main article and  $\mathbf{V} = (\mathbf{X}, \mathbf{Y}, \mathbf{Z}) \sim G$  and  $\mathbf{V}'$  is the CI variant of  $\mathbf{V}$ . Moreover, under the condition  $\beta_n \rightarrow \beta$ , we have established that the conditional distribution of  $n \hat{\zeta}_\sigma(\pi)$  converges weakly, in probability, to the same limiting distribution  $\sum_{i=1}^\infty \lambda_i (Z_i'^2 - 1)$ , where  $Z_i'$ s are independent of  $Z_i$ s and  $\lambda_i$ s are as before.

It follows that for any  $\alpha \in (0, 1)$ , the conditional quantiles  $\hat{c}_{1-\alpha}$  of the resampling distribution converge to the corresponding theoretical quantiles  $z_{1-\alpha}$  of the null distribution  $\sum_{i=1}^\infty \lambda_i (Z_i^2 - 1)$ . Hence,

$$P(\hat{\zeta}_{n,\sigma} > \hat{c}_{1-\alpha}) \rightarrow P \left[ \sum_{i=1}^\infty \lambda_i (Z_i + \beta^2 \mathbb{E}[\psi_i(\mathbf{V}_1, \mathbf{V}'_1)] - 1) > z_{1-\alpha} \right] = \mathcal{L}(\beta), \quad n \rightarrow \infty.$$

(c) Using Lemma A.2 we get  $\zeta_\sigma(F_{1-\beta_n n^{-1/2}}) = \frac{\beta_n^2}{n} \zeta_\sigma(F)$ . Then by (13), we get that under  $F_{1-\beta_n/\sqrt{n}}$

$$\begin{aligned} P[\hat{\zeta}_{n,\sigma} < \hat{c}_{1-\alpha}] &\leq \frac{\binom{n}{2}^{-1} [4(n-2)\zeta_\sigma(F_{1-\beta_n n^{-1/2}}) + 4]}{(\zeta_\sigma(F_{1-\beta_n/\sqrt{n}}) - 2((n-1)\alpha)^{-1})^2} \\ &= \frac{\binom{n}{2}^{-1} [4(n-2)\frac{\beta_n^2}{n}\zeta_\sigma(F) + 4]}{(\frac{\beta_n^2}{n}\zeta_\sigma(F) - 2((n-1)\alpha)^{-1})^2} = O(\beta_n^{-2}) \quad (\text{using Lemma A.2}). \end{aligned}$$

So, if  $\beta_n \rightarrow \infty$  as  $n$  diverges to infinity,  $P[\hat{\zeta}_{n,\sigma} < \hat{c}_{1-\alpha}]$  (the Type-II error rate) converges to zero, i.e., the power of the test converges to one.

This completes the proof.  $\square$

**Proof of Proposition 3.2:** Recall that  $\hat{\zeta}_{n,\sigma}$  is a U-statistics with the kernel

$$g((\mathbf{v}_1, \mathbf{v}'_1), (\mathbf{v}_2, \mathbf{v}'_2)) = K(\mathbf{v}_1, \mathbf{v}_2) + K(\mathbf{v}'_1, \mathbf{v}'_2) - K(\mathbf{v}_1, \mathbf{v}'_2) - K(\mathbf{v}'_1, \mathbf{v}_2),$$

where  $K(\mathbf{x}, \mathbf{y}) = \exp\{-\frac{\sigma^2}{2}\|\mathbf{x} - \mathbf{y}\|^2\}$ . Then, by the theory of U-statistics (see p.12 in Lee, 1990) the unbiasedness of the estimator follows trivially and, one has

$$\text{Var}(\hat{\zeta}_n) = \binom{n}{2}^{-1} \left[ \binom{2}{1} \binom{n-2}{1} \text{Var}(g_1(\mathbf{V}_1, \mathbf{V}'_1)) + \binom{2}{2} \binom{n-2}{0} \text{Var}(g((\mathbf{V}_1, \mathbf{V}'_1), (\mathbf{V}_2, \mathbf{V}'_2))) \right]$$

where,

$$\begin{aligned} g_1(\mathbf{v}_1, \mathbf{v}'_1) &= \mathbb{E}\{\exp(-\frac{\sigma^2}{2}\|\mathbf{v}_1 - \mathbf{V}_2\|^2)\} - \mathbb{E}\{\exp(-\frac{\sigma^2}{2}\|\mathbf{v}_1 - \mathbf{V}'_2\|^2)\} \\ &\quad + \mathbb{E}\{\exp(-\frac{\sigma^2}{2}\|\mathbf{v}'_1 - \mathbf{V}_2\|^2)\} - \mathbb{E}\{\exp(-\frac{\sigma^2}{2}\|\mathbf{v}'_1 - \mathbf{V}'_2\|^2)\}. \end{aligned}$$

Since,  $|g(\cdot, \cdot)| \leq 2$ ,  $\text{Var}(g((\mathbf{V}_1, \mathbf{V}'_1), (\mathbf{V}_2, \mathbf{V}'_2)))$  is bounded by 4. Whereas to bound the first term note that

$$\begin{aligned} g_1(\mathbf{v}_1, \mathbf{v}'_1) &= \mathbb{E}\left\{\int \exp(i\langle \mathbf{t}, \mathbf{v}_1 - \mathbf{V}_2 \rangle) \phi_0(\mathbf{t}) d\mathbf{t}\right\} - \mathbb{E}\left\{\int \exp(i\langle \mathbf{t}, \mathbf{v}_1 - \mathbf{V}'_2 \rangle) \phi_0(\mathbf{t}) d\mathbf{t}\right\} \\ &\quad - \mathbb{E}\left\{\int \exp(i\langle \mathbf{t}, \mathbf{v}'_1 - \mathbf{V}_2 \rangle) \phi_0(\mathbf{t}) d\mathbf{t}\right\} + \mathbb{E}\left\{\int \exp(i\langle \mathbf{t}, \mathbf{v}'_1 - \mathbf{V}'_2 \rangle) \phi_0(\mathbf{t}) d\mathbf{t}\right\} \\ &\quad \quad \quad (\text{where } \phi_0(\mathbf{t}) \text{ denotes the density of } N(\mathbf{0}, \sigma^2 \mathbf{I}_d)) \\ &= \int (\exp(i\langle \mathbf{t}, \mathbf{v}_1 \rangle) - \exp(i\langle \mathbf{t}, \mathbf{v}'_1 \rangle)) (\mathbb{E}\{\exp(-i\langle \mathbf{t}, \mathbf{V}_2 \rangle)\} - \mathbb{E}\{\exp(-i\langle \mathbf{t}, \mathbf{V}'_2 \rangle)\}) \phi_0(\mathbf{t}) d\mathbf{t} \\ &= \int (\exp(i\langle \mathbf{t}, \mathbf{v}_1 \rangle) - \exp(i\langle \mathbf{t}, \mathbf{v}'_1 \rangle)) (\varphi_1(-\mathbf{t}) - \varphi_2(-\mathbf{t})) \phi_0(\mathbf{t}) d\mathbf{t} \\ &= \int (\exp(i\langle \mathbf{t}, \mathbf{v}_1 \rangle) - \exp(i\langle \mathbf{t}, \mathbf{v}'_1 \rangle)) (\overline{\varphi_1(\mathbf{t}) - \varphi_2(\mathbf{t})}) \phi_0(\mathbf{t}) d\mathbf{t}. \end{aligned}$$

Then using Cauchy-Schwartz inequality, one has

$$g_1^2(\mathbf{v}_1, \mathbf{v}'_1) \leq \int |\exp(i\langle \mathbf{t}, \mathbf{v}_1 \rangle) - \exp(i\langle \mathbf{t}, \mathbf{v}'_1 \rangle)|^2 \phi_0(\mathbf{t}) d\mathbf{t} \times \int |\varphi_1(\mathbf{t}) - \varphi_2(\mathbf{t})|^2 \phi_0(\mathbf{t}) d\mathbf{t} \leq 2\zeta_\sigma(P).$$

This gives

$$\text{Var}(\hat{\zeta}_{n,\sigma}) \leq \binom{n}{2}^{-1} [4(n-2)\zeta_\sigma(P) + 4].$$

This completes the proof.  $\square$

**Proof of Theorem 3.3:** Take any distribution  $P$ . Using the fact  $\hat{c}_{1-\alpha} \leq 2((n-1)\alpha)^{-1}$  and Chebyshev's inequality, one has

$$\begin{aligned} \mathbb{P}_{P^n}\{\hat{\zeta}_{n,\sigma} \leq \hat{c}_{1-\alpha}\} &\leq \mathbb{P}_{P^n}\{\hat{\zeta}_{n,\sigma} \leq 2((n-1)\alpha)^{-1}\} \\ &\leq \mathbb{P}_{P^n}\{\zeta_\sigma(P) - \hat{\zeta}_{n,\sigma} \geq \zeta_\sigma(P) - 2((n-1)\alpha)^{-1}\} \\ &\leq \frac{\text{Var}(\hat{\zeta}_{n,\sigma})}{(\zeta_\sigma(P) - 2((n-1)\alpha)^{-1})^2}, \end{aligned}$$

which holds since  $\zeta_\sigma(P) - 2((n-1)\alpha)^{-1} > 4(n\alpha)^{-1} - 2((n-1)\alpha)^{-1} = \frac{2n-4}{n(n-1)\alpha} > 0$  for all  $n \geq 2$ . Now,

$$\begin{aligned} \mathbb{P}_{P^n}\{\hat{\zeta}_{n,\sigma} \leq \hat{c}_{1-\alpha}\} &\leq \frac{\text{Var}(\hat{\zeta}_{n,\sigma})}{(\zeta_\sigma(P) - 2((n-1)\alpha)^{-1})^2} \\ &\leq \frac{\binom{n}{2}^{-1} [4(n-2)\zeta_\sigma(P) + 4]}{(\zeta_\sigma(P) - 2((n-1)\alpha)^{-1})^2} \quad (\text{follows from Proposition 3.2}) \end{aligned} \quad (13)$$

Now, if the distribution  $P$  is such that  $n\zeta_\sigma(P)$  diverges to infinity, then from equation (13) one gets  $\lim \mathbb{P}\{\hat{\zeta}_{n,\sigma} \leq \hat{c}_{1-\alpha}\} = 0$ . Hence, under the above condition, the power of our test converges to one.  $\square$