

Unbounded: Object-Boundary Interactions in Mixed Reality

Zhuoyue Lyu
University of Cambridge
Cambridge, United Kingdom
zl536@cam.ac.uk

Per Ola Kristensson
University of Cambridge
Cambridge, United Kingdom
pok21@cam.ac.uk



Figure 1: Unbounded is a Research through Design inquiry into Object-Boundary Interactions, articulated through a design space, eight designed and implemented examples, and expert reflections. Illustrated here is Interactive Painting (Sec. 3.3.1), where a user reimagines Kandinsky’s *Composition VIII*. zhuoyuelyu.com/unbounded

Abstract

Boundaries such as walls, windows, and doors are ubiquitous in the physical world, yet their potential in Mixed Reality (MR) remains underexplored. We present Unbounded, a Research through Design inquiry into Object-Boundary Interactions (OBIs). Building on prior work, we articulate a design space aimed at providing a shared language for OBIs. To demonstrate its potential, we design and implement eight examples across productivity and art exploration scenarios, showcasing how boundaries can enrich and reframe everyday interactions. We further engage with six MR experts in one-on-one feedback sessions, using the design space and examples as design probes. Their reflections broaden the conceptual scope of OBIs, reveal new possibilities for how the framework may be applied, and highlight implications for future MR interaction design.

Keywords

research through design, mixed reality, interaction design

ACM Reference Format:

Zhuoyue Lyu and Per Ola Kristensson. 2025. Unbounded: Object-Boundary Interactions in Mixed Reality. In *Proceedings of (Under Review)*. ACM, New York, NY, USA, 24 pages. <https://doi.org/XXXXXXX.XXXXXXX>

1 Introduction and Related Work

Boundaries such as floors and walls are ubiquitous in the physical world and are typically understood as restrictions: floors constrain objects to their surface, while walls prevent direct passage. Prior work has challenged this by enabling objects to pass through boundaries via portals that afford novel interactions [68]. We were intrigued by how such behaviors could be more fluidly realized in Mixed Reality (MR), where objects are no longer bound by physical laws [40, 54] and can traverse boundaries without mechanical intervention. This ontological shift creates affordances difficult or impossible in the physical world.

Prior MR work has explored specific boundaries, such as pulling objects out of 2D desktop screens [82], interacting through mirrors [113], or making walls transparent to access hidden objects [47]. These highlight possibilities but remain tied to particular contexts. What is lacking is a broader perspective that treats Object-Boundary

Under Review, -, -

© 2025 Copyright held by the owner/author(s).
ACM ISBN 978-x-xxxx-xxxx-x/YY/MM
<https://doi.org/XXXXXXX.XXXXXXX>

relationships themselves as a design material [15], extending beyond any single boundary or object.

We therefore present a Research through Design (RtD) [115] inquiry into Object-Boundary Interactions (OBIs). We first articulate a design space for OBIs, drawing inspiration and reflection from prior work (Sec. 2). We then demonstrate its descriptive and generative potential by applying it to existing interactions (Tab. 1) and by designing and implementing eight examples across Productivity and Art Exploration scenarios that use all its elements (Sec. 3). Finally, using the framework and examples as design probes [97], we conducted one-on-one feedback sessions with six MR design experts to elicit critique, reflection, and inspiration (Sec. 4). The findings broaden the scope of OBIs, reveal ways the framework may be applied and enriched, and suggest implications for future MR design (Sec. 5).

This paper contributes an RtD inquiry of (1) a design space that provides a shared language for OBIs in MR, (2) eight examples demonstrating its potential, and (3) insights from six MR design experts. Our work is a step towards designing interactions that deepen the connection between humans, the physical world, and digital experiences.

1.1 Beyond-Reality Interactions

Prior XR work has explored interactions that transcend physical constraints: transforming players in VR into giants walking at high speed gains, and examining the implications of different approaches [1]; studying whether flying in VR evokes benefits associated with flying dreams, such as empowerment and self-transcendence [51]; examining how visual illusions, such as making a real chair appear absent in MR, are perceived [40]; studying how color changes to everyday items (e.g., ties, plates) in AR affect interpersonal communication [85]; investigating how different real-life ad-blocking concepts in XR (e.g., replacing street billboards with art or removing them entirely) vary in user acceptance [41]; and exploring how superpower interactions (e.g., slowing down time) in MR are shaped by congruence with sensorimotor regularities [46].

Our work shares the interest in transcending physical reality, such as enabling objects to pass through walls, but differs in two respects. First, rather than creating unexplained illusions (e.g., objects vanishing without cause), we aim to preserve the perceptual integrity of physical objects, maintaining their form, location, and color. This aligns with reality-based principles [34] and human expectations in perceptual causality [64] and object permanence [75]. Second, while prior work examined implications of specific interactions, we focus on how such interactions can be better designed. OBIs are the lens: through its RtD, we aim to generate insights that not only guide the design of OBIs but may also inform beyond-reality interactions more broadly.

1.2 Object-Boundary Interactions

Prior work has explored specific boundary-related design opportunities, for example, leveraging the reflective and see-through qualities of glass to enable bidirectional interactions in settings like museum cabinets or digital musical instruments [58]; using actuated wall or floor portals to support expressive effects such as disappearance or teleportation [68]; and transitioning content between

2D desktop screens and AR environments by pulling or flicking objects across modalities [82]. Other research has investigated interactions involving virtual boundaries [72, 95], mirrors [35, 80, 112], or furniture surfaces [36, 42, 66].

In contrast, our work does not focus on a specific type of boundary. Instead, we take inspiration from scattered examples in prior research to propose a more general design space for OBIs.

1.3 Deepening Human-Physical-Digital Connections

Tangible Bits [31] envisioned coupling digital information with graspable objects in the physical environment. Decades later, its limited adoption prompted the idea of Liberated Pixels [25], pixels existing in 3D space and visible without devices. While current MR still requires headsets, it offers a compelling platform to prototype this vision.

Liberated Pixels, however, overlooks the absence of tactile feedback. Recent work addresses this by combining tangible and visual elements: Scene Responsiveness [40] creates illusions that preserve tactile-visual consistency, such as a chair that vanishes visually but reappears when touched; TriPad [10] turns everyday surfaces into touch interfaces; and Objectures [54] enables expressive MR interactions using mid-air gestures and everyday objects.

At the heart of these efforts lies a shared philosophy: interaction should not confine people within digital devices but reconnect them with the physical world. By letting hands engage with tables, walls, and objects, users experience the physical presence not as mere backdrops for digital overlays but as companions in interaction. Our work builds on this direction by framing OBIs as a lens for rethinking and deepening this relationship.

1.4 Design Space Approaches

Design spaces in HCI have been framed with different emphases. Some focus on system or device properties, leaving interactions implicit, such as exploring the geometrical parameters of a wearable haptic device [23], comparing power sources, displays, and communication mechanisms in energy-harvesting situated displays [20], or presenting shapes, sewing methods, materials, and compositions of smart textiles [55]. Others foreground interactions, such as presenting 22 gait gestures grouped by characteristics as an input method [92], presenting five types of object-based and mid-air gestures in MR [54], or categorizing 12 types of joint interactions between smartphones and AR HMDs [114]. A third category combines properties and interactions, such as showing different presentations and interactions for 3D visualization view management [50], exploring interactions alongside kinetic parameters for shape-changing interfaces [81], or examining disappear and reappear interactions through nine types of portals in actuated tangibles [68].

Our design space aligns with this last category but additionally introduces a visual design language that symbolically encodes attributes, facilitating interaction description and generation.

1.5 Research through Design with Artistic or Speculative Elements

Many RtD works incorporate artistic or speculative [9] elements, such as supernumerary robotic limbs enabling novel social interactions like arm swapping [107]; a radio that draws on listening-history metadata to revisit past music [71]; a design fiction film envisioning hybrid virtual funerals [93]; computational composites using Chinese papermaking techniques for tangible interaction [109]; or object detection to reframe encounters with art [63].

These works typically present the final artefact: robotic arms [107], radio [71], music player [76], film [93], web application [63], or vase [94], with detailed design reflection, but rarely provide files or tools for reproduction or extension. Conversely, non-RtD works that focus on system and engineering, such as making objects disappear in MR [40, 49], supporting everyday object interactions in AR [65], or enabling giant-like walking in VR [1], offer tools and technical details but lack design reflection.

Our work combines these approaches to serve both designers and developers: we contribute a design framework through RtD while also implementing a prototype and releasing Unity Editor tools (Fig. 15) for extension.

2 Design Space

2.1 Framework Development

We began by sketching object motion patterns: bouncing off (a ball bouncing off a tabletop); crossing through and returning (a virtual drawer in a wall); crossing through without returning (discarding a paper ball into a tabletop); emerging from the boundary (retrieving a faxed document from a tabletop slit); or passing through with visibility on both sides (shredding a document) (Fig. 2a, left to right). We presented these sketches to ~ 10 HCI and design researchers in our group through in-situ enactments (e.g., mimicking throwing a paper ball at the meeting table, or pulling an imaginary drawer from the wall). Feedback highlighted its potential, especially using boundaries to hide digital information, while noting that five categories were limited. We therefore expanded it: an object could also move parallel to a boundary, move towards and rest on it, or remain stationary, either on the boundary or on either side (Fig. 2b, left). Boundaries themselves could be rigid or deformable, opaque, see-through, reflective, or “magical,” such as melting [44] (Fig. 2b, right).

Reflecting on this process, we recognized that early feedback reinforced an implicit assumption of objects as digital and boundaries as physical. This framing overlooked how materiality shapes interaction, for instance, a physical object colliding with a soft physical boundary may produce a visible deformation, whereas a digital object does not, even though their motion patterns are similar. We therefore introduced a Nature dimension—Digital, Physical, or Augmented—to capture these distinctions. For conceptual coherence and visual clarity, we also reorganized Object motions and Boundary properties (e.g., merging stationary into motions, adding Perception) (Fig. 2c). Definitions are provided in Sec. 2.2.

We presented this version to our research group, the feedback challenged our Object–Boundary focus and led us to include Human (Fig. 2d). What we had framed as mechanical interplay between

object and boundary became relations inherently situated in human perception and action. We further regrouped the motions for clarity and grounded each dimension in prior work across 31 papers.

2.2 Dimensions

2.2.1 Object. Physical: Objects that exist in the physical world, such as ping-pong balls that bounce on a table [33], or situated displays placed on a window [20]. **Digital:** Virtual objects unconstrained by physical form, such as mixed reality flowers that bloom on walls for breathing exercises [88], or virtual human replicas for exploring body perception [11]. **Augmented:** Physical objects enhanced with digital overlays, such as everyday objects with digitally adjustable opacity [8], or physical pots containing digitally rendered plants [54].

2.2.2 Object \rightarrow Boundary.

Along/Stationary. Movements that are parallel or static to the boundary. These can occur in **Contact** with the boundary, such as digital cursors moving across everyday surfaces for extended desktops [42], or graspable objects sliding on tabletops [17]; or in **Non-contact**, such as mid-air objects suspended from ceilings [111] or humans interacting with affective mirrors while seated [80].

Toward/Away. Movements that change distance relative to the boundary. These include **Non-crossing**, where movements stay on one side of the boundary, such as pulling objects on 2D screens into 3D [82], hammers striking targets in Whac-A-Mole games [16], throwable objects that stick to and return from ceilings [48], or ping-pong balls bouncing off tables [33]. **Crossing** involves movements across both sides, such as two-wheeled robots passing through actuated wall portals [68], users walking through virtual doorways [95], or collaborators entering shared mixed reality whiteboard spaces to work face-to-face [21].

2.2.3 Boundary.

Nature. Similar to objects, boundaries can be **Physical**, such as walls, doors, or windows [5]; **Digital**, such as virtual grading gates [72] or portals [95]; or **Augmented**, such as floors with laser projections for interactive play [66], or whiteboards with mixed reality canvases [21]. Note that we define the boundary as a visual, spatial, or material division in physical or digital form, rather than a conceptual or social construct.

Dynamic. Boundaries can be **Static**, meaning stable and fixed in form or position, such as walls [47] or floors [7]; or **Transformative**, meaning capable of changing form, structure, or function over time, such as portals enabling robots to emerge from underground [68], movable partitions that reconfigure workspaces for privacy and interaction [74], or ice interfaces that gradually melt to alter form and experience [44].

2.2.4 Human \longleftrightarrow Boundary.

Perception. Refers to the user’s positional relationship to boundaries. **Unilateral** when users view the boundary from only one side, for example, standing in front of walls and reaching behind [47], or interacting with tabletops that conceal electronic components underneath [24]. **Bilateral** when users are positioned at or near

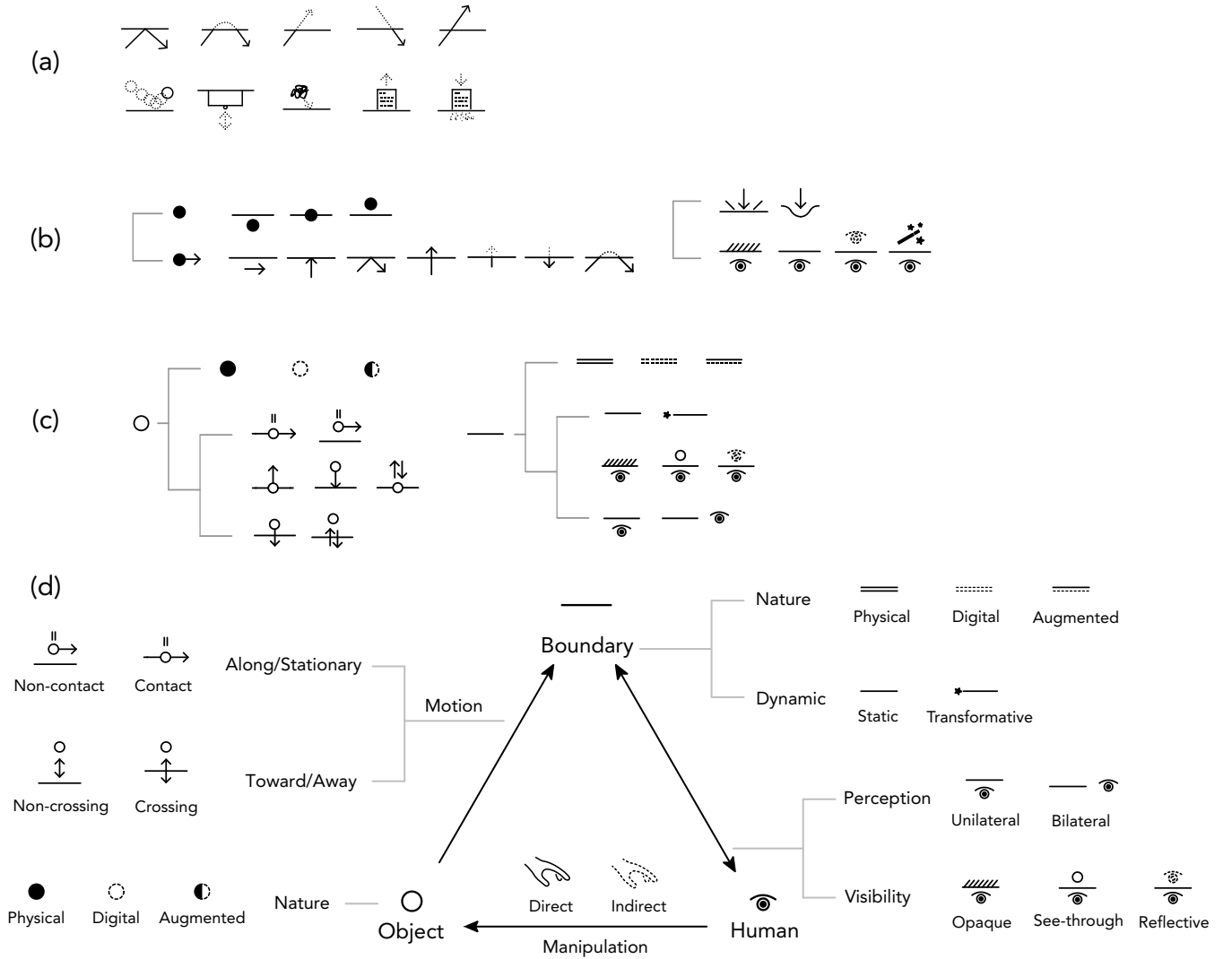


Figure 2: Design space iteration (Sec. 2.1). (d) was presented to experts in the study (Sec. 4). The final version is in Fig. 14.

the boundary plane and can perceive both sides simultaneously, such as bookshelf planks revealing objects above and below [8], or visual cut planes that reveal both sides of a divided cake [77].

Visibility. Refers to how the boundary mediates visual access for the user. It is **Opaque** when the boundary obstructs sight, such as walls separating front and backstage in a theater [68]; **See-through**, as with pseudo-transparent screens that support back-of-device interaction [102], or digital lenses that alter the style of underlying images [83]; and **Reflective**, such as augmented mirrors used in dance to explore multi-layered presence [112], or to foster connection between self and the world [35].

2.2.5 Human \rightarrow Object. Manipulations can be **Direct**, where the object is directly manipulated by the human’s hand (e.g., grabbing [82] or touching [102]); or **Indirect**, where the object is influenced by the human indirectly (e.g., via automation [68], controllers [42], or proxies [52, 78]).

2.3 Visual Design Language

We aim to create a minimal yet expressive symbol set to encode design space attributes and illustrate interactions. The design iteration began with simple metaphors, a ball for the object, a line for the boundary, to abstract physical concepts. For Nature, we used solid, dashed, and half-solid/half-dashed styles to represent Physical, Digital, and Augmented, respectively. For Object, the styles are applied as fills: solid fill conveys tangibility, empty outline suggests virtuality, and half-filled signals hybridity. Boundaries use double parallel lines to denote planar quality, with the same style variations. For Dynamics, Static is a plain line, while Transformative adds a star symbol, associated with change, spark, or magic. Perception is shown by the eye icon’s position relative to the boundary. For Visibility, Opaque uses hatching to indicate obstruction; See-through shows the target on the opposite side for transparency;

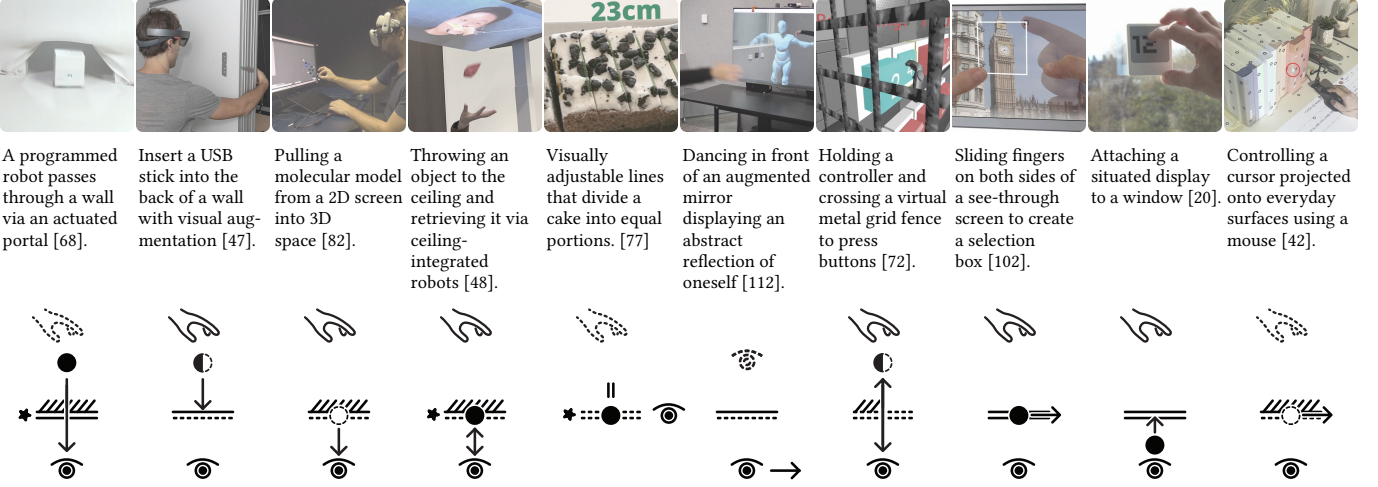


Table 1: Ten existing OBIs described using our framework. The first row shows interaction scenes from prior work (citations in the second row), and the third row presents their corresponding graphical representations based on our design space. For example, the first illustration depicts a **PHYSICAL object performing a **CROSSING** through a **PHYSICAL, TRANSFORMATIVE** Boundary, with **UNILATERAL** perception, **OPAQUE** visibility, and **INDIRECT** manipulation. Note that in [112], the **Human** is the **Object**, thus the object is not drawn, and **Direct** manipulation is implicitly implied. In [72], the boundary is illustrated as half **Opaque**, half **See-through**, as the grid fence partially obstructs vision while allowing visibility through its openings.**

and Reflective renders a duplicate, evoking mirrors producing virtual images. Motion employs icon placement for spatial relations, arrows for movement, and the “||” for stationary. For Manipulation, Direct is drawn with a solid hand, denoting immediacy; Indirect uses a dashed outline, signaling mediation.

Compositional Principles. Symbols can be composed into interaction illustrations by (1) placing the eye at the human’s viewpoint, and the hand on the actual side or opposite side depending on visual balance; (2) styling the object and boundary to indicate their Nature and Dynamic, adding a star for Transformative; and (3) depicting Motion via relative positioning, arrows, and the “||”.

3 Demonstration

To demonstrate the descriptive power [3] of our framework, we illustrated 10 OBIs from prior work (Tab. 1). But the framework is not limited to these 10, all 31 examples cited in the Dimensions (Sec. 2.2) and more can likewise be represented.

To demonstrate its technical feasibility, we implemented a proof-of-concept prototype using Meta Quest 3 (v79) and Unity 6000.1.4f1 with Meta SDK¹. We developed shaders to achieve different visibility effects (Fig. 16) and custom tools to locate objects and fine-tune positions (Fig. 15).

To demonstrate the generative power [3] of our framework, we used it to design and implement eight examples across two scenarios, Productivity and Art Exploration, that collectively cover all its elements. They envision how OBIs may manifest once MR becomes part of everyday life: one emphasizes practical usage, the other expressive possibilities, together they demonstrate the new

interaction capabilities and affordances [83] of our framework. All examples serve as functional diegetic prototypes [43, 93] embedded in an overarching narrative, as shown in the accompanying video that begins with an opening scene and continues through two scenarios.

For each example, we describe the interaction, explain the design rationale and the storyline (as in [57]) in the spirit of RtD, present the framework elements it was generated from, and outline the implementation. This structure follows a Research through Design [115] exploration, where making and reflecting are intertwined. Please see the video (zhuoyuelyu.com/unbounded) for the full picture.

3.1 Opening Scene

3.1.1 Example 1: Bouncing Ball.

Design. This design draws on the iconic red ball from the seminal Tangible work inFORM [18], carrying two intertwined layers of meaning. Formally, it begins with the familiar cadence of a plausible bounce of weight, impact, rebound, before breaking the rhythm through sudden disappearance, a small rupture that invites the viewer to pause and reconsider. Symbolically, for those who know the reference, the red ball stands as an emblem of classic Tangibility, here deliberately reimagined to gesture toward affordances unbound by physical law. In both registers, this minimal, recognisable motion becomes a quiet but potent vessel for surprise and reinterpretation.

Composition. human **INDIRECT** manipulation of a **DIGITAL** object (the red ball) that moves **TOWARD/AWAY**, involving both **NON-CROSSING** and **CROSSING** a **PHYSICAL, STATIC** boundary (the tabletop), with **OPAQUE** visibility and **UNILATERAL** perception.

¹<https://assetstore.unity.com/packages/tools/integration/meta-xr-all-in-one-sdk-269657>




Figure 3: Bouncing Ball. A small ball bounces on a tabletop, but instead of rebounding on its final contact, it passes through the surface.



Figure 4: Paper Shredder. Users can pinch and pick up digital documents from the desk, which retain the tension and flexibility of real paper. To discard an unwanted document (e.g., an expired bank statement), users can feed it through a horizontal shelf, which shreds the paper, with fragments visibly dispersing below.

Implementation. The tabletop is wrapped with a custom Cloak of Invisibility material (Fig. 16) that makes the enclosed space appear empty while causing objects entering it to vanish. Initially, a Box Collider enables precise physical collisions and realistic bouncing of the red ball. After a few seconds, the collider is removed, allowing the ball to pass through.

3.2 Scenario 1: Productivity

This scenario envisions how OBIs enabled by our framework could be integrated into future productivity settings, such as offices or home studios. The scenario centers around a desk with common work-related items like markers, documents, and a cup.

3.2.1 Example 2: Paper Shredder.

Design. We began with a recognition that, although people inhabit a 3D world, many information artefacts, such as documents, remain rooted in 2D conventions. This persistence is not merely a matter of habit; the planar arrangement of text and images continues to offer efficiency in reading and comprehension. We speculated that, in a future where physical and digital artefacts coexist, digital “paper” might inherit familiar physical qualities, such as subtle deformation when lifted, to preserve embodied expectations. Extending this, the bookshelf itself becomes a shredder, drawing on its affordances to reveal both sides of the transformation: the intact sheet above and the stream of confetti below. This grounds the digital act in a familiar material metaphor and follows the spirit of Weiser’s vision [100], where everyday objects are reimagined as computational interfaces.

Composition. human DIRECT manipulation of a DIGITAL object (the document), performing a CROSSING through a PHYSICAL, STATIC boundary (the shelf). The boundary offers OPAQUE visibility but allows BILATERAL perception from the human’s position.

Implementation. We used a cloth simulator to approximate paper behavior as shown in Fig. 5. Paper interaction was implemented by




Figure 5: Simulating paper was a major challenge. Although the graphics community has extensive research on paper deformation [69], our search and testing found no realistic real-time paper simulator available in Unity. As a workaround, we used the Obi Cloth simulator [61] and adjusted settings to approximate paper properties: minimizing Distance and Bend Constraints to reduce stretch and softness (2), applying 0.05 Aerodynamics to make dropped paper fall slowly rather than like a rigid board, and adding colliders with high friction to ensure stable placement on flat surfaces while allowing slow sliding on non-flat surfaces (3-4).

attaching the nearest paper (cloth) particles to the fingertip when a nearby pinching is detected and detaching them upon release. A height threshold and time-based override were added to prevent false positives. The shredding was implemented by monitoring particles and spawning confetti when a particle crosses the shredder’s top plane. For each newly passing particle we instantiate one confetti prefab (using Particle System) at $p_i = (0, \delta, 0)$ (thickness of the shelf δ), cap active confetti to K via a FIFO queue, and mark the particle to avoid duplicates. After all particles have generated confetti, we destroy the cloth and deactivate the shredder. To make the top part of the paper appear shredded and invisible after passing through the bookshelf, we applied the Cloak of Invisibility material to the space beneath it (Fig. 16b). Since we did not want hand overlays to disappear when entering this space, we assigned them the Phasing Object material (Fig. 16f), ensuring they remain visible and unaffected.




Figure 6: Trash Can. When office waste (e.g., a dried-out marker) needs to be discarded, the user brings it toward the desk corner, where a circle appears on the tabletop to indicate a trash area. Items dropped within this area disappear through the table surface.



Figure 7: Marker. To jot down notes or thoughts (e.g., a to-do list), users can pick up a marker and write on any surrounding wall as if it were a whiteboard.

3.2.2 Example 3: Trash Can.

Design. Extending the idea of embedding functions within everyday objects, we reimagine a desk corner as a subtle trash receptacle. In daily life, tossing a paper ball into a bin from a distance carries the small satisfaction of seeing it disappear inside. Here, the hard-to-reach corner, often free from accidental contact, becomes an apt location for discarding objects. The bin is indicated only by a faint circle that becomes more visible as the hand approaches, keeping the affordance unobtrusive until needed. When an item crosses the surface, it vanishes much like the bouncing ball in Example 1, yet here the act moves from speculative play to a functional affordance for disposal.

Composition. human DIRECT manipulation of a DIGITAL object (the marker) that moves TOWARD and performs CROSSING of a PHYSICAL, STATIC boundary (the tabletop), with OPAQUE visibility and UNILATERAL perception.

Implementation. We render the faint circle on the tabletop using Line Render, whose opacity encodes objects' proximity and whose interior deletes objects that drop sufficiently below the plane. The displayed opacity is computed as $\alpha = \max_j f(d_j)$, where d_j is the distance from object j to the circle center; $f(d) = 1$ for $d \leq d_{\min}$, $f(d) = 0$ for $d \geq d_{\max}$, and varies linearly in between. Colliders are disabled when $d \leq d_{\min}$ to allow entry; objects are removed if they fall by a depth h ; opacity is smoothed each frame (lerp).

3.2.3 Example 4: Marker.

Design. Walls in the home or office are often left open, uncluttered, and, when white, already resemble the blank expanse of a whiteboard. Choosing walls over surfaces like desktops avoids visual noise from items on top and colour variation, offering a clean canvas for spontaneous notes or sketches. The marker is not tied

to a fixed whiteboard but extends its affordance to any suitable surface, providing a more fluid form of workspace where boundaries between architecture and interface dissolve.

Composition. human DIRECT manipulation of a DIGITAL object (the marker) moving ALONG with CONTACT on a PHYSICAL, STATIC boundary (the wall), with OPAQUE visibility and UNILATERAL perception.

Implementation. The marker is an existing 3D asset with no built-in logic²; all functionality was implemented by us. To locate the wall we touched the controller tip to three points on the surface to compute the plane (later packaged as a locator tool for developers, Fig. 15). When the marker tip comes within a threshold distance of the wall, it leaves marks at the projected point. Instead of using a line renderer, which produced distortions when the view shifted, we generated strokes from a prefab of small solid circles rapidly placed on the plane, creating smooth and stable lines that behave like real strokes. In informal discussions, other researchers often remarked on its realism and asked whether it was real. Because the digital marker can penetrate the plane, we gate drawing with asymmetric thresholds, derived through trial and error: ≤ 1.5 cm on the front, where overshoot is more visible, and ≤ 5 cm on the back, where penetration is harder to realize. The projected tip is lightly smoothed and resampled at ≥ 1 mm spacing to spawn solid circles that form a stroke.

3.2.4 Example 5: Acoustic Partition.

Design. The idea stems from a common experience in shared study spaces, the desire to block surrounding noise without signalling irritation to others. In physical settings, erecting a barrier is cumbersome and socially conspicuous; here, a semi-transparent digital boundary provides acoustic isolation while maintaining a

²<https://sketchfab.com/3d-models/edding-300-marker-1e5e44cb34b94087b051ea3b6c2f9767>



Figure 8: Acoustic Partition. When outdoor noise becomes distracting, users can pull out an acoustic partition from a gap along the windowsill to block sound, creating a quieter workspace on their side.

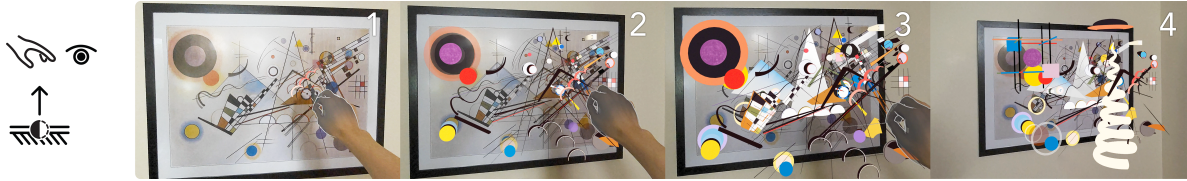


Figure 9: Interactive Painting. We envision a more interactive form of art appreciation. Viewers can pull elements of a painting, such as Kandinsky’s *Composition VIII*, out of the 2D frame into 3D space that reconfigures the lines, shapes, and structures into spatial relationships, offering new perspectives. We also explore how viewers can take part in the creative process (4)

subtle visual presence, conveying “something is there” without feeling like an opaque wall. The partition unfurls from a narrow seam along the windowsill, as if the frame itself stores and releases the barrier. Sound reduction is mapped to its height: the higher the barrier, the quieter the space becomes, mirroring the real-world sensation of closing a window and hearing the outside fade. In this way, the interaction is digitally mediated yet reality-based [34], embedding a familiar cause-effect relationship into a discreet, personal interface.

Composition. This interaction involves two parts. First, the act of pulling out the partition: human DIRECT manipulation of an AUGMENTED object (the gap extending into a partition) that moves AWAY with NON-CROSSING on a PHYSICAL, STATIC boundary (the windowsill), with OPAQUE visibility and UNILATERAL perception. Second, once extended, the partition becomes a DIGITAL, TRANSFORMATIVE boundary; the human (also the object) remains NON-CONTACT relative to it, with SEE-THROUGH visibility and UNILATERAL perception.

Implementation. A translucent plane is pulled up from a window gap covered by the Cloak of Invisibility material (see Fig. 16). Its height is proportional to the reduction of street noise from an audio file, smoothed with a lerp function. We capped the maximum height to match a seated user’s reachable range, and accordingly limited the noise reduction to 2% of the original volume.

3.3 Scenario 2: Art Exploration

This scenario envisions how our framework can also support artistic experiences, such as in museums or galleries. This scenario centers on a painting, Kandinsky’s *Composition VIII*, with a drawer and mirror as part of the interactive experience.

3.3.1 Example 6: Interactive Painting.

Design. This example explores three intertwined ideas. First, traditional gallery experiences position the viewer as a passive recipient, perhaps with a wall label or an app offering brief audio or visual commentary. Here, the viewer becomes a creative participant, able to interact with the work and, in doing so, engage in a cross-temporal dialogue with its original artist. Second, for centuries, painters have rendered depth on flat surfaces, from the perspectival spaces of *The School of Athens* (Raphael) to the sfumato of *Mona Lisa* (Leonardo da Vinci) and the spatial illusion of *Las Meninas* (Diego Velázquez). True three-dimensionality was reserved for sculpture. This design asks: could there be a medium that bridges painting and sculpture? Seen head-on, the piece reads as 2D; when pulled outward, its elements separate into layers, revealing spatial relationships that invite new interpretations. Third, the act of pulling with the hand creates a point of connection between the viewer and the work. Unlike an automatic transformation, this gesture lets the viewer control the speed, depth, and rhythm of the unfolding, making the transition not only a visual shift but a moment of agency and intimacy with the piece.

Composition. human DIRECT manipulation of an AUGMENTED object (the physical painting with digital 3D augmentation) that moves AWAY with NON-CROSSING on a PHYSICAL, STATIC boundary (the painting’s surface), with OPAQUE visibility and UNILATERAL perception.

Implementation. We purchased two framed reproductions of Kandinsky’s *Composition VIII* (A1 and A2) and a 3D asset³ containing all its elements. The first challenge was enabling interaction with individual elements, as the asset was a single mesh. We built a MeshSplitter that separates a mesh into connected components using breadth-first search over triangle adjacency, where two triangles are adjacent if any vertex pair lies within a tolerance. For

³<https://sketchfab.com/3d-models/composition-viii-by-wassily-kandinsky-3047638c5dfe42dfbcc0aae5a7814afb>




Figure 10: Drawer. Below the painting, a small circular knob invites the user to pull open a drawer embedded in the wall. Inside are several everyday objects: a Rubik’s cube, a seashell, and a pair of headphones.

each component, we remapped vertices (preserving UVs), generated a sub-mesh GameObject with a duplicated material, saved it as an asset, assembled them under a parent prefab, and deactivated the original. Since this created overly fragmented parts (e.g., related circles split apart), we manually regrouped components by visual inspection and added hand-grab interactable, free-transform, and occlusion scripts. The occlusion script produces a soft, semi-transparent effect and reduces misalignment from headset drift. The second challenge was precise scaling and alignment of the digital asset with the physical painting across sizes. Using the controller, we marked two reference points—the intersection at the tip of the central diagonals and the lower endpoint of the left diagonal—and a script scaled and aligned the digital painting to the physical one (Fig. 15).

3.3.2 Example 7: Drawer.

Design. We were intrigued by the idea of hiding information within boundaries. Here, it takes the form of a drawer that pulls out from the wall, a minimal unit of the concept that could scale to reveal an entire hidden bookshelf. Initially, we considered concealing the drawer completely, but realised that without visible cues, users would lack the affordance to discover it. We instead left a small circular handle exposed, inviting interaction through its subtle presence. We explored drawer opacity, weighing the immersive clarity of a solid form against the spatial disruption it would cause. We chose semi-transparency to convey permeability, softening the divide between digital and physical space. Kandinsky composed with abstract points, lines, and shapes, describing his paintings as “visual symphonies.” Here, we begin with concrete objects, intending for them to be later transformed into similar abstract forms (Fig. 12). By doing so, the resulting abstraction carries the richness of lived experiences into visual primitives, much as Kandinsky encoded musicality into his. We selected three objects to span diverse human senses. Headphones represent sound; a Rubik’s cube, colour and tactile engagement; and a seashell—small, natural, resonant—embodies the sensory breadth of smell, taste, temperature, wind, weather, and the longing for nature.

Composition. human DIRECT manipulation of a DIGITAL object (the drawer) that moves AWAY with CROSSING on a PHYSICAL, STATIC boundary (the wall), with OPAQUE visibility and UNILATERAL perception.

Implementation. We did not use occlusion in Meta SDK as before, as we wanted a clear effect of pulling the drawer out of the wall without the blur caused by occlusion. Instead, the wall was covered with the Cloak of Invisibility material (Fig. 16). Drawer

contents were set as its child objects, and the drawer’s movement was constrained to horizontal in-out motion with a fixed maximum length. The Rubik’s cube ⁴, seashell ⁵, and headphones ⁶ inside the drawer were existing 3D assets (their abstract representations were not all existing assets, which we discuss in the next example).

3.3.3 Example 8: Magic Mirror.

Design. Following the previous example, the mirror becomes a boundary for transforming physical objects into abstract representations (Fig. 12). Mirrors invite exploration, people instinctively shift and tilt to see from different angles, so here, the mirror maps perfectly to the user’s movements, creating a familiar yet altered world: the reflection is identical in form, but the held object appears as its abstract counterpart, seemingly grasped by the mirrored hand. We chose a rotatable mirror to let these abstractions emerge in touchable space. When rotated sideways, the abstract version appears in the open air, ready to be taken and used in subsequent interactions. With a fixed mirror, similar exchanges could be imagined, bringing the object close to the surface might “swap” it for its virtual counterpart. In each case, the mirror’s boundary sustains two worlds at once, making the transition between them tangible and participatory.

Composition. human DIRECT manipulation of DIGITAL (seashell, Rubik’s cube, headphones) or PHYSICAL (glass cup) objects that move NON-CONTACT relative to a PHYSICAL, TRANSFORMATIVE boundary (the mirror), with REFLECTIVE visibility and both UNILATERAL and BILATERAL perception.

Implementation. We applied an Inverse Cloak material (Fig. 16) so mirrored objects were visible only through the mirror. The material was implemented as a thin cylinder covering the mirror. Positioning was determined with the controller as in earlier examples. To achieve a one-to-one mapping, each frame we set the mirrored object’s transform by reflecting A’s position about the plane with normal n and point p_0 : $p' = p - 2n[(p - p_0) \cdot n]$. Orientation was mirrored by reflecting A’s forward and up axes about n and reconstructing the rotation. When the mirror was placed horizontally, the mirrored object switched to a standard visible material and appeared directly on the corresponding side using the same position mapping. Once the user grabbed the mirrored object, the original was disabled. For physical objects such as the cup, location and rotation instead followed the hand’s transform. In terms of abstractions,

⁴<https://sketchfab.com/3d-models/rubiks-cube-155420e09a124ec3a3bcca0852280672>

⁵<https://sketchfab.com/3d-models/10-amaea-magnifica-893043e1710049a3b87bbd5e5b5f6a04>

⁶<https://sketchfab.com/3d-models/wireless-headphones-3da4c7788c314b069b42cace0cccede0>



Figure 11: Magic Mirror. Between the painting and the drawer is a rotatable circular mirror. When users retrieve an object from the drawer and hold it in front of the mirror, they see an abstracted version of the object reflected, for example, a seashell appears as a spiral line representation that mirrors its movement and rotation. When the mirror is rotated to face sideways, placing an object on one side results in its abstracted representation appearing on the opposite side. The mirror supports both digital and physical (e.g., glass cup) objects. These abstract representations can be extracted, transformed, and added to the painting. Users may also rearrange existing painting elements, enabling active participation in the artwork’s creation.

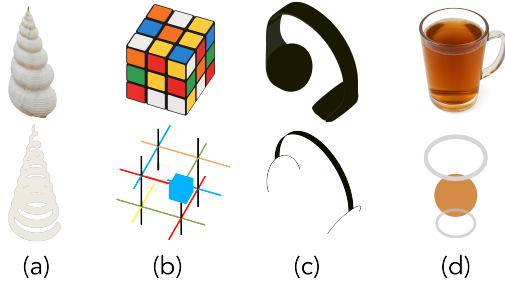


Figure 12: Each mirror reflection reimagines a physical object in elemental form, echoing Kandinsky’s “visual symphony” of points, lines, and shapes. A seashell (a) becomes a spiral, distilling layered geometry into pure motion of growth and rotation. The Rubik’s cube (b) transforms into a lattice of coloured lines crossed with small cubes, capturing chromatic richness and modular structure, balancing order and play in a Bauhaus-like palette. Headphones (c) reduce to three arches: a bold arc and two lighter echoes, expressing how a single curve, repeated at different scales, can suggest the whole without literal detail. A glass of tea (d) abstracts into a central sphere of colour flanked by concentric rings, evoking the liquid’s hue and circular transparency. Here, the forms are translucent, so the composition floats with lightness rather than heavy blocks of colour. Together, they show how everyday artefacts, once mirrored, shed their literal form and re-emerge as visual primitives, recast as strokes in a spatial composition that bridges the concrete and the abstract.

the shell was adapted from an existing spiral asset ⁷, recolored and reshaped to match the shell’s size. The cube was constructed from elongated cylinders forming those coloured lines with two cubes front and back, using colors inspired by Kandinsky. The headphone arch was modeled with Unity’s ProBuilder, and the teacup was built from two ProBuilder tori with a sphere in the center.

4 Expert Feedback Sessions

To examine whether Unbounded is useful to MR interaction design, its clarity, what could be added, and its limitations, we conducted

semi-structured expert feedback sessions. We used our design space (Sec. 2) and example interactions (Sec. 3) as design probes [97] to elicit critique, reflection, and inspiration.

4.1 Methods

Participants. We invited six experts for one-on-one sessions (Tab. 2), selected purposively for their senior backgrounds in MR design, research, and industry. Each had at least four years of experience, some over a decade. Their expertise covered MR interaction design, media art, tangible and haptic interaction, and theoretical frameworks, ensuring feedback reflected both academic and industry perspectives across technical, creative, and theoretical dimensions.

Procedure. Sessions were conducted and recorded via Zoom to allow international participation. Each began with informed consent and a demographic form. We then followed a semi-structured format. Participants were introduced to the design space through a participatory slide presentation and encouraged to interrupt for clarification or thoughts. Discussion focused on clarity, completeness, usefulness, and potential improvements. Next, participants viewed the video (Sec.3) in two parts: Productivity, then Art Exploration. After each, they shared impressions, perceived usefulness, additional ideas, and reflected on whether it shifted their view of object-boundary relationships. Finally, they were asked about their design practices and how they generate ideas to help compare and understand with our framework. Each session lasted 90-120 minutes (Fig. 13).

Analysis. We conducted a reflexive thematic analysis [6], generating codes and themes both inductively (bottom-up) and deductively (top-down) [52] from transcripts. Codes were iteratively organized into higher-order categories and candidate themes through hierarchical clustering. Below we report the results, clicking a quotation (QX) links to the corresponding location in the appendix.

4.2 Finding 1: Situating Abstraction

4.2.1 Expressively Grounding the Design Space. Experts found the structure clear and “very valuable” (P2), with a “manageable level of information” (Q1), though some felt it was too general and “perhaps diluted that sense of spirit” (P4). Their comments centered on motivation (Q2), purpose (Q4), goals (Q3), and use cases (Q5),

⁷<https://sketchfab.com/3d-models/spiral-d4577c6701d3489fa287f6bf45c9aae5>

Table 2: Design space iteration (Sec. 2.1). (d) was what we presented to experts in the study (Sec. 4). The final version is in Fig. 14.

ID	Gender	Base	Role	Expertise	Experience (yrs)
P1	W	UK	Senior HCI PhD student	MR usability and learnability; cognitive linguistics; design; engineering	9
P2	M	USA	XR Creative director	Phygital media art; CGI/VFX production; design engineering; architecture	15
P3	W	Sweden	Senior HCI PhD student	Expressive haptics; tangible interfaces; design research; MR	7
P4	M	UK	Design lab director; lecturer	Social MR; experiential futures; speculative design; AI	10
P5	W	USA	Senior HCI PhD student	MR interaction design; tangibles; human-AI interaction	4
P6	W	USA	XR Designer (industry research lab)	UX design; HCI; digital art; MR; 3D production;	5

Note. “Gender” denotes self-reported gender identity (Woman, Man, Non-binary, Self-described, Prefer not to say). W = Woman, M = Man.

including whether a “deck-of-cards” combinatorial use was feasible (Q6). To ground the framework, they suggested contexts such as factory inspection, surgery, home decoration, art making and appreciation, or specific gallery scenes (P4, P5).

After viewing the examples (Sec. 3), enthusiasm increased: “It is quite interesting; now I understand why this topic matters” (P3). Examples helped inspire concrete interactions (Q7), and all experts preferred Art Exploration over Productivity. One valued how Art Exploration weaves multiple interactions into a cohesive vignette while aligning with the framework (Q9). Interactive Painting and Magic Mirror stood out for metaphorical clarity (Q10) and expressive potential (Q11), as in the intuitive idea that “behind a mirror lies another world or another version of something” (Q13). By contrast, a Productivity example like Trash Can felt “an example created solely to illustrate this interaction” (P2) and less grounded in everyday practice (Q14), though the realism of the implementation was praised (Q15, Q16).

A forward design stance emerged (P2, P3, P4): MR should do what reality cannot while remaining logically legible (Q17). Pure replication risks creative stagnation (Q18). Instead, MR is suited to the fake, magic, ghosts, and illusions that feel true within it (Q19). With AI making content generation more accessible, P4 argued, MR’s real value lies in offering playful, impossible experiences unique to the medium: “MR’s edge for utility alone is not enough, so trying to make MR purely useful becomes almost absurd. I would rather make MR do things that are impractical but delightful, things only MR can do.” (Q20)

4.2.2 Cueing Affordances in Examples. Experts valued the minimal and ambient feel of the examples as intuitive and aesthetically pleasing (Q21), yet noted minimalism as a double-edged sword: “I can understand this interaction because of your illustration, but visually it does not yet convey an affordance” (P3). Others asked, “How do you signal interaction availability and possibilities to users in a natural, non-intrusive way?” (P1). Subtle cues can ground ambiguity [19] in familiarity, keeping interactions creative yet recognizable (Q23).

Several examples already used such cues: a drawer pull invites revealing hidden content (Q22); everyday priors suggest action, as in “give me a marker and a wall, I will naturally pick up the marker and try to write on the wall” (P1); and the rim of the Trash Can reads as a passage (P1, P2, P6). Yet more could be explored: the Paper Shredder and Interactive Painting need “visual hints to

indicate where interaction is possible” (P3), while the seam in the Acoustic Partition could glow faintly to suggest it can be pulled up (P1, P3).

The surface can also be given such micro-affordances. For instance, one expert proposed using a swirling pattern on the Trash Can area to suggest that this surface is traversable, distinguishing it from the rest of the table which remains stable (Q24). Others imagined dynamic behaviors such as a drop-and-regrow surface (Q25), emphasizing that expectations matter: if objects like markers or balls are meant to pass through, the surface should briefly shift in appearance or behavior (Q26).

Simple cues that suggest interactivity can encourage exploration. One strength of many Boundary examples you showed is that they remain quiet, hiding functionality without filling the space with UI elements. Instead of text that pops up and explains, subtle affordances or signals could help users naturally sense that something is hidden there and imagine what it might do. (P1)

4.2.3 Articulating Affordances in Elements. Compared to tangible-interface design spaces [67, 68], experts viewed ours as closer to a design framework (Q27), since its elements lack “higher-level functionality” (Q28). P5 asked, “What is this boundary doing? Is it constraining movement, or acting as a display surface?” (see Sec. 4.3.2). For Drawer, P1 noted that it implies hiding and suggested making such affordances explicit (Q29). P4 agreed, stressing that what matters is not category but embodied affordance familiar to users (Q30).

Experts also emphasized context-dependence: “Boundary is a broad concept, and in different situations its meaning in interaction changes” (P5). Elements may thus serve as strong concepts [28] “in between knowledge and theory” (P4). To stay generative, they should remain abstract rather than scenario-bound, as P1 noted that labeling an element “writing” risks fixation (Q31).

Because affordances are difficult to list exhaustively and doing so risks fixation (Q32), P1 suggested treating them as optional: “If someone has difficulty generating or applying one, they could expand that attribute to see a non-exhaustive list of possible affordances.” (Q12)

4.3 Finding 2: Reimagining Boundaries

4.3.1 Expanding Boundary Definitions: Visible and Invisible.



Figure 13: Procedure of each one-on-one expert feedback session.

Visible boundaries span diverse forms and materialities. Boundaries extend beyond flat planes to curved surfaces, such as a sculpture's skin (Q33), or deformable ones like a soft sphere that opens [106]. They can include human skin through haptic wearables (Q34), or shift materially, as when ice melts into water (Q35). They can also cross realities, with physical boundaries retargeted to provide haptics for digital ones (Q36).

Invisible boundaries carry social implications. Experts highlighted personal space, noting how spatial arrangements bring people together or hold them apart (Q37). Relaxed boundaries can foster mingling but raise concerns of privacy and trust, especially in large shared VR or dark environments where people cannot see yet still touch (Q38). Such boundaries evolve with relationships: "Between two strangers the invisible boundary is large, but as conversation increases, that boundary shrinks and people are willing to move closer." (P5)

Visible entities can construct invisible boundaries; visible boundaries can also be made perceptually absent. 2D marks can seed a mental boundary that people hesitate to cross, such as a drawn line on a desk (P5) or lanes on the ground (Q39). Subtle zoning with materials, like a living-room rug, signals entry into a nested space (Q40). In 3D, objects create fuzzy fields (Q41) that nudge behavior without enclosing it: "If I want to dance in a room, the wall influences my behavior even if I never touch it." (P5) Conversely, physical boundaries may remain but be perceptually absent in XR (Q43), or hidden by illusions like Head-on-a-Platter⁸, where mirrors "make people believe the space is empty or passable, when it is not" (Q42).

4.3.2 Unfolding Boundary Functions. Some readings are direct: a boundary restricts (Q44), supports "physical objects on it" (P1), or serves as a display when content is projected (P5). Experts extended these to functions that regulate, reveal, and transform.

Regulating movement and attention. Boundaries shape how people move, gather, and focus. Dining and exhibition partitions create privacy and flow (Q45). On small surfaces, they guide touch, as when a tablet "guides your hand to slide on this plane." (P5) Traffic lanes channel movement (P2, P5), and a beam of light frames attention (P5). They can even embody "imagined forces" (P2), such as making an object hover [106].

Concealing and staging information. Boundaries can act as "containers" (P1) that hide or stage content for later retrieval: for instance, in cluttered XR scenes, people want to tuck things away and bring them back later (Q47). Paper Shredder-like behaviors suggest ways to discard information (Q48).

Transforming states across sides. Boundaries can transform objects (Q50): "[Place] the object on one side of the boundary and get the transformed result on the other." (Q49). They also define states: whole on one side, fragmented on the other (Paper Shredder, Q51); existent above, absent below (Trash Can, P5); concrete on one side, abstract on the other (Magic Mirror, Q52).

4.3.3 Constructing Boundaries by Need. The creation of boundaries is itself a design dimension. Users may want to construct them differently by context Q53: "I like the idea of creating boundaries [in Acoustic Partition]... unlike the other examples where you rely on existing ones." Examples include drawing lines to constrain movement or divide space (Q54), and defining the Trash Can by sketching a circle to toss objects into (Q65).

4.4 Finding 3: Reframing Human Experience

Co-Presence. Our framework focused on a single person interacting with objects and boundaries, yet shared agency can heighten impact and reshape meaning. Co-presence introduces intercorporeality [62], where seeing and acting together intensify perception and expectation alignment (Q55). Design must account for fractured realities, what one perceives as present may not be shared by another in the same scene: "I saw it, does that mean you saw it? Not necessarily." (Q56). Spatial heterogeneity [103] across environments compounds this: "VR and MR are very different. In VR everything is synthetic, so the designer has complete control. In MR the real part is in the user's home, which the designer cannot control." (P4)

Culture Imprinting. Beyond co-presence, societal narratives scaffold comprehension. Global cultural phenomena like Harry Potter normalize magical logics and can be invoked as design material [27] to ease understanding of speculative interactions: "if I give you a wand...the only thing you naturally do is swing it down." (Q63)

Prior Exposure. Experts with extensive tangible and haptics experience (P3, P5) showed low tolerance for violations of everyday physics. For the Paper Shredder, P5 read it not as a surface allowing

⁸<https://youtu.be/oCDzOR5lY58?si=1QoH4dVZvKb1wDxo>

passage but as a “state division.” A wall revealing a drawer felt “inexplicable” (Q57) or “a bit strange” (Q58). When the Interactive Painting expanded into 3D, P5 treated the painting and the extracted digital form as “two different objects” (Q59) and questioned how a boundary could “produce an object” (Q60). As noted in Sec. 4.2.2, disposal in Trash Can was acceptable if the surface first “drops” to create an opening (Q25) or if transitions followed familiar processes such as melting or percolation (Q61).

More-Than-Human. Although our framework centers on human-led action, experts imagined boundaries where objects act autonomously. P3 noted, “Objects have their own logic to move with external forces, not just through human manipulation. For example, wind moves a curtain that knocks over a flowerpot.” P4 asked what an object might think or do, whether a stone [26] or a creek [108]. Boundaries too were envisioned as active, such as deforming to absorb objects [106].

4.5 Finding 4: Beyond the Visible and the Ephemeral

Perception Beyond Seeing. Our initial framing emphasized fixed positional relations between Human and Boundary, yet perception also depends on gaze. P6 noted that it includes whether a person is looking and in which direction. P2 suggested “directional asymmetry...looking from one side [of boundary] reveals a world, but from the other side reveals a different one” Beyond gaze, perception extends to whole-body movement (Q67). P6 described content that “fades in as I approach and fades out as I leave” (Q64). P2 pointed to floating floor advertisements that move aside when walked through [59] or boundaries that appear elusive from afar but reveal portals up close⁹. Even surrounding space and structures may shift with movement [105]. When boundaries are invisible (Sec. 4.3.1), vision is less relevant (Q66) and perception extends to haptics, sound, or scent [89].

Augmentation Beyond Appearance. Nature definition was clear to experts (P1, P2, P3, P6). Yet Augmentation within Nature was framed only as digital overlays, whereas experts pointed to broader meanings (P5, P6). It can be purely about appearance, as when “half physical and half digital together form a complete object” (P6). It can also be functional, as in “a menu or interface projected on a wall that I can touch provides an add-on feature to the wall” (P6), or a physical wall with a digital door that adds function (Q46). It can also be invisible. P2 reflected on pre-XR practices: “In Chinese architecture, murals or painted beams were forms of augmentation. They created a feeling of clouds swirling, of complexity and movement, without needing to construct them physically.” Western traditions similarly used visual augmentation to intensify spatial experience, aligning frescoes with architectural geometry¹⁰ to evoke divine presence (Q8).

4.5.1 Dynamics across Space and Time. Experts often used Motion, Dynamics, and Transformation interchangeably. “Dynamics can be both temporal and spatial.” (P5). Temporally, boundaries can shift

over time, as in human-human boundaries that evolve with contact (Sec. 4.3.1). Spatially, our framework used only “longitudinal and axial” (P2) or “parallel and vertical movement” (P2,3). Yet experts encouraged richer patterns: angled movement (P2), “moving along a curve” (P1), or varying speeds (P1). P3 remarked, “It feels a bit two-dimensional, but since it is 3D space, maybe other factors could be included to make motion more interesting.” They also highlighted spatio-temporal combinations (Q69). Motion often begins with an initial relation: “It starts with contact or non-contact, and only then does the motion unfold.” (Q68). P3 noted, “Touching the boundary and then moving it in mid-air, versus not touching and directly moving it in mid-air, are two different concepts.” Transformation can also be broadened. It may follow environmental processes such as “ice melting into water, wind causing change, or sunlight shifting over time” (P3) or speculative imaginations, such as the “anywhere door” (P3)¹¹.

4.6 Finding 5: Toward Deeper Connections

4.6.1 Bridging Physical and Digital Worlds. Experts consistently noted our blending of physical and digital elements (P1, P3-P6), praising how we “play with the real-virtual relationship” (P4) and present interactions in a “hybrid” way that feels especially clever (Q70). The most evocative moment was “pulling a painting out of its physical frame so that the physical and digital spaces begin to interact” (P6). They valued that this mixing avoids literal mimicry of the reality while sustaining presence (Q71).

Leveraging everyday physical boundaries was highlighted as a strength for tactile feedback and usability (Q72). Real surfaces restore certainty that mid-air interactions lack, making drawing or typing more precise through haptic cues (Q73). Even when tangibility is not the point, repurposing existing planes in the environment can translate familiar physical structure into meaningful virtual functionality (Q74).

Experts also emphasized coherent cross-influences: factors affecting physical should influence digital to preserve unified logic (Q75). They encouraged designs that enact direct effects, such as reducing noise as in Acoustic Partition (P6) or sampling a color from a real object to set a physical lamp’s hue [104] (P4). As P2 observed, “the biggest issue in XR is that everything is unconstrained, which conflicts with how people expect things to influence one another. Designers need to build in those influences.”

4.6.2 Bridging Modalities and Dimensions. Our focus on hands and direct manipulation was appreciated for experiential richness: “for Paper Shredder the value is in watching the paper gradually shred rather than pressing a delete button anywhere, which matters wherever the experience matters” (P1). Experts described this as “a more embodied interaction” (P3), valuing gestures that recreate familiar real-world logics (Q76) and emphasizing gesture-object coherence, where the motion logic matches people’s expectations for the object (Q77).

Language input arose in relation to the popularity of large language models. While powerful, experts noted it is often inefficient for spatial precision and increases cognitive load; hands remain more immediate for fine placement and quick moves (Q78). Other

⁹Death Stranding 2 - Plate Gate <https://youtu.be/x00ASlpz8tQ?si=4uQHBVoAXlnT-LnV&t=132>

¹⁰Church of St. Ignatius, *Triumph of St. Ignatius* ceiling fresco https://baroqueart.museumwnf.org/database_item.php?id=monument;BAR;it;Mon11;32;en

¹¹https://doraemon.fandom.com/wiki/Anywhere_Door

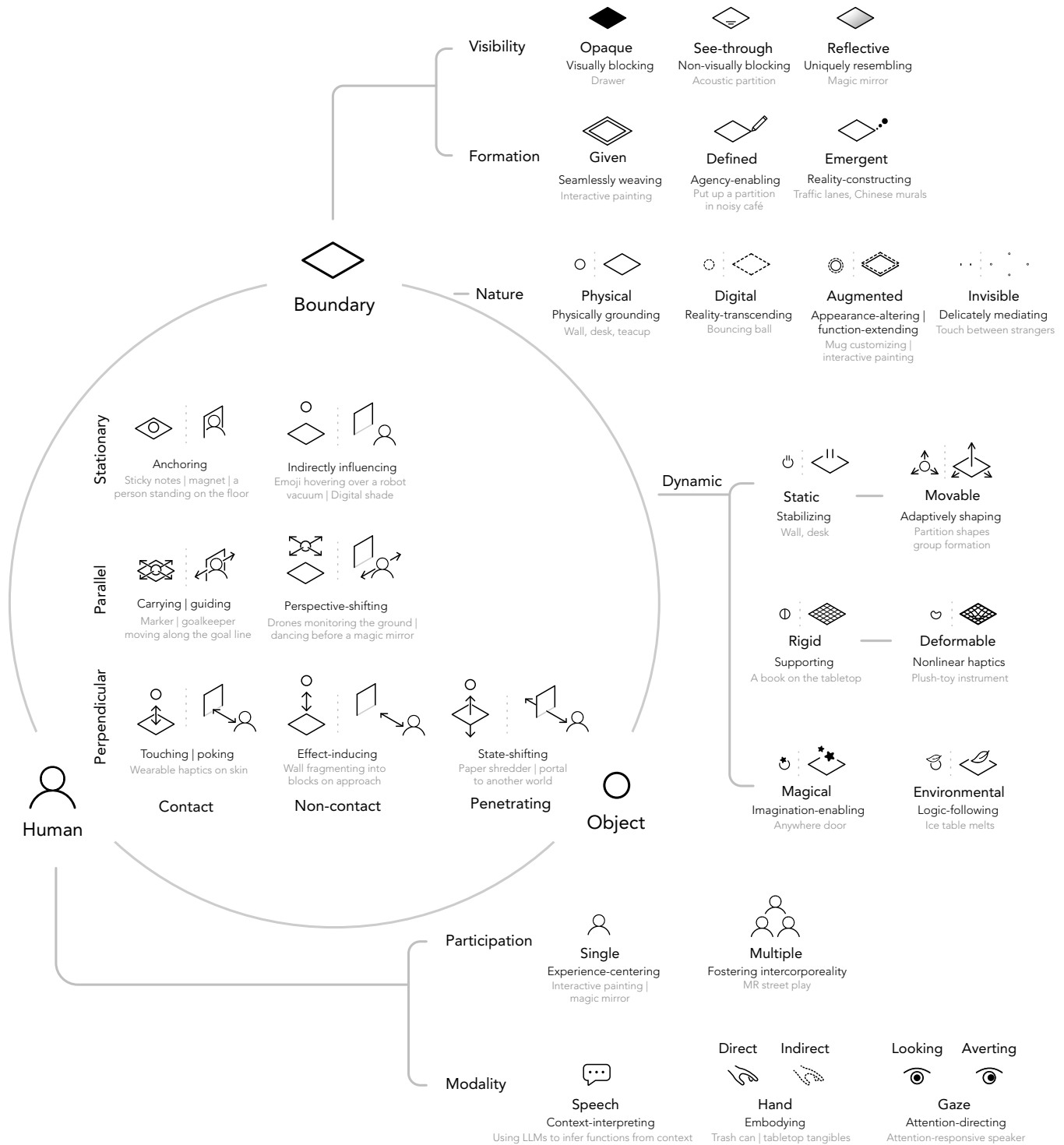


Figure 14: Final version of the design space, refined through expert feedback. As noted in Sec . 4.2.3, the listed purposes and applications are intended as inspiration and not exhaustive. Their detailed definition can be found in the findings and quotes. Elements can be fused and recombined (Sec . 4.8.1).

approaches can sometimes outperform hands for certain tasks: gaze can reduce effort (Q79), as sustained grabbing can be tedious (Q80). Even intuitive gestures, such as tossing to a Trash Can, may give way to shortcuts for long-term use (Q81, Q82). Some effects, like noise reduction, may be better handled by the device itself than through visual effects (Q83).

Although our scenes are richly 3D, industry MR still leans on 2D surfaces: “you can give buttons some thickness so they look a bit 3D, but they are still essentially planar” (P6), which remain familiar and easy to learn (Q84). Experts envisioned a hybrid future where 3D object interactions and 2D information layers co-exist, with design focusing on orchestrating when to privilege each (Q125).

4.7 Finding 6: Design Practice that Resonates

We invited experts to narrate how they would design OBIs and where a framework helps or hinders.

4.7.1 Relational Abstractions and Self-Consistency. Some experts often begin with abstract relational thinking and sustain coherent logic. P1 reasoned with metaphors [45]: “Is it a container? Is it a surface?” (P1). Containers suggest one-sided opacity and storage, surfaces suggest sidedness and controlled visibility (Q85). P2 extends this stance toward artistic and topological readings, for instance asking what a “pizza-like” topology might imply (Q86). P2 affirmed that a categorized space helps organize possibilities, describing a mental categorization similar to our framework: human-human, human-object, object-object, and with the environment (Q87).

Causality matters. For P3, plausible causes grounded in everyday physics raise acceptance and creative traction (Sec. 4.4, Sec. 4.2.2); novelty should be “ambiguous but not strange” (P3). P2 illustrated visual self-consistency with a piece [106] whose motion renders guiding axes like a 3D printer so people intuit both path and envelope (Q88). This coherence enables parametric thinking, where inputs and procedural operations yield legible outputs (Q89).

4.7.2 Starting from Systems, Constraints, and States. Several experts begin with the system, its constraints, and state logic, then shape visuals, interactions, and applications. Working on a constrained XR headset, P6 explores overlays across use cases from media to AI-assistance (Q90). P4 framed this as designing around device limits and working back from extremes to feasible interactions (Q91). Experts cautioned against tool-driven thinking, preferring needs-first over a “hammer looking for nails” (Q92, Q93, and Sec. 4.2.1).

In practice, P6 separates visual and interaction designs while specifying system states and triggers (Q94). Visual transitions, such as shifting from planar to volumetric [2], are treated with equal care (Q95), as are the moves that place them there (Q96). Iteration aligns motion and comfort to test what feels both delightful and reasonable (Q97). Functionality also bridges abstraction and use: P5 maps macro functions (e.g., layout replication) to real-world cases, suggesting that functionality and affordance guidance in our framework could further accelerate ideation (Q98, and Sec. 4.2.3).

4.7.3 Inspiration First, Framework Second. Experts with strong art practices (P2, P3, P4, P6) emphasized lived observation, media, and personal experience as primary catalysts, with the framework aiding analysis and critique. P2 draws from everyday scenes and

synesthetic imagination: such as window lights pulsing with music, noting XR as a low-cost stage for such visions (Q99). Cultural imaginaries also provide shared interaction languages: P4 noted how films normalize magical logics (Q100, Q63), while P3 highlighted how designers grounding ideas in felt experiences and metaphors (Q101).

Yet experts cautioned about a framework’s generative power. P4 emphasized that synesthetic imagination resists rigid taxonomies (Q103), warning that over-general frameworks can dull the spark that makes interactions compelling (Q102). Great interactions can be decomposed and classified post hoc, but synthesis rarely flows in the other direction (Q104). Artistic designers often lead with inspiration and analyze afterward (Q105, Q106). P4’s reading of *The Weather Project* [12] shows how a work can open vast analytical space, yet analysis cannot algorithmically yield the work (Q107). Similarly, P2 described imagining interactions that feel inherently viable, expressing them in extreme form before considering constraints (Q108).

4.8 Finding 7: From Clarity to Composability

Experts reported that the framework surfaced structure and sharpened attention to object-boundary relations. P6 noted it clarified the variety of states that objects, boundaries, humans, and motions can take (Q109). P1 noted that the framework “shaped my perspective on object-boundary relationships... it made me think about the additional functionality of boundaries beyond just supporting physical objects on them” (Q110). It also sensitized experts to relations they had not previously named, such as motion unfolding along a surface rather than only through collision (Q111), and Crossing as distinct designable interactions (Q112).

4.8.1 Framework as Building Block.

Fuse and recombine elements. Experts noted that elements can be fused and layered: a boundary can also be an object (P4), a human can engage a boundary through object-like interaction (P1), and objects may embed boundaries in their surfaces, whether soft, hard, or shape-changeable (Q113). Reflective boundaries can produce see-through illusions (Sec. 4.3.1). Recombination was seen as productive: “Once I have a rough idea, I can quickly start by randomly picking a few elements, one from each category, to think through.” (P3). Linking categories was described as inspiring, as any two could spark exploration across different focal points (Q114).

Keep the frame open. Experts asked that the frame stay extensible so designers can add elements they care about (Q115). They stressed that capabilities evolve with platforms and sensors: gaze, for example, became actionable only once hardware made it reliable (Q116). At the same time, scope should remain manageable so practitioners can track relations across elements (Q117).

An index of interactions. Experts valued the framework as a boundary-focused index for design, helping anticipate felt qualities and locate comparable exemplars:

You provide a strong index around boundaries. When someone designs a similar interaction, they can use your index to understand what feelings it may evoke and whether there are comparable demos. (P2)

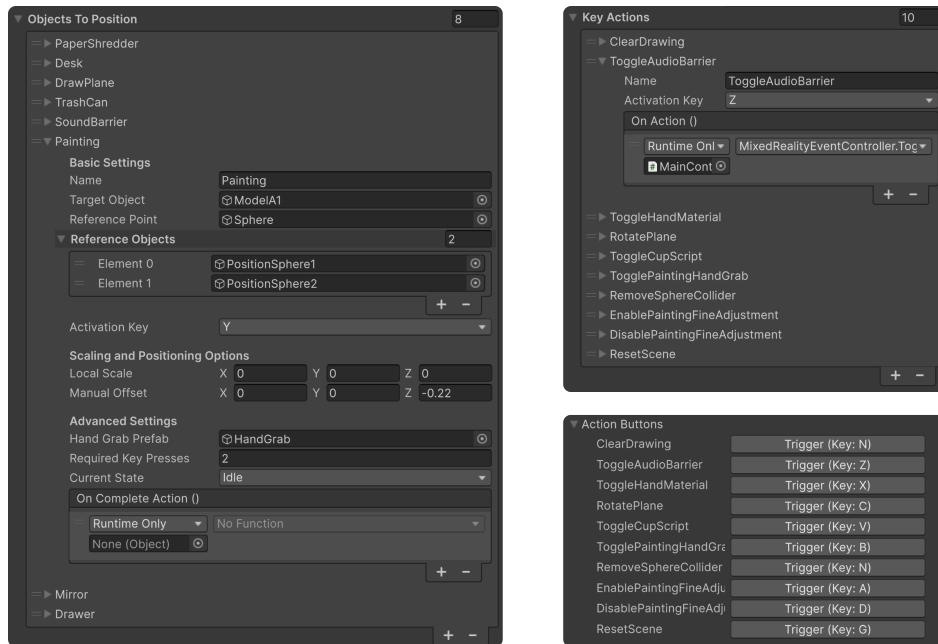


Figure 15: We implemented commonly used scripts as Unity Editor tools. On the left is a generic positioner that samples one, two, or three reference points on key press to place and align objects. With one point the object moves to that location, with two points it is uniformly scaled to match the segment length and translated so the first marker maps to the first point, and with three points it is placed at the triangle centroid and oriented by the plane normal. Transforms are saved per object in JSON and restored on load, allowing multiple independently configured objects. The tools on the right support debugging: the top one lets developers specify actions and the script binds them to functions and generates UI elements, shown as buttons in the lower figure. Developers can trigger these during runtime via the UI or keyboard, also through Quest Developer Hub after app building.

The index can guide variation near a default choice, such as shifting from opaque to see-through or reflective to play with visibility and perception (Q119).

Examples spark new examples. Examples invited lateral transfer. Magic Mirror inspired auditory transformations: “On the left side is ordinary music, on the right it becomes punk.” (Q120). Acoustic Partition prompted café or studio scenarios (P1, P5) and a digital shade for light-sensitive work (Q121). Trash Can suggested deleting unwanted parts in 3D modeling (Q123), while Marker inspired everyday reminders left by the door (Q122). As P1 summarized, “For each example I can imagine useful scenarios.”

Toward inspirational tooling. Experts envisioned a lightweight system that suggests OBIs possibilities from context to inspire XR designers. “It does not need to be an authoring tool. It can be an inspirational tool that suggests hybrid interaction possibilities. If I choose factors I care, it can generate options and propose interaction choices in a room.” (P3). They further suggested using AI to infer which functions are useful in which situations (Q124).

5 Discussion and Conclusion

5.1 Design Space as an Open Dialogue

Prior work in technical HCI on Tangible and MR has often proposed design spaces tied to the affordances of specific systems,

such as actuated portals [68], shape displays [18], and visuotactile systems [40]. These demonstrate technical capability but remain bounded by the technologies they exemplify. To challenge this, Unbounded was positioned with generality. We argue that abstraction enables system-agnostic dialogue, and intend Unbounded as a shared language for OBIs. It resonates with principle-driven frameworks [34, 60, 103] while remaining anchored in actual implementations. Another approach is exhaustive taxonomy [50, 81, 103], yet comprehensiveness can dilute usability (Q117). Instead, we foreground OBIs that matter most to MR designers in practice. This guided the scope and decision to engage experts rather than literature-driven enumerations.

While Unbounded exhibited clarity and descriptive power, its generative power was more limited than envisioned (Sec. 4.7.3). Abstraction alone may not spark design: anchors, affordances, and representations are needed (Sec. 4.2). This aligns with designing interactions instead of interfaces [3] and extends prior insights of abstractions (e.g., framing prompts as instruments to resolve ambiguous intents [83]). We refined the framework (Fig. 14) and developed tools (Fig. 15) to foster ongoing dialogue among designers and developers, enabling Unbounded to be extended through use and enrichment (Sec. 4.8.1).

5.2 From Semantics to Shared Understanding

Interpreting “boundary” as restriction caused difficulties interactions such as pulling in Interactive Painting (Sec. 4.4) until we used “surface.” Such semantic challenges are common: “Mixed Reality” lacks a stable definition [90], and “affordance” has been repeatedly revisited [38, 70]. We suggest frameworks benefit from semantic flexibility. Ambiguity at the outset can mislead, so multiple entry points (boundary, surface, etc.) and concrete examples helps. Once clarity is reached, ambiguity [19] of coexisting meanings (restriction, support, etc.) enable new interpretations, and the definition matters less than the shared concept [91].

5.3 Speculative Value Beyond Usefulness

A recurring tension in MR is whether to prioritize productivity or artistic imagination. Our experts favored the latter, seeing MR less as a tool than as a medium for speculative exploration (Sec. 4.2.1). This challenges the dominant framing [37, 79, 99] and aligns with calls for design as cultural and experiential inquiry [4, 27, 108]. Yet experts also cautioned that speculative design cannot disregard usability: even in “useless” scenarios, affordances must remain minimal yet sufficient for legibility (Sec. 4.2.2).

While shaped by our experts’ artistic orientation, these views point to a broader opportunity. MR’s value may lie less in competing with productivity tools (PCs, phones) than in enabling expressive and non-instrumental experiences that still preserve interaction clarity.

5.4 Invisible Entities and Constructed Realities

MR has largely emphasized what is visually present or tangible [29, 40, 52], a focus we shared. Our observations extend this by foregrounding entities that shape behavior without being visible (Sec. 4.3.1, Sec. 4.5), which connects to broader notions of invisible constructs: territories in collaboration [86], informal boundaries in gardening [56], or the use of unrelated hashtags to create safe spaces online [98]. Such constructs may emerge organically, be shaped by cultural imaginaries (Sec. 4.4), or be defined (Sec. 4.3.3). This suggests designers can treat constructed realities as a design material [15, 110] to anticipate and scaffold interactions.

5.5 Deepening Human-Physical-Digital Connections (HPDs) with Care

We build on work emphasizing deepening HPDs [10, 39, 40, 54], where coherent physical-digital cross-influences open reimagination (Sec. 4.6.1). Our observations extend this with nuance.

Violations of physical laws need aids. Some experts show low tolerance for disruptions, especially when familiar with physics-coherent systems (Sec. 4.4). Unlike XR, where reality can be transcended (e.g., walking as a giant [1]), MR retains physical presence. Fantastical effects require balance, and surreal visuals can aid comprehension (Sec. 4.2.2), extending findings that realism reinforces physical laws (e.g., realistic avatars discourage wall penetration [72]), while surreal contexts loosen them (e.g., no doorway effects in XR [95]).

Balancing minimalism and utility. Minimalist design can deepen HPDs by subtlety, echoing “the most profound technologies are

those that disappear” [100]. This trajectory spans embedded displays [73], ambient information [32], and repurposed objects [14, 65]. Our examples follow: shelves that shred or tables that absorb markers offer no explicit cues. It expands on the imaginary interfaces [22] and Non-Natural design [96], where imagination, memory, and spatial orientation guide interaction. Experts valued such design yet wanted certain affordances, pointing to a balance between avoiding overload and signaling availability (Sec. 4.2.2).

Visions anticipate modality shifts. Hands remain central to HPDs [54], offering more embodied experiences than buttons (Sec. 4.6.2) and extending empirical findings [82]. Prior work often treats them as primary [39, 53, 54]. Yet experts noted the alternatives such as gaze, especially as 2D and 3D converge (Sec. 4.6.2). This reflects how concrete metaphors evolve with technology. In the 1990s, recognition of desktop and VR limits inspired the projection-based DigitalDesk [101], an early MR precursor. Our Productivity example extends this lineage from the desk to surroundings. Therefore, beyond keeping frameworks open (Sec. 5.1), visions untied to specific technologies can endure [30].

5.6 Limitations and Future Work

Unbounded can evolve toward system-focused [39, 40]. Our prototype relied on manual positioning, but with Quest video-feed access¹², systems could automate detection and propose environment-specific interactions (Sec. 4.8.1).

It also invites more psychological. Experiments might compare how object Nature shapes experience [54], for instance, contrasting the user experience and performance of Paper Shredder with a physical shelf against a digital one. Animation strategies, as in Interactive Painting, raise questions on how animation best supports different interaction [82]. Beyond controlled settings, studies could investigate social acceptability in public spaces [84]. More broadly, while frameworks offer structure, their generative power remains unclear (Sec. 5.1) and between-subject workshops could compare how designers employ Unbounded versus free ideation.

It can also be extended in artistic directions. Crossing boundaries often evokes surprise and indeterminacy, echoing the Exquisite Corpse¹³, where each artist continues a drawing while seeing only the edge of the previous section through a fold line (boundary). Similar MR interactions could be imagined: pulling a painting outward reveals content shaped by the puller’s speed or mood, creating a self-generated Exquisite Corpse. Such boundary-crossing activities invite study of the psychological trajectories they evoke, extending work on such exploration like collision [4]. Research could explore multi-user immersive speculative enactments [27, 87], from which strong concepts [28] may emerge. Finally, following suggestions for more-than-human design (Sec. 4.4), Unbounded could include how objects and boundaries themselves participate.

5.7 In Closing

This work introduced Unbounded, an RtD inquiry into Object-Boundary Interactions (OBIs) in MR. We articulated a design space

¹²<https://developers.meta.com/horizon/documentation/unity/unity-pca-documentation>

¹³How to See an Exquisite Corpse | Surrealism at 100, The Museum of Modern Art, 2024. <https://youtu.be/B6GuVwN5Ql8>.

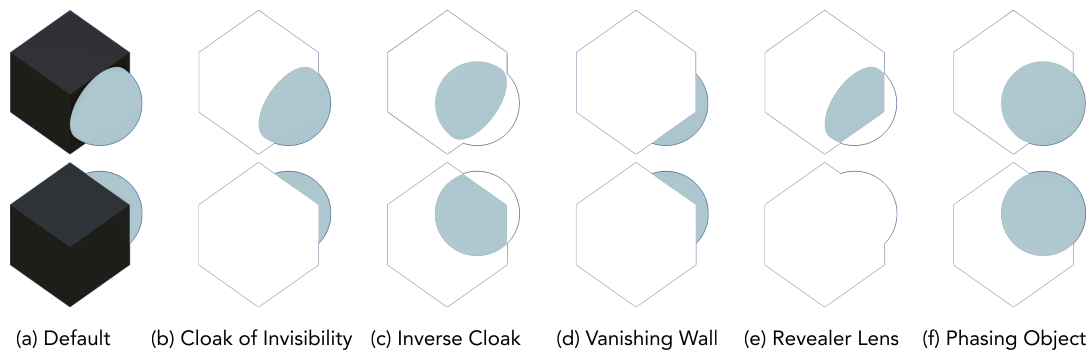


Figure 16: Six ready-to-use material effects in Unity for developers, created by varying depth test [40], stencil test, and shader rendering order. A black cube and light-blue sphere illustrate two intersecting objects; wireframe outlines are shown only for clarity, and blank regions indicate full transparency. (a) *Default*: the embedded part is invisible, (b) *Cloak of Invisibility*: the cube is transparent but the embedded part disappears, (c) *Inverse Cloak*: only the embedded portion is visible, (d) *Vanishing Wall*: the cube erases overlapping foreground objects, (e) *Revealer Lens*: the sphere reveals an otherwise invisible cube while leaving normal objects unaffected, (f) *Phasing Object*: the object phases through boundaries without occlusion. We used (a), (b), (c), and (f) in our examples. (d) can serve as a vanishing stage where objects disappear in front of it but reappear once the backdrop is removed. (e) suits gaming scenarios, such as night-vision gear that detects hidden mechanisms. This extends prior work [13] by exploring material dimensions in addition to geometric relations.

as a shared language for OBIs and demonstrated its potential through eight examples. Expert reflections confirmed its value and expanded its conceptual scope. Together, they highlight how OBIs can enrich everyday interactions, inform new practices, and open future directions for MR design that deepen human–physical–digital connections.

Acknowledgments

We sincerely thank all the experts who participated in our study, as well as members of our research group and friends for their feedback and support. This research was supported by the Trinity–Henry Barlow Scholarship and the Cambridge International Scholarship.

References

- [1] Parastoo Abtahi, Mar Gonzalez-Franco, Eyal Ofek, and Anthony Steed. 2019. I’m a Giant: Walking in Large Virtual Environments at High Speed Gains. In *Proceedings of the 2019 CHI Conference on Human Factors in Computing Systems (CHI ’19)*. Association for Computing Machinery, New York, NY, USA, 1–13. <https://doi.org/10.1145/3290605.3300752>
- [2] Aria Xiyang Bao, Davide Zhang, and Nix Liu Xin. 2024. Unreal Realm: Cross-Space Gesture-Based Interactions in Screen, AR, and Physical Spaces. <https://www.ariax.work/home-project/unreal-realm>. Graduate School of Design, MDes Mediums; Roles: Ideation, Interaction Design, Prototyping & Development, Video Producing; accessed: 2025-09-11.
- [3] Michel Beaudouin-Lafon. 2004. Designing interaction, not interfaces. In *Proceedings of the working conference on Advanced visual interfaces (AVI ’04)*. Association for Computing Machinery, New York, NY, USA, 15–22. <https://doi.org/10.1145/989863.989865>
- [4] Steve Benford, Rachael Garrett, Christine Li, Paul Tennent, Claudia Núñez-Pacheco, Ayse Kucukyilmaz, Vasiliki Tsaknaki, Kristina Höök, Praminda Caleb-Solly, Joe Marshall, Eike Schneiders, Kristina Popova, and Jude Afana. 2025. Tangles: Unpacking Extended Collision Experiences with Soma Trajectories. *ACM Transactions on Computer-Human Interaction* 32, 4 (Aug. 2025), 1–34. <https://doi.org/10.1145/3723875>
- [5] Steve Benford, Chris Greenhalgh, Gail Reynard, Chris Brown, and Boriana Koleva. 1998. Understanding and constructing shared spaces with mixed-reality boundaries. *ACM Trans. Comput.-Hum. Interact.* 5, 3 (Sept. 1998), 185–223. <https://doi.org/10.1145/292834.292836>
- [6] Virginia Braun and Victoria Clarke. 2006. Using thematic analysis in psychology. *Qualitative Research in Psychology* 3, 2 (2006), 77–101. <https://doi.org/10.1191/1478088706qp0630a> Publisher: Routledge _eprint: <https://www.tandfonline.com/doi/pdf/10.1191/1478088706qp0630a>
- [7] Alan Bränzel, Christian Holz, Daniel Hoffmann, Dominik Schmidt, Marius Knaust, Patrick Lühne, René Meusel, Stephan Richter, and Patrick Baudisch. 2013. GravitySpace: tracking users and their poses in a smart room using a pressure-sensing floor. In *Proceedings of the SIGCHI Conference on Human Factors in Computing Systems (CHI ’13)*. Association for Computing Machinery, New York, NY, USA, 725–734. <https://doi.org/10.1145/2470654.2470757>
- [8] Yi Fei Cheng, Hang Yin, Yukang Yan, Jan Gugenheimer, and David Lindlbauer. 2022. Towards Understanding Diminished Reality. In *Proceedings of the 2022 CHI Conference on Human Factors in Computing Systems (CHI ’22)*. Association for Computing Machinery, New York, NY, USA, 1–16. <https://doi.org/10.1145/3491102.3517452>
- [9] Anthony Dunne. 2013. *Speculative Everything: Design, Fiction, and Social Dreaming*. MIT Press, Cambridge.
- [10] Camille Dupré, Caroline Appert, Stéphanie Rey, Houssem Saidi, and Emmanuel Pietriga. 2024. TriPad: Touch Input in AR on Ordinary Surfaces with Hand Tracking Only. In *Proceedings of the CHI Conference on Human Factors in Computing Systems (CHI ’24)*. Association for Computing Machinery, New York, NY, USA. <https://doi.org/10.1145/3613904.3642323> event-place: Honolulu, HI, USA.
- [11] Nina Döllinger, Erik Wolf, Mario Botsch, Marc Erich Latoschik, and Carolin Wienrich. 2023. Are Embodied Avatars Harmful to our Self-Experience? The Impact of Virtual Embodiment on Body Awareness. In *Proceedings of the 2023 CHI Conference on Human Factors in Computing Systems (CHI ’23)*. Association for Computing Machinery, New York, NY, USA, 1–14. <https://doi.org/10.1145/3544548.3580918>
- [12] Olafur Eliasson. 2003. The Weather Project. <https://olafureliasson.net/artwork/the-weather-project-2003/>. Site-specific installation, Turbine Hall, Tate Modern, London; monofrequency lights, projection foil, haze machines, mirror foil, aluminium, scaffolding. Accessed: 2025-09-11.
- [13] Niklas Elmqvist and Philippos Tsigas. 2008. A Taxonomy of 3D Occlusion Management for Visualization. *IEEE Transactions on Visualization and Computer Graphics* 14, 5 (Sept. 2008), 1095–1109. <https://doi.org/10.1109/TVCG.2008.59> Conference Name: IEEE Transactions on Visualization and Computer Graphics.
- [14] Cathy Mengying Fang, Ryo Suzuki, and Daniel Leithinger. 2023. VR Haptics at Home: Repurposing Everyday Objects and Environment for Casual and On-Demand VR Haptic Experiences. In *Extended Abstracts of the 2023 CHI Conference on Human Factors in Computing Systems (CHIEA ’23)*. Association for Computing Machinery, New York, NY, USA, 1–7. <https://doi.org/10.1145/3544549.3585871>
- [15] K. J. Kevin Feng, Maxwell James Coppock, and David W. McDonald. 2023. How Do UX Practitioners Communicate AI as a Design Material? Artifacts, Conceptions, and Propositions. In *Proceedings of the 2023 ACM Designing Interactive Systems Conference*. ACM, Pittsburgh PA USA, 2263–2280. <https://doi.org/10.1145/3563657.3596101>

- [16] Florian Fischer, Aleks Ikkala, Markus Klar, Arthur Fleig, Miroslav Bachinski, Roderick Murray-Smith, Perttu Hämäläinen, Antti Oulasvirta, and Jörg Müller. 2024. SIM2VR: Towards Automated Biomechanical Testing in VR. In *Proceedings of the 37th Annual ACM Symposium on User Interface Software and Technology (UIST '24)*. Association for Computing Machinery, New York, NY, USA, 1–15. <https://doi.org/10.1145/3654777.3676452>
- [17] George W. Fitzmaurice, Hiroshi Ishii, and William A. S. Buxton. 1995. Bricks: laying the foundations for graspable user interfaces. In *Proceedings of the SIGCHI Conference on Human Factors in Computing Systems (CHI '95)*. ACM Press/Addison-Wesley Publishing Co., USA, 442–449. <https://doi.org/10.1145/223904.223964>
- [18] Sean Follmer, Daniel Leithinger, Alex Olwal, Akimitsu Hogg, and Hiroshi Ishii. 2013. inFORM: dynamic physical affordances and constraints through shape and object actuation. In *Proceedings of the 26th annual ACM symposium on User interface software and technology (UIST '13)*. Association for Computing Machinery, New York, NY, USA, 417–426. <https://doi.org/10.1145/2501988.2502032>
- [19] William W. Gaver, Jacob Beaver, and Steve Benford. 2003. Ambiguity as a resource for design. In *Proceedings of the SIGCHI Conference on Human Factors in Computing Systems (CHI '03)*. Association for Computing Machinery, New York, NY, USA, 233–240. <https://doi.org/10.1145/642611.642653>
- [20] Tobias Grosse-Puppenthal, Steve Hodges, Nicholas Chen, John Helmes, Stuart Taylor, James Scott, Josh Fromm, and David Sweeney. 2016. Exploring the Design Space for Energy-Harvesting Situated Displays. In *Proceedings of the 29th Annual Symposium on User Interface Software and Technology (UIST '16)*. Association for Computing Machinery, New York, NY, USA, 41–48. <https://doi.org/10.1145/2984511.2984513>
- [21] Jens Emil Sloth Grønbaek, Juan Sánchez Esquivel, Germán Leiva, Eduardo Veloso, Hans Gellersen, and Ken Pfeuffer. 2024. Blended Whiteboard: Physicality and Reconfigurability in Remote Mixed Reality Collaboration. In *Proceedings of the 2024 CHI Conference on Human Factors in Computing Systems (CHI '24)*. Association for Computing Machinery, New York, NY, USA, 1–16. <https://doi.org/10.1145/3613904.3642293>
- [22] Sean Gustafson, Daniel Bierwirth, and Patrick Baudisch. 2010. Imaginary interfaces: spatial interaction with empty hands and without visual feedback. In *Proceedings of the 23rd Annual ACM Symposium on User Interface Software and Technology (UIST '10)*. Association for Computing Machinery, New York, NY, USA, 3–12. <https://doi.org/10.1145/1866029.1866033> event-place: New York, New York, USA.
- [23] Violet Yinuo Han, Abena Boadi-Agyemang, Yuyu Lin, David Lindlbauer, and Alexandra Ion. 2023. Parametric Haptics: Versatile Geometry-based Tactile Feedback Devices. In *Proceedings of the 36th Annual ACM Symposium on User Interface Software and Technology (UIST '23)*. Association for Computing Machinery, New York, NY, USA, 1–13. <https://doi.org/10.1145/3586183.3606766>
- [24] Sjoerd Hendriks, Mafalda Gamboa, and Mohammad Obaid. 2024. The Undertable: A Design Remake of the Mediated Body. In *Proceedings of the 2024 ACM Designing Interactive Systems Conference (DIS '24)*. Association for Computing Machinery, New York, NY, USA, 2591–2610. <https://doi.org/10.1145/3643834.3660698>
- [25] Lars Erik Holmquist. 2023. Bits are Cheap, Atoms are Expensive: Critiquing the Turn Towards Tangibility in HCI. In *Extended Abstracts of the 2023 CHI Conference on Human Factors in Computing Systems (CHI EA '23)*. Association for Computing Machinery, New York, NY, USA, 1–8. <https://doi.org/10.1145/3544549.3582744>
- [26] Botao Amber Hu. 2025. Autonomous Realities: A Journey into Protocolizing Digital Object Permanence in a Future of Many Mixed Realities. In *Proceedings of the sixth decennial Aarhus conference: Computing X Crisis*. ACM, Aarhus N Denmark, 290–302. <https://doi.org/10.1145/3744169.3744197>
- [27] Botao Amber Hu, Rem Rungu Lin, Yilan Elan Tao, Samuli Laato, and Yue Li. 2025. Towards Immersive Mixed Reality Street Play: Understanding Co-located Bodily Play with See-through Head-mounted Displays in Public Spaces. *Proc. ACM Hum.-Comput. Interact.* 9, CSCW7 (Aug. 2025). <https://doi.org/10.1145/3757679>
- [28] Kristina Höök and Jonas Löwgren. 2012. Strong concepts: Intermediate-level knowledge in interaction design research. *ACM Transactions on Computer-Human Interaction* 19, 3 (Oct. 2012), 1–18. <https://doi.org/10.1145/2362364.2362371>
- [29] Keiichi Ihara, Mehrad Faridan, Ayumi Ichikawa, Ikaku Kawaguchi, and Ryo Suzuki. 2023. HoloBots: Augmenting Holographic Telepresence with Mobile Robots for Tangible Remote Collaboration in Mixed Reality. In *Proceedings of the 36th Annual ACM Symposium on User Interface Software and Technology*. ACM, San Francisco CA USA, 1–12. <https://doi.org/10.1145/3586183.3606727>
- [30] Hiroshi Ishii, Daniel Leithinger, Lining Yao, Sean Follmer, and Jifei Ou. 2015. Vision-Driven: Beyond Tangible Bits, Towards Radical Atoms. In *Proceedings of the 33rd Annual ACM Conference Extended Abstracts on Human Factors in Computing Systems (CHI EA '15)*. Association for Computing Machinery, New York, NY, USA, 2495–2496. <https://doi.org/10.1145/2702613.2721936>
- [31] Hiroshi Ishii and Brygg Ullmer. 1997. Tangible bits: towards seamless interfaces between people, bits and atoms. In *Proceedings of the ACM SIGCHI Conference on Human Factors in Computing Systems (CHI '97)*. Association for Computing Machinery, New York, NY, USA, 234–241. <https://doi.org/10.1145/258549.258715> event-place: Atlanta, Georgia, USA.
- [32] Hiroshi Ishii, Craig Wisneski, Scott Brave, Andrew Dahley, Matt Gorbett, Brygg Ullmer, and Paul Yarin. 1998. ambientROOM: integrating ambient media with architectural space. In *CHI 98 Conference Summary on Human Factors in Computing Systems*. ACM, Los Angeles California USA, 173–174. <https://doi.org/10.1145/286498.286652>
- [33] Hiroshi Ishii, Craig Wisneski, Julian Orbanes, Ben Chun, and Joe Paradiso. 1999. PingPongPlus: design of an athletic-tangible interface for computer-supported cooperative play. In *Proceedings of the SIGCHI conference on Human Factors in Computing Systems (CHI '99)*. Association for Computing Machinery, New York, NY, USA, 394–401. <https://doi.org/10.1145/302979.303115>
- [34] Robert J.K. Jacob, Audrey Girouard, Leanne M. Hirshfield, Michael S. Horn, Orit Shaer, Erin Treacy Solovey, and Jamie Zigelbaum. 2008. Reality-based interaction: a framework for post-WIMP interfaces. In *Proceedings of the SIGCHI Conference on Human Factors in Computing Systems (CHI '08)*. Association for Computing Machinery, New York, NY, USA, 201–210. <https://doi.org/10.1145/1357054.1357089> event-place: Florence, Italy.
- [35] Rachel Jacobs, Holger Schnädelbach, Nils Jäger, Silvia Leal, Robin Shackford, Steve Benford, and Roma Patel. 2019. The Performative Mirror Space. In *Proceedings of the 2019 CHI Conference on Human Factors in Computing Systems (CHI '19)*. Association for Computing Machinery, New York, NY, USA, 1–14. <https://doi.org/10.1145/3290605.3300630>
- [36] Brett R. Jones, Hrvoje Benko, Eyal Ofek, and Andrew D. Wilson. 2013. IllumiRoom: peripheral projected illusions for interactive experiences. In *Proceedings of the SIGCHI Conference on Human Factors in Computing Systems (CHI '13)*. Association for Computing Machinery, New York, NY, USA, 869–878. <https://doi.org/10.1145/2470654.2466112>
- [37] Janne Kaeder, Maurizio Vergari, Verena Biener, Tanja Kojić, Jens Grubert, Sebastian Möller, and Jan-Niklas Voigt Antons. 2024. Working with Mixed Reality in Public: Effects of Virtual Display Layouts on Productivity, Feeling of Safety, and Social Acceptability. *IEEE Computer Society*, 740–748. <https://doi.org/10.1109/ISMAR62088.2024.00089>
- [38] Victor Kaptelinin and Bonnie Nardi. 2012. Affordances in HCI: toward a mediated action perspective. In *Proceedings of the SIGCHI Conference on Human Factors in Computing Systems (CHI '12)*. Association for Computing Machinery, New York, NY, USA, 967–976. <https://doi.org/10.1145/2207676.2208541>
- [39] Mohamed Kari. 2025. Reality Promises: Virtual-Physical Decoupling Illusions in Mixed Reality via Invisible Mobile Robots. In *Proceedings of the 38th Annual ACM Symposium on User Interface Software and Technology*. ACM, Busan, Republic of Korea, 1–17. <https://doi.org/10.1145/3746059.3747660>
- [40] Mohamed Kari, Reinhard Schütte, and Raj Sodhi. 2023. Scene Responsiveness for Visuotactile Illusions in Mixed Reality. In *Proceedings of the 36th Annual ACM Symposium on User Interface Software and Technology*. ACM, San Francisco CA USA, 1–15. <https://doi.org/10.1145/3586183.3606825>
- [41] Christopher Katins, Jannis Strecker, Jan Hinrichs, Pascal Knierim, Bastian Pfläging, and Thomas Kosch. 2025. Ad-Blocked Reality: Evaluating User Perceptions of Content Blocking Concepts Using Extended Reality. (2025).
- [42] Daekun Kim, Nikhita Joshi, and Daniel Vogel. 2023. Perspective and Geometry Approaches to Mouse Cursor Control in Spatial Augmented Reality. In *Proceedings of the 2023 CHI Conference on Human Factors in Computing Systems (CHI '23)*. Association for Computing Machinery, New York, NY, USA, 1–19. <https://doi.org/10.1145/3544548.3580849>
- [43] David Kirby. 2010. The Future is Now: Diegetic Prototypes and the Role of Popular Films in Generating Real-world Technological Development. *Social Studies of Science* 40, 1 (Feb. 2010), 41–70. <https://doi.org/10.1177/0306312709338325> Publisher: SAGE Publications Ltd.
- [44] Yoonji Lee and Chang Hee Lee. 2024. ICY Interfaces: Exploration of Ice's Ephemeral Features for Digital Game User Experience. In *Proceedings of the 2024 ACM Designing Interactive Systems Conference (DIS '24)*. Association for Computing Machinery, New York, NY, USA, 2107–2124. <https://doi.org/10.1145/3643834.3660725>
- [45] Jingyi Li and Per Ola Kristensson. 2024. On the Benefits of Image-Schematic Metaphors when Designing Mixed Reality Systems. In *Proceedings of the CHI Conference on Human Factors in Computing Systems*. ACM, Honolulu HI USA, 1–20. <https://doi.org/10.1145/3613904.3642925>
- [46] Jingyi Li and Per Ola Kristensson. 2025. On the Benefits of Sensorimotor Regularities as Design Constraints for Superpower Interactions in Mixed Reality. *IEEE Transactions on Visualization and Computer Graphics* 31, 5 (May 2025), 2568–2578. <https://doi.org/10.1109/TVCG.2025.3549876>
- [47] Klemen Lilija, Henning Pohl, Sebastian Boring, and Kasper Hornbæk. 2019. Augmented Reality Views for Occluded Interaction. In *Proceedings of the 2019 CHI Conference on Human Factors in Computing Systems (CHI '19)*. Association for Computing Machinery, New York, NY, USA, 1–12. <https://doi.org/10.1145/3290605.3300676>
- [48] Ting-Han Lin, Willa Yunqi Yang, and Ken Nakagaki. 2023. ThrowIO: Actuated TUIs that Facilitate “Throwing and Catching” Spatial Interaction with Overhanging Mobile Wheeled Robots. In *Proceedings of the 2023 CHI Conference on*

- Human Factors in Computing Systems (CHI '23)*. Association for Computing Machinery, New York, NY, USA, 1–17. <https://doi.org/10.1145/3544548.3581267>
- [49] David Lindlbauer and Andy D. Wilson. 2018. Remixed Reality: Manipulating Space and Time in Augmented Reality. In *Proceedings of the 2018 CHI Conference on Human Factors in Computing Systems (CHI '18)*. Association for Computing Machinery, New York, NY, USA, 1–13. <https://doi.org/10.1145/3173574.3173703>
- [50] Jiazhou Liu, Barrett Ens, Arnaud Prouzeau, Jim Smiley, Isobel Kara Nixon, Sarah Goodwin, and Tim Dwyer. 2023. DataDancing: An Exploration of the Design Space For Visualisation View Management for 3D Surfaces and Spaces. In *Proceedings of the 2023 CHI Conference on Human Factors in Computing Systems (CHI '23)*. Association for Computing Machinery, New York, NY, USA, 1–17. <https://doi.org/10.1145/3544548.3580827>
- [51] Pinyao Liu, Ekaterina R. Stepanova, Alexandra Kitson, Thecla Schiphorst, and Bernhard E. Riecke. 2022. Virtual Transcendent Dream: Empowering People through Embodied Flying in Virtual Reality. In *Proceedings of the 2022 CHI Conference on Human Factors in Computing Systems (CHI '22)*. Association for Computing Machinery, New York, NY, USA, 1–18. <https://doi.org/10.1145/3491102.3517677>
- [52] Xiaoran Liu, Difan Jia, Xianhao Carton Liu, Mar Gonzalez-Franco, and Chen Zhu-Tian. 2025. Reality Proxy: Fluid Interactions with Real-World Objects in MR via Abstract Representations. In *Proceedings of the 38th Annual ACM Symposium on User Interface Software and Technology*. ACM, Busan, Republic of Korea, 1–16. <https://doi.org/10.1145/3746059.3747709>
- [53] Pedro Lopes, Sijing You, Alexandra Ion, and Patrick Baudisch. 2018. Adding Force Feedback to Mixed Reality Experiences and Games using Electrical Muscle Stimulation. In *Proceedings of the 2018 CHI Conference on Human Factors in Computing Systems (CHI '18)*. Association for Computing Machinery, New York, NY, USA, 1–13. <https://doi.org/10.1145/3173574.3174020>
- [54] Zhuoyue Lyu and Per Ola Kristensson. 2025. Objectures: Everyday Objects Meet Mid-Air Gestures for Expressive Interaction. <https://doi.org/10.48550/arXiv.2503.02973> arXiv:2503.02973 [cs].
- [55] Hua Ma and Junichi Yamaoka. 2022. SenSequins: Smart Textile Using 3D Printed Conductive Sequins. In *Proceedings of the 35th Annual ACM Symposium on User Interface Software and Technology*. ACM, Bend OR USA, 1–13. <https://doi.org/10.1145/3526113.3545688>
- [56] Hanuma Teja Maddali and Amanda Lazar. 2020. Sociality and Skill Sharing in the Garden. In *Proceedings of the 2020 CHI Conference on Human Factors in Computing Systems*. ACM, Honolulu HI USA, 1–13. <https://doi.org/10.1145/3313831.3376246>
- [57] Beatrice Maggipinto, Nuno Jardim Nunes, Jessica Hammer, Yanick Trindade, and Valentina Nisi. 2025. Diving into the Abyss: Exploring Deep Sea Connection and Curiosity through Virtual Reality. In *Proceedings of the 2025 CHI Conference on Human Factors in Computing Systems*. ACM, Yokohama Japan, 1–18. <https://doi.org/10.1145/3706598.3713833>
- [58] Diego Martinez Plasencia, Florent Berthaut, Abhijit Karnik, and Sriram Subramanian. 2014. Through the combining glass. In *Proceedings of the 27th annual ACM symposium on User interface software and technology (UIST '14)*. Association for Computing Machinery, New York, NY, USA, 341–350. <https://doi.org/10.1145/2642918.2647351>
- [59] Keiichi Matsuda. 2010. Augmented City. <https://vimeo.com/14294054>. Design-fiction video; Bartlett School of Architecture (UCL); accessed: 2025-09-12.
- [60] Elisa D. Mekler and Kasper Hornbæk. 2019. A Framework for the Experience of Meaning in Human-Computer Interaction. In *Proceedings of the 2019 CHI Conference on Human Factors in Computing Systems (CHI '19)*. Association for Computing Machinery, New York, NY, USA, 1–15. <https://doi.org/10.1145/3290605.3300455>
- [61] VM Virtual Method. 2025. Obi Cloth. Unity Asset Store. <https://assetstore.unity.com/packages/tools/physics/obi-cloth-81333> Version 7.1, release date June 12, 2025.
- [62] Christian Meyer, J Streeck, and J. Scott Jordan (Eds.). 2017. *Intercorporeality: Emerging Socialities in Interaction*. Oxford University Press. <https://doi.org/10.1093/acprof:oso/9780190210465.001.0001>
- [63] Louie Meyer, Johanne Engel Aaen, Anitamalina Regitse Tranberg, Peter Kun, Matthias Freiberger, Sebastian Risi, and Anders Sundnes Løvlie. 2024. Algorithmic Ways of Seeing: Using Object Detection to Facilitate Art Exploration. In *Proceedings of the CHI Conference on Human Factors in Computing Systems*. ACM, Honolulu HI USA, 1–18. <https://doi.org/10.1145/3613904.3642157>
- [64] Albert Michotte. 2017. *The Perception of Causality*. Routledge, London. <https://doi.org/10.4324/9781315519050>
- [65] Kyzyl Monteiro, Ritik Vatsal, Neil Chulpongsatorn, Aman Parnami, and Ryo Suzuki. 2023. Teachable Reality: Prototyping Tangible Augmented Reality with Everyday Objects by Leveraging Interactive Machine Teaching. In *Proceedings of the 2023 CHI Conference on Human Factors in Computing Systems (CHI '23)*. Association for Computing Machinery, New York, NY, USA, 1–15. <https://doi.org/10.1145/3544548.3581449>
- [66] Jörg Müller, Dieter Eberle, and Constantin Schmidt. 2015. BaseLase: An Interactive Focus+Context Laser Floor. In *Proceedings of the 33rd Annual ACM Conference on Human Factors in Computing Systems (CHI '15)*. Association for Computing Machinery, New York, NY, USA, 3869–3878. <https://doi.org/10.1145/2702123.2702246>
- [67] Ken Nakagaki, Joanne Leong, Jordan L. Tappa, João Wilbert, and Hiroshi Ishii. 2020. HERMITS: Dynamically Reconfiguring the Interactivity of Self-propelled TUIs with Mechanical Shell Add-ons. In *Proceedings of the 33rd Annual ACM Symposium on User Interface Software and Technology (UIST '20)*. Association for Computing Machinery, New York, NY, USA, 882–896. <https://doi.org/10.1145/3379337.3415831>
- [68] Ken Nakagaki, Jordan L. Tappa, Yi Zheng, Jack Forman, Joanne Leong, Sven Koenig, and Hiroshi Ishii. 2022. (Dis)Appearables: A Concept and Method for Actuated Tangible UIs to Appear and Disappear based on Stages. In *CHI Conference on Human Factors in Computing Systems*. ACM, New Orleans LA USA, 1–13. <https://doi.org/10.1145/3491102.3501906>
- [69] Rahul Narain, Tobias Pfaff, and James F. O'Brien. 2013. Folding and crumpling adaptive sheets. *ACM Trans. Graph.* 32, 4 (July 2013), 51:1–51:8. <https://doi.org/10.1145/2461912.2462010>
- [70] Donald A. Norman. 1999. Affordance, conventions, and design. *interactions* 6, 3 (May 1999), 38–43. <https://doi.org/10.1145/301153.301168>
- [71] William Odom and Tijs Duel. 2018. On the Design of OLO Radio: Investigating Metadata as a Design Material. In *Proceedings of the 2018 CHI Conference on Human Factors in Computing Systems*. ACM, Montreal QC Canada, 1–9. <https://doi.org/10.1145/3173574.3173678>
- [72] Nami Ogawa, Takuji Narumi, Hideaki Kuzuoka, and Michitaka Hirose. 2020. Do You Feel Like Passing Through Walls?: Effect of Self-Avatar Appearance on Facilitating Realistic Behavior in Virtual Environments. In *Proceedings of the 2020 CHI Conference on Human Factors in Computing Systems (CHI '20)*. Association for Computing Machinery, New York, NY, USA, 1–14. <https://doi.org/10.1145/3313831.3376562>
- [73] Alex Olwal and Artem Dementyev. 2022. Hidden Interfaces for Ambient Computing: Enabling Interaction in Everyday Materials through High-brightness Visuals on Low-cost Matrix Displays. In *Proceedings of the 2022 CHI Conference on Human Factors in Computing Systems (CHI '22)*. Association for Computing Machinery, New York, NY, USA, 1–20. <https://doi.org/10.1145/3491102.3517674>
- [74] Yuki Onishi, Kazuki Takashima, Shoi Higashiyama, Kazuyuki Fujita, and Yoshifumi Kitamura. 2022. WaddleWalls: Room-scale Interactive Partitioning System using a Swarm of Robotic Partitions. In *Proceedings of the 35th Annual ACM Symposium on User Interface Software and Technology (UIST '22)*. Association for Computing Machinery, New York, NY, USA, 1–15. <https://doi.org/10.1145/3526113.3545615>
- [75] Jean Piaget. 2013. *The Construction Of Reality In The Child*. Routledge, London. <https://doi.org/10.4324/9781315009650>
- [76] Samann Pinder, William Odom, MinYoung Yoo, Ayush Misra, Henry Lin, Carman Neustaedt, and Samuel Barnett. 2025. Queue Player: Investigating Distributed Co-Listening Experiences for Social Connection across Space, Time, and Tempo. In *Proceedings of the 2025 CHI Conference on Human Factors in Computing Systems (CHI '25)*. Association for Computing Machinery, New York, NY, USA, 1–24. <https://doi.org/10.1145/3706598.3714293>
- [77] Henning Pohl and Kasper Hornbæk. 2024. Integrated Calculators: Moving Calculation into the World. In *Proceedings of the 2024 ACM Designing Interactive Systems Conference (DIS '24)*. Association for Computing Machinery, New York, NY, USA, 343–355. <https://doi.org/10.1145/3643834.3661523>
- [78] Henning Pohl, Klemen Lilija, Jess McIntosh, and Kasper Hornbæk. 2021. Poros: Configurable Proxies for Distant Interactions in VR. In *Proceedings of the 2021 CHI Conference on Human Factors in Computing Systems (CHI '21)*. Association for Computing Machinery, New York, NY, USA, 1–12. <https://doi.org/10.1145/3411764.3445685>
- [79] Leping Qiu, Erin Seongyoon Kim, Sangho Suh, Ludwig Sidenmark, and Tovi Grossman. 2025. MaRginalia: Enabling In-person Lecture Capturing and Note-taking Through Mixed Reality. In *Proceedings of the 2025 CHI Conference on Human Factors in Computing Systems (CHI '25)*. Association for Computing Machinery, New York, NY, USA, 1–15. <https://doi.org/10.1145/3706598.3714065>
- [80] Nina Rajic and Jon McCormack. 2020. Mirror Ritual: An Affective Interface for Emotional Self-Reflection. In *Proceedings of the 2020 CHI Conference on Human Factors in Computing Systems (CHI '20)*. Association for Computing Machinery, New York, NY, USA, 1–13. <https://doi.org/10.1145/3313831.3376625>
- [81] Majken K. Rasmussen, Esben W. Pedersen, Marianne G. Petersen, and Kasper Hornbæk. 2012. Shape-changing interfaces: a review of the design space and open research questions. In *Proceedings of the SIGCHI Conference on Human Factors in Computing Systems (CHI '12)*. Association for Computing Machinery, New York, NY, USA, 735–744. <https://doi.org/10.1145/2207676.2207781>
- [82] Tobias Rau, Tobias Isenberg, Andreas Koehn, Michael Sedlmair, and Benjamin Lee. 2025. Traversing Dual Realities: Investigating Techniques for Transitioning 3D Objects between Desktop and Augmented Reality Environments. In *Proceedings of the 2025 CHI Conference on Human Factors in Computing Systems (CHI '25)*. Association for Computing Machinery, New York, NY, USA, 1–16. <https://doi.org/10.1145/3706598.3713949>
- [83] Nathalie Riche, Anna Offenwanger, Frederic Gmeiner, David Brown, Hugo Romat, Michel Pahud, Nicolai Marquardt, Kori Inkpen, and Ken Hinckley.

2025. AI-Instruments: Embodying Prompts as Instruments to Abstract & Reflect Graphical Interface Commands as General-Purpose Tools. In *Proceedings of the 2025 CHI Conference on Human Factors in Computing Systems (CHI '25)*. Association for Computing Machinery, New York, NY, USA, 1–18. <https://doi.org/10.1145/3706598.3714259>
- [84] Julie Rico and Stephen Brewster. 2010. Usable gestures for mobile interfaces: evaluating social acceptability. In *Proceedings of the SIGCHI Conference on Human Factors in Computing Systems (CHI '10)*. Association for Computing Machinery, New York, NY, USA, 887–896. <https://doi.org/10.1145/1753326.1753458>
- [85] Jan Ole Rixen, Teresa Hirzle, Mark Colley, Yannick Etzel, Enrico Rukzio, and Jan Gugenheimer. 2021. Exploring Augmented Visual Alterations in Interpersonal Communication. In *Proceedings of the 2021 CHI Conference on Human Factors in Computing Systems (CHI '21)*. Association for Computing Machinery, New York, NY, USA, 1–11. <https://doi.org/10.1145/3411764.3445597>
- [86] Stacey D. Scott, M. Sheelagh T. Carpendale, and Kori Inkpen. 2004. Territoriality in collaborative tabletop workshops. In *Proceedings of the 2004 ACM conference on Computer supported cooperative work (CSCW '04)*. Association for Computing Machinery, New York, NY, USA, 294–303. <https://doi.org/10.1145/1031607.1031655>
- [87] Adalberto L. Simeone, Robbe Cools, Stan Depuydt, João Maria Gomes, Piet Goris, Joseph Grocott, Augusto Esteves, and Kathrin Gerling. 2022. Immersive Speculative Enactments: Bringing Future Scenarios and Technology to Life Using Virtual Reality. In *Proceedings of the 2022 CHI Conference on Human Factors in Computing Systems (CHI '22)*. Association for Computing Machinery, New York, NY, USA, 1–20. <https://doi.org/10.1145/3491102.3517492>
- [88] Jose Luis Soler-Dominguez, Samuel Navas-Medrano, and Patricia Pons. 2024. ARCADIA: A Gamified Mixed Reality System for Emotional Regulation and Self-Compassion. In *Proceedings of the 2024 CHI Conference on Human Factors in Computing Systems (CHI '24)*. Association for Computing Machinery, New York, NY, USA, 1–17. <https://doi.org/10.1145/3613904.3642123>
- [89] Yeseul Song. n.d.. Invisible Sculptures 1–6. <https://yeseul.com/Invisible-Sculptures-1-6>. Accessed: 2025-09-12.
- [90] Maximilian Speicher, Brian D. Hall, and Michael Nebeling. 2019. What is Mixed Reality?. In *Proceedings of the 2019 CHI Conference on Human Factors in Computing Systems (CHI '19)*. Association for Computing Machinery, New York, NY, USA, 1–15. <https://doi.org/10.1145/3290605.3300767>
- [91] Erik Stolterman and Mikael Wiberg. 2010. Concept-Driven Interaction Design Research. *Human-Computer Interaction* 25, 2 (May 2010), 95–118. <https://doi.org/10.1080/07370020903586696> Publisher: Taylor & Francis _eprint: <https://doi.org/10.1080/07370020903586696>
- [92] Ching-Yi Tsai, Ryan Yen, Daekun Kim, and Daniel Vogel. 2024. Gait Gestures: Examining Stride and Foot Strike Variation as an Input Method While Walking. In *Proceedings of the 37th Annual ACM Symposium on User Interface Software and Technology (UIST '24)*. Association for Computing Machinery, New York, NY, USA, 1–16. <https://doi.org/10.1145/3654777.3676342>
- [93] Daisuke Uriu and Shun Arima. 2025. Designing Virtual Funerals as a Design Fiction: A Film-Based Exploration of Near-Future Memorial Rituals. In *Proceedings of the 2025 CHI Conference on Human Factors in Computing Systems (CHI '25)*. Association for Computing Machinery, New York, NY, USA, 1–19. <https://doi.org/10.1145/3706598.3713399>
- [94] Daisuke Uriu, Noriyasu Obushi, Zendai Kashino, Atsushi Hiyama, and Masahiko Inami. 2021. Floral Tribute Ritual in Virtual Reality: Design and Validation of SenseVase with Virtual Memorial. In *Proceedings of the 2021 CHI Conference on Human Factors in Computing Systems*. ACM, Yokohama Japan, 1–15. <https://doi.org/10.1145/3411764.3445216>
- [95] Thomas van Gemert, Sean Chew, Yiannis Kalaitzoglou, and Joanna Bergström. 2024. Doorways Do Not Always Cause Forgetting: Studying the Effect of Locomotion Technique and Doorway Visualization in Virtual Reality. In *Proceedings of the 2024 CHI Conference on Human Factors in Computing Systems (CHI '24)*. Association for Computing Machinery, New York, NY, USA, 1–13. <https://doi.org/10.1145/3613904.3642879>
- [96] Radu-Daniel Vatavu. 2025. Non-Natural Interaction Design. In *Proceedings of the 2025 CHI Conference on Human Factors in Computing Systems*. ACM, Yokohama Japan, 1–16. <https://doi.org/10.1145/3706598.3713459>
- [97] Jayne Wallace, John McCarthy, Peter C. Wright, and Patrick Olivier. 2013. Making design probes work. In *Proceedings of the SIGCHI Conference on Human Factors in Computing Systems*. ACM, Paris France, 3441–3450. <https://doi.org/10.1145/2470654.2466473>
- [98] Ruyuan Wan, Lingbo Tong, Tiffany Kneare, Toby Jia-Jun Li, Ting-Hao 'Kenneth' Huang, and Qunfang Wu. 2025. Hashtag Re-Appropriation for Audience Control on Recommendation-Driven Social Media Xiaohongshu (rednote). In *Proceedings of the 2025 CHI Conference on Human Factors in Computing Systems (CHI '25)*. Association for Computing Machinery, New York, NY, USA, 1–25. <https://doi.org/10.1145/3706598.3713379>
- [99] Jingying Wang, Jingjing Zhang, Juana Nicoll Capizzano, Matthew Sigakis, Xu Wang, and Vitaliy Popov. 2025. eXplainMR: Generating Real-time Textual and Visual eXplanations to Facilitate UltraSonography Learning in MR. In *Proceedings of the 2025 CHI Conference on Human Factors in Computing Systems (CHI '25)*. Association for Computing Machinery, New York, NY, USA, 1–18. <https://doi.org/10.1145/3706598.3714259>
- [100] Mark Weiser. 1999. The computer for the 21st century. *SIGMOBILE Mob. Comput. Commun. Rev.* 3, 3 (July 1999), 3–11. <https://doi.org/10.1145/329124.329126>
- [101] Pierre Wellner. 1993. Interacting with paper on the DigitalDesk. *Commun. ACM* 36, 7 (July 1993), 87–96. <https://doi.org/10.1145/159544.159630>
- [102] Daniel Wigdor, Clifton Forlines, Patrick Baudisch, John Barnwell, and Chia Shen. 2007. Lucid touch: a see-through mobile device. In *Proceedings of the 20th annual ACM symposium on User interface software and technology (UIST '07)*. Association for Computing Machinery, New York, NY, USA, 269–278. <https://doi.org/10.1145/1294211.1294259>
- [103] Emily Wong, Adélaïde Genay, Jens Emil Sloth Grønnebæk, and Eduardo Velloso. 2025. Spatial Heterogeneity in Distributed Mixed Reality Collaboration. In *Proceedings of the 2025 CHI Conference on Human Factors in Computing Systems*. ACM, Yokohama Japan, 1–19. <https://doi.org/10.1145/3706598.3714033>
- [104] Shengzhi Wu, Daragh Byrne, and Molly Wright Steenson. 2020. "Megereality": Leveraging Physical Affordances for Multi-Device Gestural Interaction in Augmented Reality. In *Extended Abstracts of the 2020 CHI Conference on Human Factors in Computing Systems*. ACM, Honolulu HI USA, 1–4. <https://doi.org/10.1145/3334480.3383170>
- [105] Liu Xin and Candice Wu. 2023. Choreography Architecture: Architecture, Body, and Movement. <https://www.liuxin.com/project/choreography-architecture>. Creators: Nix Liu Xin, Candice Wu; Advisor: Andrew Witt; Virtual Architecture / AI / Body / Movement.
- [106] Liu Xin and Zhu Yuting. 2022. Phygitall Supermarket: Responsive Architecture in a Vivid Virtual World. <https://www.liuxin.com/project/phygitall-supermarket>. NOWNESS Experiments; XR / Virtual Architecture / Interactive Digital Art.
- [107] Nahoko Yamamura, Daisuke Uriu, Mitsuru Muramatsu, Yusuke Kamiyama, Zendai Kashino, Shin Sakamoto, Naoki Tanaka, Toma Tanigawa, Akiyoshi Onishi, Shigeo Yoshida, Shunji Yamanaka, and Masahiko Inami. 2023. Social Digital Cyborgs: The Collaborative Design Process of JIZAI ARMS. In *Proceedings of the 2023 CHI Conference on Human Factors in Computing Systems*. ACM, Hamburg Germany, 1–19. <https://doi.org/10.1145/3544548.3581169>
- [108] Yangyang Yang and Kimiko Ryokai. 2025. Being The Creek: Mobile Augmented Reality Experience as an Invitation for Exploring More-Than-Human Perspectives. In *Proceedings of the 2025 CHI Conference on Human Factors in Computing Systems (CHI '25)*. Association for Computing Machinery, New York, NY, USA, 1–19. <https://doi.org/10.1145/3706598.3713713>
- [109] Qian Ye, Sheryl Teng, E Ian Siew, Ching Chiuan Yen, and Clement Zheng. 2025. Crafting Interactive Paper Composites through Ancient Papermaking Techniques. In *Proceedings of the 2025 CHI Conference on Human Factors in Computing Systems*. ACM, Yokohama Japan, 1–19. <https://doi.org/10.1145/3706598.3714152>
- [110] Nur Yildirim, Alex Kass, Teresa Tung, Connor Upton, Donnacha Costello, Robert Giusti, Sinem Lacin, Sara Lovic, James M O'Neill, Rudi O'Reilly Meehan, Eoin Ó Loideáin, Azzurra Pini, Medb Corcoran, Jeremiah Hayes, Diarmuid J Cahalane, Gaurav Shivhare, Luigi Castoro, Giovanni Caruso, Changhoon Oh, James McCann, Jodi Forlizzi, and John Zimmerman. 2022. How Experienced Designers of Enterprise Applications Engage AI as a Design Material. In *Proceedings of the 2022 CHI Conference on Human Factors in Computing Systems (CHI '22)*. Association for Computing Machinery, New York, NY, USA, 1–13. <https://doi.org/10.1145/3491102.3517491>
- [111] Lilith Yu, Chenfeng Gao, David Wu, and Ken Nakagaki. 2023. AeroRigUI: Actuated TUIs for Spatial Interaction using Riggering Swarm Robots on Ceilings in Everyday Space. In *Proceedings of the 2023 CHI Conference on Human Factors in Computing Systems (CHI '23)*. Association for Computing Machinery, New York, NY, USA, 1–18. <https://doi.org/10.1145/3544548.3581437>
- [112] Qiushi Zhou, Louise Grebel, Andrew Irlitti, Julie Ann Minaai, Jorge Goncalves, and Eduardo Velloso. 2023. Here and Now: Creating Improvisational Dance Movements with a Mixed Reality Mirror. In *Proceedings of the 2023 CHI Conference on Human Factors in Computing Systems (CHI '23)*. Association for Computing Machinery, New York, NY, USA, 1–16. <https://doi.org/10.1145/3544548.3580666>
- [113] Qiushi Zhou, Brandon Victor Syiem, Beier Li, Jorge Goncalves, and Eduardo Velloso. 2024. Reflected Reality: Augmented Reality through the Mirror. *Proc. ACM Interact. Mob. Wearable Ubiquitous Technol.* 7, 4 (Jan. 2024), 202:1–202:28. <https://doi.org/10.1145/3631431>
- [114] Fengyuan Zhu and Tovi Grossman. 2020. BISHARE: Exploring Bidirectional Interactions Between Smartphones and Head-Mounted Augmented Reality. In *Proceedings of the 2020 CHI Conference on Human Factors in Computing Systems (CHI '20)*. Association for Computing Machinery, New York, NY, USA, 1–14. <https://doi.org/10.1145/3313831.3376233>
- [115] John Zimmerman, Jodi Forlizzi, and Shelley Evenson. 2007. Research through design as a method for interaction design research in HCI. In *Proceedings of the SIGCHI Conference on Human Factors in Computing Systems*. ACM, San Jose California USA, 493–502. <https://doi.org/10.1145/1240624.1240704>

A Full Quotes

Q1 P1: "It covers fundamental elements. It is clear now and not too confusing, and it has a manageable level of information for me to work with."

Q2 P2: "What is your motivation, and what are you hoping to achieve?"

Q3 P5: "What is your design goal? If I have this design space, I do not yet know what to do with it."

Q4 P4: "We have not emphasized purpose. With clearer purpose, the use of this design space could become less nebulous."

Q5 P5: "I want to understand what use case this design space could serve."

Q6 P4: "I know you may hope it works like a deck of cards, where people can combine them to invent new interactions. With the framework feeling abstract so far, this potential is not yet fully realized."

Q7 P4: "Only after seeing your examples did I think of related work; the design space alone made it hard to imagine concrete interactions."

Q8 P2: "Western churches also used ceiling frescoes to enhance the sacred quality of space. The paintings aligned with the geometry of arches and domes, and perspective was corrected so that when people looked up, they truly felt the presence of divine figures. In that sense, augmentation has always been psychological as well as visual."

Q9 P2: "Very exciting. Compared with the previous productivity set, the biggest benefit is that it weaves several interaction types into one small scene, and the actions in that scene relate to each other. The relationships are tighter, each action has ample room for imagination, and it still aligns with your classification system."

Q10 P6: "I really like how you use the mirror as a metaphor... and then abstract an object and place it back into this already abstract painting. The very act of abstracting an object itself is fascinating."

Q11 P3: "This is the most fun. You pull it over, and the physical thing becomes something else."

Q12 P1: "To make it [design space] a more usable tool, this can be presented as optional. If someone has difficulty coming up with or making use of it, they could expand that attribute to see a non-exhaustive list of possible affordances."

Q13 P2: "This mirror is a real one, but it does not truly reflect digital objects, it works through XR. Yet we all know that mirrors reflect. When I move a virtual object there, on the other side a duplicated version automatically appears, sometimes with variations. This feels very intuitive, many people have imagined in real life that behind a mirror lies another world or another version of something. This idea has also been expressed in many films: a false mirror or a sheet of glass, where whatever someone does on this side is mirrored by another performer on the other side doing the same actions. I find that very interesting."

Q14 P5: "Rather than saying you are throwing it away, maybe it is just not needed now, so you take it out of the scene."

Q15 P6: "Was that marker real?"

Q16 P2: "It looked so real that I thought it was a physical marker."

Q17 P2: "If you want the marker's drawing to be understood as XR, it must produce effects impossible with a real pen, for example, strokes that glow, while still following the logic of real-world interaction. That may be what makes the second scenario, Art Exploration, appealing: the Magic Mirror reveals objects clearly impossible in reality, that is where the charm comes from."

Q18 P3: "If you perfectly simulate what reality should be, it is boring. Most haptics work focuses on replication for realistic touch, and from a design perspective that way of thinking becomes boring."

Q19 P4: "MR is perfect for showing fake things. Magic is fake; ghosts are fake. MR makes fake things feel real."

Q20 P4: "Nowadays, your phone interface is just a grid of apps. Do you really need those little boxes? If AI continues to advance for a year or two, I believe the concept of separate apps will be unnecessary. MR's edge for utility alone is not enough, so trying to make MR purely useful becomes almost absurd. I would rather make MR do things that are impractical but delightful, things only MR can do."

Q21 P6: "In the Productivity scenario, the presentation was very minimal, which I really liked. For the Paper Shredder, at first I did not realize it was functional, but once I saw the paper being shredded, I understood its purpose. Visually, I also liked this design."

Q22 P2: "That drawer is also very intuitive. In reality, people naturally think an item would be in a place like a drawer. So on the wall, there is a drawer handle, pull it, and all the magical things inside are revealed."

Q23 P3: "We want more creative interactions, but for people to understand them, they need to be ambiguous yet not strange. There should be elements that people are already familiar with."

Q24 P2: "If you added a swirling pattern on the circled area for the Trash Can, it would signal that this surface is traversable. I would then know the rest of the table is safe to place objects on, but this area works like a black hole where I can throw things away."

Q25 P3: "[In Trash Can example,] the circled area drops down so you can throw your marker in, then grows back again."

Q26 P3: "If the ball is bouncing and then will sink through the surface, I would expect the surface to look slightly different so I can feel this is the moment it should sink."

Q27 P3: "In my view it reads more like a design framework."

Q28 P5: "The design space you present is very fundamental, yet as an HCI practitioner I would like to see its higher-dimensional functionality."

Q29 P1: "A drawer inside a boundary, what does it imply? It implies you can hide things. At the moment I have to abstract this layer myself. If your design space also wrote down these affordances, I would find it more usable."

Q30 P4: "When you pull a drawer from a wall, the essential core that the design space does not yet express is the affordance. We have this physical life experience; it is embodied, and the current framework does not yet show it."

Q31 P1: "I think one thing to note is that the affordance should be written in a very abstract way. Otherwise, if you present it as a very concrete idea, like writing, it will fix thinking on that example and prevent imagining other possibilities. So if you add affordances, they need to be added very carefully, at a very abstract level."

Q32 P1: "I understand. Indeed, if you cannot cover everything, highlighting only part may limit thinking to that part. For example, if you list two affordances, people may focus only on those and not imagine others. So adding affordances has both sides: it can be helpful, but also limiting."

Q33 P2: "It could be a curved surface, like the surface of a sculpture."

Q34 P3: "From the perspective of haptic devices on the body, the human skin surface can serve as a boundary."

Q35 P3: "A boundary made of ice will melt into water."

Q36 P5: "A boundary can sit between two realities. With haptic retargeting in VR, a physical surface is retargeted to virtual UI elements, so the physical surface or object becomes a tangible interface."

Q37 P2: "In a restaurant we have tables or private rooms, with gradients of privacy and publicity. A more private table gathers a group, and the bond within that group feels stronger than the bond you feel with the table next to you."

Q38 P4: "When relationships need to mingle or boundaries are relaxed, privacy and trust become issues. In popular large-space VR, or in my project where strangers are in the dark and cannot see each other but can still touch, these questions become very present."

Q39 P2: "Through a simple 2D graphic, you plant into perception the idea that there is a wall in the middle and you should not cross it."

Q40 P2: "In architectural design, placing a rug in the living room creates a small space within the larger space. People often take off their shoes there, or at least feel they have entered a zone that is different from the surrounding tile."

Q41 P5: "In a virtual space, placing many objects restricts trajectories. Beyond limiting maximum range, these objects influence the most natural behavior. Even if a room has four walls, people do not walk with their shoulders glued to them."

Q42 P2: "It is like those old magic tricks with mirrors, where the performer hides inside a box and mirrors reflect the body away. To the audience it looks as if the person has no head, or as if their head is sitting in a vase. In the 18th and 19th century, circuses often used this method: angled mirrors with flowers covering the edges. From the front it seemed the person's head floated in the vase, when in fact their body was hidden. This reflection makes people believe the space is empty or passable, when it is not, almost the reverse of a drawn line that can be crossed but feels solid."

Q43 P4: "The boundary is physical, but I can choose not to let you see it. It is reduced."

Q44 P5: "For example, with the bouncing ball, the boundary serves as a restrictive surface."

Q45 P2: "Imagine being in a large space, wanting some privacy with friends, like a private room in a restaurant. You could build a fake wall around you, sometimes semi-transparent, sometimes fully opaque. Visually it appears as a solid cement wall, and in someone's perception it is impenetrable, until they touch it and realize it is only made of pixels. Most of the time, people will not actually test it, so they act as if the wall is real. In an exhibition-like space, such virtual walls influence interaction. Even if people could technically walk through, they default to avoiding it."

Q46 P3: "A physical wall can have a digital door overlaid on it: the wall still determines the plane, but the door adds digital functionality."

Q47 P3: "With many elements and windows in XR, if you leave everything open it floats everywhere and becomes annoying. You need reasonable ways to stash things so they appear and disappear appropriately. In 2D we swipe up to close apps. In 3D we will need new ways."

Q48 P1: "It is about how to handle information you do not need anymore, to get rid of old information."

Q49 P1: "A boundary can perform any kind of transformative task...[You can place] the object on one side of the boundary and get the transformed result on the other."

Q50 P6: "It feels cross-space and magical. As paper goes from one side to the other, its form changes."

Q51 P5: "A boundary can determine an object's state in a binary way. On one side the state is whole. On the other side it becomes fragmented."

Q52 P5: "In the Trash Can example, above the boundary the object exists, below it does not. In the Magic Mirror example, the left side is physical and the right side is abstract."

Q53 P1: "A person can define the boundary based on their different purposes, or it may be that you are more focused on simply using the existing physical object as the boundary."

Q54 P5: "Drawing lines to limit where things can move, even deciding how to divide a space, should change with the use case. People will want different interaction methods."

Q55 P4: "Two people viewing the same thing is more powerful than one person viewing alone. It is not that a single viewer will forget; it is relative. For example, imagine you open and close a drawer, and the person next to you can also open and close it."

That shared action becomes very strong. But if the person next to you is looking at a different thing and opens something you did not expect, and you cannot see what they opened, that becomes frustrating."

Q56 P4: "In the future, the common condition will not be a single shared reality but a fractured one. I saw it, does that mean you saw it? Not necessarily. What I consider real may not be what you can confidently consider real."

Q57 P3: "Pulling a drawer out of a wall to retrieve something felt inexplicable to me."

Q58 P5: "It felt a bit strange."

Q59 P5: "To me, the physical elements of the painting and the digital element pulled from it are two different objects."

Q60 P5: "I do not understand why a boundary can produce an object."

Q61 P5: "Ice melts into water. If the surface has holes, when it is still ice it rests on the surface; after it melts, it drips through."

Q62 P3: "Objects can also move with their own logic in response to the environment, not only through human manipulation."

Q63 P4: "What comes to mind is waving a magic wand. If your hand is empty, any gesture you make usually needs instruction. But if I give you a wand and say it is real, heavy, and solid, the only thing you naturally do is swing it down, you would not do anything else. There is no ambiguity. Part of this comes from decades of cultural background, like Harry Potter, and part from the wand itself: it has weight, a certain length, and it is not long enough to plant on the ground. The only natural action is to swing it forward. This creates an extremely simple and self-evident form of interaction."

Q64 P6: "I feel your categories are centered on the eyes. I am not sure whether other parts of the body are included. The person's position, the boundary, and the object can have many interaction relationships. For example, something displayed on a wall does not need to remain visible all the time. It could fade in as I approach and fade out as I leave. We call this ambient technology: you do not need everything to be constantly visible and noisy."

Q65 P5: "In the Trash Can, it would make sense if the user could define it. The user draws a circle, then throws an object in."

Q66 P5: "For example, the boundary between people may not involve this kind of perceptual relationship."

Q67 P4: "In MR, body movement is naturally involved."

Q68 P3: "For example, non-contact and contact: besides being parallel movement, the key is that it starts with contact or non-contact, an initial relation, and only then does the motion unfold."

Q69 P3: "When you move while holding something, it will inevitably move around chaotically in different directions, distances, and speeds."

Q70 P3: "Presenting it in a hybrid way is the clever part."

Q71 P3: "What is interesting is that you mixed the virtual and the real so the display environment participates, without merely mimicking real interactions. Your demos maintain a degree of presence, which makes sense."

Q72 P1: "Leveraging physical boundaries in daily life can provide tactile feedback in interaction, which is largely missing in most mid-air MR interactions and can hinder usability. Smart use of real objects or boundaries can close that gap."

Q73 P5: "When drawing, writing, or typing in VR on a purely virtual surface, there is no haptic feedback, so it is hard to know if I am in contact. If there is a tangible surface, even if the pen is virtual, my real hand feels the surface. That is a strong use case. Many people doing virtual typing place the virtual keyboard on a real surface. Haptics give reliable feedback for motion tasks, whereas vision alone is unclear about contact. Haptics are very useful."

Q74 P5: "Even if I am not using the tangible aspect, it still makes sense. For example, using a bookshelf plane instead of spawning a virtual object can turn my everyday physical space into something that also has virtual functionality."

Q75 P5: "When a digital object is related to a physical object, it should be influenced by the same factors that affect the physical one. From this perspective, it makes sense. For example, in your case, sometimes you interact with digital objects and sometimes with physical ones. In those moments, people naturally feel that everything is co-existing in a very immersive workspace, without the sense of separation between digital and physical."

Q76 P6: "Using hands is engaging. It is exciting to recreate real-world interactions in the digital world."

Q77 P3: "Paper Shredder works because the gesture and object logic align. The paper goes down and is gradually shredded. Writing with a marker is parallel to the surface, which feels right. Mirror makes sense because facing it yields a direct reflection, while stepping aside produces a virtual image at the expected location."

Q78 P5: "Language can be different and sometimes cognitively heavy. If I want to place a painting precisely, describing tiny left-right adjustments is cumbersome. With my hand it is immediate. Moving a cup from here to there by speech is slow; by hand it is trivial."

Q79 P4: "I would use very precise gaze interaction because it is excellent for fine control. I would not lift a sheet and place it into the shredder if that costs more energy."

Q80 P6: "Gaze is less tiring. Constantly grabbing can become tedious."

Q81 P1: "Trash Can is efficient and intuitive. Tossing down means it is gone."

Q82 P6: "If I work in the space long term, I might not want to walk over to throw things away each time. A shortcut gesture to delete would be more convenient, though the concept is interesting."

Q83 P6: "With AR glasses you can reduce noise through the device itself; you do not necessarily need to raise a visible acoustic partition."

Q84 P6: "Planar interaction is easier and more familiar for people."

Q85 P1: "If it is a container then it is unilateral and opaque, and I can hide information inside it; if it is a surface, then things can be visible on one side and not visible on the other."

Q86 P2: "What real-world phenomenon corresponds to a topology like a pizza?"

Q87 P2: "Yes, absolutely...I keep a mental categorization like your diagram. I consider possible interactions and who or what interacts: human with human, human with object, object with object, and with the environment. The interaction line then threads Object and the physical-digital together across projects."

Q88 P2: "In a virtual piece with an elevator car, I render vertical and horizontal ring structures that push it along. Technically, I could move the car from the upper left to the lower right directly, but that feels unreal. Using real-world structural logic, I show rods like a 3D printer's axes. People then accept how it moves and understand its envelope, rather than it roaming into empty space."

Q89 P2: "Parametric design means I give inputs, a series of shape computations happens, and I get outputs, rather than sculpting the output directly like a static sculpture."

Q90 P6: "Within constrained hardware we explore what the glasses can do across scenarios, from listening to music, taking photos, sending messages, to asking AI what an object is and how to use it."

Q91 P4: "As MR designers we treat device limitations as primary. We design around the constraint. I first list all constraints. For Vision Pro I stretch my hands to find the farthest comfortable reach and even ask someone to perturb me. I find the device's extremes, then design back from those limits."

Q92 P4: "Start from real scenarios and needs, not a hammer looking for nails."

Q93 P3: "Do not be a hammer looking for nails; let needs lead the design."

Q94 P6: "First define what states the object has and how they are triggered."

Q95 P6: "When something transitions from a plane into 3D, I care about what the transition looks like."

Q96 P6: "I also consider how the interaction actually moves it into that place."

Q97 P6: "In my work I lean toward visual and motion design. I iterate what feels comfortable to watch and then connect it to interactions that trigger those motions."

Q98 P5: "Starting from a functionality category, such as layout replication, I can quickly map to real-life use cases. If your framework included functionality and affordance guidance, it would be easier to generate more examples."

Q99 P2: "In everyday life, for instance when listening to music while walking down the street, I sometimes imagine visual effects appearing around me. For example, if the lights in all the windows of a building could turn on and off in sync with the rhythm of the music, it would make such a beautiful show. But because of many constraints in the real world, the most feasible way to achieve this is in XR or in 3D computer graphics"

Q100 P4: "Many people have been educated by the culture of magic through film, so gesture-based effects feel immediately legible."

Q101 P3: "When designing haptics, people first experience different tactile sensations and recall similar feelings from the past. They assign metaphors, otherwise describing touch is difficult."

Q102 P4: "Summarizing into a design space can drift upward into abstraction and risk sanding away the spark and playfulness that make an interaction compelling."

Q103 P4: "Interaction designers need strong synesthetic imagination; a design space cannot easily confine it."

Q104 P4: "Given a good interaction, I can decompose and classify it. Going the other way is hard: starting from classifications to synthesize a good interaction is not straightforward."

Q105 P3: "I do not use frameworks to generate designs. I am practice-based and art-school trained; abstract concepts do not easily give me ideas."

Q106 P3: "Your examples feel like ideas came first and the framework fit them afterward, not the other way around."

Q107 P4: "Take Olafur Eliasson's *The Weather Project* [12] at Tate Modern: the description is simple, but the design space it opens is vast. You can analyze interactions, symbolism, and collective attention endlessly, yet you cannot derive the piece like a formula."

Q108 P2: "I imagine the interaction, and if it feels possible, I express it in its most extreme form without yet worrying about restrictions."

Q109 P6: "This framework brought more clarity for me. I realized, oh, there can be these kinds of categories: objects can have these kinds of states, boundaries can have these kinds of states, humans can have these kinds of states, and motion can have these kinds of states. It made things clearer."

Q110 P1: "It shaped my perspective on object-boundary relationships. I had rarely thought about them before this framework. We take boundaries for granted. We have physical and virtual boundaries everywhere in the physical world and in mixed reality, so we do not really think about what other functions they can provide or how we can make use of them. This framework made me think about the additional functionality of boundaries beyond just supporting physical objects on them."

Q111 P2: "I had not really thought that our relation of contacting a boundary is itself a relation. I used to think of an object contacting a boundary as collision. But if the action happens along the surface, I had not considered that. In reality many things

happen along a surface. A point plus a plane, with many events unfolding on that plane.”

Q112 P2: “I had not thought that direct pass-through could be a design category. Pass-through is unlike opening a wall. Pass-through is like throwing it through and it disappears. The user does not expect to see it after or take further action. It is like a black box, a portal on the surface. Opening a wall, by contrast, invites the user to go through and continue action. Pass-through feels like an end and may not even be interactive.”

Q113 P3: “An object’s own surface can serve as its boundary, whether it is soft, hard, or shape-changeable.”

Q114 P6: “I found it very inspiring because it made me think of many things. Even just connecting two categories here can open up explorations. For example, in two of my previous projects, one was mainly about the relationship between Object and Boundary, while another was about the relationship between Human states and Object.”

Q115 P1: “People can definitely add the elements that they care about into the design space.”

Q116 P4: “Before Apple, it was hard to imagine what gaze could do. I am from the HoloLens 2 era and used it for seven or eight years. It always had gaze tracking, yet it did not feel like something for interaction until Apple raised the bar. Then you realize it can be designed with.”

Q117 P1: “If it tries to cover too many aspects and be too complete, it might become unreadable or even unusable for designers, because we need to keep track of relations and attributes across elements.”

Q118 P2: “Few people start from boundaries. You provide a strong index around boundaries. When someone designs a similar interaction, they can use your index to understand what feelings it may evoke and whether there are comparable demos.”

Q119 P2: “Perhaps you do not need to define every feeling. With these categories and demos, future designers can infer what fits their context. If they would default to opaque because it is most common, they can find nearby options like see-through or reflective and play with visibility or perception.”

Q120 P1: “Magic Mirror is not only about vision. It can also be sound. For example, on the left side is ordinary music style, on the right side it becomes punk. It can work like a filter and transformation.”

Q121 P6: “I cannot work in places with light. I can only work in very dark environments, so I really need a digital shade. In many places I suffer, and I cannot just install curtains. A digital shade would be very useful for me.”

Q122 P1: “Marker can be practical. For example, when leaving home to buy milk, I could leave a note at the door to remind myself not to forget.”

Q123 P6: “In an office modeling workflow, I could delete what I do not need this way.”

Q124 P4: “You could know which function is useful in which situation, and AI can help determine those situations.”

Q125 P6: “Your examples are not really interface interactions, but more about interacting with objects. Interacting with objects should naturally be done in 3D. I think the future of mixed reality interfaces should be a combination of 3D and 2D. The design challenge is how to create a well-integrated 3D + 2D interface. Some small elements could become 3D, for example, icons could be small models instead of flat graphics. Text, however, will inevitably remain 2D.”