

# Verifying Computational Graphs in Production-Grade Distributed Machine Learning Frameworks

Kahfi S. Zulkifli  
University of Virginia  
USA

Wenbo Qian  
Northeastern University  
USA

Shaowei Zhu  
Amazon Web Services  
USA

Yuan Zhou  
Amazon Web Services  
USA

Zhen Zhang  
Amazon Web Services  
USA

Chang Lou  
University of Virginia  
USA

## Abstract

Modern machine learning frameworks support very large models by incorporating parallelism and optimization techniques. Yet, these very techniques add new layers of complexity, introducing silent errors that severely degrade model performance. Existing solutions are either ad hoc or too costly for production.

We present SCALIFY, a lightweight framework that exposes silent errors by verifying semantic equivalence of computational graphs using equality saturation and Datalog-style reasoning. SCALIFY partitions graphs with parallel rewriting and layer memoization, reuses rewrite templates, and augments equality saturation with relational reasoning and symbolic bijection inference. It further localizes discrepancies to precise code sites, turning verification results into actionable debugging guidance. SCALIFY verifies models as large as Llama-3.1-405B within minutes on a commodity machine and exposed five unknown bugs in Amazon production machine learning frameworks.

## 1 Introduction

Machine learning research today has increasingly become a race to scale, where larger models consistently outperform smaller counterparts across diverse tasks. From language models like GPT [32] to vision transformers [52], performance gains are often linked to model size, with billions of parameters enabling more expressive representations and generalization. The largest Llama-3 model [68] boasts 405 billion parameters, and DeepSeekV3 [73] exceeds 671 billion.

For years, scaling techniques, such as distributed training, memory optimizations, and hardware accelerations, have been the primary focus to support ever-larger models. However, as models reach unprecedented scales, a new reliability crisis is emerging. Developers increasingly observe silent errors [40, 53, 69, 71]—severe performance degradation in trained models without triggering explicit error signals. For example, they are often introduced by bugs [20–22] in distributed training when synchronizing between devices. Thus, scaling alone is not enough; ensuring robustness becomes the next critical challenge.

Yet, detecting and diagnosing silent errors in ML models remains a crucial but elusive challenge. Deep learning models emerge from a complex pipeline involving ML frameworks [25, 26], graph optimizers [28, 33], schedulers [29, 34], and backends [23]. Bugs can lurk at any of these layers, making troubleshooting a daunting task. Worse yet, silent errors do not just stem from software bugs—they can arise from numerical instabilities [35] or even faulty hardware [59].

Despite extensive efforts in testing of ML frameworks [64, 85] and compilers [53, 55, 88], they are far from sufficient. Bugs often surface only after severe performance degradation occurs, making pre-training checking an urgent necessity. Yet, developers today still rely on an *ad hoc* approach—manually extracting and comparing intermediate activation or gradient tensor values at different locations. This process is not only tedious but also unreliable and fragile, as floating-point computations naturally introduce small discrepancies whose magnitude depend on multiple factors including hardware platform, compute kernels used, tensor shapes, and the smoothness of the computation itself, which makes numerical comparisons challenging. Even when discrepancies are detected, pinpointing the root cause remains a painstaking effort, leaving developers struggling with uncertainty. A more systematic and robust detection solution is urgently needed.

In this work, we argue that verifying training models at the *semantic* level rather than relying on arithmetic approximations—is not only feasible but essential. Modern machine learning methods can be expressed in computational graphs, which capture the structured flow of data and transformations throughout training. By analyzing the semantic equivalence between the original and transformed graphs, we can move beyond imprecise numerical comparisons and systematically detect and diagnose silent errors.

*How can we compare two different ML computational graphs?* Recent work [38, 58] has explored SMT-based verification methods. For example, TrainVerify [58] symbolizes computational graphs by converting tensors/operations into logical formulas and using an SMT solver to verify the equivalence of such formulas. However, this approach faces practicality challenges in production. The reasoning for nonlinear real arithmetic is expensive; in practice the approach relies on solver tactics that can be fragile, require workload-specific

reductions (e.g., “shape reduction” that assumes linearity) to be tractable, and can still take days on very large models. The approach also depends on maintaining fine-grained tensor lineage between logical and parallel graphs—information many production frameworks do not preserve—and, when a proof fails, the resulting unsat core can be hard to map back to the program site that breaks equivalence.

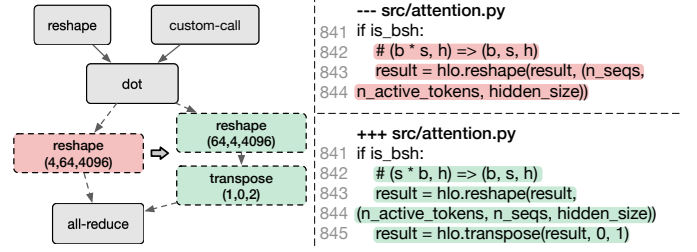
In this work, we ask a central question: *Is there a more lightweight, flexible, and actionable approach to verify ML computational graphs?* While SMT-based methods are theoretically powerful, we argue they are unnecessarily heavy for this task since large portions of the graphs are structurally identical across transformations. In practice, developers often rely on a different process for checking the correctness of computational graphs: manually rewriting and comparing two graphs step by step according to computation semantics until they either converge or remain divergent—a tedious and error-prone effort even on small graphs.

Inspired by this observation, we propose a novel approach to verify graph-equivalence via e-graphs [72, 83]: generic rewrite rules capture families of tensor sizes and parallelization configurations, equality saturation searches equivalence spaces directly on the IR graph, and discrepancies naturally pinpoint offending subgraphs/operations for bug localization.

It is not straightforward to directly apply this approach to ML computational graphs. First, modern ML models are large and extremely complex. Naively constructing e-graphs by inserting all nodes and including all possible rewrites easily leads to exponential blow up in time and memory usage. Second, we must balance rule generality and practicality: highly general rules capture more bugs but cause significant overhead, while overly specific rules bloat the system with limited reuse. Third, modern pipelines introduce layout heterogeneity, where many reshape/transpose sequences share shapes but differ semantically, requiring careful reasoning to avoid false matches. Finally, a simple equivalence verdict is not useful—developers still need bug location in codes to act on verification results.

Thus, we introduce SCALIFY, a lightweight framework to verify computational graph equivalence in production distributed ML frameworks. Our design tackles these challenges with a set of new techniques. SCALIFY control graph-scale explosion through partitioning, parallel rewriting, and layer memoization, enabling scalability to deep models. To balance rule generality and practicality, we introduce reusable rewrite templates that capture common patterns. For layout heterogeneity, we augment e-graph rewriting with relational reasoning and symbolic bijection inference, ensuring precise semantic alignment of tensor transformations. Finally, we make verification results actionable by localizing discrepancies back to the exact operations and code locations, providing developers with clear guidance to resolve bugs.

We evaluate SCALIFY on large real-world models and production frameworks. Our tool verifies models as large as



**Figure 1.** Incorrect layout transformation in BSH optimization.

Llama-3.1-405B within minutes on a commodity machine, showing scalability across multiple parallelism techniques including tensor, sequence, and expert parallelism. SCALIFY uncovered five previously unknown bugs in Amazon’s Transformers NeuronX [27] and NeuronX Distributed [24] frameworks, in addition to detecting and localizing 17 out of 19 reproduced bugs from prior studies.

In summary, this paper makes the following contributions:

- We propose a novel approach for verifying the semantic equivalence of ML models using equality saturation.
- We develop SCALIFY, a verification tool that integrates a set of techniques to apply the proposed approach to large-scale ML models in production.
- We evaluate SCALIFY on two production ML frameworks from Amazon, demonstrating its effectiveness in verifying large real-world models and uncovering previously unknown bugs.

## 2 Background

### 2.1 Computational Graph

Modern ML frameworks apply a series of transformations to convert high-level tensor programs into low-level codes. Common transformations include parallelization techniques [46, 70] that distribute workloads across multiple accelerators (e.g., data, model, and pipeline parallelism); operator fusion [37, 49, 51], which merges compatible operations (e.g., convolution plus bias and activation) into a single kernel to reduce overhead; and algebraic rewrites [48, 65, 76, 80] like constant folding and redundant-operator elimination. These transformations are generally complex and easily include bugs, introducing silent errors in the compiled programs.

In this work we made a key observation that such silent errors are often reflected in non-equivalent semantics of the computational graphs. Deep neural networks (DNN) can be represented as a data flow graph (DFG), with nodes representing parameters, numerical or communication operators and the edges representing the flow of data.

We use a real-world bug found in Transformers Neuronx framework [27], to demonstrate how to expose silent errors using computational graphs. Shown in Figure 1, the bug manifest when using the Batch-Sequence-Head (BSH) layout for the output of the attention due to a wrong reshape operation

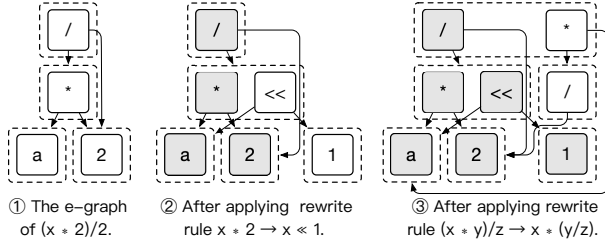


Figure 2. E-Graph example.

result in the attention computation (the root cause is marked in red). The buggy version mistakenly reshapes the tensors to the BSH format  $n\_seqs, n\_active\_tokens, hidden\_size$ , while it should have accounted for the merging of axes from the `result` tensor, where the actual `result` tensor’s dimensions is symbolized as  $(s * b, h)$ . The wrong reshape operation can lead to incorrect model outputs without explicit errors. The fix was straightforward, requiring only a change in the reshape operation by switching the first and second dimensions, and then doing a transpose on those dimensions so that the final layout format is  $n\_seqs, n\_active\_tokens, hidden\_size$ . However, the debugging process took significant time due to the subtle nature of the reshape-transpose issue. Such issues could have been prevented if developers had a solution for checking the semantic equivalence with respect to an oracle implementation at the computational graph level.

## 2.2 Equality Saturation

Equality saturation [72] is an emerging technique within compilers and programming languages. It unifies all possible rewritten forms of an expression or program within a single, growing data structure called an e-graph. Rather than applying rewrite rules in a linear fashion, equality saturation systematically applies all valid rewrites in parallel, making it an ideal option to explore multiple optimized forms efficiently.

Figure 2, adapted from the egg paper [83], illustrates an example of an e-graph. An e-graph is a data structure used for representing and reasoning about program equivalences efficiently. It consists of e-classes (dashed boxes), which group structurally different but semantically equivalent expressions. Within each e-class are e-nodes (solid boxes), which represent individual expression terms. Edges in the e-graph connect e-nodes to their respective child e-classes.

To use equality saturation, users usually provide a list of rewrite rules. Every rewrite rule has two components: an initial pattern and a transformed pattern. Both of these patterns are semantically equivalent, but they consist of different subgraphs. When rewrite rules are applied, new e-nodes and edges are introduced, but existing structures are never removed. Instead, newly added expressions are merged into the corresponding e-class, preserving equivalence relationships while expanding the set of recognized expressions.

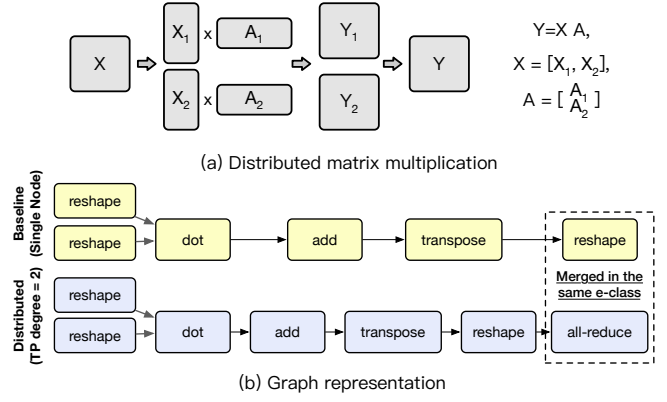


Figure 3. Matrix multiplication example.

In our work, we adopt egglog [86] as the underlying e-graph engine, rather than using the original egg [83]. While egg excels in compiler optimizations, our setting requires richer reasoning over tensor relations such as sharding, replication, and layout transformations, which are hard to express via graph-level transformations. Egglog extends e-graphs with a Datalog-style relational reasoning framework, enabling us to encode and propagate relations conveniently across tensors.

## 3 Approach: Verifying Equivalence with Equality Saturation

We advocate an approach using equality saturation to verify graph equivalence to expose potential silent errors. Figure 3 shows an example of checking correctness of matrix multiplication with two setups: a single-node execution (top) and a tensor-parallel distributed version (bottom). The computation process includes matrix multiplication, addition, transposition, and reshaping. The distributed version partitions the input matrix across devices, computes local matrix multiplications independently, and then aggregates the results using `all-reduce`. Despite these structural difference, the final output tensors should remain semantically equivalent.

We first run the ML pipeline to generate two IR graphs: the original graph (in this case, with a single node) and the transformed graph (with the distributed setup) using built-in ML functionalities. The original graph serves as the baseline version without complex transformations (thus more trustworthy), and the transformed graph is a mutated version after enabling optimization features and/or adapted to distributed setups. The system records configurations for the transformed graph, including distribution degree and the model architecture. Our goal is to construct a unified e-graph that integrates representations of both computational graphs, systematically identifying equivalent structures.

We then iteratively expand the e-graph by incorporating nodes from IR graphs, applying rewrite rules, and merging nodes that represent the same structure into equivalence

classes (e-classes). We provide a list of rules that support common features such as tensor parallelism and developers can optionally add rules to support reasoning about new semantics. As shown in the graph representation (b), both the single-node and distributed computations converge to the same e-class in the final stage. This means that even though the distributed version introduces additional steps, these transformations do not alter the final computation’s semantics. The e-graph captures all valid transformations, and the process stops once saturation is reached.

The two versions of models are semantically equivalent (verified) if the output nodes of both graphs belong to the same e-class. If developers observe severe performance degradation but the models are verified, this result eliminates the possibility of software bugs, which significantly reduces the search space of debugging (in this case, silent errors could be introduced from numerical errors or hardware faults). Otherwise, we will highlight dangling nodes that do not merge into a single equivalence class. Developers may further confirm this result by computing and comparing gradients to detect discrepancies in back propagation.

## 4 Challenges in Verifying Large-Scale Models

Our approach demonstrates promise on the incorrect BSH case. However, we encounter several system challenges when applying our approach for larger and more structurally-different computation graphs.

**Computation cost explosion when e-graphs scale.** E-graph computation does not scale linearly with graph size. We have observed the computation time and memory usage would dramatically increase if we naively apply e-graph analysis to complicated, multi-layer models. Managing graph size to address this exponential growth is crucial for supporting deep learning models with hundreds of layers.

**Balancing rewriting rule generality and practicality.** Ideally the rewriting process should only leverage general rules to capture more bug cases, but this creates a computation bottleneck—matching more nodes and including more patterns in the e-graph increases time and memory costs. Meanwhile, highly specific rules cover fewer cases and bloat the rule set, and thus need to be manually revised for different workloads.

**Layout heterogeneity and semantic alignment.** Modern ML frameworks apply techniques like re-arrange, split/merge, shard/replicate, and partially reduce of tensors to enable large models and improve performance. Many distinct sequences of reshape/transpose yield tensors with the same shapes but not the same numerical content (the BSH bug in Figure 1). Expressing in e-graph all possible sequences of equivalent layout transformations can be prohibitively expensive.

**From equivalence verdicts to bug locations.** A binary “unverified” flag isn’t actionable. Large models often involve numerous components and transformation steps – manually

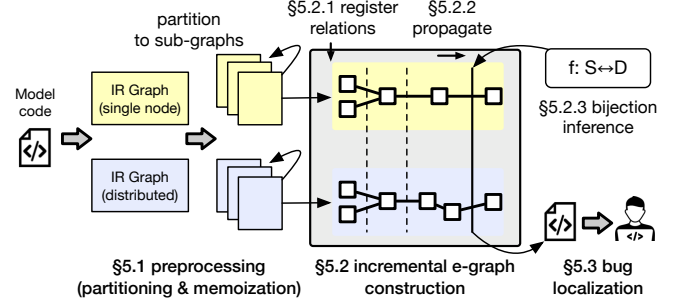


Figure 4. SCALIFY workflow.

searching the whole code space is tedious. Developers need guidance to resolve discrepancies beyond confirming bugs.

## 5 System Design

We introduce SCALIFY, a framework that automatically verifies the semantic equivalence of ML computational graphs from production-grade machine learning frameworks. SCALIFY introduces the following key techniques:

- **Scaling e-graphs to production-scale computational graphs:** SCALIFY partitions the computational graphs into smaller subgraphs and performs parallel rewriting with layer memoization, enabling efficient, parallel processing without overwhelming system resources (§5.1).
- **Layout and partition analysis via relational reasoning:** SCALIFY employs a scalable Datalog-style relation analysis to reason about the layout and partition of tensor slices onto different devices (§5.2.2).
- **Bijection inference via symbolic execution:** When propagation alone is not enough to handle complex layout relations, we infer a bijection between baseline and distributed per-element tensors using symbolic execution. (§5.2.3).
- **Discrepancy-based bug localization:** SCALIFY not only determines verification outcomes but also traces discrepancies to their source code locations, enabling more efficient debugging (§5.3).

**System Workflow.** As shown in Figure 4, SCALIFY follows a three-stage workflow. First, it generates single-device and distributed IR graphs using framework backends. Second, it preprocesses by *partitioning* graphs by layers/topology and builds a unified e-graph: it registers input-tensor relations, traverses the distributed topology to propagate *partition* and *layout* facts, and performs *bijection inference* (emitting the required reshape–transpose transforms). Finally, SCALIFY halts at divergences and *localizes bugs* by mapping discrepancies back to tensor-program source.

### 5.1 Preprocessing: Graph Partitioning and Layer Memoization

Before registering target IR graphs into the e-graph, SCALIFY performs a preprocessing step. Large computational graphs



---

**Algorithm 1:** Two-step graph partitioning and parallel rewriting

---

**Input:**  $G_s$  (single device),  $G_m$  (multi device)  
**Output:**  $E$  (error code, if any)  
 $(\mathcal{L}_s, \mathcal{L}_m) \leftarrow \text{PARTITIONGRAPHS}(\text{TOLAYERS}(G_s, G_m))$   
**foreach**  $(L_s, L_m)$  **in**  $(\mathcal{L}_s, \mathcal{L}_m)$  **do** // layer pair  
    REGISTER( $L_s$ )  
    REGISTERRELATION( $(L_s.in, L_m.in)$ )  
     $S \leftarrow \text{PARTITIONLAYER}(\text{TOSTAGES}(L_s))$   
    **foreach** stage  $s$  **in**  $S$  **do**  
         $\mathcal{T} \leftarrow \text{INITTHREADS}(s.topo)$   
        // update  $(L_s.out, L_m.out)$   
        **parallel for all**  $t \in \mathcal{T}$  **do** REWRITE( $s.topo[t]$ )  
        **end parallel for**  
         $ok \leftarrow \text{CHECK}((L_s.out, L_m.out))$   
        **if**  $ok$  **then** PROPAGATEOUTPUTTONEXTLAYER( $(L_s.out, L_m.out)$ )  
        **else return** err\_abort

---

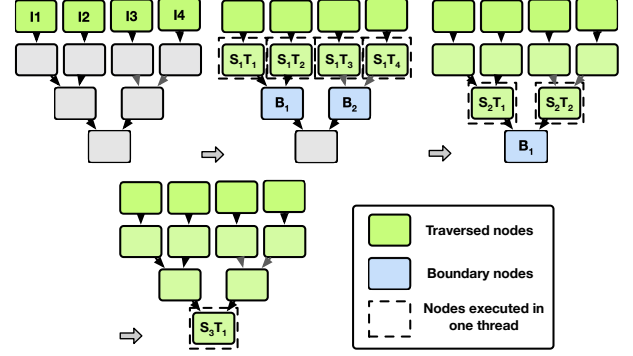
can make rewriting prohibitively expensive, leading to exponential growth in both runtime and memory. To mitigate this scalability challenge, SCALIFY introduces a two-step partitioning strategy that decomposes the input graph into smaller, more manageable subgraphs as shown in Algorithm 1.

**Partitioning.** As a first step, SCALIFY partitions the graph along neural network **layer boundaries**. Layer boundaries serve as natural cut points: they preserve the semantic integrity of individual layers, align with the granularity of most framework and compiler optimizations [65], and match the scope of vendor-provided kernels [33]. This substantially reduces rewriting complexity while still capturing the majority of useful transformations. Future extensions could explore cross-layer optimizations when cost-effective.

After per-layer partitioning, SCALIFY further decomposes each subgraph in **topological** order. The key idea is to traverse from inputs and cut the graph at boundary nodes—nodes whose inputs are not yet fully registered in the e-graph. This ensures that each subgraph is self-contained and can be processed independently. As illustrated in Figure 5, each stage contains parallel topologies that can be rewritten concurrently. Boundary nodes ( $B_1, B_2$ ) delineate partitions, while groups such as  $S_1T_1$  and  $S_1T_2$  mark nodes in the same stage and executed in different rewriting threads.

Once the graphs are divided into different stages, SCALIFY assigns multiple parallel threads for each stage (e.g.,  $T_1$ – $T_4$  in Figure 5). Correctness is preserved because the relations computed in each thread depend only on nodes whose inputs have already been analyzed in earlier steps. Dependencies that cross subgraphs are handled naturally by boundary nodes: a boundary node is only rewritten in a later stage once all of its inputs have been resolved in previous stages.

**Layer memoization.** Large models often contain layers with highly similar or identical structures. Rewriting every such layer independently would repeat the same analysis. To avoid this redundancy, SCALIFY memoizes the results of



**Figure 5.** Illustration of the topological traversal.

previously rewritten subgraphs. Each partitioned subgraph is assigned a fingerprint derived from its single-device and distributed forms. When a new subgraph shares the same fingerprint as an earlier one, SCALIFY reuses the memoized relations instead of re-executing the rewriting. Our experience shows this significantly reduces duplicate work across layers.

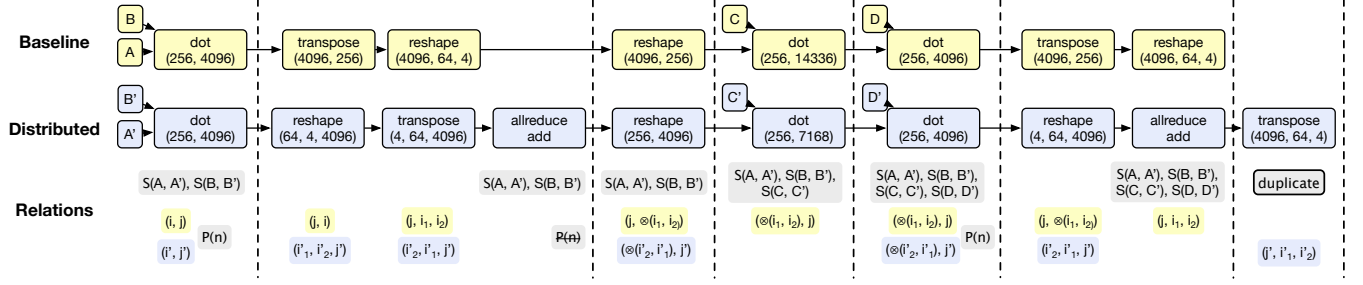
**Soundness.** The aforementioned partitioning and memoizations techniques preserve soundness of SCALIFY as a verification tool. It is possible for SCALIFY to miss rewrite opportunities and relations across partition boundaries such that certain correct computational graphs cannot be verified, also to re-verify layers that are structurally different but semantically equivalent. However, soundness of SCALIFY is preserved as the relation analysis and e-graph rewrite rules are sound.

## 5.2 Processing: Incremental E-Graph Construction

Next we discuss how semantic relations between single-device and distributed graphs are actually established. Simply applying e-graph rewriting is insufficient: many operators reshape, shard, or merge tensors in ways that require explicit reasoning about their relations. To handle this, SCALIFY incrementally constructs the e-graph, adding new nodes and relations step by step as it traverses the computation graphs. Each stage of this process activates relation reasoning—starting from input registration, then propagating relations through operators, and extending propagation with bijection inference when the two graphs differ structurally.

**5.2.1 Registering Input Relations.** The generated graphs from ML compilers by default do not contain information on how the input tensors are related to one another. SCALIFY solves this issue by creating relations between graphs by instrumenting compilers and logging sharding/replication information during the IR generation phase. The information is captured as sharding/replication annotations, e.g., `shard_along(self, tensor, dim)`. These annotations also show the device placement of the distributed tensors.

Certain auxiliary tensors such as those encoding device IDs, e.g., `torch.arange(tp_degree)`, `sharding=0` are not automatically annotated. For these types of information, SCALIFY



**Figure 6.** A full computation graph of different reshape, transpose and dot operators with distributed semantics. We show how the partition and layout analysis is integrated with the propagation process (via rule templates defined from Table 1).  $S$  represents shard relations.  $P$  represents layout relation of partial tensors.  $\otimes$  represents combination of axes.

Tensor	$t ::= x, y, z$   $x', y', z'$   $op(t_1, \dots, t_n)$	baseline tensors distributed tensors operations
Layout	$\ell ::= transpose(\pi)$   $reshape(s)$   $\ell_1 \circ \ell_2$   $bijection(s_1, \pi, s_2)$	transpose with permutation $\pi$ reshape to shape $s$ layout composition abbr. for reshape-transpose-reshape
SymAxis	$A ::= i, j, \dots$   $i', j', \dots$	baseline tensor symbolic axes distributed tensor symbolic axes
AxisExp	$AE ::= A$   $\otimes (AE, AE)$	symbolic axis combination of axes
AxisMap	$M ::= \emptyset$   $M \cup \{AE \leftrightarrow AE\}$	empty axis map axis expression correspondence
BaseOp	$op ::= elem\_op$   $dot$   $max\_reduce(d)$   $sum\_reduce(d)$   $apply\_layout(\ell)$   $slice(d, i, l)$	element-wise operation matrix/vector multiplication max reduction along dim $d$ sum reduction along dim $d$ apply layout transformation $l$ -slice along dim $d$ at index $i$
DistOp	$op' ::= op$   $all\_reduce'(c, op)$   $all\_gather'(d, c)$   $reduce\_scatter'(d, c, op)$	dist. version of base op dist. all-reduce along $c$ cores dist. all-gather along $c$ cores at dim $d$ dist. reduce-scatter along $c$ cores at dim $d$
Rel	$R ::= sharded(t, t', d, c)$   $duplicate(t, t', c)$   $layout(t, t', \ell)$   $partial(t, t', c, op)$   $slice(t, t', r, b, d, x, l)$   $loop\_red\_B(op, d, t, ts, b)$   $loop\_red\_D(op, d, t', ts, b, r)$	$t'$ is $t$ partitioned along dim $d$ on $c$ cores $t'$ is an identical replica of $t$ on $c$ cores $t'$ can be transformed to $t$ using layout $\ell$ partial result across $c$ cores to be reduced $t' = t$ is a slice of $b$ along dim $d$ at index $x$ with length $l$ , $t'$ lives on rank $r$ $t$ is partial reduction $op$ on $b$ on dim $d$ using slices $ts$ $t'$ is partial reduction $op$ on $b$ on dim $d$ of baseline slices $ts$ , $t'$ lives on rank $r$

**Figure 7.** Syntax of relational analysis. We use italics to denote operations and monospace to denote relation symbols.

supplements the missing information by manually specifying which tensors carry device metadata and how they should be interpreted. These registered input relations serve as the foundation for subsequent reasoning. We discuss how to formally encode these relations in the following subsection.

**5.2.2 Propagating Relations with Layout and Partition Analysis.** Once input relations are registered, SCALIFY incrementally propagates them through intermediate operators to determine whether the two graphs remain equivalent. This propagation combines several complementary analyses, each addressing different gaps.

Figure 7 gives the relational language that SCALIFY reasons about. It separates (i) *objects* from (ii) *operators* and (iii) *relations*. Objects include baseline and distributed tensors ( $t$  vs.  $t'$ ) and layout terms  $\ell$  (compose, reshape, transpose, and the  $bijection(s_1, \pi, s_2)$  for a reshape–transpose–reshape triple). Axes are symbolic ( $i, j, \dots$ ) and may combine via  $\otimes$  to describe mesh products;  $M$  records an axis correspondence between baseline and distributed views. Operators summarize only what the analysis needs: element-wise ops, dot, layout application, slicing, and three collectives (all-reduce, all-gather, reduce-scatter). Relations are the facts SCALIFY maintains/propagates: sharded capture data placement; layout records a provably bijective layout transform; partial and the looped  $loop\_red\_B/loop\_red\_D$  track per-core partial results that must be discharged by a reduction or collective operation.

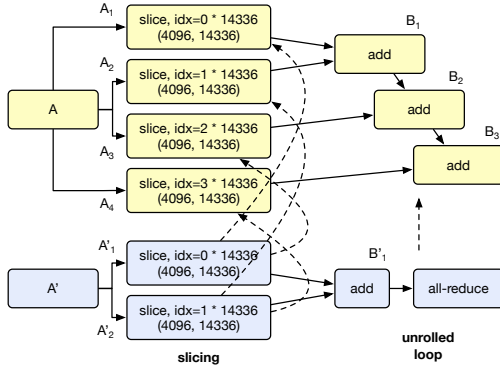
Table 1 lists the Datalog-style rules that drive our analysis. Rules fall into five families: Partition (propagate sharded), Layout (synthesize/check bijective layouts), Slicing (finer-grained partition), Unroll (handle  $loop\_red\_B/loop\_red\_D$ ), and a mix of categories above. We write Datalog-style rules as  $H \leftarrow B$  (“if  $B$  holds, derive  $H$ ”). Formally,  $B_1, \dots, B_n$  means conjunction and the rule denotes  $(B_1 \wedge \dots \wedge B_n)$ .

**Partition and layout analysis.** Partition analysis handles relations linking a baseline tensor  $t$  with its distributed counterpart  $t'$  and records placement, e.g., *sharded* along dimension  $d$  across  $c$  devices. Layout analysis tracks how a *layout* relation  $layout(t, t', \ell)$ , which states that  $t$  and  $t'$  are connected by a *bijective* layout  $\ell$ .

Here we walkthrough Figure 6 to demonstrate how relations propagate in the constructed e-graph. The top row is the baseline graph (yellow), the middle row the distributed graph (blue), and the bottom row the derived relations. It starts with the sharded relation between  $A$  and  $A'$  as well as  $B$  and  $B'$ . Because the contracted dimension is sharded, Table 1’s partial-from-reduction rule fires, and produces a partial relation  $P(n)$ , where  $n$  stands for the number of cores. The tool symbolizes the shape of tensors to be  $(i, j)$  and  $(i', j')$ . Next, baseline applies transpose then reshape; the distributed side performs the dual sequence plus allreduce. We align the two paths by inferring a bijective layout (we explain in more

**Table 1.** A subset of Datalog-style analysis rules for partition and layout analysis following the syntax in Figure 7. We additionally use  $x \rightsquigarrow w$  to mean the sequence of layout transformations. In the actual implementation of SCALIFY, many rules are polymorphic over operator types.

Rule	Type
$\text{sharded}(\text{elem\_op}(x), \text{elem\_op}'(x'), d, c) \leftarrow \text{sharded}(x, x', d, c), \text{elem\_op}(x), \text{elem\_op}'(x')$	Partition
$\text{partial}(z, z', c, \text{add}) \leftarrow \text{sharded}(x, x', d, c), \text{sharded}(y, y', d, c), z = \text{dot}(x, y), z' = \text{dot}'(x', y')$	Partition + Layout
$\text{sharded}(z, z', d, c), \text{layout}(z, z', \ell', c), \ell' = \text{BIJECTION\_INFERENCE}(\ell, x \rightsquigarrow w, x' \rightsquigarrow w')$ $\leftarrow \text{layout}(x, x', \ell, c), \text{sharded}(y, y', d, c), z = \text{dot}(w, y), z' = \text{dot}'(w', y')$	Layout
$\text{layout}(z, x', \ell \circ \text{transpose}(\pi), c) \leftarrow \text{layout}(x, x', \ell, c), z = \text{transpose}(x, \pi)$	Layout
$\text{layout}(x, z', \text{reshape}(x'.\text{shape}) \circ \ell, c) \leftarrow \text{layout}(x, x', \ell, c), z' = \text{reshape}(x', s')$	Layout
$\text{layout}(p, q', \ell', c), \ell' = \text{BIJECTION\_INFERENCE}(\ell, x \rightsquigarrow p, z' \rightsquigarrow q')$ $\leftarrow \text{layout}(x, x', \ell, c), z' = \text{all-reduce}'(x', c, \text{add}), \text{partial}(x, x', c, \text{add})$	Partition + Layout
$\text{layout}(p, q', \ell', c), \ell' = \text{BIJECTION\_INFERENCE}(\ell, x \rightsquigarrow p, z' \rightsquigarrow q')$ $\leftarrow \text{layout}(x, x', \ell, c), z' = \text{reduce-scatter}'(x', d, c, \text{add}), \text{partial}(x, x', c, \text{add-concat})$	Partition + Layout
$\text{duplicate}(x, x', c) \leftarrow \text{sharded}(x, x', d, c), \text{all-gather}'(x', d, c)$	Partition
$\text{duplicate}(x, z', c) \leftarrow \text{layout}(x, x', \ell, c), z' = \text{apply\_layout}'(x', \ell)$	Layout
$\text{partial}(z, z', c, \text{max}) \leftarrow \text{sharded}(x, x', d, c), z = \text{max\_reduce}(x, d), z' = \text{max\_reduce}'(x', d)$	Partition + Layout
$\text{slice}(z, z', r, b, d, j, l) \leftarrow \text{sharded}(x, x', d, c), z = \text{slice}(x, d, j, l), z' = \text{slice}(x', d, k, l), \text{rank}(z') = r, k = rl$	Slicing
$\text{loop\_red\_B}(\text{add}, d, x, \emptyset, b) \leftarrow \text{slice}(x, x', r, b, d, 0, l)$	Slicing + Unroll
$\text{loop\_red\_B}(\text{add}, d, z, xs \cup \{x_1\}, b) \leftarrow z = \text{add}(x, x_1), \text{loop\_red\_B}(\text{add}, d, x, xs, b), \text{slice}(x_1, x'_1, r, b, d, k, l)$	Slicing + Unroll
$\text{loop\_red\_D}(\text{add}, d, x', \emptyset, b, r) \leftarrow \text{slice}(x, x', r, b, d, 0, l)$	Slicing + Unroll
$\text{loop\_red\_D}(\text{add}, d, z', xs \cup \{x'_1\}, b, r) \leftarrow z' = \text{add}(x', x'_1), \text{loop\_red\_D}(\text{add}, d, x', xs, b), \text{slice}(x_1, x'_1, r, b, d, k, l)$	Slicing + Unroll
$\text{loop\_red\_D}(\text{add}, d, z', \bigcup_r xs_r, b) \leftarrow z' = \text{all-reduce}'(x', c, \text{add}), \forall r. \text{loop\_red\_D}(\text{add}, d, x', xs_r, b, r)$	Unroll
$\text{duplicate}(z, z', c) \leftarrow \text{loop\_red\_B}(\text{add}, d, z, xs, b), \text{loop\_red\_D}(\text{add}, d, z', xs, b, r), b = \text{cat}((xs_1, \dots, xs_n), \text{dim} = d)$	Unroll



**Figure 8.** A computation graph with fine-grained slicing and unroll loop analysis.

details in Section 5.2.3), which yields an axis correspondence  $(i'_2, i'_1, j') \leftrightarrow (j, i_1, i_2)$ . The allreduce node eliminates the partial relation and restores a normal tensor relation according to the collective discharge rule. The subsequent steps repeat similar patterns. The final layout step plus collective yields a duplicate output whose axes are aligned (rightmost column).

**Fine-grained slicing.** Some parallelization strategies introduce slicing patterns that cannot be fully captured by partition analysis. For these fine-grained slicing operations, SCALIFY utilizes slice relations to relate specific distributed tensors to the single-device versions. This case arises when simply concatenating the distributed slices reconstructs the baseline

tensor. For example, Figure 8 illustrates how fine-grained slicing produces equally sized sub-tensors whose equivalence must be inferred explicitly (tensor  $A_1$  is equivalent to tensor  $A'_1$  is also equivalent to tensor  $A_3$  at different devices). Slice analysis can be viewed as a special case of partition analysis, extending it to finer levels of granularity.

**Unroll loop analysis.** Some distributed parallelization strategies unroll recursive element-wise operations into loops, thus it would require an unbounded set of rules if hard-coding the operator count. To address this, SCALIFY introduces *reduce relations*, which relate a distributed tensor to the collection of partial tensors produced in the baseline graph. As illustrated in Figure 8, although tensors  $B'_1$  and  $B_1$  share the same shape, they are not equivalent. Instead,  $B'_1$  corresponds to the reduction of multiple baseline tensors ( $B_1$ – $B_3$ ). By representing these equivalences as reduce relations, SCALIFY can correctly reason about unrolled loops and recursive elementwise computations.

**5.2.3 Extending Relation Propagation with Bijection Inference.** The propagation of layout relations becomes especially challenging when both graphs are consumed by different reshape-transpose sequences. For example, relating  $\text{reshape}(\text{transpose}(x))$  with  $\text{transpose}(y)$  is difficult if SCALIFY uses relation propagation because the structure between them is different. Encoding rules to relate different and equivalent layout transformations is infeasible due to the huge number of possible layout transformations. SCALIFY resolves this issue by inferring a bijection that relates two different

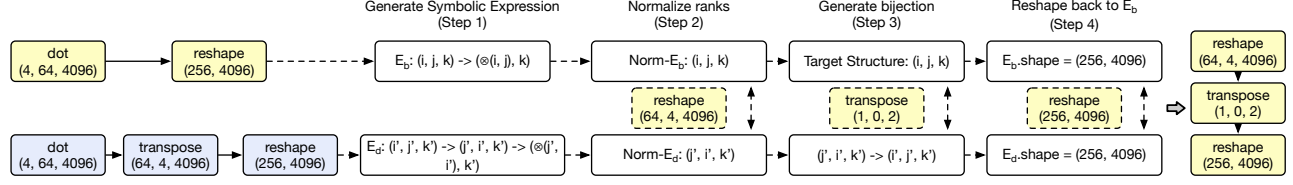


Figure 9. The bijection inference process described in Algorithm 2.

layout transformations with each other. SCALIFY aims to relate two layout transformations because many optimization techniques encode different layout transformations, and ensuring the equivalence of them is crucial to maintain correctness. The bijection inference checks whether the different layout transformations are indeed equivalent to each other. If not, SCALIFY generates a concrete sequence of reshape-transpose sequence that converts the layout of the distributed tensor to be equivalent to the baseline tensor, and SCALIFY checks whether this bijection is defined later in the computation graphs.

**Inference algorithm.** Algorithm 2 shows how SCALIFY calculates the bijection between different layout transformations. We model each path’s layout sequence as symbolic axis expressions  $E_b$  and  $E_d$  (Step 1). As shown in Figure 9, SCALIFY symbolizes shapes (4, 64, 4096) as  $(i, j, k)$ , changing it to  $(\otimes(i, j), k)$  when consumed by reshape to reflect the merging of axes. SCALIFY normalizes the ranks so that they have the same rank by merging or splitting (Step 2). SCALIFY then computes the permutation between  $\hat{E}_d$  and  $\hat{E}_b$  by finding index  $j$  in  $\hat{E}_d$  such that it is structurally equal to index  $i$  in  $\hat{E}_b$  (Step 3). SCALIFY converts the distributed axes map  $(j', i', k')$  into  $(i', j', k')$  because it has the same structure as the baseline axes map  $(i, j, k)$ . The generated permutation indices is (1, 0, 2), which is represented as a transpose operation. Finally, SCALIFY constructs the final operation sequence in Step 4. SCALIFY adds a final reshape operation to  $Ops$  so that  $E_b$  has same shape as  $E_d$ .  $E_d$  is reshaped to (256, 4096) so that it has same shape as  $E_b$ . The generated bijection is [reshape(64, 4, 4096), transpose(1, 0, 2), reshape(256, 4096)]. SCALIFY checks whether this bijection makes the distributed layout sequence equivalent to the baseline version. If not, SCALIFY returns None.

SCALIFY limits symbolic execution to structurally different layout transformations, unlike TrainVerify [58] which applies it to entire graphs. This narrower scope avoids unnecessary heavy reasoning for operators that don’t require it.

**Scope assumptions.** The numerous equivalent and different sequence layout transformations make it computationally challenging to infer a bijection mapping that converts one sequence into another. SCALIFY limits the scope of the algorithm to reshape operations that merges or split dimensions within a tensor. This is because we find that many production-grade ML frameworks reshape the tensors on a grouping mechanism. Figure 6 has several examples where the reshape operation

### Algorithm 2: Inferring bijection mapping

**Input:**  $\ell$ : existing layout relation between baseline tensor  $b$  and distributed tensor  $d$ ;

$S_b$ : list of layout ops on baseline path;

$S_d$ : list of layout ops on distributed path.

**Output:** A bijection  $(s_1, p, s_2)$  that maps  $d$  to  $b$ , or  $\perp$  if no bijection exists.

// Step 1: Generate symbolic expression and mapping between symbolic axes of  $b$  and  $d$

$M \leftarrow \text{ExtractAxisMap}(\ell, b.shape, d.shape)$ ,  $E_b \leftarrow \text{GenExp}(S_b)$ ,  
 $E_d \leftarrow \text{GenExp}(S_d)$

// Step 2: Rank normalization

$(\hat{E}_b, \hat{E}_d, impossible) \leftarrow \text{NormalizeRank}(E_b, E_d)$

**if impossible then return**  $\perp$ ;

// Step 3: Find permutation bijection

$p \leftarrow$  an empty permutation of length  $\text{rank}(\hat{E}_b)$

**for**  $i \leftarrow 0$  **to**  $\text{rank}(\hat{E}_b) - 1$  **do**

    find  $j$  such that  $\hat{E}_d[j]$  is equal to  $\hat{E}_b[i]$  under  $M$

**if no such  $j$  or  $j$  reused then return**  $\perp$ ;

$p[i] \leftarrow j$

// Step 4: Construct the operation sequence

$Ops \leftarrow []$

**if**  $\hat{E}_d \neq E_d \vee \text{rank}(\hat{E}_d) \neq \text{rank}(\hat{E}_b)$  **then**

    append reshape  $(\cdot \rightarrow \text{shape}_{normalized})$  to  $Ops$

append transpose  $(p)$  to  $Ops$

**if**  $\hat{E}_d.shape \neq E_b.shape$  **then**

    append reshape  $(\cdot \rightarrow E_b.shape)$  to  $Ops$

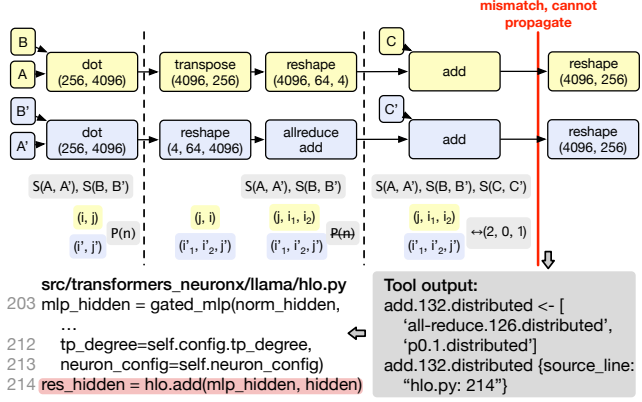
**return**  $Ops$

is either a splitting or merging of dimensions (e.g., reshape from (256, 4096) to (64, 4, 4096)).

### 5.3 Postprocessing: Localizing Code Bugs based on E-Graph Discrepancies

Our tool should not only give the binary result (verified/unverified) but also aid developers in locating the bugs. To facilitate this, SCALIFY instruments the ML compiler using the tool logging API to capture source-level debugging information during graph generation. SCALIFY stores metadata and associates source AST nodes with IR graph nodes when constructing the IR graphs from the source code. Each IR graph node is extended with a unique identifier, which points to the source file, function, and line number, e.g., {source line: “flash\_decoding.py:42”, expr: “hlo.exp(...)”}, which is preserved at nodes when converting IR graphs to e-graphs.





**Figure 10.** Upper graph is the oracle and bottom graph is the buggy graph. The layout relation does not propagate because the bijections of the inputs of add are not the same.

During the rewrite process, SCALIFY checks whether the node SCALIFY rewrites belongs to a relation or not, and stores each node into two categories: verified and unverified. Generating a list of unverified nodes is not helpful since in non-equivalent graphs, the list of unverified nodes can be numerous, and the source of the issue is not the unverified node. When SCALIFY detects non-equivalence, SCALIFY goes through every unverified node and checks whether the inputs of that node is verified or not. SCALIFY generates unverified nodes where the inputs are verified, also with the corresponding source line and file number.

**Example.** As shown in Figure 10, the buggy add operators are unverified because their input layout relations mismatch: the reshape and allreduce add align via  $[transpose(2, 0, 1), reshape(4096, 64, 4)]$ , while tensors  $C$  and  $C'$  align via a different transpose  $(2, 1, 0)$ . This mismatch prevents SCALIFY from reasoning about the add nodes. SCALIFY then reports these unverified add nodes and their consumers, highlighting verified inputs and revealing that the true issue originates from the `mlp_hidden` variable after its reshape. Thus, the add node is pinpointed as the root of the discrepancy: its inputs are verified, but the node itself fails to align.

## 6 Implementation

We implement SCALIFY primarily in Python with approximately 9k SLOC, of which about 6.5K LOC are devoted to manually encoding 25 meta rules across different forms of parallelism (e.g., tensor, expert) and supporting the corresponding IR graph operators. We found the defined rules highly reusable across different semantic types. Once the framework and the basic rule set are in place, adding rule support for new parallelism techniques requires only modest effort. For example, we added 2 rules to enable sequence parallelism, which are implemented in 30 LOC.

The core layout-equivalence reasoning is powered by eglog, which we integrate as the e-graph engine for tensor

relation resolution. SCALIFY is built on top of PyTorch XLA to operate directly on the intermediate representation of ML models. Our prototype targets AWS Transformers NeuronX [27] and NeuronX Distributed [24] from the AWS Neuron SDK, though the core algorithms are framework-agnostic and could be ported to other IR-based systems (e.g., TensorFlow XLA, Megatron-LM) with moderate effort.

## 7 Evaluation

We answer these questions in our evaluation: (1) Does SCALIFY support real-world large ML models (§7.1)? (2) Does SCALIFY scale well as the size of models increases (§7.2)? (3) Does SCALIFY detect any bugs in the real-world systems and what categories of bugs does SCALIFY cover (§7.3)?

### 7.1 Verifying Large Real-world Models

**Setup.** The graphs are generated using the XLA compiler on AWS Trainium machines with 32 Neuron cores (Transformers NeuronX, version 0.12.313). Verification is performed on a 6-core AMD Ryzen 5 5600U CPU with 16 GB RAM. Note that our evaluation is conducted on inference graphs generated by NeuronX. This choice is due to current framework support, not a limitation of SCALIFY itself.

We evaluate our tool on two popular LLMs: Llama-3, representing dense models, and Mixtral, representing Mixture-of-Experts (MoE) architectures. We run the models with the parallelization pipelines commonly used by developers, including tensor parallelism. For Llama-3, we additionally verify equivalence under flash decoding and sequence parallelism, while for Mixtral we check expert parallelism implemented with recursive loops. In total, our evaluation covers four parallelism techniques. All generated graphs are executed on 32 Neuron cores, the largest configuration supported by NeuronX.

**Table 2.** Evaluated real-world large models.

Exp. ID	Model	Layers	Verification time
L1	Llama-3.1-8B	32	48s
L2	Llama-3.1-70B	80	1m 40s
L3	Llama-3.1-405B	126	2m 37s
M1	Mixtral-8x7B	32	1m 52s
M2	Mixtral-8x22B	56	3m 1s

**Results.** We show the results in Table 2. All verification completes within a few minutes on a commodity machine, showing the practicality of our tool. SCALIFY takes longer time for Mixtral compared to Llama-3.1 since Mixtral models have more nodes and more fine-grained analysis (unroll loop of recursive add operations for expert parallelism). Unlike TrainVerify [58], which reasons at the per-element level across devices and takes days even for Llama-3.1-405B, SCALIFY reasons over distributed tensors as sharded entities, yielding orders-of-magnitude faster runtimes.

## 7.2 Scalability

We evaluate the performance of SCALIFY against 5 groups of parallelization and model configurations. The base model is the Llama-3.1-8B and the distributed graph is run across 32 neuron cores on AWS trainium machines. Table 3 represents the control variable and inference configurations for each group. The graphs are generated from Transformers NeuronX.

**Table 3.** Configurations for scalability experiments.

Group	Controlled Variable	seqlen	bs	layers	tp	heads
a	sequence length	*	4	32	32	32
b	batch size	64	*	32	32	32
c	layers	64	4	*	32	32
d	tensor parallelism	64	4	32	*	32
e	heads	64	4	32	32	*

**Constant relationship to tensor shapes.** Shown in Figure 11a, 11b and 11e, the verification time is the same regardless of the size of the input tensor shapes. This is because SCALIFY operates on the computation graph level, where the size of the expression stays the same regardless of the tensor shape.

**Constant relationship to parallelization degree.** Shown in Figure 11d, the verification time of SCALIFY is constant to the complexity of the parallelization since the size of the generated computation graph is the same regardless of the number of cores used to run the ML pipeline. The additional communication nodes introduced through these parallelization has a negligible effect to the total verification time.

**Linear relationship to number of layers.** Shown in Figure 11c, increasing model layers causes the operators to be added sequentially, which causes the verification time of SCALIFY to increase. The additional time is introduced due to the partitioning of graph into multiple subgraphs.

**Graph partitioning and layer memoization verification.** We demonstrate the benefit of layer memoization by comparing it against sequential graph partitioning and parallel rewrite with graph partitioning as shown in Figure 12. We run the experiments on Llama-3.1-8B model with TP degree of 32 and 32 layers. We tried running the tool against the base Llama-3.1-8B model without graph partitioning and our tool fails to rewrite the entire model due to insufficient resources.

## 7.3 Bugs Detection

First, we categorize classes of silent errors into the following categories that can be detected by SCALIFY.

1. **Incorrect distributed operation:** Using the wrong communication primitive (*e.g.*, an unnecessary all-reduce).
2. **Incorrect distributed configuration:** Incorrect device assignment even when the operator itself is correct (*e.g.*, reducing on only part of the cores).
3. **Inconsistent tensor precision:** Single-device and distributed pipelines use different precisions.
4. **Incorrect axis splitting:** Reshape operations split tensors incorrectly, breaking sharding relations.

5. **Incorrect layout optimization:** An invalid sequence of layout transformations compared to the oracle.

Categories 1-4 are covered by SCALIFY’s partition and layout analysis, which focuses on propagating relations through intermediate tensors whenever the tensors match the rules defined in Table 1. Category 5 is eliminated through SCALIFY’s bijection inference.

**Table 4.** Reproduced old bugs detected by SCALIFY. ➡: pinpoint the faulty instr. \*: pinpoint the faulty function or data structure. n/a: not applicable (undetected).

Bug ID	Bug description	Issue links	Loc.
Bug#1	Incorrect layout optimization	[18]	*
Bug#2	Incorrect all-to-all layout	[3]	➡
Bug#3-6	Missing all-reduce	[5, 8, 10, 11]	*
Bug#7-8	Missing normalization	[6, 7]	*
Bug#9-12	Redundant all-reduce	[4, 13-15]	➡
Bug#13-16	Incorrect distributed replica groups	[2, 9, 12, 16]	➡
Bug#17	Inconsistent precision	[1]	➡
Bug#18	Incorrect KV cache slicing	[19]	n/a
Bug#19	Incorrect logits layout	[17]	n/a

**Setup.** We evaluate SCALIFY on incorrect distributed computation graphs by reproducing 19 real-world bug cases across diverse ML systems, re-implemented in Transformers NeuronX. These bugs represent real-world silent errors that are frequently encountered. We use the Llama-3.1-8B model as workloads with TP degree of 32.

**Finding reproduced old bugs.** The result is shown in Table 4. 17 out of 19 reproduced bugs are detected by SCALIFY under one minute. Besides detection, we also show how the output pinpoints the bug in the source code. We already showed Bug#1 in Figure 10 and explained in §5.3. For Bug#3-8, SCALIFY pinpoints the faulty function but not the missing operation required. For instance, in missing all-reduce bugs, SCALIFY flags add operators which consumes partial and sharded tensors (`hlo.add(mlp_hidden, hidden)`) because the input tensors have different relations. Bug#18-19 cannot be detected by SCALIFY since the bug manifests outside of the graph compilation phase.

**Table 5.** New bugs exposed by SCALIFY. ➡: pinpoint the faulty instr. \*: pinpoint the faulty function or data structure.

Bug ID	Bug description	Framework	Loc.
Bug#1	Incorrect layout optimization	TNx [27]	*
Bug#2	Wrong all-to-all transformation	TNx [27]	➡
Bug#3	Wrong sharding of tensors	TNx [27]	➡
Bug#4	Wrong precision ordering	NxD [24]	*
Bug#5	Wrong operation ordering	NxD [24]	*

**Exposing new bugs.** During our evaluation, SCALIFY successfully uncovered five previously unknown bugs in the Amazon SDK. All of them cause severe incorrectness issues. For Bug #1, SCALIFY localized the fault to layout optimization rather than the intermediate reshape-transpose sequence, which it treats as verified states. For Bugs #2-3, SCALIFY

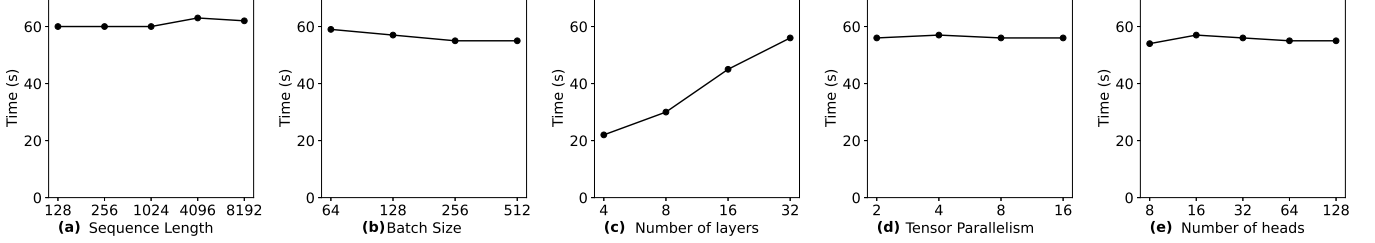


Figure 11. SCALIFY’s performance when checking the equivalence for different configurations.

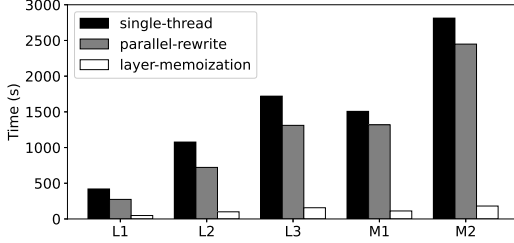


Figure 12. Verification time based on scaling techniques.

pinpointed incorrect reshape operators in all-to-all transformations and tensor sharding, where reshapes failed to produce semantically equivalent tensors. For Bugs #4–5, SCALIFY identified the faulty functions but not the root cause; for example, Bug #4 was localized to positional rotary embedding calculations, where inconsistent precision stemmed from the compiler rather than the PyTorch function itself. We have submitted these bugs as well as reproducing scripts to developers.

## 8 Limitations and Future Work

First, SCALIFY focuses on the verification of computational graphs. Bugs that do not manifest at graph IR level (scheduling bugs (*e.g.*, data races in distributed pipelines) or runtime errors that occur before graph compilation) may still occur even when the computational graph is correct. Second, even only considering verification of computational graphs, SCALIFY is sound (*i.e.*, it guarantees the correctness of computational graphs that can be verified), but not complete (*i.e.*, it offers no guarantee on verifying all correct computational graphs). Third, SCALIFY supports popular parallelism techniques such as tensor parallelism and flash decoding, meanwhile it requires additional effort to extend support to more finer-grained patterns (*e.g.*, context/pipeline parallelism), which has more complex inter-device communication and runtime semantics. Additionally, we demonstrate SCALIFY on inference graphs because our current toolchain exports inference IRs. The techniques themselves are agnostic to training vs. inference. Finally, SCALIFY pinpoints the lines where discrepancies arise but may not reveal the root cause, leaving manual diagnosis to developers—a step we aim to assist with LLMs.

## 9 Related Work

**ML workflow reliability.** Many works [31, 47, 60, 74, 78] propose runtime recovery strategies to ensure ML workflows reliable. However, most of them focus on visible failures like crashes or hangs and are vulnerable to subtle errors. This work focuses on exposing silent errors inspired by related study in distributed systems [41, 45, 56, 57, 67, 82].

**Equivalence checking.** Checking semantic equivalence between programs [44, 61, 62, 66, 77] has long been an important research topic. Equality saturation [72, 86], widely used for program optimization, has recently been extended to machine learning [39, 42, 65]. PolyJuice [88] generates equivalent but syntactically different graphs with equality saturation to find mis-compilation bugs. We check equivalence of two existing graphs, and face distinct challenges.

Recent works [38, 58] propose to verify ML computation graphs with SMT solvers. TrainVerify [58] targets the same goal of verifying ML graph equivalence but discharges proofs to SMT, ultimately relying on costly reasoning plus operator-specific reductions. It further assumes tensor lineage between logical and parallel graphs and offers limited localization when proofs fail. Our e-graph approach performs scalable equivalence checking and yields precise bug localization.

**Graph rewriting.** Optimizing ML performance through computational graph rewriting [43, 65, 80, 84] has gained significant attention in recent years. TASO [48] automates graph substitutions by leveraging formally verified operator specifications. Alpa [87] optimizes computation graphs by automatically generating parallel execution plans at both the inter- and intra-operator levels. While their primary focus is performance optimization, these works ensure correctness by enforcing equivalence between transformations.

**ML framework testing.** It is known that machine learning frameworks are error-prone to bugs due to their complexity. Researchers conduct bug studies [40, 69, 71] and propose testing techniques for deep learning libraries [50, 63, 75, 81] and compilers [55, 79, 88]. NNSmith [53] generates diverse DNN test models and uses differential testing to identify bugs. Meanwhile, testing cannot eliminate all bugs and issues still escape from checking. SCALIFY aims to capture those missing issues before they manifest at runtime.

**Verified compilers.** Compiler verification has been a promising direction to ensure the correctness of compiled

tensor programs. There have been efforts verifying the soundness of rewrite rules in ATL [54], XLA [30] and Halide compiler [36]. Our approach is complementary to their efforts by verifying at generated IR graph level.

## 10 Conclusion

We presented SCALIFY, a lightweight verifier that checks semantic equivalence between baseline and distributed IR graphs using e-graph rewriting, relation propagation, and symbolic bijection inference. On Llama-3.1 and Mixtral variants, SCALIFY validates full graphs in minutes on a commodity machine, detects 17 out of 19 historical bugs, and uncovers 5 new ones. Our results suggest computational graph verification is practical for large machine learning models.

## References

- [1] [n.d.]. deepspeed-2071: [BUG] FP16 used for all reduce even if BFLOAT16 is enabled. <https://github.com/deepspeedai/DeepSpeed/issues/2071>.
- [2] [n.d.]. deepspeed-5618: [BUG] ZeRO optimizer with MoE Expert Parallelism. <https://github.com/deepspeedai/DeepSpeed/issues/5618>.
- [3] [n.d.]. deepspeed-5808: [BUG] sequence parallel altoall with batch size > 1. <https://github.com/deepspeedai/DeepSpeed/issues/5808>.
- [4] [n.d.]. deepspeed-6714: [BUG] pipeline parallelism+fp16+moe isn't working. <https://github.com/deepspeedai/DeepSpeed/issues/6714>.
- [5] [n.d.]. deepspeed-7188: [BUG] when use overlap\_comm:True with contiguous\_gradients:True, grad\_norm is NaN. <https://github.com/deepspeedai/DeepSpeed/issues/7188>.
- [6] [n.d.]. megatronlm-1611: [BUG] MLA is computed in a different order compared to the og impl. <https://github.com/NVIDIA/Megatron-LM/issues/1611>.
- [7] [n.d.]. megatronlm-1620: [BUG] Problem with calculation of self.q\_layernorm in kv\_up\_proj\_and\_rope\_apply. <https://github.com/NVIDIA/Megatron-LM/issues/1620>.
- [8] [n.d.]. megatronlm-1699: [BUG] [MLA] k\_pos\_emb in MLA is not reduced across TP ranks if linear\_kv\_down\_proj is ColumnParallelLinear. <https://github.com/NVIDIA/Megatron-LM/issues/1699>.
- [9] [n.d.]. megatronlm-32bbb76: Fix bug in distopt allgatherers with interleaved pipeline parallelism Only first few param all-gathers were being aligned across pipeline parallel ranks. <https://github.com/NVIDIA/Megatron-LM/commit/32bbb76d5767fdbf8dc60d4ef07d103cef8aca02>.
- [10] [n.d.]. megatronlm-599: [BUG] SwitchMLP router weights are not synchronized within the tensor parallelism group. <https://github.com/NVIDIA/Megatron-LM/issues/599>.
- [11] [n.d.]. megatronlm-5ffdfc: LinearWithFrozenWeight backward fix when TP > 1. <https://github.com/NVIDIA/Megatron-LM/commit/5ffdfc737f14297bc3781dfc9e273199d1df52e>.
- [12] [n.d.]. nemo-5564: Fix all gather while writing to a file during T5 finetuning. <https://github.com/NVIDIA/NeMo/pull/5564>.
- [13] [n.d.]. nemo-8487: LoRA training with FSDP has spike in train loss. <https://github.com/NVIDIA/NeMo/issues/8487>.
- [14] [n.d.]. nemo-9344: Skip sequence\_parallel allreduce when using Mcore DistOpt. <https://github.com/NVIDIA/NeMo/pull/9344>.
- [15] [n.d.]. transformerengine-3: Add checks for tensor parallel use case to ensure all-reduce is called only when necessary. <https://github.com/NVIDIA/TransformerEngine/pull/3>.
- [16] [n.d.]. transformerengine-335: [Bug] scale\_inv may be not synchronized in TP group. <https://github.com/NVIDIA/TransformerEngine/issues/335>.
- [17] [n.d.]. transformersneuronx-0c646b0 : [GPT2]Fix layout changes. <https://github.com/aws-neuron/transformers-neuronx/commit/0c646b02ad36a82bcc13633523de09eb6ed92072>.
- [18] [n.d.]. transformersneuronx-69d039d: [attention] Fixed B & S transpose issue in BSH attention output. <https://github.com/aws-neuron/transformers-neuronx/commit/69d039dc06cf9c1bafde2d637ab1dcf689c3e35b>.
- [19] [n.d.]. transformersneuronx-e2f5241 : slice the kv cache correctly when using sos. <https://github.com/aws-neuron/transformers-neuronx/commit/e2f524114f9536541fb886f5509ff7cda2a36ce5>.
- [20] 2021. Manual Optimization does not synchronize gradients in DDP. <https://github.com/Lightning-AI/pytorch-lightning/issues/9237>.
- [21] 2023. [Bug] Gradients not synchronized. <https://github.com/kohya-ss/sd-scripts/issues/924>.
- [22] 2023. DDP: moving model to CPU and back to GPU breaks gradient synchronization. <https://github.com/pytorch/pytorch/issues/104336>.
- [23] Accessed 2025. CUDA Toolkit. <https://developer.nvidia.com/cuda-toolkit>.
- [24] Accessed 2025. NeuronX Distributed (NxD). <https://awsdocs-neuron.readthedocs-hosted.com/en/latest/libraries/neuronx-distributed/index.html>.
- [25] Accessed 2025. PyTorch. <https://pytorch.org/>.
- [26] Accessed 2025. TensorFlow: An end-to-end platform for machine learning. <https://www.tensorflow.org/>.
- [27] Accessed 2025. Transformers Neuron. <https://github.com/aws-neuron/transformers-neuronx>.
- [28] Accessed 2025. XLA (Accelerated Linear Algebra). <https://openxla.org/xla>.
- [29] Saurabh Agarwal, Chengpo Yan, Ziyi Zhang, and Shivaram Venkataraman. 2023. Bagpipe: Accelerating Deep Recommendation Model Training. In *Proceedings of the 29th Symposium on Operating Systems Principles (Koblenz, Germany) (SOSP '23)*. Association for Computing Machinery, New York, NY, USA, 348–363. <https://doi.org/10.1145/3600006.3613142>
- [30] Jai Arora, Sirui Lu, Devansh Jain, Tianfan Xu, Farzin Houshmand, Phitchaya Mangpo Phothilimthana, Mohsen Lesani, Praveen Narayanan, Karthik Srinivasa Murthy, Rastislav Bodik, Amit Sabne, and Charith Mendis. 2025. TensorRight: Automated Verification of Tensor Graph Rewrites. *Proc. ACM Program. Lang.* 9, POPL, Article 29 (Jan. 2025), 32 pages. <https://doi.org/10.1145/3704865>
- [31] Sanjith Athlur, Nitika Saran, Muthian Sivathanu, Ramachandran Ramjee, and Nipun Kwatra. 2022. Varuna: scalable, low-cost training of massive deep learning models. In *Proceedings of the Seventeenth European Conference on Computer Systems (Rennes, France) (EuroSys '22)*. Association for Computing Machinery, New York, NY, USA, 472–487. <https://doi.org/10.1145/3492321.3519584>
- [32] Tom B. Brown, Benjamin Mann, Nick Ryder, Melanie Subbiah, Jared Kaplan, Prafulla Dhariwal, Arvind Neelakantan, Pranav Shyam, Girish Sastry, Amanda Askell, Sandhini Agarwal, Ariel Herbert-Voss, Gretchen Krueger, Tom Henighan, Rewon Child, Aditya Ramesh, Daniel M. Ziegler, Jeffrey Wu, Clemens Winter, Christopher Hesse, Mark Chen, Eric Sigler, Mateusz Litwin, Scott Gray, Benjamin Chess, Jack Clark, Christopher Berner, Sam McCandlish, Alec Radford, Ilya Sutskever, and Dario Amodei. 2020. Language models are few-shot learners. In *Proceedings of the 34th International Conference on Neural Information Processing Systems (Vancouver, BC, Canada) (NIPS '20)*. Curran Associates Inc., Red Hook, NY, USA, Article 159, 25 pages.
- [33] Tianqi Chen, Thierry Moreau, Ziheng Jiang, Lianmin Zheng, Eddie Yan, Haichen Shen, Meghan Cowan, Leyuan Wang, Yuwei Hu, Luis Ceze, Carlos Guestrin, and Arvind Krishnamurthy. 2018. TVM: An Automated End-to-End Optimizing Compiler for Deep Learning. In *13th USENIX Symposium on Operating Systems Design and Implementation (OSDI 18)*. USENIX Association, Carlsbad, CA, 578–594. <https://www.usenix.org/conference/osdi18/presentation/chen>



- [34] Arnab Choudhury, Yang Wang, Tuomas Pelkonen, Kutta Srinivasan, Abha Jain, Shenghao Lin, Delia David, Siavash Soleimanifard, Michael Chen, Abhishek Yadav, Ritesh Tijoriwala, Denis Samoylov, and Chunqiang Tang. 2024. MAST: Global Scheduling of ML Training across Geo-Distributed Datacenters at Hyperscale. In *18th USENIX Symposium on Operating Systems Design and Implementation (OSDI '24)*. USENIX Association, Santa Clara, CA, 563–580. <https://www.usenix.org/conference/osdi24/presentation/choudhury>
- [35] Sangeeta Chowdhary, Jay P. Lim, and Santosh Nagarakatte. 2020. Debugging and detecting numerical errors in computation with posits. In *Proceedings of the 41st ACM SIGPLAN Conference on Programming Language Design and Implementation* (London, UK) (*PLDI 2020*). Association for Computing Machinery, New York, NY, USA, 731–746. <https://doi.org/10.1145/3385412.3386004>
- [36] Basile Clément and Albert Cohen. 2022. End-to-end translation validation for the halide language. *Proc. ACM Program. Lang.* 6, OOPSLA1, Article 84 (April 2022), 30 pages. <https://doi.org/10.1145/3527328>
- [37] Yaoyao Ding, Cody Hao Yu, Bojian Zheng, Yizhi Liu, Yida Wang, and Gennady Pekhimenko. 2023. Hidet: Task-Mapping Programming Paradigm for Deep Learning Tensor Programs. In *Proceedings of the 28th ACM International Conference on Architectural Support for Programming Languages and Operating Systems, Volume 2* (Vancouver, BC, Canada) (*ASPLOS 2023*). Association for Computing Machinery, New York, NY, USA, 370–384. <https://doi.org/10.1145/3575693.3575702>
- [38] Charis Eleftheriadis, Nikolaos Kekatos, Panagiotis Katsaros, and Stavros Tripakis. 2022. On Neural Network Equivalence Checking using SMT Solvers. arXiv:2203.11629 [cs.AI] <https://arxiv.org/abs/2203.11629>
- [39] Cheng Fu, Hanxian Huang, Bram Wasti, Chris Cummins, Riyadh Baghdadi, Kim Hazelwood, Yuandong Tian, Jishen Zhao, and Hugh Leather. 2023. Q-gym: An Equality Saturation Framework for DNN Inference Exploiting Weight Repetition. In *Proceedings of the International Conference on Parallel Architectures and Compilation Techniques* (Chicago, Illinois) (*PACT '22*). Association for Computing Machinery, New York, NY, USA, 291–303. <https://doi.org/10.1145/3559009.3569673>
- [40] Hao Guan, Ying Xiao, Jiaying Li, Yepang Liu, and Guangdong Bai. 2023. A Comprehensive Study of Real-World Bugs in Machine Learning Model Optimization. In *Proceedings of the 45th International Conference on Software Engineering* (Melbourne, Victoria, Australia) (*ICSE '23*). IEEE Press, 147–158. <https://doi.org/10.1109/ICSE48619.2023.00024>
- [41] Haryadi S. Gunawi, Mingzhe Hao, Riza O. Suminto, Agung Laksono, Anang D. Satria, Jeffry Adityatama, and Kurnia J. Eliazar. 2016. Why Does the Cloud Stop Computing?: Lessons from Hundreds of Service Outages. In *Proceedings of the 7th ACM Symposium on Cloud Computing (SoCC)* (Santa Clara, CA, USA), 1–16. <https://doi.org/10.1145/2987550.2987583>
- [42] Jakob Hartmann, Guoliang He, and Eiko Yoneki. 2024. Optimizing Tensor Computation Graphs with Equality Saturation and Monte Carlo Tree Search. In *Proceedings of the 2024 International Conference on Parallel Architectures and Compilation Techniques* (Long Beach, CA, USA) (*PACT '24*). Association for Computing Machinery, New York, NY, USA, 40–52. <https://doi.org/10.1145/3656019.3689611>
- [43] Guoliang He, Zak Singh, and Eiko Yoneki. 2023. MCTS-GEB: Monte Carlo Tree Search is a Good E-graph Builder. In *Proceedings of the 3rd Workshop on Machine Learning and Systems* (Rome, Italy) (*EuroMLSys '23*). Association for Computing Machinery, New York, NY, USA, 26–33. <https://doi.org/10.1145/3578356.3592577>
- [44] Yann Herklotz, James D. Pollard, Nadesh Ramanathan, and John Wickerson. 2021. Formal verification of high-level synthesis. *Proc. ACM Program. Lang.* 5, OOPSLA, Article 117 (Oct. 2021), 30 pages. <https://doi.org/10.1145/3485494>
- [45] Peng Huang, Chuanxiong Guo, Lidong Zhou, Jacob R. Lorch, Yingnong Dang, Murali Chintalapati, and Randolph Yao. 2017. Gray Failure: The Achilles' Heel of Cloud-Scale Systems. In *Proceedings of the 16th Workshop on Hot Topics in Operating Systems (HotOS XVI)*. ACM, British Columbia, Canada, 7.
- [46] Yanping Huang, Youlong Cheng, Ankur Bapna, Orhan Firat, Mia Chen, Dehao Chen, HyoukJoong Lee, Jiquan Ngiam, Quoc V. Le, Yonghui Wu, and Zhifeng Chen. 2019. GPipe: Efficient Training of Giant Neural Networks using Pipeline Parallelism. <https://arxiv.org/pdf/1811.06965>
- [47] Jang, Zhenning Yang, Zhen Zhang, Xin Jin, and Mosharaf Chowdhury. [n.d.]. Resilient Distributed Training of Large Models Using Pipeline Templates (*SOSP '23*).
- [48] Zhihao Jia, Oded Padon, James Thomas, Todd Warszawski, Matei Zaharia, and Alex Aiken. 2019. TASO: optimizing deep learning computation with automatic generation of graph substitutions. In *Proceedings of the 27th ACM Symposium on Operating Systems Principles* (Huntsville, Ontario, Canada) (*SOSP '19*). Association for Computing Machinery, New York, NY, USA, 47–62. <https://doi.org/10.1145/3341301.3359630>
- [49] Zhihao Jia, James Thomas, Todd Warszawski, Mingyu Gao, Matei Zaharia, and Alex Aiken. 2019. Optimizing DNN computation with relaxed graph substitutions. *Proceedings of Machine Learning and Systems* 1 (2019), 27–39.
- [50] Yuxuan Jiang, Ziming Zhou, Boyu Xu, Beijie Liu, Runhui Xu, and Peng Huang. 2025. Training with Confidence: Catching Silent Errors in Deep Learning Training with Automated Proactive Checks. In *Proceedings of the 19th USENIX Symposium on Operating Systems Design and Implementation (OSDI '25)*. USENIX Association, Boston, MA, USA.
- [51] Wookeun Jung, Thanh Tuan Dao, and Jaemin Lee. 2021. DeepCuts: a deep learning optimization framework for versatile GPU workloads. In *Proceedings of the 42nd ACM SIGPLAN International Conference on Programming Language Design and Implementation* (Virtual, Canada) (*PLDI 2021*). Association for Computing Machinery, New York, NY, USA, 190–205. <https://doi.org/10.1145/3453483.3454038>
- [52] Salman Khan, Muzammal Naseer, Munawar Hayat, Syed Waqas Zamir, Fahad Shabbaz Khan, and Mubarak Shah. 2022. Transformers in vision: A survey. *ACM computing surveys (CSUR)* 54, 10s (2022), 1–41.
- [53] Liu, Jinkun Lin, Fabian Ruffy, Cheng Tan, Jinyang Li, Aurojit Panda, and Lingming Zhang. [n.d.]. Generating Diverse and Valid Test Cases for Deep Learning Compilers (*ASPLOS '23*).
- [54] Amanda Liu, Gilbert Bernstein, Adam Chlipala, and Jonathan Ragan-Kelley. 2024. A Verified Compiler for a Functional Tensor Language. *Proc. ACM Program. Lang.* 8, PLDI, Article 160 (June 2024), 23 pages. <https://doi.org/10.1145/3656390>
- [55] Jiawei Liu, Yuxiang Wei, Sen Yang, Yinlin Deng, and Lingming Zhang. 2022. Coverage-guided tensor compiler fuzzing with joint IR-pass mutation. *Proc. ACM Program. Lang.* 6, OOPSLA1, Article 73 (April 2022), 26 pages. <https://doi.org/10.1145/3527317>
- [56] Chang Lou, Yuzhuo Jing, and Peng Huang. 2022. Demystifying and Checking Silent Semantic Violations in Large Distributed Systems. In *Proceedings of the 16th USENIX Symposium on Operating Systems Design and Implementation (OSDI '22)*. USENIX Association, Carlsbad, CA, USA, 91–107. <https://www.usenix.org/conference/osdi22/presentation/lou-demystifying>
- [57] Chang Lou, Dimas Shidqi Parikesit, Yujin Huang, Zhewen Yang, Senapati Diwangkara, Yuzhuo Jing, Achmad Imam Kistijantoro, Ding Yuan, Suman Nath, and Peng Huang. 2025. Deriving Semantic Checkers from Tests to Detect Silent Failures in Production Distributed Systems. In *Proceedings of the 19th USENIX Symposium on Operating Systems Design and Implementation (OSDI '25)*. USENIX Association, Boston, MA, USA.
- [58] Yunchi Lu, Youshan Miao, Cheng Tan, Peng Huang, Yi Zhu, Xian Zhang, and Fan Yang. 2025. TrainVerify: Equivalence-Based Verification for Distributed LLM Training. *SOSP '25* (to appear). Preprint available at <https://arxiv.org/abs/2506.15961>.

- [59] Dongning Ma, Fred Lin, Alban Desmaison, Joel Coburn, Daniel Moore, Sriram Sankar, and Xun Jiao. 2024. Dr. DNA: Combating Silent Data Corruptions in Deep Learning using Distribution of Neuron Activations. In *Proceedings of the 29th ACM International Conference on Architectural Support for Programming Languages and Operating Systems, Volume 3* (La Jolla, CA, USA) (*ASPLOS '24*). Association for Computing Machinery, New York, NY, USA, 239–252. <https://doi.org/10.1145/3620666.3651349>
- [60] Jayashree Mohan, Amar Phanishayee, and Vijay Chidambaram. 2021. CheckFreq: Frequent, Fine-Grained DNN Checkpointing. In *19th USENIX Conference on File and Storage Technologies (FAST 21)*. USENIX Association, 203–216. <https://www.usenix.org/conference/fast21/presentation/mohan>
- [61] Chandrakana Nandi, Max Willsey, Amy Zhu, Yisu Remy Wang, Brett Saiki, Adam Anderson, Adriana Schulz, Dan Grossman, and Zachary Tatlock. 2021. Rewrite rule inference using equality saturation. *Proc. ACM Program. Lang.* 5, OOPSLA, Article 119 (Oct. 2021), 28 pages. <https://doi.org/10.1145/3485496>
- [62] Anjali Pal, Brett Saiki, Ryan Tjoo, Cynthia Richey, Amy Zhu, Oliver Flatt, Max Willsey, Zachary Tatlock, and Chandrakana Nandi. 2023. Equality Saturation Theory Exploration à la Carte. *Proc. ACM Program. Lang.* 7, OOPSLA2, Article 258 (Oct. 2023), 29 pages. <https://doi.org/10.1145/3622834>
- [63] Kexin Pei, Yinzhi Cao, Junfeng Yang, and Suman Jana. 2017. DeepXplore: Automated Whitebox Testing of Deep Learning Systems. In *Proceedings of the 26th Symposium on Operating Systems Principles* (Shanghai, China) (*SOSP '17*). Association for Computing Machinery, New York, NY, USA, 1–18. <https://doi.org/10.1145/3132747.3132785>
- [64] Hung Viet Pham, Thibaud Lutellier, Weizhen Qi, and Lin Tan. 2019. CRADLE: Cross-Backend Validation to Detect and Localize Bugs in Deep Learning Libraries. In *2019 IEEE/ACM 41st International Conference on Software Engineering (ICSE)*. 1027–1038. <https://doi.org/10.1109/ICSE.2019.00107>
- [65] Jacques Arnaud Pienaar, Mangpo Phothilimthana, Max Willsey, Remy Wang, Sudip Roy, and Yichen Yang. 2021. Equality Saturation for Tensor Graph Superoptimization. In *MLSys*.
- [66] Louis-Noël Pouchet, Emily Tucker, Niansong Zhang, Hongzheng Chen, Debjit Pal, Gabriel Rodríguez, and Zhiru Zhang. 2024. Formal Verification of Source-to-Source Transformations for HLS. In *Proceedings of the 2024 ACM/SIGDA International Symposium on Field Programmable Gate Arrays* (Monterey, CA, USA) (*FPGA '24*). Association for Computing Machinery, New York, NY, USA, 97–107. <https://doi.org/10.1145/3626202.3637563>
- [67] Yiming Qiu, Patrick Tser Jern Kon, Ryan Beckett, and Ang Chen. 2024. Unearthing Semantic Checks for Cloud Infrastructure-as-Code Programs. In *Proceedings of the ACM SIGOPS 30th Symposium on Operating Systems Principles* (Austin, TX, USA) (*SOSP '24*). Association for Computing Machinery, New York, NY, USA, 574–589. <https://doi.org/10.1145/3694715.3695974>
- [68] Meta AI Research. 2023. LLaMA 3.1: Enhanced Capabilities in Large Language Modeling. <https://ai.meta.com/llama>. Version 3.1.
- [69] Qingchao Shen, Haoyang Ma, Junjie Chen, Yongqiang Tian, Shing-Chi Cheung, and Xiang Chen. 2021. A comprehensive study of deep learning compiler bugs. In *Proceedings of the 29th ACM Joint Meeting on European Software Engineering Conference and Symposium on the Foundations of Software Engineering* (Athens, Greece) (*ESEC/FSE 2021*). Association for Computing Machinery, New York, NY, USA, 968–980. <https://doi.org/10.1145/3468264.3468591>
- [70] Mohammad Shoeybi, Mostafa Patwary, Raul Puri, Patrick LeGresley, Jared Casper, and Bryan Catanzaro. 2020. Megatron-LM: Training Multi-Billion Parameter Language Models Using Model Parallelism. *arXiv:1909.08053* [cs.CL]. <https://arxiv.org/abs/1909.08053>
- [71] Florian Tambon, Amin Nikanjam, Le An, Foutse Khomh, and Giuliano Antoniol. 2021. Silent Bugs in Deep Learning Frameworks: An Empirical Study of Keras and TensorFlow. *CoRR* abs/2112.13314 (2021). *arXiv:2112.13314* <https://arxiv.org/abs/2112.13314>
- [72] Tate, Michael Stepp, Zachary Tatlock, and Sorin Lerner. [n.d.]. Equality saturation: a new approach to optimization (*POPL '09*).
- [73] DeepSeek Team. 2023. DeepSeek v3: A Next-Generation Deep Learning Search Engine. <https://www.deepseek.ai>. Version 3.
- [74] John Thorpe, Pengzhan Zhao, Jonathan Eyolfson, Yifan Qiao, Zhihao Jia, Minjia Zhang, Ravi Netravali, and Guoqing Harry Xu. 2023. Bamboo: Making Preemptible Instances Resilient for Affordable Training of Large DNNs. In *20th USENIX Symposium on Networked Systems Design and Implementation (NSDI 23)*. USENIX Association, Boston, MA, 497–513. <https://www.usenix.org/conference/nsdi23/presentation/thorpe>
- [75] Yuchi Tian, Kexin Pei, Suman Jana, and Baishakhi Ray. 2018. DeepTest: automated testing of deep-neural-network-driven autonomous cars. In *Proceedings of the 40th International Conference on Software Engineering* (Gothenburg, Sweden) (*ICSE '18*). Association for Computing Machinery, New York, NY, USA, 303–314. <https://doi.org/10.1145/3180155.3180220>
- [76] Colin Unger, Zhihao Jia, Wei Wu, Sina Lin, Mandeep Baines, Carlos Efrain Quintero Narvaez, Vinay Ramakrishnaiah, Nirmal Prajapati, Pat McCormick, Jamaludin Mohd-Yusof, Xi Luo, Dheevatsa Mudigere, Jongsoo Park, Misha Smelyanskiy, and Alex Aiken. 2022. Unity: Accelerating DNN Training Through Joint Optimization of Algebraic Transformations and Parallelization. In *16th USENIX Symposium on Operating Systems Design and Implementation (OSDI 22)*. USENIX Association, Carlsbad, CA, 267–284. <https://www.usenix.org/conference/osdi22/presentation/unger>
- [77] Verdoolaege, Gerda Janssens, and Maurice Bruynooghe. [n.d.]. Equivalence checking of static affine programs using widening to handle recurrences (*TOPLAS '12*).
- [78] Wang, Zhen Jia, Shuai Zheng, Zhen Zhang, Xinwei Fu, T. S. Eugene Ng, and Yida Wang. [n.d.]. Fast Failure Recovery in Distributed Training with In-Memory Checkpoints (*SOSP '23*).
- [79] Haoyu Wang, Junjie Chen, Chuyue Xie, Shuang Liu, Zan Wang, Qingchao Shen, and Yingquan Zhao. 2023. MLIRSmith: Random Program Generation for Fuzzing MLIR Compiler Infrastructure. In *2023 38th IEEE/ACM International Conference on Automated Software Engineering (ASE)*. 1555–1566. <https://doi.org/10.1109/ASE56229.2023.00120>
- [80] Haojie Wang, Jidong Zhai, Mingyu Gao, Zixuan Ma, Shizhi Tang, Liyan Zheng, Yuanzhi Li, Kaiyuan Rong, Yuanrong Chen, and Zhihao Jia. 2021. PET: Optimizing Tensor Programs with Partially Equivalent Transformations and Automated Corrections. In *15th USENIX Symposium on Operating Systems Design and Implementation (OSDI 21)*. USENIX Association, 37–54. <https://www.usenix.org/conference/osdi21/presentation/wang>
- [81] Jiannan Wang, Thibaud Lutellier, Shangshu Qian, Hung Viet Pham, and Lin Tan. 2022. EAGLE: creating equivalent graphs to test deep learning libraries. In *Proceedings of the 44th International Conference on Software Engineering* (Pittsburgh, Pennsylvania) (*ICSE '22*). Association for Computing Machinery, New York, NY, USA, 798–810. <https://doi.org/10.1145/3510003.3510165>
- [82] Shaobu Wang, Guangyan Zhang, Junyu Wei, Yang Wang, Jiesheng Wu, and Qingchao Luo. [n.d.]. Understanding Silent Data Corruptions in a Large Production CPU Population (*SOSP '23*).
- [83] Max Willsey, Chandrakana Nandi, Yisu Remy Wang, Oliver Flatt, Zachary Tatlock, and Pavel Panchekha. 2021. egg: Fast and extensible equality saturation. *Proc. ACM Program. Lang.* 5, POPL, Article 23 (Jan. 2021), 29 pages. <https://doi.org/10.1145/3434304>
- [84] Mengdi Wu, Xinhao Cheng, Shengyu Liu, Chunan Shi, Jianan Ji, Kit Ao, Praveen Velliengiri, Xupeng Miao, Oded Padon, and Zhihao Jia. 2024. Mirage: A Multi-Level Superoptimizer for Tensor Programs. *arXiv:2405.05751* [cs.LG] <https://arxiv.org/abs/2405.05751>

- [85] Xiaofei Xie, Lei Ma, Haijun Wang, Yuekang Li, Yang Liu, and Xiaohong Li. 2019. DiffChaser: Detecting Disagreements for Deep Neural Networks. In *Proceedings of the Twenty-Eighth International Joint Conference on Artificial Intelligence, IJCAI-19*. International Joint Conferences on Artificial Intelligence Organization, 5772–5778. <https://doi.org/10.24963/ijcai.2019/800>
- [86] Yihong Zhang, Yisu Remy Wang, Oliver Flatt, David Cao, Philip Zucker, Eli Rosenthal, Zachary Tatlock, and Max Willsey. 2023. Better Together: Unifying Datalog and Equality Saturation. *Proc. ACM Program. Lang.* 7, PLDI, Article 125 (June 2023), 25 pages. <https://doi.org/10.1145/3591239>
- [87] Lianmin Zheng, Zhuohan Li, Hao Zhang, Yonghao Zhuang, Zhifeng Chen, Yanping Huang, Yida Wang, Yuanzhong Xu, Danyang Zhuo, Eric P. Xing, Joseph E. Gonzalez, and Ion Stoica. 2022. Alpa: Automating Inter- and Intra-Operator Parallelism for Distributed Deep Learning. In *16th USENIX Symposium on Operating Systems Design and Implementation (OSDI 22)*. USENIX Association, Carlsbad, CA, 559–578. <https://www.usenix.org/conference/osdi22/presentation/zheng-lianmin>
- [88] Chijin Zhou, Bingzhou Qian, Gwihwan Go, Quan Zhang, Shanshan Li, and Yu Jiang. 2024. PolyJuice: Detecting Mis-compilation Bugs in Tensor Compilers with Equality Saturation Based Rewriting. *Proc. ACM Program. Lang.* 8, OOPSLA2, Article 317 (Oct. 2024), 27 pages. <https://doi.org/10.1145/3689757>