

Data-fused Model Predictive Control with Guarantees: Application to Flying Humanoid Robots

Davide Gorbani^{*,1,3}, Mohamed Elobaid^{*,2}, Giuseppe L'Erario¹,
Hosameldin Awadalla Omer Mohamed¹ and Daniele Pucci^{1,3}

Abstract—This paper introduces a Data-Fused Model Predictive Control (DFMPC) framework that combines physics-based models with data-driven representations of unknown dynamics. Leveraging Willems' Fundamental Lemma and an artificial equilibrium formulation, the method enables tracking of time-varying, potentially unreachable references while explicitly handling measurement noise through slack variables and regularization. We provide guarantees of recursive feasibility and practical stability under input–output constraints. The approach is validated on the iRonCub flying humanoid robot, integrating analytical momentum models with data-driven turbine dynamics. Simulations show improved tracking and robustness compared to a purely model-based MPC, while maintaining real-time feasibility.

Code: https://github.com/ami-iit/paper_gorbani_elobaid_2025_1css_df_mpc-ironcub.

I. INTRODUCTION

Model Predictive Control (MPC) is a cornerstone of modern control theory, valued for handling multivariable systems while enforcing explicit constraints. Recent developments have extended MPC to data-driven frameworks, eliminating the need for complete parametric system models. Willems' Fundamental Lemma [1] and behavioral system theory provide the theoretical foundation for representing unknown linear time-invariant (LTI) systems directly from measured input-output trajectories, creating new possibilities for integrating data-driven approaches into predictive control.

This behavioral paradigm has spawned influential control methods, beginning with the pioneering work of [2] and culminating in the widely-adopted DeePC algorithm [3]. These approaches construct non-parametric system representations from single, sufficiently rich input-output trajectory, bypassing the traditional system identification process. Stability analysis for data-driven MPC have been carried out in [4] and [5]. However, data-driven methods like DeePC face practical issues; foremost among these is sensitivity to measurement noise [6], where corrupted offline data can severely compromise both performance and theoretical guarantees—a pervasive issue in real-world implementations. Additionally, computational complexity poses substantial challenges [7], as optimization problem size scales directly with trajectory length, potentially rendering real-time control infeasible for systems requiring extended prediction horizons or possessing numerous inputs and outputs.




Fig. 1. Snapshot of the iRonCub robot tracking a set of desired points.

Hybrid modeling schemes offer a promising solution by combining physics-based models for well-understood subsystems with data-driven representations for complex or uncertain dynamics. While [8] pioneered this approach by integrating model knowledge into the DeePC framework and reducing computational burden, their method lacks explicit treatment of measurement noise. Another attempt to combine data-driven and physics-based model predictive control was done in [9], which integrates limited parametric model knowledge with data-enabled predictive control to model the residual errors.

In this paper, we propose a Data-Fused Model Predictive Control (DFMPC) framework that integrates model-based and data-driven dynamics, explicitly accounts for noisy measurements, and enables tracking of changing setpoints through the concept of artificial equilibria. The artificial equilibrium concept, originally developed in [10] for tracking piecewise constant references in linear MPC, was subsequently adapted by [11] for data-driven MPC setpoints tracking. We establish guarantees of recursive feasibility and practical stability under input–output constraints. Despite the guarantees being for underlying LTI systems, the proposed framework proved to be effective also on nonlinear systems. The framework is applied to the iRonCub robot, for which the momentum dynamics are described with known physical equations, while the non-linear dynamics of the jet engines are modeled with a data-driven approach through an online data adaptation strategy [12]. Our approach demonstrates superior tracking performance compared to purely model-based MPC while maintaining real-time computational feasibility.

*These authors contributed equally to this paper

¹Artificial and Mechanical Intelligence (AMI), Istituto Italiano di Tecnologia (IIT); Genoa, Italy {firstname.lastname}@iit.it

²Robotics, Intelligent Systems and Control, KAUST, Thuwal, Mecca Province, Saudi Arabia mohamed.elobaid@kaust.edu.sa

³School of Computer Science, University of Manchester, Manchester, UK

II. BACKGROUND AND SETTING

A. Preliminaries and notation

Let $\mathbf{x} = \{x(k)\}_{k=0}^{N-1}$ denote a finite sequence of vectors with $x(k) \in \mathbb{R}^m$. We use bold lowercase for finite sequences (e.g. $\mathbf{x}, \mathbf{u}, \mathbf{y}$) and plain lowercase for their elements (e.g. $x(k), u(k), y(k)$). For a sequence \mathbf{x} and indices $a \leq b$

$$\mathbf{x}_{[a,b]} = (x(a), x(a+1), \dots, x(b)),$$

the subsequence from time a to b . Sequence \mathbf{x}_1 is appended to the tail of \mathbf{x}_2 by writing $\mathbf{x}_1 \oplus \mathbf{x}_2$. Given $\mathbf{x} = \{x(k)\}_{k=0}^{N-1}$ with $x(k) \in \mathbb{R}^m$ and an integer $L \geq 1$, the order- L Hankel matrix of \mathbf{x} is

$$H_L(\mathbf{x}) = \begin{pmatrix} x(0) & x(1) & \cdots & x(N-L) \\ x(1) & x(2) & \cdots & x(N-L+1) \\ \vdots & \vdots & \ddots & \vdots \\ x(L-1) & x(L) & \cdots & x(N-1) \end{pmatrix},$$

where each $x(i)$ is a column block in \mathbb{R}^m . Hence $H_L(\mathbf{x}) \in \mathbb{R}^{mL \times (N-L+1)}$. The sequence \mathbf{x} is *persistently exciting of order L* if and only if $\text{rank}(H_L(\mathbf{x})) = mL$. Let $\mathbf{u} = \{u(k)\}_{k=0}^{N-1}$ and $\mathbf{y} = \{y(k)\}_{k=0}^{N-1}$ be input and output sequences of an unknown linear time-invariant (LTI) system. The pair $\{\mathbf{u}, \mathbf{y}\}$ is a *trajectory* of an LTI system of order n if there exists a state sequence $\mathbf{x} = \{x(k)\}_{k=0}^{N-1}$ with $x(k) \in \mathbb{R}^n$ and a state $x(0) = x^\circ$ such that, for all $k = 0, \dots, N-2$,

$$x(k+1) = Ax(k) + Bu(k), \quad y(k) = Cx(k) + Du(k).$$

The following instrumental result shows that a *direct* non-parametric representation of an unknown LTI system can be made from a single input-output data sequence, provided that the input sequence is persistently exciting of a specific order.

THEOREM 1 (Willems' fundamental lemma). *Let $\{\mathbf{u}^d, \mathbf{y}^d\}$ be a trajectory of an LTI system of order n and suppose \mathbf{u}^d is persistently exciting of order $L+n$. Then any input-output sequence $\{\bar{\mathbf{u}}, \bar{\mathbf{y}}\}$ of length L is a trajectory of the same system if and only if there exists a vector $g \in \mathbb{R}^{N-L+1}$ such that*

$$\begin{pmatrix} H_L(\mathbf{u}^d) \\ H_L(\mathbf{y}^d) \end{pmatrix} g = \begin{pmatrix} \bar{\mathbf{u}} \\ \bar{\mathbf{y}} \end{pmatrix}, \quad (1)$$

A constant pair (u^s, y^s) is an *equilibrium* of an LTI system (with realization (A, B, C, D)) if there exists $x^s \in \mathbb{R}^n$ with

$$(I - A)x^s = Bu^s, \quad y^s = Cx^s + Du^s.$$

Equivalently, in the data-driven setting (with n the unknown system order), the constant pair (u^s, y^s) repeated n -times form a trajectory if and only if there exists g satisfying

$$H_n(\mathbf{u}^d)g = \mathbf{1}_n \otimes u^s, \quad H_n(\mathbf{y}^d)g = \mathbf{1}_n \otimes y^s,$$

where $\mathbf{1}_n$ is the n -vector of ones and \otimes denotes the Kronecker product. Given a (piecewise-constant) reference pair $(u_{\text{ref}}, y_{\text{ref}})$ and positive definite weighting matrices $S > 0$ and $T > 0$, we define the *optimal reachable equilibrium* as

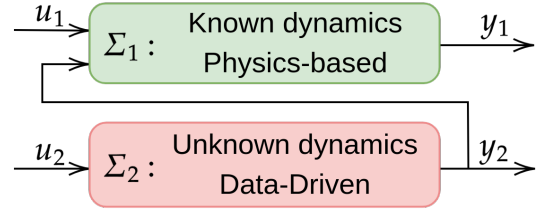


Fig. 2. Structure of the considered composite system.

the solution of the convex problem

$$\begin{aligned} J_s^*(u_{\text{ref}}, y_{\text{ref}}) &= \min_{u^s, y^s, g} \|u^s - u_{\text{ref}}\|_S^2 + \|y^s - y_{\text{ref}}\|_T^2 \\ \text{s.t. } &\begin{bmatrix} H_n(\mathbf{u}^d) \\ H_n(\mathbf{y}^d) \end{bmatrix} g = \begin{bmatrix} \mathbf{1}_n \otimes u^s \\ \mathbf{1}_n \otimes y^s \end{bmatrix} \\ &(u^s, y^s) \in \mathcal{U} \times \mathcal{Y}, \end{aligned} \quad (2)$$

where $\|v\|_S^2 := v^\top S v$.

B. Modeling and Problem Statement

We consider two interconnected subsystems with *unidirectional coupling* motivated by our flying humanoid setting (the output of Σ_2 influences Σ_1 , but not vice-versa as in Fig. 2):

- Σ_1 with known LTI dynamics,

$$\begin{aligned} x_1(k+1) &= A_1 x_1(k) + B_1 u_1(k) + E_1 y_2(k), \\ y_1(k) &= C_1 x_1(k). \end{aligned}$$

- Σ_2 with unknown dynamics, represented by a single input-output trajectory $\{\mathbf{u}_2^d, \mathbf{y}_2^d\}$ of length N .

The composite state is $z = [x_1^T, x_2^T]^T \in \mathbb{R}^{n_c}$, with $n_c = n_1 + n_2$. Inputs and outputs are $u = [u_1^T, u_2^T]^T$, $y = [y_1^T, y_2^T]^T$. Inputs and outputs must satisfy polytopic constraints: $u_k \in \mathcal{U}$, $y_k \in \mathcal{Y}$, reflecting actuator limits and saturations.

ASSUMPTION 1. *Throughout the rest of this document, we assume the following hold*

- 1) Subsystem Σ_1 is minimal, i.e., the pair (A_1, B_1) is controllable and the pair (C_1, A_1) is observable.
- 2) The input-output behaviour of Σ_2 can be explained by a minimal realization with no feed-through, i.e., (A_2, B_2) are controllable, and (C_2, A_2) observable, and $D_2 = 0$.
- 3) The input data trajectory \mathbf{u}_2^d is persistently exciting of order $L + 2n$, where $n = \max\{n_1, n_2\}$.
- 4) The output data sequence \mathbf{y}_2^d is affected by an additive measurement noise, i.e. $\mathbf{y}_2^d = \mathbf{y}_2^n + \delta$. Moreover, Let $\epsilon = \|\delta\|_\infty$ be an upper bound on the noise. The same noise and bound apply to the measured output. \triangleleft

Points (1) and (2) are not restrictive. Point (3), however, is necessary to derive a non-parametric direct model for controller synthesis as is customary. Point (4) captures the realistic scenario we are concerned with.

Note that, given Assumption 1 above, the following is readily verifiable.

REMARK 1. *Given Assumption 1, then the composite system Σ_c is controllable and observable. To see this, recall that Σ_2 is minimal by Assumption, and let (A_2, B_2, C_2) be*

the corresponding unknown minimal realization. Writing the overall system as $z(k+1) = A_c z(k) + B_c u(k)$, $y(k) = C_c z(k)$ with matrices

$$A_c = \begin{bmatrix} A_1 & E_1 C_2 \\ 0 & A_2 \end{bmatrix}, \quad B_c = \begin{bmatrix} B_1 & 0 \\ 0 & B_2 \end{bmatrix}, \quad C_c = \begin{bmatrix} C_1 & 0 \\ 0 & C_2 \end{bmatrix}.$$

Employing Hautus test [13], one notes that

$$\text{rank} \begin{bmatrix} A_c - \lambda I & B_c \end{bmatrix} = \text{rank} \begin{bmatrix} A_1 - \lambda I & E_1 C_2 & B_1 & 0 \\ 0 & A_2 - \lambda I & 0 & B_2 \end{bmatrix},$$

which is n_c due to the block-triangular structure $\forall \lambda$, thus the composite system is controllable. Moreover,

$$\text{rank} \begin{bmatrix} A_c - \lambda I \\ C_c \end{bmatrix} = \text{rank} \begin{bmatrix} A_1 - \lambda I & E_1 C_2 \\ 0 & A_2 - \lambda I \\ C_1 & 0 \\ 0 & C_2 \end{bmatrix} = n_c.$$

A consequence of the above discussion is that, there exists a quadratic, positive definite IOSS-Lyapunov function $W(z) = z^T P z$ for the dynamics of the composite system satisfying for $P > 0$

$$W(z(k+1)) - W(z(k)) \leq -\frac{1}{2} \|z(k)\|_2^2 + c_1 \|u(k)\|_2^2 + c_2 \|y(k)\|_2^2$$

for some $c_1, c_2 > 0$. \triangleleft

PROBLEM 1. Given a piece-wise constant reference signal $\{u_{\text{ref}}, y_{\text{ref}}\}$ coming from a high-level planner, and let Assumption 1 hold. Design a control input such

- i The tracking error remains bounded
- ii The closed-loop feedback system is Lyapunov stable in a practical sense \triangleleft

III. MAIN RESULTS

In this section, we detail the proposed Data-Fused Model Predictive Control scheme that solves Problem 1. In addition, several claims are made concerning guarantees for closed-loop performance of the proposed controller.

A. The Proposed DFMPC Scheme

At each sampling time k , we solve, in receding horizon fashion, the convex program

$$J_L^*(k) = \min_{\substack{g(k), \mathbf{u}, \mathbf{y}, \mathbf{x}_1, \\ u^s(k), y^s(k), x_1^s(k), \sigma}} \left\{ \sum_{i=0}^{L-1} \left(\|y(i) - y^s(k)\|_Q^2 + \|u(i) - u^s(k)\|_R^2 + \|\sigma(k)\|_\Gamma^2 + \|g(k)\|_\Lambda^2 \right. \right. \\ \left. \left. + \|y^s(k) - y_{\text{ref}}(k)\|_T^2 + \|u^s(k) - u_{\text{ref}}(k)\|_S^2 \right) \right\} \quad (3a)$$

subject to

$$\begin{aligned} x_1(i+1) &= A_1 x_1(i) + B_1 u_1(i) + E_1 y_2(i), \\ y_1(i) &= C_1 x_1(i), \quad i = 0, \dots, L-1, \end{aligned} \quad (3b)$$

$$\begin{bmatrix} H_{L+n_2}(\mathbf{u}_2^d) \\ H_{L+n_2}(\mathbf{y}_2^d) \end{bmatrix} g(k) = \begin{bmatrix} \mathbf{u}_2 \\ \mathbf{y}_2 + \sigma \end{bmatrix},$$

with initialization

$$\begin{aligned} x_1(0) &= x_1^o(k), \\ (u_2, y_2)_{[-n_2, -1]} &= (u_2^o(k), y_2^o(k)), \end{aligned} \quad (3c)$$

terminal conditions

$$\begin{aligned} x_1(L) &= x_1^s(k), \\ (\mathbf{I}_{n_1} - A_1)x_1^s(k) &= B_1 u_1^s(k) + E_1 y_2^s(k), \\ (u_2, y_2)_{[L: L+n_2-1]} &= (\mathbf{1}_{n_2} \otimes u_2^s(k), \mathbf{1}_{n_2} \otimes y_2^s(k)), \end{aligned} \quad (3d)$$

and hard input-output constraints

$$u(i) \in \mathcal{U}, \quad y(i) \in \mathcal{Y}, \quad i = 0, \dots, L-1. \quad (3e)$$

Where we drop the time index k for compactness e.g., writing $y(i) := y(k+i|k)$ and similarly for other sequence variables. Here $Q, R, \Gamma, \Lambda > 0$ are weighting matrices, σ is a slack variable compensating measurement noise in Σ_2 , and $S, T > 0$ are as in (2). The cost (3a) penalizes deviation from an artificial equilibrium (u^s, y^s) close to the reference, regularizes g , and penalizes slacks. Constraints (3b) describe the composite prediction model: Σ_1 via its known matrices (A_1, B_1, C_1, E_1) , and Σ_2 via the Hankel-based direct representation from data. (3c)–(3d) enforce past consistency and a terminal equilibrium tail, respectively, and (3e) enforces polytopic input-output constraints.

Compared to [11], two main differences arise: (i) we treat a “hybrid” setting, where only part of the system is modeled parametrically, while the other part is described directly by data; (ii) we explicitly account for measurement noise both in the offline data \mathbf{y}_2^d and in the online measurements, cf. Assumption 1. We adopt the following standard assumption.

ASSUMPTION 2. The OCP (3) is feasible at the initial time. Moreover, the horizon length satisfies $L \geq 2n$, where $n = \max\{n_1, n_2\}$. \triangleleft

At this point, we are in a position to state the following intermediate and helpful claim

PROPOSITION 1 (Output prediction error). Denote by $\mathbf{u}^*(k)$ the optimal input sequence and by $\mathbf{y}^*(k)$ the predicted optimal output sequence from solving (3) at time step k . Let $y(k+i)$ be the actual output vector of the composite system at time $k+i$ and let $y_i^*(k)$ be the corresponding predicted optimal output, computed at time k . Then for $i \in \{0, \dots, L-1\}$

$$\begin{aligned} \|y(k+i) - y_i^*(k)\|_\infty &\leq \left(1 + \tilde{c}_{\Sigma_1}\right) \left(\tilde{c}_{\Sigma_2} (\epsilon \|g^*(k)\|_1 + 1) \right. \\ &\quad \left. + \|\sigma^{o*}(k)\|_\infty + \epsilon \|g^*(k)\|_1 + \|\sigma^*(k)\|_\infty \right) \end{aligned} \quad (4)$$

where, $\sigma^{o*}(k)$ are the initial n_2 values of $\sigma^*(k)$, $\mathcal{O}_{n_2}^\#$ is the Pseudo-Inverse of the observability matrix of Σ_2 , and

$$\begin{aligned} \tilde{c}_{\Sigma_1} &= \max_{i \in \{0, \dots, L-1\}} \left(\|C_1\|_\infty \sum_{j=0}^{i-1} \|A_1^{i-1-j}\|_\infty \|E_1\|_\infty \right), \\ \tilde{c}_{\Sigma_2} &= \max_{i \in \{0, \dots, L-1\}} (\|C_2\|_\infty \|A_2^i\|_\infty \|\mathcal{O}_{n_2}^\#\|_\infty). \end{aligned}$$

Proof. Denote at time step $k + i$

$$\begin{aligned} e_{y_1}(k+i) &:= y_1(k+i) - y_{1,i}^*(k) \\ e_{y_2}(k+i) &:= y_2(k+i) - y_{2,i}^*(k), \end{aligned}$$

Following the logic of Lemma 2 in [4], for Σ_2 we have

$$H_{L+n_2}(y_2^d)g^*(k) = y_2^*(k) + \sigma^*(k), \quad (5)$$

re-arranging

$$H_{L+n_2}(y_2^n)g^*(k) + H_{L+n_2}(\delta)g^*(k) = y_2^*(k) + \sigma^*(k)$$

The noise-free trajectory $H_{L+n_2}(y_2^n)g^*(k)$ is a valid trajectory of Σ_2 . Since this trajectory is generated by the same input sequence $u_2^*(k)$ as the actual trajectory, their difference is a zero-input response of Σ_2 to an initial state error. Rearranging the terms, the prediction error for Σ_2 is

$$\begin{aligned} e_{y_2}(k+i) &= y_2(k+i) - y_{2,i}^*(k) \\ &= y_2(k+i) - ((H_{L+n_2}(y_2^n)g^*(k))_i \\ &\quad + (H_{L+n_2}(\delta)g^*(k))_i - \sigma_i^*(k)) \\ &:= \bar{y}_{2,i}(k) - (H_{L+n_2}(\delta)g^*(k))_i + \sigma_i^*(k). \end{aligned}$$

Taking the norm and using the triangle inequality

$$\begin{aligned} \|e_{y_2}(k+i)\|_\infty &\leq \|\bar{y}_{2,i}(k)\|_\infty + \|(H_{L+n_2}(\delta)g^*(k))_i\|_\infty \\ &\quad + \|\sigma_i^*(k)\|_\infty. \end{aligned} \quad (6)$$

The term $\|\bar{y}_{2,i}(k)\|_\infty$ is the system's response to an initial error. This initial error is caused by the mismatch between the initial conditions of the system and those implied by $H_{L+n_2}(y_2^n)g^*(k)$, which in turn arises from the problem constraints, the noise δ , and the initial part of the slack variable, denoted $\sigma^o(k)$. This response is bounded by the gain of the system Σ_2 , denoted \tilde{c}_{Σ_2} , multiplied by the magnitude of the initial error. The initial error sources include online measurement noise (bounded by ϵ), historical noise ($\epsilon\|g^*(k)\|_1$), and the initial slack ($\|\sigma^o(k)\|_\infty$). The second term in (6) is bounded element-wise by $\epsilon\|g^*(k)\|_1$. Combining these facts gives [4]

$$\begin{aligned} \|e_{y_2}(k+i)\|_\infty &\leq \tilde{c}_{\Sigma_2}(\epsilon[\|g^*(k)\|_1 + 1] + \|\sigma^o(k)\|_\infty) \\ &\quad + \epsilon\|g^*(k)\|_1 + \|\sigma^*(k)\|_\infty. \end{aligned} \quad (7)$$

Now note that for Σ_1 we have

$$\begin{aligned} x_1(k+i+1) &= A_1x_1(k+i) + B_1u_{1,i}^*(k) + E_1y_2(k+i) \\ x_{1,i+1}^*(k) &= A_1x_{1,i}^*(k) + B_1u_{1,i}^*(k) + E_1y_{2,i}^*(k). \end{aligned}$$

Denote $e_{x_1}(k+i) := x_1(k+i) - x_{1,i}^*(k)$ and

$$e_{x_1}(k+i+1) = A_1e_{x_1}(k+i) + E_1e_{y_2}(k+i),$$

The initial condition constraint of the problem implies $x_1(k) = x_{1,0}^*(k)$ (given no noise on Σ_1), so $e_{x_1}(k) = 0$. The solution to this system is the zero-state response to the input $e_{y_2}(k+j)$, given by the convolution sum

$$e_{x_1}(k+i) = \sum_{j=0}^{i-1} A_1^{i-1-j} E_1 e_{y_2}(k+j).$$

The output error for Σ_1 is $e_{y_1}(k+i) = C_1 e_{x_1}(k+i)$. Taking

the norm

$$\begin{aligned} \|e_{y_1}(k+i)\|_\infty &\leq \|C_1\|_\infty \left\| \sum_{j=0}^{i-1} A_1^{i-1-j} E_1 e_{y_2}(k+j) \right\|_\infty \\ &\leq \tilde{c}_{\Sigma_1} \left(\max_{j \in \{0, \dots, L-1\}} \|e_{y_2}(k+j)\|_\infty \right). \end{aligned}$$

The total system prediction error is $\|y(k+i) - y_i^*(k)\|_\infty = \max(\|e_{y_1}(k+i)\|_\infty, \|e_{y_2}(k+i)\|_\infty)$. This is bounded by the sum of the individual bounds, which is a valid upper bound

$$\begin{aligned} \|y(k+i) - y_i^*(k)\|_\infty &\leq \|e_{y_1}(k+i)\|_\infty + \|e_{y_2}(k+i)\|_\infty \\ &\leq \tilde{c}_{\Sigma_1} \left(\max_j \|e_{y_2}(k+j)\|_\infty \right) \\ &\quad + \left(\max_j \|e_{y_2}(k+j)\|_\infty \right) \\ &\leq (1 + \tilde{c}_{\Sigma_1}) \left(\max_j \|e_{y_2}(k+j)\|_\infty \right). \end{aligned}$$

Substituting (7) completes the proof. \square

From Proposition 1, it is clear that to establish recursive feasibility, one should modify the output constraints (3e), invoking some constraints tightening mechanism given the bound (4). Alternatively, one could rely on some inherent property of the MPC formulation, given some stricter requirements on the reference signal and the regularization penalties on the cost. We will attempt the latter approach in the following subsection.

B. Recursive Feasibility

Before delving into the technical details, the following definition is needed.

DEFINITION 1 (Signed-distance to boundary). *Let the polytopic output constraint set $\mathcal{Y} \subset \mathbb{R}^p$ be defined by m_y linear inequalities, i.e.,*

$$\mathcal{Y} = \{y \in \mathbb{R}^p \mid E_y y \leq e_y\},$$

where $E_y \in \mathbb{R}^{m_y \times p}$ and $e_y \in \mathbb{R}^{m_y}$. The j -th row of E_y is denoted by $E_{y,j}$. The boundary of the set is denoted $\partial\mathcal{Y}$. The signed Euclidean distance of a point y to the boundary is

$$\text{dist}(y, \partial\mathcal{Y}) = \min_{j \in \{1, \dots, m_y\}} \frac{e_{y,j} - E_{y,j}y}{\|E_{y,j}\|_2}.$$

\triangleleft

Definition 1 establishes a signed distance for any point w.r.t. the boundary of the output constraint sets. Namely, the distance being positive implies the point is in the interior of the set, zero implies lying on the boundary, and negative implies being outside the constraints set (constraints violation).

LEMMA 1 (Violating output distance). *Let $\mathcal{Y} = \{y \in \mathbb{R}^p : E_y y \leq e_y\}$ be a polytope as in (3e). Fix $d > 0$ and $\kappa \geq 0$ with $\sqrt{p}\kappa < d$. Suppose a predicted output y^* satisfies*

$$\text{dist}(y^*, \partial\mathcal{Y}) \geq d,$$

and an actual output y satisfies

$$\|y - y^*\|_\infty \leq \kappa.$$

Then:

- (i) $\text{dist}(y, \partial\mathcal{Y}) \geq d - \sqrt{p}\kappa$.
- (ii) For any $\tilde{y} \notin \mathcal{Y}$, one has; $\|\tilde{y} - y\|_2 > d - \sqrt{p}\kappa$.

Proof. To show (i), for each facet j , define $\phi_j(y) := (e_{y,j} - E_{y,j}y)/\|E_{y,j}\|_2$. Then

$$\phi_j(y) = \phi_j(y^*) + \frac{E_{y,j}(y^* - y)}{\|E_{y,j}\|_2}.$$

Since $\|y - y^*\|_\infty \leq \kappa$, we have

$$|E_{y,j}(y^* - y)| \leq \|E_{y,j}\|_2 \|y^* - y\|_2 \leq \|E_{y,j}\|_2 \sqrt{p}\kappa,$$

where we use $\|v\|_2 \leq \sqrt{p}\|v\|_\infty$ for any $v \in \mathbb{R}^p$. Thus $\phi_j(y) \geq \phi_j(y^*) - \sqrt{p}\kappa$. Taking the minimum over j yields $\text{dist}(y, \partial\mathcal{Y}) \geq d - \sqrt{p}\kappa$. Concerning (ii), let $\tilde{y} \notin \mathcal{Y}$. Then there exists a facet j^* with $e_{y,j^*} - E_{y,j^*}\tilde{y} < 0$. From (i), $e_{y,j^*} - E_{y,j^*}y \geq (d - \sqrt{p}\kappa)\|E_{y,j^*}\|_2$. Subtracting gives

$$E_{y,j^*}(\tilde{y} - y) > (d - \sqrt{p}\kappa)\|E_{y,j^*}\|_2.$$

By Cauchy-Schwarz, $\|\tilde{y} - y\|_2 > d - \sqrt{p}\kappa$. \square

PROPOSITION 2 (Feasible candidate under a safe reference). *Suppose Assumptions 1–2 hold and Problem 1 is feasible at time k for $z(k) \in \mathcal{Z}_f$, a compact feasible set. Let $J_L^*(k) \leq V_{\max}$ ¹ for all $z(k) \in \mathcal{Z}_f$, and let $d_{\text{ref}} = \text{dist}(y_{\text{ref}}, \partial\mathcal{Y})$. Define, whenever possible*

$$d_{\text{safe}} := d_{\text{ref}} - \left(\sqrt{\frac{V_{\max}}{\lambda_{\min}(Q)}} + \sqrt{\frac{V_{\max}}{\lambda_{\min}(T)}} \right) > 0.$$

Let $n = \max\{n_1, n_2\}$, and assume $\lambda_{\min}(\Lambda), \lambda_{\min}(\Gamma) > 0$. Then there exists $\tilde{c}_e \geq 0$ such that, whenever

$$d_{\text{safe}} > \sqrt{p}\tilde{c}_e,$$

then:

- (a) *The executed outputs over the next n steps satisfy the hard constraints (3e), i.e.*

$$\text{dist}(y(k+i), \partial\mathcal{Y}) > 0, \quad i = 0, \dots, n-1.$$

- (b) *At time $k+n$ there exists a candidate optimizer that satisfies all constraints of Problem 1.*

Proof. Let $(g^*, \mathbf{u}^*, \mathbf{y}^*, \mathbf{x}_1^*, \boldsymbol{\sigma}^*, u^{s*}, y^{s*})$ be the optimizer at time k , with $J_L^*(k) \leq V_{\max}$. For every $i = 0, \dots, L-1$, positive definiteness of Q, T and $J_L^*(k) \leq V_{\max}$ imply

$$\begin{aligned} \|y_i^*(k) - y_{\text{ref}}\|_2 &\leq \|y_i^*(k) - y^{s*}(k)\|_2 + \|y^{s*}(k) - y_{\text{ref}}\|_2 \\ &\leq \sqrt{\frac{V_{\max}}{\lambda_{\min}(Q)}} + \sqrt{\frac{V_{\max}}{\lambda_{\min}(T)}}. \end{aligned}$$

Since $\text{dist}(\cdot, \partial\mathcal{Y})$ is 1-Lipschitz and $d_{\text{ref}} = \text{dist}(y_{\text{ref}}, \partial\mathcal{Y})$,

$$\text{dist}(y_i^*(k), \partial\mathcal{Y}) \geq d_{\text{safe}}.$$

By Proposition 1;

$$\begin{aligned} \|y(k+i) - y_i^*(k)\|_\infty &\leq (1 + \tilde{c}_{\Sigma_1}) \left[\tilde{c}_{\Sigma_2} (\epsilon[\|g^*\|_1 + 1] + \|\sigma^{*o}\|_\infty) \right. \\ &\quad \left. + \epsilon\|g^*\|_1 + \|\sigma^*\|_\infty \right] \\ &\leq (1 + \tilde{c}_{\Sigma_1}) \left[\tilde{c}_{\Sigma_2} \left(\epsilon \left(\sqrt{\frac{NV_{\max}}{\lambda_{\min}(\Lambda)}} + 1 \right) \right. \right. \\ &\quad \left. \left. + \frac{\sqrt{V_{\max}}}{\sqrt{\lambda_{\min}(\Gamma)}} \right) + \epsilon \sqrt{\frac{NV_{\max}}{\lambda_{\min}(\Lambda)}} + \frac{\sqrt{V_{\max}}}{\sqrt{\lambda_{\min}(\Gamma)}} \right] \\ &:= \tilde{c}_e, \end{aligned} \quad (8)$$

where we used

$$\|g^*\|_1 \leq \sqrt{\frac{NV_{\max}}{\lambda_{\min}(\Lambda)}}, \quad \|\sigma^*\|_\infty \leq \sqrt{\frac{V_{\max}}{\lambda_{\min}(\Gamma)}}.$$

Applying Lemma 1 with $d = d_{\text{safe}}$ and $\kappa = \tilde{c}_e$ proves (a).

To show (b), we now construct a candidate at time $k+n$, and show that it is feasible. Set the candidate equilibrium $\hat{u}^s := u^{s*}(k)$, $\hat{y}^s := y^{s*}(k)$.

Subsystem Σ_2 . For time $[-n, L-2n-1]$ we follow a shift-and-append strategy. Denote by \bar{y}_2 the trajectory resulting from the open-loop application of \mathbf{u}_2^* with consistent initialization $(u_2^o, y_2^o)_{[-n,-1]}$. For the first $L-2n$ steps, we set a candidate output $\hat{y}_2 = \bar{y}_2$. Note that at the tail n steps, and by Proposition 1 we have $\|\bar{y}(k+i) - y_{2,i}^*(k)\|_\infty \leq \tilde{c}_e$, and introduce the Σ_2 internal state \bar{x}_2 consistent with $(\mathbf{u}_2^*, \bar{y})$ in some minimal realization, and let x_2^{sr} be the equilibrium state corresponding to (u_2^{s*}, y_2^{s*}) . For small noise, and since at the tail $y_2^s = y_2^s$ we have at time $L-n+1$ that $\|\bar{x}_2(k) - x_2^{\text{sr}}\|_2 \leq r$ for a small $r \geq 0$. By minimality (see Remark 1), there exists an input-output trajectory $(\tilde{u}_2, \tilde{y}_2)$ such that the corresponding state \bar{x}_2 approaches its equilibrium (x_2^{sr}) and satisfying

$$\left\| \begin{pmatrix} \tilde{u}_{2,[0,L-1]} \\ \tilde{y}_{2,[0,L-1]} \end{pmatrix} \right\|_2^2 \leq \tilde{c}_{x_2} \|\bar{x}_2(k) - x_2^{\text{sr}}\|_2^2,$$

for some $\tilde{c}_{x_2} > 0$. Form the candidate input-output (\hat{u}_2, \hat{y}_2) which is a valid trajectory for Σ_2 . Denote its corresponding internal state in some minimal realization $\hat{x}_2(k)$ and set

$$\hat{g} := (H_{ux}^d)^\# \begin{pmatrix} u_{2,[0,L-1]}^o \oplus \hat{\mathbf{u}}_2 \\ \hat{x}_{2,[0,L-1]} \end{pmatrix},$$

where H_{ux}^d collects input Hankel blocks and corresponding state (see [4, eq 7]). Then the candidate slack satisfy;

$$\hat{\mathbf{y}}_2 = H_{L+n_2}(y_2^d) \hat{g} - \hat{\boldsymbol{\sigma}},$$

Subsystem Σ_1 . Define the shifted-appended input

$$\hat{\mathbf{u}}_1 := \mathbf{u}_{1,[n:L-1]}^*(k) \oplus (\mathbf{1}_n \otimes \hat{u}_1^s).$$

Initialize with the actual state $x_1(k+n_2)$ and roll out the known model to obtain $(\hat{\mathbf{x}}_1, \hat{\mathbf{y}}_1)$.

By construction, the candidate satisfies Hankel equalities, initialization, terminal equalities, and input bounds for Σ_c . What remains is output constraints. To that end, we establish some useful bounds.

Bound on \hat{g} . Since H_{ux}^d has full row rank, with $c_{\text{pe}} :=$

¹ V_{\max} will be better characterized in the following subsection

$\|(H_{ux}^d)^\# \|_2^2$ we obtain

$$\begin{aligned} \|\widehat{g}\|_2^2 &\leq c_{pe} \left(\|\widehat{u}_2\|_2 + \|\widehat{x}_2\|_2 \right) \\ &\leq c_{pe} \left(\tilde{c}_{x_2} \|\widehat{x}_2 - x_2^s\|_2^2 + \|\tilde{A}_2\|_2^2 \|\xi\|_2^2 \right), \end{aligned}$$

where \tilde{A}_2 is s.t.

$$\begin{pmatrix} u_{2,[-n,1]}^o \\ \widehat{x}_{2,[-n,1]} \end{pmatrix} = \underbrace{\begin{pmatrix} I & 0 \\ * & \mathcal{O}^\# \end{pmatrix}}_{\tilde{A}_2} \underbrace{\begin{pmatrix} u_{2,[-n,1]} \\ y_{2,[-n,1]} \end{pmatrix}}_{\xi},$$

with $\phi x := \xi$ for some linear transformation ϕ .

Bound on $\widehat{\sigma}$. Write $H_{L+n_2}(y_2^d) = H_y^n + H_\delta$, where $H_\delta = H_{L+n_2}(\varepsilon^d)$. Then by definition of the slack;

$$\|\widehat{\sigma}_2\|_\infty \leq c_\delta \|\widehat{g}\|_2 + \sqrt{n_2} \epsilon,$$

with $c_\delta := \|H_\delta\|_2$.

Finally, compare the candidate output with the shifted optimal prediction $\tilde{y}^* := y_{[n_2:L-1]}^*(k) \oplus (\mathbf{1}_{n_2} \otimes y^{s*})$. By applying Proposition 1 to both sequences and using the triangle inequality,

$$\max_{0 \leq i < L} \|\widehat{y}(k+n_2+i) - \tilde{y}_i^*\|_\infty \leq \tilde{c}_e^{(*)} + \tilde{c}_e^{(\cdot)} =: \tilde{c}_e^{\text{new}},$$

where

$$\tilde{c}_e^{(\cdot)} = (1 + \tilde{c}_{\Sigma_1}) \left[\tilde{c}_{\Sigma_2} (\epsilon (\|\widehat{g}\|_1 + 1) + \|\widehat{\sigma}^\circ\|_\infty) + \epsilon \|\widehat{g}\|_1 + \|\widehat{\sigma}_2\|_\infty \right].$$

Since \tilde{y}^* satisfies $\text{dist}(\tilde{y}_i^*, \partial \mathcal{Y}) \geq d_{\text{safe}}$, Lemma 1 with $\kappa = \tilde{c}_e^{\text{new}}$ gives

$$\text{dist}(\widehat{y}(k+n_2+i), \partial \mathcal{Y}) \geq d_{\text{safe}} - \sqrt{p} \tilde{c}_e^{\text{new}} > 0, \quad i = 0, \dots, L-1.$$

Thus the candidate output constraints at time $k+n_2$ are also satisfied. This proves (b). \square

Proposition 2 is very restrictive in the sense that it limits the class of references for which one can guarantee the existence of a feasible candidate to those that are well-inside the output constraints set by a *safety margin*. The benefit of not employing constraint tightening is that the MPC remains a convex quadratic program that can be solved efficiently.

Proposition 2 alone is not enough to establish recursive feasibility. Instead, it only establishes the existence of a feasible candidate for which the output constraints are also respected by the actual output of the plant after n steps. It does not ensure that no other candidate, for which the optimal predicted output is feasible but the actual measured one is not, is not chosen. The following claim addresses this point.

PROPOSITION 3 (No cheaper un-safe alternative). *In addition to the hypotheses of Proposition 2, suppose the cost-dominance inequality*

$$\begin{aligned} \lambda_{\min}(Q) (d_{\text{safe}} - \sqrt{p} \tilde{c}_e)^2 &\geq \gamma_H^2 (\beta + \bar{\xi})^2 + V_{\max} \\ &+ \lambda_{\max}(\Gamma) \left(A_\beta (\beta + \bar{\xi}) + A_V \sqrt{V_{\max}} \right)^2, \end{aligned} \quad (9)$$

holds, where

$$\begin{aligned} \beta &:= \sqrt{\frac{V_{\max}}{\lambda_{\min}(R)}}, \quad \gamma_H := \sqrt{\lambda_{\max}(\Lambda) c_{pe}}, \quad \alpha_H := \|H_L(y_2^d)\|_2 \\ A_\beta &:= \frac{\gamma_H}{\sqrt{\lambda_{\min}(\Lambda)}} \left(c_\delta \epsilon + \sqrt{L} \tilde{c}_{\Sigma_2} \alpha_H \sqrt{N} \right), \\ A_V &:= \sqrt{L} \tilde{c}_{\Sigma_2} \left(\frac{\alpha_H \sqrt{N}}{\sqrt{\lambda_{\min}(\Lambda)}} + \frac{\epsilon \sqrt{N}}{\sqrt{\lambda_{\min}(\Lambda)}} \right) + \frac{\sqrt{L} \tilde{c}_{\Sigma_2}}{\sqrt{\lambda_{\min}(\Gamma)}}. \end{aligned}$$

Then the optimizer at time $k+n_2$ selects a trajectory whose predicted outputs lie in \mathcal{Y} , and Problem 1 is n_2 -step recursively feasible for all $z(0) \in \mathcal{Z}_f$.

Proof. Let \widehat{z} be the feasible candidate from Proposition 2. Define the safety margin

$$\Delta := d_{\text{safe}} - \sqrt{p} \tilde{c}_e > 0.$$

By Lemma 1 with $d = d_{\text{safe}}$ and $\kappa = C_1$, any violating output $\tilde{y} \notin \mathcal{Y}$ must satisfy

$$\|\tilde{y} - \widehat{y}(k+n_2+i)\|_2 \geq \Delta,$$

hence, for T positive definite,

$$\ell_y(\tilde{y}) - \ell_y(\widehat{y}(k+n_2+i)) \geq \lambda_{\min}(Q) \Delta^2.$$

Summing over the horizon yields a net *output-cost* penalty $\geq \lambda_{\min}(Q) \Delta^2$ for any unsafe feasible point relative to the candidate. From the construction in Proposition 2

$$\ell_u(\widehat{u}) \leq V_{\max}, \quad \ell_g(\widehat{g}) = \|\widehat{g}\|_\Lambda^2 \leq \gamma_H^2 (\beta + \bar{\xi})^2.$$

Moreover, writing $\widehat{\sigma} = H_\delta \widehat{g} + (H_y^n \widehat{g} - \widehat{y}_2)$ and using $\|H_\delta \widehat{g}\|_2 \leq c_\delta \epsilon \|\widehat{g}\|_2 \leq \frac{c_\delta \epsilon \gamma_H (\beta + \bar{\xi})}{\sqrt{\lambda_{\min}(\Lambda)}}$ together with

$$\begin{aligned} \|H_y^n \widehat{g} - \widehat{y}_2\|_2 &\leq \sqrt{L} \tilde{c}_{\Sigma_2} \left(\alpha_H \sqrt{N} \frac{\|\widehat{g} - g^*\|_\Lambda}{\sqrt{\lambda_{\min}(\Lambda)}} \right. \\ &\quad \left. + \epsilon \sqrt{N} \frac{\|g^*\|_\Lambda}{\sqrt{\lambda_{\min}(\Lambda)}} + \frac{\|\sigma^*\|_2}{\sqrt{\lambda_{\min}(\Gamma)}} \right), \end{aligned}$$

and the bounds $\|\widehat{g}\|_\Lambda \leq \gamma_H (\beta + \bar{\xi})$, $\|g^*\|_\Lambda \leq \sqrt{V_{\max}}$, $\|\sigma^*\|_2 \leq \sqrt{V_{\max}/\lambda_{\min}(\Gamma)}$, we obtain

$$\begin{aligned} \|\widehat{\sigma}\|_2 &\leq A_\beta (\beta + \bar{\xi}) + A_V \sqrt{V_{\max}} \Rightarrow \\ \ell_\sigma(\widehat{\sigma}) = \|\widehat{\sigma}\|_\Gamma^2 &\leq \lambda_{\max}(\Gamma) \left(A_\beta (\beta + \bar{\xi}) + A_V \sqrt{V_{\max}} \right)^2. \end{aligned}$$

For any unsafe feasible trajectory \tilde{z} at time $k+n_2$,

$$\begin{aligned} J(\tilde{z}) - J(\widehat{z}) &\geq \underbrace{\lambda_{\min}(Q) \Delta^2}_{\text{output penalty}} - \underbrace{\gamma_H^2 (\beta + \bar{\xi})^2}_{\ell_g(\widehat{g})} - \underbrace{V_{\max}}_{\ell_u(\widehat{u})} \\ &\quad - \underbrace{\lambda_{\max}(\Gamma) \left(A_\beta (\beta + \bar{\xi}) + A_V \sqrt{V_{\max}} \right)^2}_{\ell_\sigma(\widehat{\sigma})}. \end{aligned}$$

If (9) holds, the right-hand side is non-negative, hence the optimizer at time $k+n_2$ selects a safe trajectory. \square

C. Practical Exponential Stability

We establish a Lyapunov candidate relying on the optimal cost function and an IOSS property of the composite system.

First, we establish some quadratic bounds on the optimal cost.

LEMMA 2 (optimal cost properties). *Let Assumptions 1–2 hold, and define the offset value $\tilde{J}^*(\xi) := J_L^*(\xi) - J_s^*(u_{\text{ref}}, y_{\text{ref}})$, where J_L^* is the optimal value of (3a) and J_s^* is the value of (2), and $\xi = (x_1^\top, u_{2,[-n_2,-1]}^\top, y_{2,[-n_2,-1]}^\top)^\top$ is the extended internal state equivalent to Σ_c as in Proposition 2. Denote the deviation from the equilibrium as $\Delta\xi = \xi - \xi^s$. Then there exist constants $\underline{c}, \bar{c}, \bar{c}_\epsilon > 0$ and a radius $r > 0$ such that for all $\|\Delta\xi\|_2 \leq r$,*

$$\underline{c} \|\xi - \xi^s\|_2^2 \leq \tilde{J}^*(\xi) \leq \bar{c} \|\xi - \xi^s\|_2^2 + \bar{c}_\epsilon \epsilon^2. \quad (10)$$

Proof. Let (u^s, y^s) be the artificial equilibrium solving (2) and let z^s be the associated steady state of the composite minimal realization of Σ_c . By Remark 1 and $L \geq 2n$, there exists $\alpha_o > 0$ such that the finite-horizon observability inequality holds:

$$\sum_{i=0}^{n_c-1} \|y(i) - y^s\|_2^2 \geq \alpha_o \|z(0) - z^s\|_2^2.$$

Since $Q > 0$ and $z(0) - z^s$ depends linearly on $\xi - \xi^s$ (as in the Proof of Proposition 2, there exists $\beta > 0$ with $\|z(0) - z^s\|_2 \geq \beta \|\xi - \xi^s\|_2$). Dropping nonnegative terms in the stage cost (3a)

$$\tilde{J}^*(\xi) \geq \lambda_{\min}(Q) \alpha_o \beta^2 \|\xi - \xi^s\|_2^2.$$

Set $\underline{c} := \lambda_{\min}(Q) \alpha_o \beta^2$ we get the lower bound in (10). By controllability of Σ_c and the bridge construction, the stage sum over the first n steps is bounded as

$$\sum_{i=0}^{L-1} (\|y(i) - y^s\|_Q^2 + \|u(i) - u^s\|_R^2) \leq c_{\text{st}} \|\Delta\xi\|_2^2.$$

Using the feasible candidate of Proposition 2 (Proof of (b)), and note

$$\|\hat{g}\|_2^2 \leq c_{\text{pe}} (\|\hat{u}_2\|_2^2 + \|\hat{x}_2\|_2^2) \leq c_g \|\Delta\xi\|_2^2.$$

Similarly, writing $H_{L+n_2}(y_2^d) = H_{L+n_2}(y_2^n) + H_{L+n_2}(\delta)$ and using $\|H_{L+n_2}(\delta)\|_2 \leq c_\delta \epsilon$, the slack satisfies

$$\begin{aligned} \|\hat{\sigma}\|_2^2 &\leq 2 \|H_{L+n_2}(\delta)\|_2^2 \|\hat{g}\|_2^2 + 2 n_2 \epsilon^2 \\ &\leq 2 c_\delta^2 c_g \epsilon^2 \|\Delta\xi\|_2^2 + 2 n_2 \epsilon^2. \end{aligned}$$

Evaluating (3a) at the candidate and subtracting J_s^* gives

$$\begin{aligned} \tilde{J}^*(\xi) &\leq c_{\text{st}} \|\Delta\xi\|_2^2 + \lambda_{\max}(\Lambda) c_g \|\Delta\xi\|_2^2 \\ &\quad + \lambda_{\max}(\Gamma) (2 c_\delta^2 c_g \epsilon^2 \|\Delta\xi\|_2^2 + 2 n_2 \epsilon^2). \end{aligned}$$

Hence (10) holds with $\bar{c} := c_{\text{st}} + \lambda_{\max}(\Lambda) c_g + 2 \lambda_{\max}(\Gamma) c_\delta^2 c_g$ and $\bar{c}_\epsilon := 2 \lambda_{\max}(\Gamma) n_2$. \square

Note that the upper bound in Lemma 2 is precisely V_{\max} in the statement of Proposition 2. The above lemma, together with Remark 1, allows us to construct a candidate Lyapunov function and state the following; omitting the proof for space since it follows similar lines to [11, Th. 7].

PROPOSITION 4 (Practical exponential stability). *Suppose the hypotheses of Propositions 1–2, and Lemma 2 are satisfied. Define, for a design parameter $\gamma > 0$, the Lyapunov candidate $V(\xi) := J_L^*(\xi) + \gamma W(\xi - \xi_s) - J_s^*$. Then there exist constants*

TABLE I
RMSE OF PROPOSED AND BASELINE MPC

	Axis	Proposed	Baseline	Error Reduction
CoM Position RMSE (m)	X	0.310	0.337	8.0%
	Y	0.306	0.399	23.2%
	Z	0.347	0.640	45.8%
	Overall	0.322	0.477	32.6%
Base Orientation RMSE (deg)	Roll	0.908	2.407	62.3%
	Pitch	1.364	3.305	58.7%
	Yaw	1.114	1.184	5.9%

$\underline{\alpha}, \bar{\alpha} > 0$, $k_V \in (0, 1)$, and $k_\epsilon \geq 0$ and a radius $r > 0$ such that for all ξ with $\|\Delta\xi\|_2 \leq r$ and $n = \max\{n_1, n_2\}$:

- (a) $\underline{\alpha} \|\Delta\xi\|_2^2 - c_\epsilon \epsilon^2 \leq V(\xi) \leq \bar{\alpha} \|\Delta\xi\|_2^2 + c_\epsilon \epsilon^2$,
- (b) $V(\xi(t+n)) - V(\xi(t)) \leq -k_V V(\xi(t)) + k_\epsilon \epsilon^2$.

IV. CASE STUDY: THE iRONCUB ROBOT

We validate the proposed DFMPC on iRonCub, a jet-powered humanoid robot built on the iCub3 platform [14]. The robot uses four jet turbines (two on the forearms and two on a jetpack) for aerial maneuvers.

A. Implementation Details

We model the robot by decomposing it into two subsystems. The known subsystem Σ_1 is represented by the momentum dynamics of the robot, described in [15, Eq. (17)], while the unknown subsystem Σ_2 is represented by the dynamics of the jet turbines thrust. To handle the inherent non-linearity of the turbines, we update the Hankel matrices of Σ_2 at each control step using the most recent input-output data. This online update represents a deviation from the LTI assumptions under which our theoretical guarantees in Section III were derived. Consequently, the formal proofs of recursive feasibility and practical stability do not directly carry over to this time-varying, nonlinear implementation. However, the online update of the Hankel matrices is a well-established approach, and the rationale is that for a sufficiently fast sampling rate, the dynamics can be locally approximated by LTI models [12], where the resulting linearization error is treated as a disturbance that the slack variables are designed to absorb. By continuously updating the Hankel matrix, the controller adapts to the changing local dynamics of the turbines under different operating conditions. In the case of iRonCub, such adaptation is essential to cope with the variability of turbine behavior under different operating conditions and environmental disturbances. To smooth thrust and input variations, we set $y_{2,\text{ref}}$ to the previous thrust measurement and u_{ref} to the last applied input. More implementation details are available in the related GitHub repository.

B. Simulation Benchmarks

To evaluate the performance of the proposed DFMPC, we conducted simulation studies on the iRonCub flying humanoid robot. The benchmark compares the DFMPC against the baseline MPC controller introduced in [15], which relies on a second-order linear approximation of the turbine dynamics; for the simulation, we used the same setup as in [15]. Both controllers are tasked with tracking a center-of-mass (CoM) reference trajectory while maintaining the base orientation

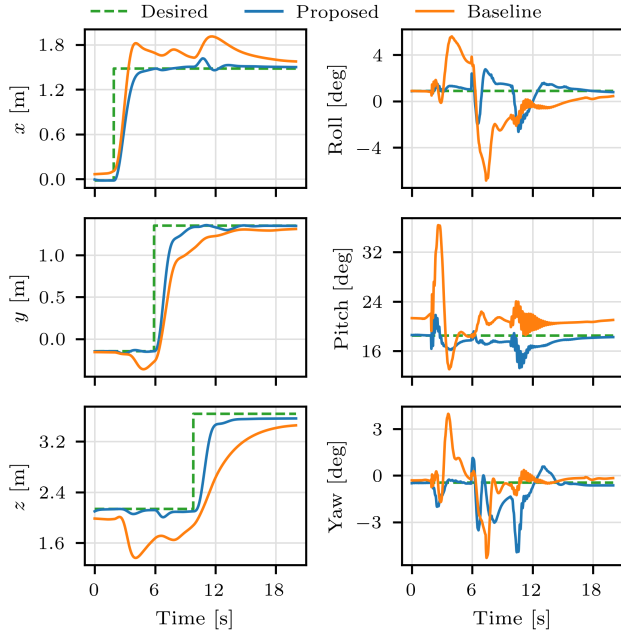


Fig. 3. Trajectory tracking: CoM components (x, y, z) on the left column; base orientation (roll, pitch, yaw) on the right column.

at its initial value (snapshot in Fig. 1). Fig. 3 illustrates the tracking performance for position and orientation. Quantitative results are summarized in Table I, which reports the Root Mean Square Error (RMSE) for both CoM position and base orientation across all axes. The DFMPC achieves a significant improvement in tracking accuracy, particularly along the vertical axis (Z), where the RMSE is reduced by 45.8% compared to the baseline. Overall, the CoM position RMSE is reduced by 32.6%. Concerning the orientation RMSE, the error on the roll and pitch axes is reduced by about 60%, while on the yaw axis a modest improvement of 5.9% is observed.

A drawback of the DFMPC is the increased computational complexity due to the additional optimization variables with respect to the baseline. On average, the baseline controller requires approximately 2.5 ms per MPC iteration, while the DFMPC requires about 7 ms. Nevertheless, the proposed scheme runs reliably at 100 Hz, confirming its suitability for real-time control.

V. CONCLUSION

This paper presented a Data-Fused Model Predictive Control (DFMPC) framework that integrates physics-based models with data-driven representations while explicitly handling measurement noise and enabling piecewise constant reference tracking. We established theoretical guarantees of recursive feasibility and practical stability under input-output constraints. The scheme was validated on the iRonCub robot, where the momentum dynamics are well understood but the turbine dynamics remain difficult to model reliably. Simulation results demonstrated that the DFMPC improves tracking accuracy compared to a purely model-based baseline, while remaining computationally feasible for real-time implementation. Future work will focus on formally extending the theo-

retical guarantees of recursive feasibility and stability to this class of adaptive data-driven controllers for nonlinear systems.

REFERENCES

- [1] J. C. Willems, P. Rapisarda, I. Markovsky, and B. D. Moor, "A note on persistency of excitation," *Syst. Control Lett.*, vol. 54, no. 4, pp. 325–329, 2005.
- [2] H. Yang and S. Li, "A data-driven predictive controller design based on reduced hankel matrix," in *Proc. Asian Control Conf. (ASCC)*, 2015, pp. 1–7.
- [3] J. Coulson, J. Lygeros, and F. Dörfler, "Data-enabled predictive control: In the shallows of the deep," in *Proc. Eur. Control Conf. (ECC)*, 2019, pp. 307–312.
- [4] J. Berberich, J. Köhler, M. A. Müller, and F. Allgöwer, "Data-driven mpc with stability and robustness guarantees," *IEEE Trans. Autom. Control*, vol. 66, no. 4, pp. 1702–1717, 2021.
- [5] J. Bongard, J. Berberich, J. Köhler, and F. Allgöwer, "Robust stability analysis of a simple data-driven model predictive control approach," *IEEE Trans. Autom. Control*, vol. 68, no. 5, pp. 2625–2637, 2022.
- [6] V. Breschi, A. Chiuso, and S. Formentin, "Data-driven predictive control in a stochastic setting: A unified framework," *Automatica*, vol. 152, p. 110961, 2023.
- [7] K. Zhang, Y. Zheng, C. Shang, and Z. Li, "Dimension reduction for efficient data-enabled predictive control," *IEEE Control Syst. Lett.*, vol. 7, pp. 3277–3282, 2023.
- [8] J. D. Watson, "Hybrid data-enabled predictive control: Incorporating model knowledge into the deep," *arXiv preprint arXiv:2502.12467*, 2025.
- [9] S. Zieglmeier, M. H. de Badyn, N. D. Warakagoda, T. R. Krogstad, and P. Engelstad, "Semi-data-driven model predictive control: A physics-informed data-driven control approach," *arXiv preprint arXiv:2504.00746*, 2025.
- [10] D. Limón, I. Alvarado, T. Alamo, and E. F. Camacho, "Mpc for tracking piecewise constant references for constrained linear systems," *Automatica*, vol. 44, no. 9, pp. 2382–2387, 2008.
- [11] J. Berberich, J. Köhler, M. A. Müller, and F. Allgöwer, "Data-driven tracking mpc for changing setpoints," *IFAC-Pap. OnLine*, vol. 53, no. 2, pp. 6923–6930, 2020.
- [12] —, "Linear tracking mpc for nonlinear systems—part ii: The data-driven case," *IEEE Trans. Autom. Control*, vol. 67, no. 9, pp. 4406–4421, 2022.
- [13] D. Bernstein, *Scalar, vector, and matrix mathematics: Theory, facts, and formulas*. Princeton Univ. Press, 2018.
- [14] S. Daffar, U. Pattacini, and G. R. et al., "icub3 avatar system: Enabling remote fully immersive embodiment of humanoid robots," *Sci. Robot.*, vol. 9, no. 86, p. eadh3834, 2024.
- [15] D. Gorbani, G. L'Erario, H. A. O. Mohamed, and D. Pucci, "Unified multi-rate model predictive control for a jet-powered humanoid robot," *arXiv preprint arXiv:2505.16478*, 2025.