

Data-Driven Energy Estimation for Virtual Servers Using Combined System Metrics and Machine Learning

Amandip Sangha¹

asan@nilu.no

¹The Climate and Environmental Institute NILU, Postboks 100, 2027 Kjeller, Norway

Abstract—This paper presents a machine learning-based approach to estimate the energy consumption of virtual servers without access to physical power measurement interfaces. Using resource utilization metrics collected from guest virtual machines, we train a Gradient Boosting Regressor to predict energy consumption measured via RAPL on the host. We demonstrate, for the first time, guest-only resource-based energy estimation without privileged host access with experiments across diverse workloads, achieving high predictive accuracy and variance explained ($0.90 \leq R^2 \leq 0.97$), indicating the feasibility of guest-side energy estimation. This approach can enable energy-aware scheduling, cost optimization and physical host independent energy estimates in virtualized environments. Our approach addresses a critical gap in virtualized environments (e.g. cloud) where direct energy measurement is infeasible.

Keywords— *Virtual Machine Energy Estimation, Guest-Side Energy Modeling, Resource Utilization Metrics, Machine Learning for Energy Prediction, RAPL (Running Average Power Limit), Cloud and Virtualized Environments, Gradient Boosting Regressor*

I. INTRODUCTION

Virtualization is ubiquitous in the IT-sector for server workload isolation, maximization of hardware utilization and improvement of flexibility in configuration, portability, scaling and deployment. The data center industry and cloud computing are examples of fields that would be difficult without virtualization, and thus the infrastructural foundation of most other fields is powered, at least in part, by virtualization. There are different approaches to virtualization, e.g. hypervisor based, kernel based, containers, and so on. The main objective, however, is to provide through some management layer on the physical host (e.g. a hypervisor) common hardware resources (CPU, RAM, storage, networking etc.) to a guest virtual server aka virtual machine (VM). This resource allocation comes, of course, with deliberate limits and security constraints: not

all hardware interfaces and mechanisms are passed on to or exposed from the host to the guest.

In this work, we study how we can estimate the power consumption of a virtual server without having access to the underlying physical power measurement interfaces of the physical host. Energy consumption in data centers accounts for a significant share of global electricity usage, with estimates suggesting that data centers consume over 1% of global electricity. Accurate energy estimation at the VM level is essential for energy-aware scheduling, carbon footprint reporting, and cost optimization. However, most existing approaches require privileged access to hardware counters or external power meters, which is impractical for cloud tenants. There are various approaches in the research literature to virtualization resource and energy consumption estimation. In [1], they use a mathematical model based on CPU utilization and VM placement strategies to estimate energy consumption in cloud data centers. In [2], analytical and regression-based models are used to correlate processor and VM-level resource usage with measured power use. In [3], they use an adaptive workload-aware method that clusters workloads and applies forecasting techniques to estimate server power consumption dynamically. In [4], performance benchmarks (SPEC SERT) and regression models are used to predict power consumption in virtualized environments under varying loads. In [5] a systematic review of energy efficiency metrics (e.g., PUE, SPUE) is conducted to guide estimation and optimization of energy consumption in cloud data centers. This work develops a machine learning-based method that predicts VM energy consumption using only guest-side metrics. We build a novel approach to virtual server energy estimation by combining host-level hardware counters (RAPL), guest-level resource metrics, and ML prediction. As server virtualization is widespread and there is an on-going rapid growth in the data center industry, in particular fuelled by the AI growth, we believe it would be valuable to be able to estimate or predict the energy consumption of virtual servers from the guest-operator perspective, meaning the actor who uses the virtual server without root access to the physical host. In practice, the companies operating the physical infrastructure will not share detailed interfaces for power measurement for security reasons, as mentioned above. Thus, guest-side energy estimation techniques are essential.

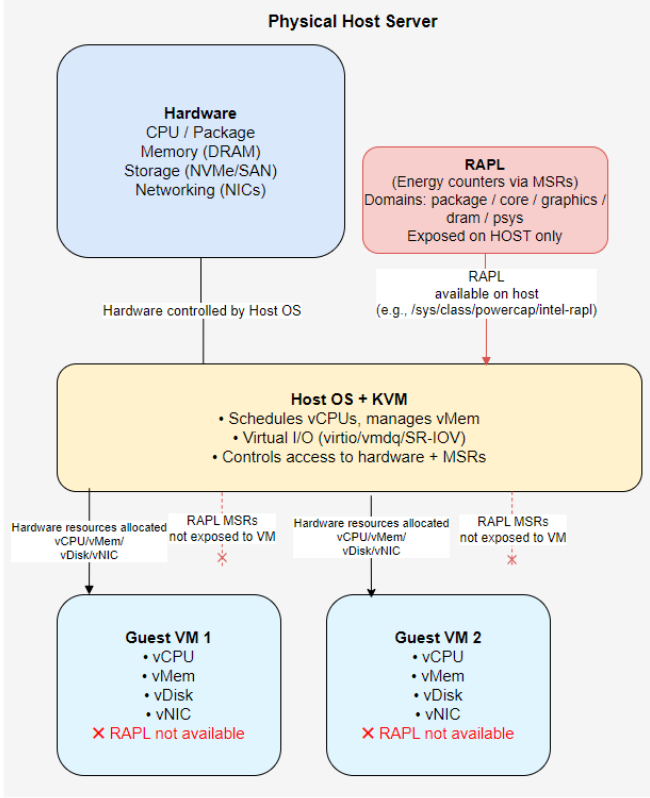


Fig. 1: Illustration of host-guest resource allocation in KVM virtualization and how RAPL counters are inaccessible to guests.

When it comes to measuring the energy consumption of a physical host system, a widespread approach is to use the RAPL (Running Average Power Limit), originally developed by Intel and then later also implemented by AMD, which is a hardware interface that provides energy consumption estimates for the various CPU domains. RAPL was introduced to monitor energy consumption and also to enforce power limits for thermal and energy efficiency. RAPL exposes counters via Model-Specific Registers (MSRs) that report energy consumed in joules. Recent iterations of RAPL is based on fully integrated voltage regulators, enabling actual sensor-based power measurement. Running RAPL for measurement requires root privileges on the physical host server. Obviously, this would be unavailable for guest virtual servers by default, as we show in Figure 1. There are ways to configure a sharing of RAPL outputs from the physical host to the guest virtual servers, but this approach introduces security vulnerabilities and is not recommended ([6]). See Figure 1 for the standard resource availability model. Hence, our objective with this work is to estimate the energy consumption of guest virtual servers by using data-driven modelling techniques.

II. RELATED WORK

Prior research on energy estimation in virtualized environments has focused on host-level measurements using RAPL or external power meters. Some studies have explored VM-level

estimation using statistical models or simulation-based approaches, but these often require assumptions about workload characteristics or hypervisor cooperation. Our approach differs by leveraging resource utilization metrics readily available within the guest OS and applying modern machine learning techniques for accurate prediction.

III. METHOD

A. Data collection

We run our experiments using KVM for virtualization on a physical Linux host with libvirt and virsh for managing the VMs. On the physical host we use PowerJoular ([7]) as a high-level interface to RAPL. On the host, we periodically log current timestamp and CPU Power (Watts) readouts every 1 second interval, pinned to the process id (PID) of the guest virtual server. KVM runs each virtual server as a separate Linux process on the host, which allows us to record the energy consumption of the specific virtual server through said process on the host. On the guest, we log timestamp, cpu, mem, disk-io and network-io measurements ([8]), see Figure 2. Note that the timestamps are not part of the feature variables. We merely log timestamps, as we need to join two datasets along the timestamp dimension: the first dataset of CPU Power measurements on the physical host and the second dataset of resource utilization measurements on the guest virtual server. The data collection method is shown in Figure 2.

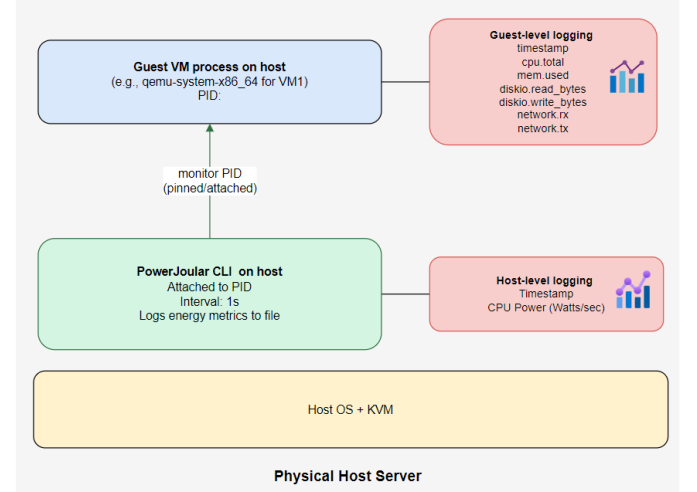


Fig. 2: Overview of the dual-logging setup: RAPL-based energy logging on the host and resource metrics logging on the guest.

B. Model

We selected Gradient Boosting Regressor (GBR) due to its ability to model non-linear relationships, handle heterogeneous features, and being runtime efficient for both training and inference in low-resource environments. Operationalizing a trained model on a virtual server for inferring live energy estimates would in particular benefit from being performance

efficient, as the model would not incur a resource use overhead on the virtual server's resources. The GBR model is an ensemble of 200 regression trees. In each of the workload experiments, we train and assess the model using a 100-fold shuffle split cross validation. We run model training and validation on each of the three experiments (kernel compilation, web server, database server) separately and then we merge the three datasets from the three experiments and run model training and validation jointly.

IV. EXPERIMENTS

To get varied resource utilization which resembles real-life VM deployments, we conduct three different workload experiments:

- Compilation: CPU heavy load
- Web Server: Network I/O heavy load
- Database server: Storage I/O heavy load

We have opted to not run synthetic workloads through pure benchmarking tools (e.g. stress-ng), as we believe such resource utilization patterns would not reflect realistic scenarios.

Each workload was run for approximately 1-3 hour under controlled conditions. Resource metrics were sampled every second using Glances ([8]), while host power consumption was logged via PowerJoular ([7]) which uses RAPL. This setup ensured time-synchronizable data collection for model training.

A. Workload: kernel compilation

We use compilation of the Linux kernel as one of the workloads, as we know it is a long-running CPU-intensive task that involves the broader compiler toolchain. Compilation of source code is a quite common task, so we include this as a workload to capture a common workload pattern.

B. Workload: web server

Running a web server is another common task that we include here as a representative workload pattern. We run an instance of the Apache web server, serving three endpoints: one with a static HTML file, another with a dynamic PHP file and a similar Perl file, both served as CGI scripts. We develop our own test harness to generate a stochastic workload using Apache Bench (ab) to run requests against the web server. Over a total duration of 3 hours, our test bench generates workloads randomly both over time and request batch shaping, i.e. number of requests, level of concurrency and distribution of requests among the various endpoints. The workload is generated by sampling number of requests to be submitted and the concurrency level from truncated lognormal distributions. Inhomogeneous Poisson scheduling with Ogata thinning ([9], [10]) is used to sample the arrival times of requests.

C. Workload: database

A database workload is included to capture a more IO-intensive workload pattern, also being an important task type. We use Postgres as the database and generate workloads using

pgbench. Again we use a test harness to stochastically generate workloads with random sampling of query loads over an extended time period. We use a β -distribution to sample inter-arrival time of when a query load is to be submitted to the database. The transactional load is sampled from a uniform distribution on number of clients and threads.

V. RESULTS

The model evaluation metrics we present in Table I are the mean values from the 100-fold shuffle split cross validation. As we can see, the variance explained is very high ($R^2 \geq 0.90$) for all experiments, and the mean absolute error is low ($MAE \leq 4.10$ Watts).

Workload	R^2	MAE	RMSE
Compilation	0.97	3.03	4.78
Web server	0.91	4.10	6.10
Database	0.90	2.48	4.48
All merged	0.96	3.17	5.11

TABLE I: Mean evaluation metrics (100-fold shuffle split CV) for each workload and combined dataset

We find the feature importances, shown in Table II, based on the mean decrease in impurity (MDI) across all the decision trees within the model ensembles. The feature importances for the three different workloads validates our approach in terms of the respective workload resource focus. The model trained on the CPU heavy workload of compilation indeed shows the CPU feature to be the most important. Similarly, the web server workloads sees the network features as the most important, and the database workload sees disk I/O as the most important feature in the model.

In Figures 3, 4, 5, and 6 we show plots of random, held-out test subsets of ground truths and corresponding predictions for the various workloads separately, and then for the workloads jointly. As we can see from these random samples, the model predictions exhibit a high level of accuracy.

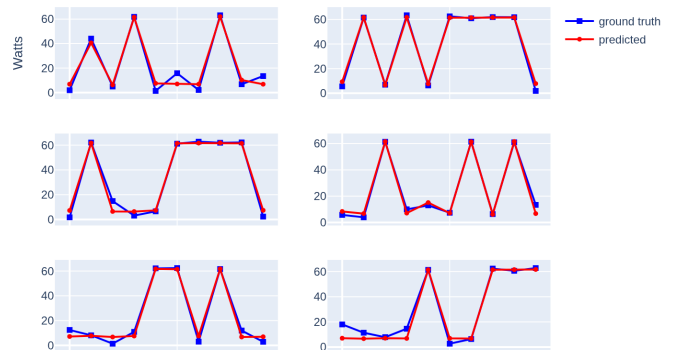


Fig. 3: Workload compilation

Workload	cpu.total	mem.used	disk.read	disk.write	net.rx	net.tx
Compilation	94.70	0.52	0.56	4.07	0.10	0.05
Web server	1.28	1.32	0.10	0.15	79.90	17.25
Database	3.75	4.89	0.05	90.96	0.30	0.05

TABLE II: Relative feature importance (%) based on mean decrease in impurity across GBR trees.

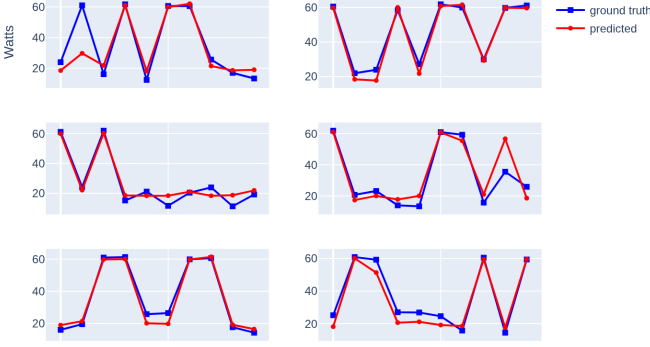


Fig. 4: Workload web server

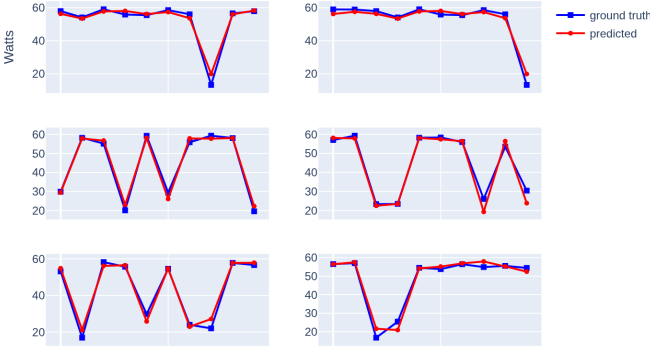


Fig. 5: Workload database

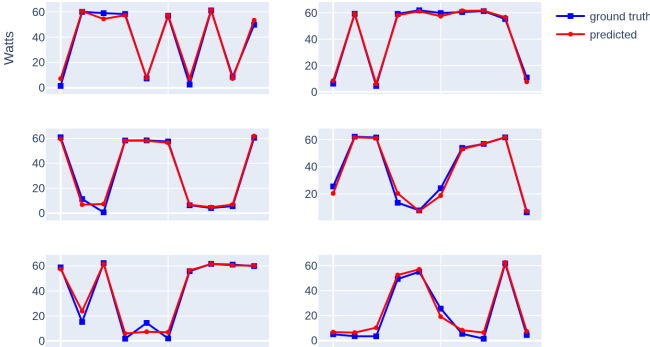


Fig. 6: Workloads merged

VI. CONCLUSIONS

Our findings demonstrate that simple yet sufficiently accurate VM energy estimation is achievable using guest-side

resource consumption metrics and machine learning. This approach can enable infrastructure providers to offer energy-aware billing and help users optimize workloads for sustainability. On the other hand, users need not necessarily rely on the infrastructure providers, and can instead roll their own estimation models on their virtual servers, granted that they have a pre-trained model they can use for inference on their virtual server.

We have shown that it is possible to estimate the energy consumption of virtual servers using a data-driven modelling approach. Once such models are trained using physical access to hosts, they can be used on the guest virtual server side without access to physical power measurement interfaces. In summary,

- We develop a data-driven guest-side energy estimation model
- Train and evaluate the models across realistic workloads separately and jointly
- Demonstrate high accuracy and variance explained ($0.90 \leq R^2 \leq 0.97$)

VII. LIMITATIONS

Our experiments were conducted on a single physical hardware platform and under controlled workloads; generalization to heterogeneous hardware environments and production workloads requires further validation.

VIII. OUTLOOK

We believe that this estimation method can serve as a valuable addition to the growing research areas of IT-energy measurement and energy optimization, especially with the growth in the data center industry. Future improvements include leveraging additional RAPL domains, incorporating more guest-side features, and exploring deep learning architectures for temporal modeling. This can be done by using RAPL interfaces with access to more CPU domains on the physical host side. Another direction is to log more resource features on the guest virtual server side. One can also experiment with deep learning model architectures in addition to our boosted regression tree approach. We have restricted our attention to gradient boosted regression trees as these are efficient to train and already achieved a high R^2 score of above 0.90. Future work includes exploring deep learning architectures such as LSTMs for temporal modeling, incorporating additional features like CPU frequency scaling, and validating the approach on multi-tenant cloud environments. Transfer learning could allow models trained on one host to generalize

across heterogeneous hardware. Yet another research direction would be to gather a larger training data set across a diverse set of hardware (especially CPU models) and virtual server parameters (vCPU, RAM, etc.).

REFERENCES

- [1] M. Hassan *et al.*, “Energy consumption model for virtual machines in cloud data centre,” *International Journal of Advanced Trends in Computer Science and Engineering*, vol. 9, no. 1.4, pp. 59–64, 2020. [Online]. Available: <https://www.warse.org/IJATCSE/static/pdf/file/ijatcse05914sl2020.pdf>
- [2] C. Möbius, W. Dargie, and A. Schill, “Power consumption estimation models for processors, virtual machines, and servers,” *IEEE Transactions on Parallel and Distributed Systems*, vol. 25, no. 6, pp. 1600–1614, 2014. [Online]. Available: <https://www.rn.inf.tu-dresden.de/uploads/Publikationen/tpds2013.pdf>
- [3] X. Lin *et al.*, “An adaptive workload-aware power consumption measuring method for servers in cloud data centers,” *Computing*, vol. 105, pp. 1–20, 2023. [Online]. Available: <https://link.springer.com/article/10.1007/s00607-020-00819-4>
- [4] J. von Kistowski *et al.*, “Predicting power consumption in virtualized environments,” in *European Workshop on Performance Engineering (EPEW)*. Springer, 2016, pp. 85–100. [Online]. Available: https://link.springer.com/chapter/10.1007/978-3-319-46433-6_6
- [5] M. Safari *et al.*, “A systematic review of energy efficiency metrics for optimizing cloud data center operations and management,” *Electronics*, vol. 14, no. 11, p. 2214, 2025. [Online]. Available: <https://www.mdpi.com/2079-9292/14/11/2214>
- [6] Intel Corporation, “Running Average Power Limit Energy Reporting / CVE-2020-8694 , CVE-2020-8695 / INTEL-SA-00389,” 2024, accessed: 2025-09-05. [Online]. Available: <https://www.intel.com/content/www/us/en/developer/articles/technical/software-security-guidance/advisory-guidance/running-average-power-limit-energy-reporting.html>
- [7] A. Nouredine, “Powerjoular and joularjx: Multi-platform software power monitoring tools,” in *18th International Conference on Intelligent Environments (IE2022)*, Biarritz, France, Jun 2022.
- [8] N. Hennion, “Glances - an eye on your system,” accessed: 2025-09-05. [Online]. Available: [\url{https://nicolargo.github.io/glances/}](https://nicolargo.github.io/glances/)
- [9] P. A. W. Lewis and G. S. Shedler, “Simulation of nonhomogeneous poisson processes by thinning,” Naval Postgraduate School, Monterey, CA, Tech. Rep. NPS-55-78-014, 1979. [Online]. Available: <https://calhoun.nps.edu/bitstream/handle/10945/63247/NPS-55-78-014.pdf>
- [10] Y. Ogata, “On Lewis’ simulation method for point processes,” *IEEE Transactions on Information Theory*, vol. 27, no. 1, pp. 23–31, 1981.