

SWE-Effi: Re-Evaluating Software AI Agent System Effectiveness Under Resource Constraints

Zhiyu Fan^{1*} Kirill Vasilevski^{2*} Dayi Lin² Boyuan Chen² Yihao Chen²
 Zhiqing Zhong³ Jie M. Zhang⁴ Pinjia He³ Ahmed E. Hassan⁵
¹Huawei ²Huawei Canada
³The Chinese University of Hong Kong, Shenzhen
⁴King’s College London ⁵Queen’s University

Abstract

The advancement of large language models (LLMs) and code agents has demonstrated significant potential to assist software engineering (SWE) tasks, such as autonomous issue resolution and feature addition. Existing AI for software engineering leaderboards (e.g., SWE-bench) focus solely on solution accuracy, ignoring the crucial factor of effectiveness in a resource-constrained world. This is a universal problem that also exists beyond software engineering tasks: any AI system should be more than correct—it must also be cost-effective. To address this gap, we introduce SWE-Effi, a set of new metrics to re-evaluate AI systems in terms of holistic effectiveness scores. We define effectiveness as the balance between the accuracy of outcome (e.g., issue resolve rate) and the resources consumed (e.g., token and time). In this paper, we specifically focus on the software engineering scenario by re-ranking popular AI systems for issue resolution on a subset of the SWE-bench benchmark using our new multi-dimensional metrics. We found that AI system’s effectiveness depends not just on the scaffold itself, but on how well it integrates with the base model, which is key to achieving strong performance in a resource-efficient manner. We also identified systematic challenges such as the “token snowball” effect and, more significantly, a pattern of “expensive failures”. In these cases, agents consume excessive resources while stuck on unsolvable tasks—an issue that not only limits practical deployment but also drives up the cost of failed rollouts during RL training. Lastly, we observed a clear trade-off between effectiveness under the token budget and effectiveness under the time budget, which plays a crucial role in managing project budgets and enabling scalable reinforcement learning, where fast responses are essential.

1 Introduction

Leaderboards for benchmarks like SWE-bench [1] provide a foundation for measuring the progress of AI coding assistants in repository-level SWE (software engineering) tasks, such as resolving issues submitted by developers. Yet, the spotlight on these leaderboards shines almost exclusively on a single metric: the resolve rate. Current evaluation paradigms often operate on the implicit assumption of unlimited resources, but companies and developers live in a resource-constrained reality. Was the solution found in minutes, or did it burn through hours of expensive GPU time? Can a team even afford to run this agent on a daily basis? By ignoring such questions, current benchmarks create a disconnect from the realities of practical AI deployment. While our focus is on software engineering, this is a universal problem: a solution from any AI system should be more than correct—it must also be cost-effective.

Leaderboard, data, and code at <https://centre-for-software-excellence.github.io/SWE-Effi/>

*Equal contribution

This perspective shift is critical for two key frontiers in AI-driven software development. First, a trend emerges where agents consume massive LLM tokens (e.g., by test-time compute) to resolve one particular SWE task and earn marginal gains on leaderboards. This raises a critical question about the law of diminishing returns: Is a 1% improvement in resolve rate worth a 5x increase in cost? We argue that this path may not be the most promising direction for building truly scalable and accessible tools. Second, SWE agent scaffolds are increasingly being used as foundations by research teams to train smarter, self-improving models that specialize in SWE tasks through Reinforcement Learning (RL). In long-horizon RLs (like DeepResearch Agent [2] and SkyRL [3] training), they usually have effectiveness requirements so that the RL process will not run forever. In the SWE task scenario, each RL training step, or "rollout," involves setting up the project environment, LLM reasoning, code execution, and test validation. If a SWE agent scaffold is slow or expensive, it hinders the entire RL process. High latency per rollout becomes a significant barrier to effective RL training, limiting progress across the community. For instance, DeepSWE [4] developed a custom scaffold to ensure low-latency performance for RL. The Sky-RL [3] project uses OpenHands [5] but requires extensive optimizations to make training feasible. Similarly, SWE-RL [6] employs the lightweight Agentless-Mini [6] yet avoids direct execution feedback in RL, likely due to high execution costs. These challenges arise because RL relies on massive-scale trial and error, directly affected by the scaffold's performance.

To bridge this gap, we introduce the SWE-Effi, a set of new metrics to re-evaluate AI systems in terms of holistic effectiveness scores. While not a new benchmark, we re-evaluate and analyze AI systems¹ on top of the well-established SWE-bench [1]. To be clear, SWE-Effi is designed to complement existing benchmarks like SWE-bench [1]. SWE-Effi offers a holistic perspective on AI system evaluation and highlights performance under resource constraints, emphasizing effectiveness under the cost budget. Moreover, SWE-Effi serves as a valuable indicator for identifying promising foundations in Reinforcement Learning for SWE tasks.

Our re-evaluation of popular AI systems through this lens yields critical, and often counter-intuitive, insights. We find that a system's effectiveness is not an inherent property of its scaffold but emerges from its synergy with the base LLM. For instance, while the SWE-Agent scaffold achieves a respectable Effectiveness under Token Budget (EuTB) score of 21.8% with the Qwen3-32B model, its effectiveness collapses when paired with GPT-4o-mini, causing the EuTB score to a mere 5.1%. This dramatic drop is symptomatic of a larger issue we identify: "expensive failures." Our analysis reveals that for this same system, an unresolved attempt consumes on average over 4 times more resources than a successful one. These hidden costs, completely invisible to traditional resolve-rate metrics, demonstrate the critical need for our holistic evaluation paradigm.

Our primary contribution is a new evaluation perspective, metrics, and a public leaderboard. We conducted an exploratory study, which analyzed five well-known SWE agent scaffoldings (AutoCodeRover [7], SWE-agent [8], OpenHands [5], Agentless [9], Agentless-Mini [6]) paired with three different LLMs (GPT-4o-mini [10], Llama-3.3-70B [11], Qwen3-32B [12]) on a representative subset of SWE issues. While we tracked the final resolve rate, our main focus was on evaluating the overall AI system's time and resource effectiveness in resolving issues and analyzing the characteristics behind it. The findings we present are not intended to be a final, definitive verdict on these five scaffolds. Rather, they serve as an example of the deeper understanding we can unlock by looking at the same problems from a different perspective.

2 Related Work

2.1 AI System Evaluation on Software Engineering Tasks

With the development of LLMs, researchers have begun to investigate whether LLMs can perform more complicated software engineering tasks beyond direct code generation. Jimenez et al. [1] first introduced SWE-bench to evaluate LLMs' ability to resolve real GitHub issues, which typically involves understanding the issue, localizing files to be edited, and modifying them. Follow up work SWE-bench-Verified [13] then helped to improve quality and robustness of the benchmark through manual evaluation and selection of high-quality instances by human experts. Baterdinov et al. [14] also extended SWE-bench work by providing 21,000 new real-world tasks in order to expand the

¹By "AI system" we refer to a single software system that includes an AI model (LLM) with a software scaffold (e.g., agent) working together to solve a given task.

limited number of high quality SWE data and ensure better evaluation on SWE tasks. At the same time, Zan et al. [15] and Guo et al. [16] proposed SWE task evaluations with more programming languages as well as including multimodal data such as diagrams and images. Beyond GitHub issue resolution, there have been numerous works aimed at using LLMs for various aspects of software engineering. Mündler et al. [17] proposed SWT-BENCH to evaluate LLM coding agents’ ability to generate test cases that reproduce issues described in natural language, meanwhile, He et al. [18] provided SWE-Perf, a benchmark to evaluate LLM proficiency in improving code performance and optimization. Zhao et al. [19] introduced GTArena to evaluate multimodal LLM agents for end-to-end automated GUI testing. Zhu et al. [20] proposed CVE-Bench to challenge LLM agents to exploit vulnerable web applications. However, despite these extensive benchmarks evaluating LLM and agent performance, none of them systematically measure the efficiency of the SWE AI systems, often only focusing on the correctness of the generated solutions.

2.2 LLM-based methods for GitHub Issue Resolution

In recent years, resolving GitHub issues with LLMs has been an extraordinarily active research topic [8, 7, 21, 9, 22–24, 5, 25]. Following recent surveys [26, 27], these methods can be categorized into two types: *agentic* methods and *procedural* methods. Agentic methods resolve issues by using LLM to independently plan, make decisions, and use tools to complete a task. In this paradigm, Yang et al. [8] proposed SWE-Agent that equips LLM with basic editing and testing tools in a ReAct [28] loop, allowing the agent to reason, observe, and interact with the environment by employing a set of tools. Since the original paper, the authors have also released Mini-SWE-Agent [29] that massively simplified the original SWE-Agent, giving the agent only one tool for executing bash commands and simplifying the implementation down to 100 lines of python code. Another agentic scaffold, OpenHands [5], augments LLMs with a more extensive toolset, including an IPython server, a web browser, and editing tools. It also implements an interaction mechanism that allows human to be involved in the ReAct loop. In comparison to agentic methods that grant an LLM freedom in planning and deciding the execution flow, procedural methods treat issue resolution as a fixed pipeline that invokes LLMs at scripted checkpoints in the process. For instance, Xia et al. proposed Agentless [9] that first uses hierarchical localization to identify edited code, then creates several candidate patches and chooses one based on test results. Proposed by Zhang et al., AutoCodeRover [7] localizes suspicious functions using a set of abstract-syntax-tree-based localization tools, generates multiple patches, and then selects one. Yang et al. introduced KGCompass [22], which constructs a knowledge graph from the codebase, repository issues, and pull requests to aid localization, and subsequently generates and selects patches. While there is no consensus on which approach is better, performance and resource efficiency of a scaffold is highly coupled with the strengths and weaknesses of the underlying LLM.

3 The SWE-Effi Resource Effectiveness Evaluation Metrics

To address the limitations of traditional, single-metric evaluations, we introduce **SWE-Effi**, a multi-dimensional framework designed to provide a holistic assessment of AI systems for software engineering. The framework is structured in two layers: a foundational layer of **Core Performance Metrics**—the direct, raw measurements from each experimental trial—and a higher-level layer of **Resource Effectiveness Metrics**, which are derived scores that evaluate overall efficiency.

3.1 Core Performance Metrics: The Foundational Measurements

This first set of metrics represents the fundamental, raw data collected for each trial. These direct measurements serve as the building blocks for our subsequent efficiency analysis.

Resolve Rate (%) The primary outcome metric, representing the percentage of issues an AI system successfully resolves.

CPU Time (s) The raw computational time consumed by the AI system’s scaffold for local operations (e.g., file manipulation, test execution), exclusive of LLM inference latency.

LLM Calls, Input & Output Tokens The raw counts of API requests made to the LLM, and the number of tokens sent to (input) and generated by (output) the model during a trial.

Normalized Inference Time (s) A standardized, hardware-agnostic measure of LLM-related latency. To ensure fair comparisons, raw wall-clock time is replaced with a value predicted by a linear regression model, as detailed in Section 3.1.1.

3.1.1 Derivation of Normalized Inference Time

A key challenge in evaluating systems that rely on external APIs is that raw wall-clock time is an unreliable metric, as it is heavily influenced by external factors such as network conditions and provider-specific hardware. To establish a standardized measure for inference time, we developed a predictive linear regression model. We chose OpenAI’s GPT-4o-mini [10] API as our performance baseline due to its stable and widely representative performance. We trained this model on a dataset of 515,041 individual raw API call logs collected in our experiment in Section 4, partitioned into a 90% training set and a 10% validation set. The model achieved a strong coefficient of determination (R^2) of 0.79 on the validation set, indicating a good fit. The resulting equation is defined as:

$$\begin{aligned} \text{Normalized Inference Time (s)} = & \underbrace{1.457}_{\text{Fixed Overhead } (\alpha)} + \underbrace{4.266 \times 10^{-5}}_{\text{Per-Input-Token Latency } (\beta_1)} \times (\text{Input Tokens}) \\ & + \underbrace{4.999 \times 10^{-3}}_{\text{Per-Output-Token Latency } (\beta_2)} \times (\text{Output Tokens}) \end{aligned} \quad (1)$$

The components of this model represent distinct phases of an API call:

- **Fixed Overhead (α):** A constant base latency of 1.457 second, accounting for fixed costs like network round-trips and initial request processing.
- **Per-Input-Token Latency (β_1):** The time cost to process each input token, corresponding to the model’s "prefill" phase.
- **Per-Output-Token Latency (β_2):** The time cost to generate each output token, corresponding to the "decoding" phase.

This validated regression model serves as our universal yardstick for standardizing time. For every LLM call made by any system, we apply Equation 1 to its input and output token counts to calculate its Normalized Inference Time. It translates raw latencies from different services into a single, hardware-agnostic value, enabling a fair and direct comparison across all experiments.

3.2 Resource Effectiveness Metrics: Scoring Efficiency

While the core metrics provide raw data points, they do not, by themselves, measure efficiency. For example, a high CPU time is only meaningful when compared to the number of problems solved. To capture this relationship, we introduce our effectiveness metrics. These are derived scores that contextualize resource consumption against task success using the **Area Under the Curve (AUC)**.

For each effectiveness metric, we plot the cumulative number of resolved tasks (derived from the *Resolve Rate*) against the consumption of a specific core metric (e.g., *CPU Time*, *Total Tokens*; example curves are provided in Appendix). The resulting AUC is then normalized to a score between 0 and 1, providing a single, comparable measure of efficiency under a defined budget. Our leaderboard is built on the following four effectiveness scores:

- **Effectiveness under Token Budget (EuTB):** Scores the efficiency of *token usage* by calculating the AUC of the resolve rate vs. total tokens per issue curve, capped at 2 million tokens.
- **Effectiveness under Cost Budget (EuCB):** Scores the efficiency of *monetary expenditure* by calculating the AUC of the resolve rate vs. dollar cost per issue curve, capped at \$1.00 USD².
- **Effectiveness under CPU Time Budget (EuCTB):** Scores the efficiency of the *local computation time* by calculating the AUC of the resolve rate vs. CPU time per issue, capped at 30 minutes.
- **Effectiveness under Inference Time Budget (EuITB):** Scores the efficiency of the system’s usage of *LLM inference time* by calculating the AUC of the resolve rate vs. normalized inference time per issue, also capped at 30 minutes.

²Per-token costs used are provided in the Appendix 7.1

By combining this setup with our detailed measurement, we have created a leaderboard that reflects not just success, but the true cost of that success. The following sections present our detailed experiment setup and our initial observations based on the collected data.

4 Experiment Setup

To ensure our leaderboard provides meaningful and fair comparisons, we meticulously selected the baseline SWE scaffolds, LLMs, and controlled the experiment environment as described below.

SWE Scaffold Selection and Configuration: We selected five popular, actively maintained open-source SWE scaffolds from the top of the SWE-bench [1] leaderboard (as of May 2025): AutoCodeRover [7], OpenHands [5], SWE-Agent [8], Agentless [9], and Agentless-Mini [6]. AutoCodeRover, Agentless, and Agentless-Mini are procedure-based scaffolds that use LLMs to solve software engineering problems in a structured workflow, whereas OpenHands and SWE-Agent are representative agentic-style scaffolds designed for software engineering tasks. They enable LLMs to autonomously plan, edit code, and execute commands by interacting with external tools (e.g., bash), thereby facilitating end-to-end task completion. We configured those scaffolds based on their official guidelines and adhered to their default iteration or generation limits to provide a baseline for "out-of-the-box" performance, except for the termination criteria for SWE-Agent where we adjusted its API budget to a strict \$1 per issue. This forces the agent to operate under the same kind of financial pressure a real team would face. To ensure our time duration measurements were accurate and unbiased, we explicitly disabled any parallel processing capabilities for the five scaffolds. This allowed us to measure the true, sequential processing time of each scaffold's core logic, making our time-based comparisons direct and fair. To capture the fine-grained data for our analysis, we augmented each SWE scaffold's logging and added our own profiling code to collect the precise time cost regarding local CPU computation and the backend LLM inference for each AI system.

LLM Selection: We selected a subset of LLMs that represent balance of performance and cost, making them suitable for production environments where budgets are a key consideration. To analyze performance across different resource conditions, our selection covers a range of types and sizes:

- GPT-4o-mini-2024-07-18 [10]: A proprietary model from OpenAI, designed for high efficiency and speed. It serves as a baseline for performance in cost-sensitive scenarios.
- Llama-3.3-70B-Instruct [11]: A larger, open-source model from Meta. Its 70B parameter size provides strong, general-purpose capabilities and represents a high-performance option within the open-source ecosystem. Note that this model was quantized to FP8 format.
- Qwen3-32B [12]: A mid-sized, 32B parameter open-source model from Alibaba, noted for its reasoning abilities. We selected it specifically for its strong reasoning abilities relative to its size. This allows us to evaluate the performance of a more lightweight but capable alternative, which is an attractive profile for resource-constrained environments.

To use these models, we accessed GPT-4o-mini via the OpenAI API, Llama-3.3-70B via Together.AI's inference service, and Qwen3-32B via Alibaba Cloud's API. We modified the selected five SWE scaffoldings where necessary to handle specific API behaviors, such as the streaming-only output of Qwen3-32B from Together.AI, to ensure consistent operation.

Benchmark: We evaluated all scaffold-model combinations on a focused subset of 50 issues randomly drawn from the well-respected SWE-bench-Verified [13] dataset. To ensure this subset was a fair representation of the whole, we used stratified sampling, preserving the original distribution of issues across different software projects. This approach ensures our findings are representative while keeping the experiment manageable. We will make our subset publicly available on HuggingFace.

5 Evaluation of AI System SWE Capability and Efficiency

In this section, we present the main experimental observations for the five selected scaffolds paired with three distinct LLMs described in Section 4. Tables 1 and 2 present the Resource Efficiency (Section 3.2) and Core Performance (Section 3.1) metrics, respectively, which form the basis of our SWE-Effi evaluation. All reported values are aggregated and averaged across all issue instances, including both resolved and unresolved attempts, on our curated subset of the SWE-bench-Verified [1]

Table 1: Performance comparison of SWE AI systems (Scaffold + LLM). The table reports the final Resolve Rate (%) and our SWE-Effi effectiveness scores (detailed in Section 3). Higher values indicate better performance. We mark the best-performed SWE AI system on a metric as bolded.

SWE Scaffold	Base Model	EuTB (%)	EuTB (%)	EuCTB (%)	EuCB (%)	Resolve Rate (%)
AUTOCODEROVER	GPT-4o-mini	11.9	11.6	12.0	10.2	12.0
	Llama-3.3-70B	17.3	26.2	27.9	27.4	28.0
	Qwen3-32B	37.1	33.1	37.9	37.0	38.0
OPENHANDS	GPT-4o-mini	6.8	9.5	9.7	6.1	11.9
	Llama-3.3-70B	17.0	19.3	19.4	19.3	20.0
	Qwen3-32B	22.7	30.7	32.7	26.3	34.0
SWE-AGENT	GPT-4o-mini	5.1	8.3	9.7	2.5	10.0
	Llama-3.3-70B	11.8	11.8	11.9	12.0	12.0
	Qwen3-32B	21.8	19.7	27.7	21.7	28.0
AGENTLESS	GPT-4o-mini	25.3	20.5	11.9	25.5	26.0
	Llama-3.3-70B	26.8	21.3	22.1	27.8	28.0
	Qwen3-32B	46.7	29.9	30.3	47.1	48.0
AGENTLESS-MINI	GPT-4o-mini	19.6	19.8	20.0	19.4	20.0
	Llama-3.3-70B	3.9	4.0	4.0	4.0	4.0
	Qwen3-32B	27.5	27.2	28.0	27.3	28.0

Table 2: Resource performance metrics comparison of SWE AI systems. Taken as the average result across all issue instances (both resolved and unresolved instances) for SWE-bench-Verified. *Inf.* - normalized inference time, *k* - thousand. $T_{IN/OUT}$ - input/output tokens, respectively.

SWE Scaffold	Base Model	Avg CPU Time (s)	Avg Inf. Time (s)	Avg T_{IN} (k)	Avg T_{OUT} (k)	Avg LLM Requests
AUTOCODEROVER	GPT-4o-mini	14.7	84.3	276.7	14.2	39.5
	Llama-3.3-70B	9.5	91.7	416.1	14.5	38.3
	Qwen3-32B	34.5	105.6	55.5	20.4	14.7
OPENHANDS	GPT-4o-mini	94.7	41.4	737.4	1.7	34.1
	Llama-3.3-70B	142.8	64.1	897.1	4.9	30.8
	Qwen3-32B	102.5	99.1	335.4	16.7	19.5
SWE-AGENT	GPT-4o-mini	138.1	470.7	8143	24.4	181
	Llama-3.3-70B	15	25.9	193.7	3.2	29.1
	Qwen3-32B	22.4	225.2	440.2	41	35.5
AGENTLESS	GPT-4o-mini	889	141.1	29.4	27.7	82.3
	Llama-3.3-70B	454.8	166.2	63.9	32.4	80.0
	Qwen3-32B	727.9	209.4	26	41.4	83.1
AGENTLESS-MINI	GPT-4o-mini	0.7	4.6	35.2	1.7	2.0
	Llama-3.3-70B	0.8	11.3	37.5	4.0	2.0
	Qwen3-32B	0.8	49.4	34.1	9.3	2.0

benchmark. Additionally, we provide our analysis and uncover several crucial trends and trade-offs that are vital for anyone looking to build, deploy, or research performant and efficient AI software engineering systems. Lastly, we provide additional evaluation data in the Appendix.

5.1 Observation 1: SWE Scaffold Performance Is Highly Model-Dependent

Tables 1 and 2 highlight that the choice of base model has a stronger impact on outcome quality than SWE scaffold design alone. While SWE scaffolds such as OpenHands and SWE-Agent were previously among the top performers on SWE-bench, their performance drops significantly when paired with alternative LLMs. For example, SWE-Agent paired with Qwen3-32B achieves a 28% resolution rate with 35.5 API calls and 440k input tokens, but this drops to just 10% when using GPT-4o-mini, despite requiring 181 calls and over 8.1 million input tokens—more than 18× the token cost. Similarly, OpenHands achieves 34% resolution and a respectable Effectiveness under Token Budget (EuTB) of 22.7% with Qwen3-32B, but falls to 11.9% and its EuTB score collapses to a mere 6.8% when paired with GPT-4o-mini.

In contrast, AutoCodeRover, a simpler SWE scaffold, consistently delivers a competitive performance. With Qwen3-32B, it achieves a 38% resolution rate using only 14.7 API calls and 55.5K input tokens—far more efficient than its peers. Even with GPT-4o-mini, it maintains 12% resolution, outperforming OpenHands and SWE-Agent at the same model setting. These results underscore the

importance of LLM–scaffold synergy, where the effectiveness of a scaffold is tightly coupled with the reasoning capabilities and effectiveness under token budget (EuTB) of its underlying LLM.

Another key pattern is the performance of Agentless, which leads all SWE scaffolds in resolution rate (48% with Qwen3-32B), but at the cost of significant computation: it consumes an average of 83.1 API calls, 209.4 seconds of inference time, and 727.9 seconds of CPU time—among the highest in the table. This is due to its default design of generating numerous repair patches and tests, as well as executing regression and reproduction tests for each trial, trading off effectiveness for robustness.

These observations underscore the necessity of incorporating resource effectiveness metrics as resolution rate alone may obscure the real cost of success.

5.2 Observation 2: High-Quality Reasoning Minimizes Iterations and Saves Tokens

Counter-intuitively, we observe that the reasoning model that consumes significantly more tokens per call can resolve issue instances with fewer total tokens. Table 1 shows that using a smaller, specialized "reasoning" model like Qwen3-32B was significantly more token-efficient than using a larger, general-purpose model like Llama-3.3-70B. Consider AutoCodeRover: with the specialized reasoning of Qwen3-32B, it achieves outstanding scores in every category: EuTB (37.1%), EuITB (33.1%), EuCTB (37.9%), and EuCB (37.0%). When using the larger, general-purpose Llama-3.3-70B model, all of its effectiveness scores are cut nearly in half.

The main reason is that, while a reasoning model may be more intensive per call, it enables the AI system to solve problems with fewer API calls (e.g., 15 calls for Qwen vs. 38 calls for Llama with AutoCodeRover). This reveals a critical insight: the primary driver of an AI system’s total cost is the number of interactions, not the intensity of each one. A smarter model that can formulate a more concise strategy saves vast amounts of tokens and time by avoiding unnecessary back-and-forth communication.

5.3 Observation 3: Token Snowball: Cascading Amplification of Invalid Context

Figure 1 shows the relationship between the number of API calls per instance and the total number of input tokens consumed by that instance, comparing the three scaffolds: AutoCodeRover, OpenHands, and SWE-Agent. As the number of calls increases, input token consumption grows steadily in both cases—but crucially, this growth is roughly linear per call. This is because most agent frameworks today adopt a naïve memory accumulation strategy, where each new LLM response is appended to the next input prompt. While simple to implement, this leads to monotonic prompt growth, with each API call adding thousands of tokens even when the agent fails to make meaningful progress. We refer to this persistent design inefficiency as the *Token Snowball Effect*: even small per-call additions to the prompt accumulate into a large and often unnecessary context over long interaction trajectories. Snowball Effect creates not only excessive LLM cost and latency, but also a cognitive burden on the model: as the context window becomes cluttered with stale information, the LLM may lose focus on relevant cues, reducing reasoning quality and success rate, subsequently leading to more iterations and continuous Token Snowball Effect.

The "Token Snowball Effect" is particularly evident in SWE-Agent with GPT-4o-mini (Figure 1c), which frequently enters long, high-token trajectories without converging on a fix. By contrast, AutoCodeRover with Qwen3-32B (Figure 1a) tends to terminate earlier, often solving issues with fewer API calls and lower token usage overall. This suggests the necessity of developing better budget management strategies and advanced memory abstraction techniques. Better budget management strategies can balance scaffoldings’ issue-resolving ability and the budget, stopping the task if the token snowball grows to an unacceptable level, but can barely resolve the issue, while better memory abstraction techniques can mitigate the growth of the token snowball.

5.4 Observation 4: Failing is Far More Expensive Than Succeeding

Table 3 compares the core performance metrics and resource usage between resolved (R) and unresolved (U) issue attempts. We can observe a trend that unresolved issues tend to consume more resources on average, including longer inference time, higher token usage (Figure 2), and more execution steps, indicating inefficiencies in failure cases. Take SWE-Agent with GPT-4o-mini as an example: a failed attempt consumes over 8.8 million tokens and 658 seconds, while a successful one

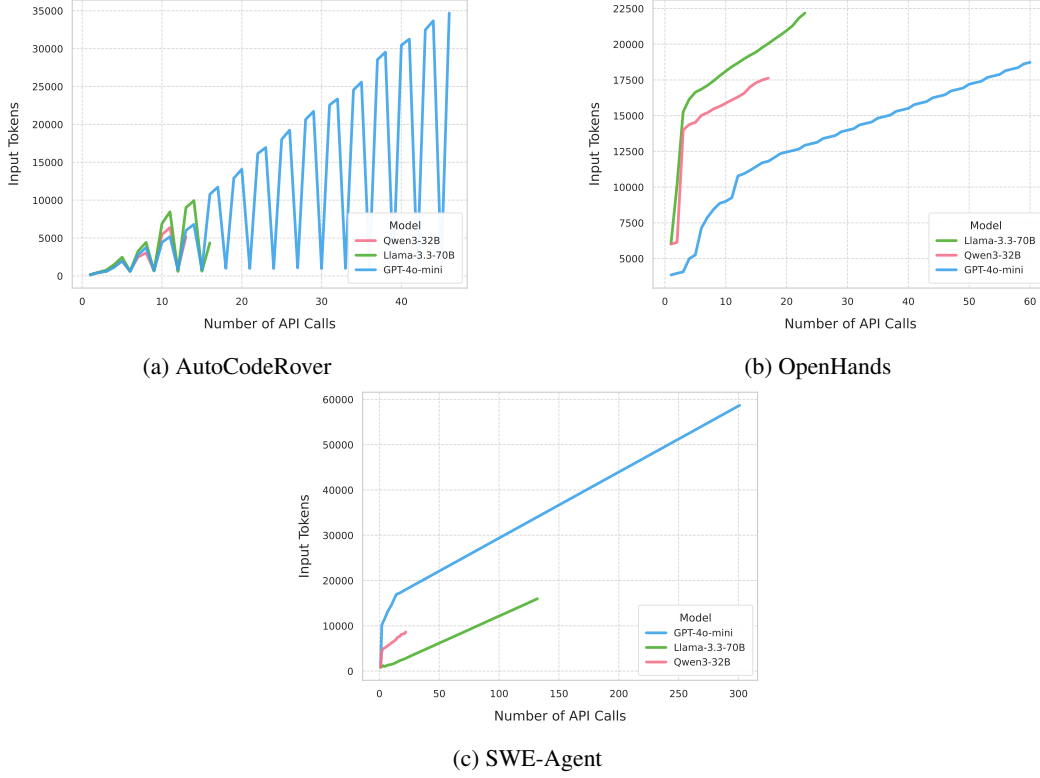


Figure 1: The relationship between the number of input tokens and the number of LLM calls. One SWE-Bench task instance is selected (*scikit-learn-14496*) from each of AutoCodeRover, OpenHands, and SWE-Agent as a showcase.

Table 3: Resource performance metrics comparison of AI systems across resolved (R) and unresolved (U) issues; mean across samples. *Inf.* - normalized inference time, *k* - thousand.

SWE Scaffold	Base Model	Total Time (s)		CPU Time (s)		Inf. Time (s)		Total Tokens (k)		LLM Requests	
		U	R	U	R	U	R	U	R	U	R
AutoCodeRover	GPT-4o-mini	109.5	21.4	16.3	2.9	93.0	25.4	328	25	43.5	10.0
	Llama-3.3-70B	122.7	45.9	10.8	6.1	111.9	39.8	540	147	45.0	20.9
	Qwen3-32B	173.5	85.4	52.2	5.5	121.4	51.2	91	51	16.1	12.4
OpenHands	GPT-4o-mini	142.9	86.0	99.9	55.6	42.9	30.3	775	472	34.2	35.2
	Llama-3.3-70B	238.9	79.0	164.5	56.0	74.4	23.0	1068	238	34.9	14.3
	Qwen3-32B	237.4	131.8	118.0	72.2	119.4	59.6	424	211	22.5	13.6
SWE-AGENT	GPT-4o-mini	658.0	167.2	146.8	59.9	51.1	107.3	8867	1865	192.0	81.6
	Llama-3.3-70B	43.9	19.0	15.8	8.4	28.0	10.6	220	28	31.4	12.7
	Qwen3-32B	274.8	177.8	22.8	21.4	251.9	156.4	519	383	37.4	30.4
AGENTLESS	GPT-4o-mini	998.4	1120.7	852.5	993.0	145.9	127.7	58	54	81.8	83.9
	Llama-3.3-70B	653.0	538.5	479.8	390.6	173.3	147.9	101	83.7	78.5	83.8
	Qwen3-32B	1037.3	829.0	774.3	677.7	263.0	151.3	79.3	54.4	82.6	83.5
AGENTLESS-MINI	GPT-4o-mini	5.2	5.4	0.64	0.78	4.5	4.6	33.5	44	2.0	2.0
	Llama-3.3-70B	12.4	4.3	0.76	0.54	11.6	3.8	39.4	31.6	2.0	2.0
	Qwen3-32B	62.6	18.3	0.76	0.77	61.8	17.5	46	36.8	2.0	2.0

requires just 1.8 million tokens and 167.2 seconds. That’s more than a 4x increase in both inference time and token cost when the agent is off track. The same pattern holds elsewhere—OpenHands with Llama-3.3-70B takes 238.9 seconds on average when it fails, compared to 79 seconds when it succeeds. Even efficient scaffolds like AutoCodeRover aren’t immune: a failure often takes nearly three times as long as a success.

This “fail expensively” behavior highlights a critical capability gap: the lack of futility detection. When AI systems are on a productive path, they often reach a solution efficiently. But when they’re

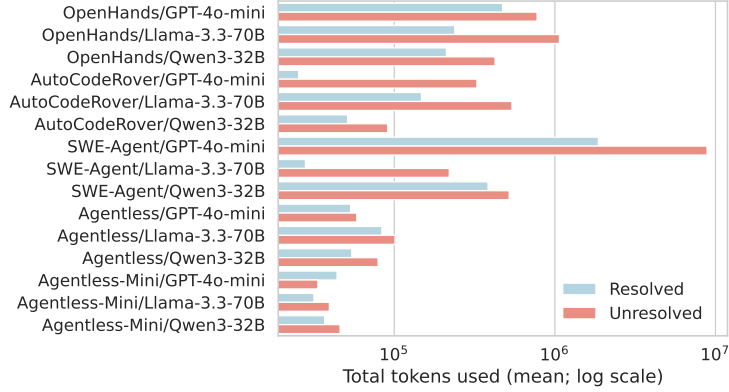


Figure 2: Total input and output tokens used for resolved and unresolved attempts; mean across instances. On average, unresolved attempts utilized more tokens than resolved attempts.

stuck, they enter expensive, repetitive loops, consuming massive amounts of compute until an external budget limit is reached. These hidden costs pose a serious challenge for real-world deployment. Future research may explore how scaffolds can become progress-aware, identifying signals of stagnation—analogueous to code smells in software engineering—and learning to abort or redirect unproductive trajectories before problem-solving spirals out of control.

6 Discussion and Conclusion

In this work, we explored an evaluation paradigm for AI software engineering systems that extends beyond the primary metric of resolve rate. Our analysis of five popular scaffolds in combination with three popular LLMs surfaced several key observations with direct implications for future research. We observed that an AI system’s success is not determined by the scaffold alone but by its synergy with the base model, which is crucial for achieving high performance efficiently. We also identified a clear trade-off between effectiveness under cost budget (tokens) and effectiveness under time budget (latency), directly impacting both a project’s budget and the feasibility of large-scale Reinforcement Learning where low latency is critical for training. Lastly, we observed systemic issues like the "Token Snowball" effect and, most critically, a tendency for AI systems to "fail expensively" where AI system get stuck in resource-intensive loops, hindering their real-world use but also posing a significant barrier to effective RL training.

It is important to note that this work is intended to provide an introduction and initial insights into evaluation of AI system effectiveness and is in no way exhaustive. Due to extensive resource, time, and cost demands, we had to limit the scope of our evaluation down to the 15 permutations of scaffold and LLM combinations from a much larger initial pool. For the same reason, we limited the SWE-bench-Verified dataset down to the 50 samples from initial 500 (e.g., initial runs sometimes took upwards of two weeks to complete with several hundred dollars in API costs). We aim to evaluate more AI systems in the future with the help of the broader research community by releasing our code, data, and hosting a public leaderboard.

It is crucial to highlight that while our experiments were conducted on the SWE-bench benchmark, the insights gained are not confined to software engineering. The systemic issues we identified—such as the "Token Snowball" effect and the pattern of "expensive failures"—are likely fundamental challenges for any autonomous AI system designed to solve complex, multi-step problems in any domain. In light of our findings, we believe that a lightweight framework that avoids expensive failure modes is not only a more practical tool today but also a more "evolvable" foundation for the Reinforcement Learning approaches that will shape the future of AI in software engineering. We hope the SWE-Effi framework provides a valuable contribution to the community, guiding us toward building AI systems that are both powerful and practical.

References

- [1] C. E. Jimenez, J. Yang, A. Wettig, S. Yao, K. Pei, O. Press, and K. R. Narasimhan, “SWE-bench: Can language models resolve real-world github issues?” in *The Twelfth International Conference on Learning Representations*, 2024. [Online]. Available: <https://openreview.net/forum?id=VTF8yNQM66>
- [2] “SkyworkAI/DeepResearchAgent: DeepResearchAgent is a hierarchical multi-agent system designed not only for deep research tasks but also for general-purpose task solving.” <https://github.com/SkyworkAI/DeepResearchAgent>, [Accessed 25-08-2025].
- [3] S. Cao, S. Hegde, D. Li, T. Griggs, S. Liu, E. Tang, J. Pan, X. Wang, A. Malik, G. Neubig, K. Hakhamaneshi, R. Liaw, P. Moritz, M. Zaharia, J. E. Gonzalez, and I. Stoica, “Skylr-v0: Train real-world long-horizon agents via reinforcement learning,” 2025.
- [4] M. Luo, N. Jain, J. Singh, S. Tan, A. Patel, Q. Wu, A. Ariyak, C. Cai, S. Z. Tarun Venkat, B. Athiwaratkun, M. Roongta, C. Zhang, L. E. Li, R. A. Popa, K. Sen, and I. Stoica, “Deepswe: Training a state-of-the-art coding agent from scratch by scaling rl,” <https://pretty-radio-b75.notion.site>, 2025, notion Blog.
- [5] X. Wang, B. Li, Y. Song, F. F. Xu, X. Tang, M. Zhuge, J. Pan, Y. Song, B. Li, J. Singh, H. H. Tran, F. Li, R. Ma, M. Zheng, B. Qian, Y. Shao, N. Muennighoff, Y. Zhang, B. Hui, J. Lin, R. Brennan, H. Peng, H. Ji, and G. Neubig, “Openhands: An open platform for AI software developers as generalist agents,” in *The Thirteenth International Conference on Learning Representations*, 2025. [Online]. Available: <https://openreview.net/forum?id=OJd3ayDDoF>
- [6] Y. Wei, O. Duchenne, J. Copet, Q. Carbonneaux, L. Zhang, D. Fried, G. Synnaeve, R. Singh, and S. I. Wang, “Swe-rl: Advancing llm reasoning via reinforcement learning on open software evolution,” *arXiv preprint arXiv:2502.18449*, 2025.
- [7] Y. Zhang, H. Ruan, Z. Fan, and A. Roychoudhury, “Autocoderover: Autonomous program improvement,” in *Proceedings of the 33rd ACM SIGSOFT International Symposium on Software Testing and Analysis*, 2024, pp. 1592–1604.
- [8] J. Yang, C. E. Jimenez, A. Wettig, K. Lieret, S. Yao, K. Narasimhan, and O. Press, “Swe-agent: Agent-computer interfaces enable automated software engineering,” *Advances in Neural Information Processing Systems*, vol. 37, pp. 50 528–50 652, 2024.
- [9] C. S. Xia, Y. Deng, S. Dunn, and L. Zhang, “Agentless: Demystifying llm-based software engineering agents,” *arXiv preprint arXiv:2407.01489*, 2024.
- [10] “GPT-4o mini: advancing cost-efficient intelligence,” <https://openai.com/index/gpt-4o-mini-advancing-cost-efficient-intelligence/>, [Accessed 15-08-2025].
- [11] “Llama 3.3 family of models,” https://www.llama.com/docs/model-cards-and-prompt-formats/llama3_3/, [Accessed 13-08-2025].
- [12] Q. Team, “Qwen3: Think Deeper, Act Faster,” <https://qwenlm.github.io/blog/qwen3/>, [Accessed 15-08-2025].
- [13] “Introducing SWE-bench Verified,” <https://openai.com/index/introducing-swe-bench-verified/>, [Accessed 15-08-2025].
- [14] I. Badertdinov, A. Golubev, M. Nekrashevich, A. Shevtsov, S. Karasik, A. Andriushchenko, M. Trofimova, D. Litvintseva, and B. Yangel, “Swe-rebench: An automated pipeline for task collection and decontaminated evaluation of software engineering agents,” 2025. [Online]. Available: <https://arxiv.org/abs/2505.20411>
- [15] D. Zan, Z. Huang, W. Liu, H. Chen, L. Zhang, S. Xin, L. Chen, Q. Liu, X. Zhong, A. Li *et al.*, “Multi-swe-bench: A multilingual benchmark for issue resolving,” *arXiv preprint arXiv:2504.02605*, 2025.
- [16] L. Guo, W. Tao, R. Jiang, Y. Wang, J. Chen, X. Liu, Y. Ma, M. Mao, H. Zhang, and Z. Zheng, “Omnigirl: A multilingual and multimodal benchmark for github issue resolution,” *Proceedings of the ACM on Software Engineering*, vol. 2, no. ISSTA, pp. 24–46, 2025.

- [17] N. Mündler, M. Müller, J. He, and M. Vechev, “Swt-bench: Testing and validating real-world bug-fixes with code agents,” *Advances in Neural Information Processing Systems*, vol. 37, pp. 81 857–81 887, 2024.
- [18] X. He, Q. Liu, M. Du, L. Yan, Z. Fan, Y. Huang, Z. Yuan, and Z. Ma, “Swe-perf: Can language models optimize code performance on real-world repositories?” 2025. [Online]. Available: <https://arxiv.org/abs/2507.12415>
- [19] K. Zhao, J. Song, L. Sha, H. Shen, Z. Chen, T. Zhao, X. Liang, and J. Yin, “Gui testing arena: A unified benchmark for advancing autonomous gui testing agent,” *arXiv preprint arXiv:2412.18426*, 2024.
- [20] Y. Zhu, A. Kellermann, D. Bowman, P. Li, A. Gupta, A. Danda, R. Fang, C. Jensen, E. Ihli, J. Benn *et al.*, “Cve-bench: A benchmark for ai agents’ ability to exploit real-world web application vulnerabilities,” *arXiv preprint arXiv:2503.17332*, 2025.
- [21] A. Antoniadou, A. Örwall, K. Zhang, Y. Xie, A. Goyal, and W. Wang, “Swe-search: Enhancing software agents with monte carlo tree search and iterative refinement,” *arXiv preprint arXiv:2410.20285*, 2024.
- [22] B. Yang, H. Tian, J. Ren, S. Jin, Y. Liu, F. Liu, and B. Le, “Enhancing repository-level software repair via repository-aware knowledge graphs,” *arXiv preprint arXiv:2503.21710*, 2025.
- [23] W. Tao, Y. Zhou, Y. Wang, W. Zhang, H. Zhang, and Y. Cheng, “Magis: Llm-based multi-agent framework for github issue resolution,” *Advances in Neural Information Processing Systems*, vol. 37, pp. 51 963–51 993, 2024.
- [24] H. Su, R. Sun, J. Yoon, P. Yin, T. Yu, and S. Ö. Arık, “Learn-by-interact: A data-centric framework for self-adaptive agents in realistic environments,” *arXiv preprint arXiv:2501.10893*, 2025.
- [25] P. Gao, Z. Tian, X. Meng, X. Wang, R. Hu, Y. Xiao, Y. Liu, Z. Zhang, J. Chen, C. Gao *et al.*, “Trae agent: An llm-based agent for software engineering with test-time scaling,” *arXiv preprint arXiv:2507.23370*, 2025.
- [26] Y. Dong, X. Jiang, J. Qian, T. Wang, K. Zhang, Z. Jin, and G. Li, “A survey on code generation with llm-based agents,” *arXiv preprint arXiv:2508.00083*, 2025.
- [27] B. Yang, Z. Cai, F. Liu, B. Le, L. Zhang, T. F. Bissyandé, Y. Liu, and H. Tian, “A survey of llm-based automated program repair: Taxonomies, design paradigms, and applications,” *arXiv preprint arXiv:2506.23749*, 2025.
- [28] S. Yao, J. Zhao, D. Yu, N. Du, I. Shafran, K. Narasimhan, and Y. Cao, “React: Synergizing reasoning and acting in language models,” in *International Conference on Learning Representations (ICLR)*, 2023.
- [29] “Mini-swe-agent: The 100 line AI agent that solves GitHub issues or helps you in your command line.” <https://github.com/SWE-agent/mini-swe-agent>, [Accessed 15-08-2025].

7 Appendix

7.1 Costs used for Effectiveness under Cost Budget (EuCB) Calculations

To calculate the EuCB, we utilized USD-per-million-tokens costs found on *openrouter.ai* as of July 11, 2025 and picked the cheapest provider: \$0.15 input and \$0.6 output for GPT-4o-mini, \$0.38 input and \$0.12 output for Llama-3.3-70B-Instruct, \$0.10 input and \$0.30 output for Qwen3-32B.

7.2 Additional Resource Efficiency Evaluation

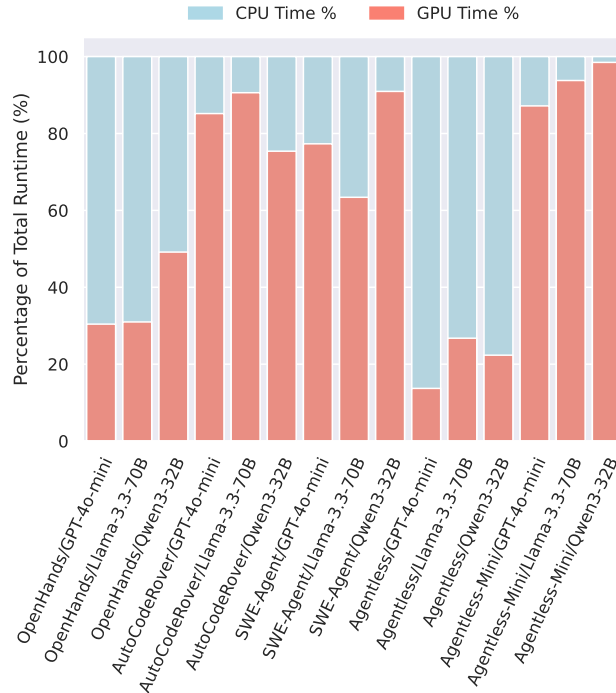


Figure 3: Proportion of runtime spent on CPU or inference (GPU) operations. Scaffolds AutoCodeRover, SWE-Agent, and Agentless-Mini generally spent the most of the total runtime performing inference operations, meanwhile OpenHands and Agentless spent majority of runtime on CPU tasks (e.g., running tests). High inference time for Agentless-Mini is due to scaffold’s two-stage design with nearly no intensive CPU-bound computation. In case of Agentless, CPU time dominates as it involves execution of numerous reproduction and regression tests.

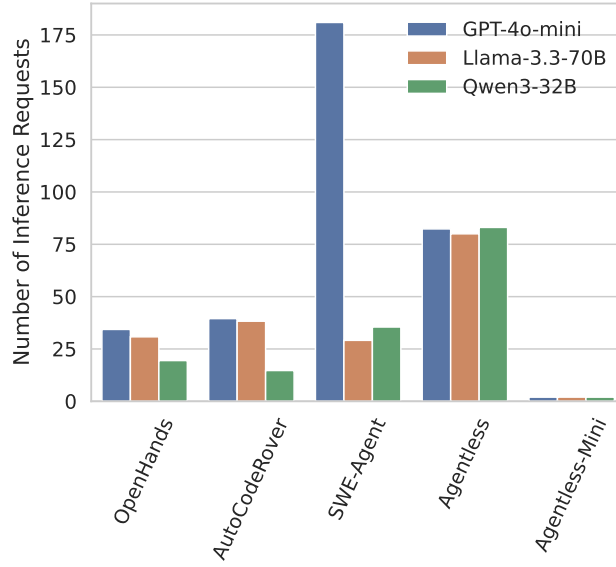


Figure 4: Number of LLM requests per scaffold and model combinations; mean across all instances in select set. The spike in number of inference requests for GPT-4o-mini with SWE-Agent scaffold was due to significantly lower USD-per-tokens costs compared to other models, allowing for more attempts before the cost budget was reached. With the exception of SWE-Agent, GPT-4o-mini and Llama-3.3-70B had similar number of API inference requests across the scaffolds. At the same time, Qwen3 generally had similar to lower number of requests, particularly for OpenHands and AutoCodeRover scaffolds, potentially due to more effective responses provided by Qwen3.

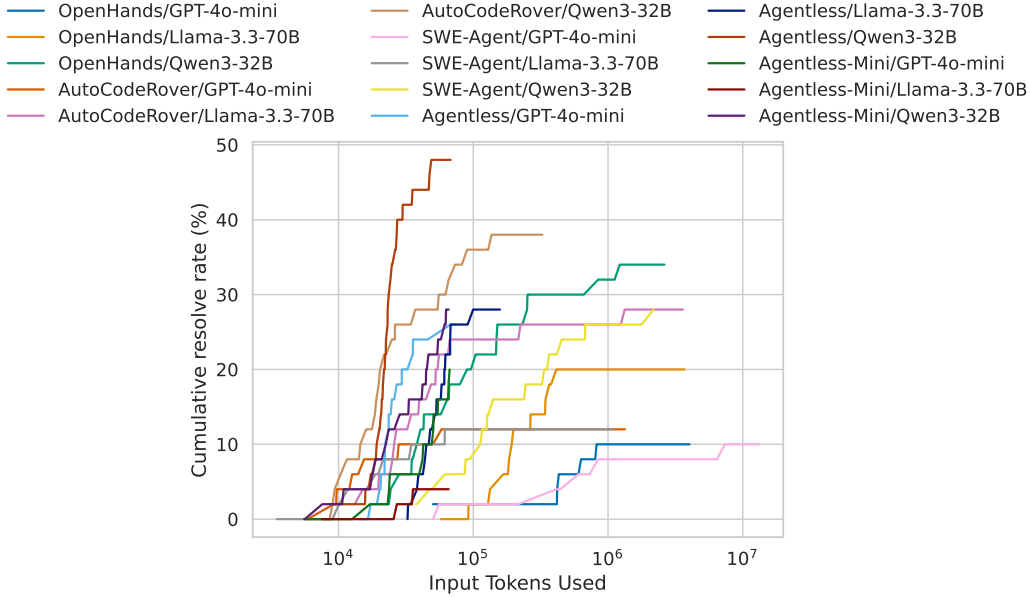


Figure 5: Resolve rate given a per-issue input token usage. This and Figure 6 curves were used for calculation of EuTB metric. Interactive version of this plot will be provided on the leaderboard website.

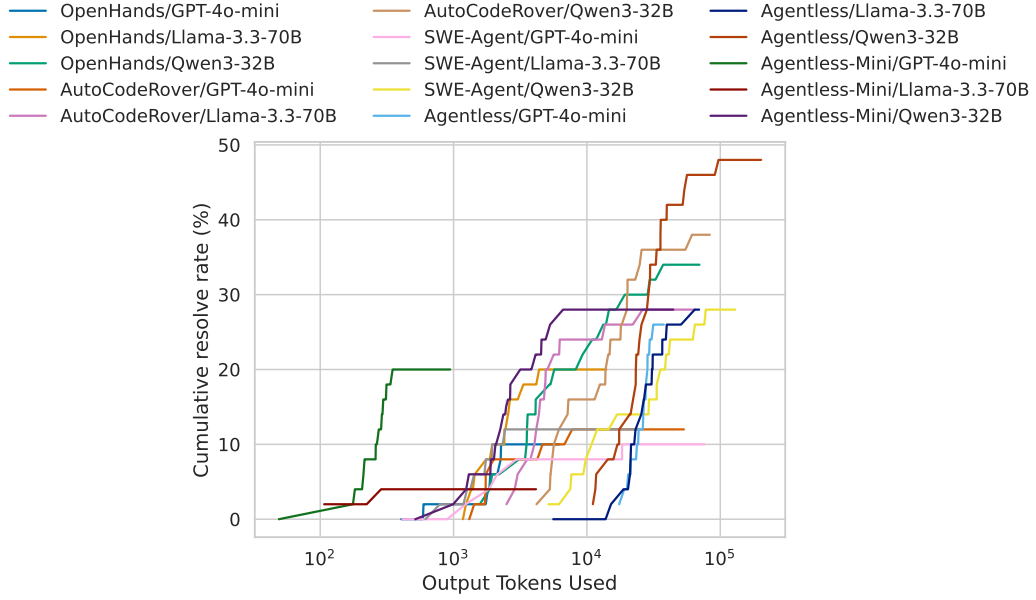


Figure 6: Resolve rate given a per-issue output token usage. This and Figure 5 curves were used for calculation of EuTB metric. Interactive version of this plot will be provided on the leaderboard website.

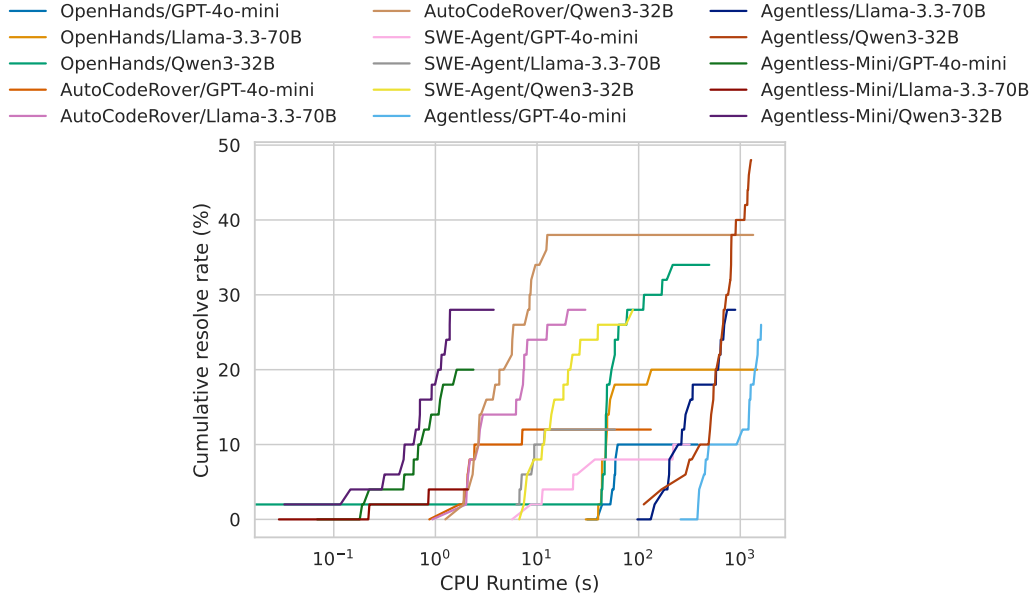


Figure 7: Resolve rate given a per-issue CPU runtime, showing how long a task spent on CPU-bound processing. Interactive version of this plot will be provided on the leaderboard website.