

Topic-Guided Reinforcement Learning with LLMs for Enhancing Multi-Document Summarization

Chuyuan Li¹, Austin Xu², Shafiq Joty², Giuseppe Carenini¹

¹ Department of Computer Science, University of British Columbia

² Salesforce AI Research

chuyuan.li@ubc.ca, carenini@cs.ubc.ca

{austin.xu, sjoty}@salesforce.com

Abstract

A key challenge in Multi-Document Summarization (MDS) is effectively integrating information from multiple sources while maintaining coherence and topical relevance. While Large Language Models have shown impressive results in single-document summarization, their performance on MDS still leaves room for improvement. In this paper, we propose a topic-guided reinforcement learning approach to improve content selection in MDS. We first show that explicitly prompting models with topic labels enhances the informativeness of the generated summaries. Building on this insight, we propose a novel topic reward within the Group Relative Policy Optimization (GRPO) framework to measure topic alignment between the generated summary and source documents. Experimental results on the Multi-News and Multi-XScience datasets demonstrate that our method consistently outperforms strong base-lines, highlighting the effectiveness of leveraging topical cues in MDS.¹

1 Introduction

Multi-Document Summarization (MDS) aims to generate a concise and coherent summary that captures the salient information from a collection of related documents. While recent advances in Large Language Models (LLMs) and prompting strategies have significantly improved the performance of abstractive summarization systems, existing MDS methods still struggle to maintain content relevance, coherence (Belém et al., 2025), and topic consistency (Amar et al., 2023), especially when synthesizing information across multiple sources (Liu et al., 2024b; Lior et al., 2024).

One important yet relatively underexplored direction in MDS is the incorporation of high-level discourse information to guide the summarization

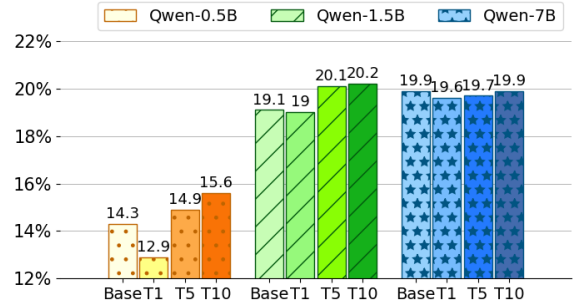


Figure 1: Performance on Multi-News (Fabbri et al., 2019) using prompting (Base) and topic-incorporated prompting (Tn; n means number of topic labels) with Qwen2.5-series model (Qwen et al., 2025). The geometric mean of Rouge-1/2/L scores are reported. Topic key words are previously generated using a *teacher* model: Qwen2.5-7B. We see that topic-enhanced instruction (T5 and T10) improves small LLMs’ (0.5B and 1.5B) performances over standard prompt (Base).

process. Topics offer a global discourse structure that can help models identify salient content, resolve ambiguity, and enhance coherence in the generated summaries (Haghighi and Vanderwende, 2009; Ouyang et al., 2007; Li, 2023). Early work incorporated topic distributions as auxiliary features to enrich word and sentence representations, either via topic models or graph-based approaches (Wei, 2012; Narayan et al., 2018; Wang et al., 2020). However, these methods typically operate at the token or sentence level and do not fully leverage topic signals as explicit guidance. More recent efforts have attempted to better align topic modeling with the summarization objective—for example, by using latent topics to pre-select salient sentences in extractive settings (Cui et al., 2020), or by jointly learning topic representations and summarization (Cui and Hu, 2021). Related work has also explored creating intermediate plans to guide summarization, such as creating *Entity Chains* as key phrases (Narayan et al., 2021) or building question-answering blueprints (Narayan et al., 2023). De-

¹Our code is available at <https://github.com/chuyuanli/TopicRL-for-MDS>.

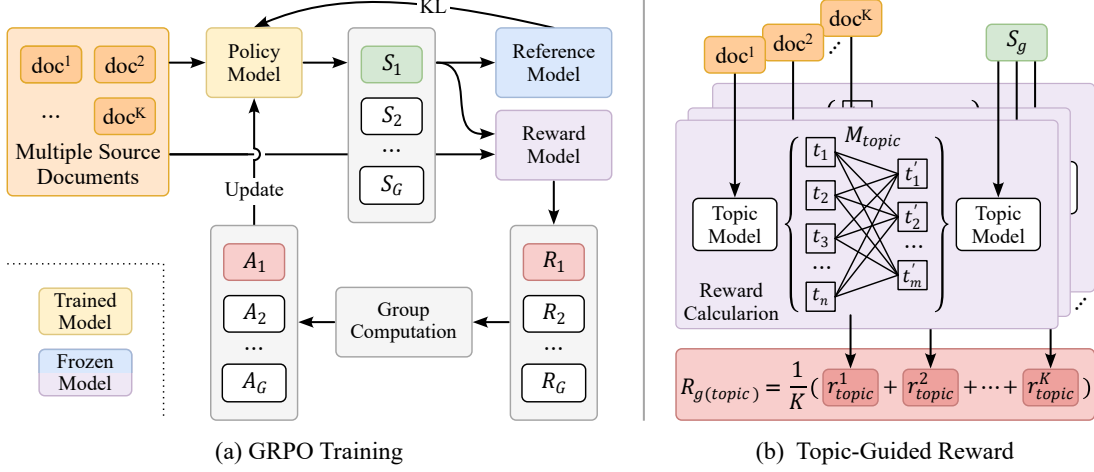


Figure 2: Multi-Document Summarization training (a) using our proposed Topic-Guided reward (b), with GRPO (Shao et al., 2024). Every input data contains K source documents ($\text{doc}^1, \dots, \text{doc}^K$). For each document doc^k , we use a topic model to extract n number of key topic phrases $\{t_1, t_2, \dots, t_n\}$. Similarly, we extract m topic phrases $\{t'_1, t'_2, \dots, t'_m\}$ from each generated summary S_g . We construct a topic similarity matrix M_g^k by comparing the n and m topic phrases from each source document-summary pair, from which we compute a topic alignment score $r_{g(\text{topic})}^k$. We average the alignment scores over all K document-summary pairs to derive the overall topic-guided reward $R_{g(\text{topic})}$, which is then used to calculate the group advantage A_g for updating the policy model.

spite these advances, the explicit use of topic labels as prompts or rewards to guide multi-document summarization remains largely unexplored.

In this work, we investigate the role of explicit topic guidance in enhancing generic MDS. Different from previous studies that incorporate topic distributions or learns latent topics via neural topic modeling, we propose a more direct and interpretable strategy: guiding summarization models using topic phrases explicitly extracted from the source documents. We begin with a simple yet insightful observation: prompting LLMs with extra topic information improves MDS quality in terms of informativeness. Figure 1 shows that when small LLMs (Qwen2.5-0.5B and 1.5B) are applied to summarization tasks, they show notable improvements if prompted with topic labels (“T5” and “T10”), compared to using standard summarization prompt (“Base”). This motivates us to go beyond static prompting and incorporate topic awareness more directly into the training objective.

To this end, we introduce a novel reference-free topic-reward function that quantifies how well a generated summary aligns with its intended topics derived from each source document, see Figure 2 for an overview. Our key assumption is that increasing the topical similarity between the generated summary and source documents will in turn improve the quality of summary generations. Accordingly, our reward is defined with respect to the improvements from (1) coverage: how well the gen-

erated summary covers important topics in source documents, and (2) precision: how relevant the topics in summary are to the source documents. The final reward signal is a harmonic mean, which is then integrated into the Group Relative Policy Optimization framework (Shao et al., 2024) to enable reinforcement learning with topic-guided feedback.

Specifically, we employ Qwen2.5-7B (Qwen et al., 2025) within the reward model to generate topic labels for a given document—either a source article or a summary—while using the smaller Qwen2.5-0.5B model as the policy model. This setup also mirrors a knowledge distillation paradigm where the larger language model transfers topic-related knowledge to the smaller model to guide its learning process. We evaluate our method on two widely-used datasets: Multi-News (Fabbri et al., 2019) and Multi-XScience (Lu et al., 2020), and demonstrate that our topic-aware training strategy leads to consistent improvements over standard and Reinforcement Learning from Human Feedback (RLHF)-guided baselines, as measured by both informativeness metrics (e.g., ROUGE, LLM score) and topic alignment evaluation.

In summary, (1) we show that using topic information improves MDS performance, both via prompting and LLM-based RL; (2) we introduce a novel topic reward to measure source-summary discourse alignment, which is integrated into GRPO to perform topic-guided summarization; (3) empirical results indicate that topic-level signals represent a

valuable yet underexploited form of supervision, yielding even stronger performance when combined with reference-based rewards like ROUGE.

2 Related Work

Multi-Document Summarization (MDS) Earlier approaches for MDS relies on extractive methods that rank and select salient sentences across documents (Nenkova and Vanderwende, 2005; Erkan and Radev, 2004; Zhao et al., 2022). More recent work has shifted toward neural abstractive models that can generate coherent and fluent summaries from scratch (Liu and Lapata, 2019; Zhang et al., 2020; Ma et al., 2022), while facing challenges in maintaining factual accuracy and topical consistency. Alternative methods leverage task-specific pre-training like PRIMERA (Xiao et al., 2022) and graph networks (Liu et al., 2024a; Wang et al., 2022). These approaches each target specific challenges (such as improve scientific MDS (Wang et al., 2022)) that are mostly orthogonal but complementary to our contributions on the general-purpose LLMs.

Discourse-Guided Summarization Although topic modeling has been widely used for document-level content understanding, its application to summarization has been relatively limited (Cui and Hu, 2021). Harabagiu and Lacatusu (2005) explored topic representations using semantic themes (e.g., predicate-argument structures), which required a semantic parser to extract this structural information; Haghighi and Vanderwende (2009) used LDA-style probabilistic topic models (Blei et al., 2003) to select topic-relevant sentences and showed improvement in terms of redundancy; Cohan et al. (2018) and Wang et al. (2020) introduced discourse-level and topic-aware attention mechanisms to enhance long document summarization. Another line of work involves discourse-level planning, where models generate summaries conditioned on given keywords (He et al., 2022; Dou et al., 2021), entities (Narayan et al., 2021), or high-level concept (Zhong et al., 2021). These approaches aim to control the focus of the summary based on user intent or query, while our work focuses on generic summaries that holistically represent the source content using topical information.

Reinforcement learning (RL) for Summarization RL methods has been applied to summarization more broadly to optimize non-differentiable

objectives, such as ROUGE (Ranzato et al., 2016; Paulus et al., 2018; Narayan et al., 2018; Wang et al., 2018) or human preferences (Ziegler et al., 2019; Stiennon et al., 2020; Ouyang et al., 2022). Other approaches incorporate task-specific rewards, e.g., Wu and Hu (2018) learned models of coherence from existing text and used them as RL rewards; Pasunuru and Bansal (2018) incorporated entailment-based consistency rewards to improve the saliency of a good summary; Ryu et al. (2024) optimized multiple dimensions such as relevance and fluency. We extend this line of work by introducing a novel reference-free discourse-level reward that explicitly promotes topical alignment between summaries and source documents—a dimension overlooked by existing metrics. Unlike prior studies focused on single-document summarization, we address the more challenging multi-document setting, where certain proposed rewards (e.g., Ryu et al. (2024)) become impractical.

3 Incorporating Topic Labels into MDS via Prompting

Topic phrases succinctly capture essential information from source documents, providing effective high-level guidance for summarization—our motivation aligns with prior work on *Entity Chains* (Narayan et al., 2021), which utilized ordered sequences of entities as intermediate representations to plan and ground abstractive summary generation. However, unlike the controlled entity sets used in entity chains, we treat our topics as open-ended keywords and phrases. Additionally, rather than incorporating entity generation directly into conditional summarization, we adopt a two-step framework where the topic extraction model is separate from the summarization model. This modular design enables independent analysis of topic extraction’s impact on summarization quality (see §6.6), and provides the flexibility to incorporate more advanced topic models in future experiments.

In this section, we conduct experiments in a zero-shot setting, carefully designing prompts and configurations to best leverage topic-augmented MDS.

Prompting with Topics Formally, given a set of source documents with corresponding topic labels, we prompt a LLM for summarization as follows:

$$P(S|doc^1, T_{doc^1}, \dots, doc^K, T_{doc^K}; \theta), \quad (1)$$

where T_{doc^k} denotes topic labels for document k , and θ represents the LLM parameters. We append

each set of topic labels immediately after its corresponding document, providing explicit topical guidance to assist the summarization model. This resembles the *summary-level entity plans* introduced in Narayan et al. (2021), but extends naturally to multiple document-topic pairs, a format we found consistently more effective than an aggregated-topic version in pilot experiments. Detailed prompt examples are provided in Appendix A.

Teacher-Supervision Mode We examine LLM capabilities by comparing their performance of varying scales (Qwen2.5-0.5B, 1.5B, and 7B). Unsurprisingly, the largest summarization model (7B) achieves the highest baseline performance (average ROUGE 19.9), significantly surpassing smaller models (see “Base” in Figure 1). We employ a teacher-supervision mode, where the larger 7B model explicitly provides topic guidance for the smaller models (0.5B and 1.5B). Under this setting, smaller LLMs clearly benefit from improved topical information provided by the teacher model. However, the 7B model itself, which inherently possesses strong topical modeling capabilities, experiences no gains from self-generated topic labels.

Number of Topic Labels We also explore how the number of topic labels impacts summarization effectiveness, comparing summaries guided by 1, 5, or 10 topics. A single topic label overly constrains summarization, leading to poorer performance across all models (“T1” in Figure 1). On the other hand, summarization quality notably improves when using more labels (“T5” and “T10”), particularly for smaller models.

These findings together suggest that employing richer topic signals through teacher-supervised extraction is beneficial, motivating us to incorporate topic information into the learning process.

4 LLM Reinforcement Learning for MDS

Based on the above observations, we propose a novel topic-guided reward (§4.1) designed to maximize semantic similarity between generated summaries and source documents, coupled with a length penalty (§4.2) to better control the generation length. We implement these rewards using an inverse standard deviation weighting strategy (§4.3) through the recent Group Relative Policy Optimization (GRPO) framework (§4.4). See Figure 2 for the overview of our pipeline.

4.1 Topic-Guided Reward

A key contribution of our approach is a **Topic-F1 reward** metric that can effectively capture the semantic alignment between summaries and their respective source documents. We utilize a two-step embedding and matching procedure to quantify coverage and precision of topics.

For one data input $d = \{doc^1, doc^2, \dots, doc^K\}$, we first apply the Qwen2.5-7B model to extract a set of topic labels $T_{doc} = \{t_1, t_2, \dots, t_n\}$ from each source document doc^k . We design our experiments using different topic numbers: topic number $n = |T_{doc}| = 10$ for Multi-News (Fabbri et al., 2019) and $n = |T_{doc}| = 5$ topics for Multi-XScience (Lu et al., 2020). In preliminary experiments, we observed that inference performance varied with the number of topics, and the best results were achieved when the number of topics matched the number of sentences in the gold summary, aligning with prior work (Narayan et al., 2021). Each topic label—may be a single word or a short phrase—is converted into a dense embedding using the SentenceTransformer model all-mpnet-base-v2 (Reimers and Gurevych, 2019). We select this model due to its compact size and proven effectiveness in generating high-quality embeddings, adding minimal computational overhead in training.

Given a generated summary S_g , we similarly extract and embed its topics $T_{sum} = \{t_1, t_2, \dots, t_m\}$. We construct a similarity matrix M , whose entries M_{ij} represent the cosine similarity between topic embeddings of each pair of topic phrases from source document and generated summary:

$$M_{ij} = \frac{\mathbf{e}_{doc,i} \cdot \mathbf{e}_{sum,j}}{|\mathbf{e}_{doc,i}| |\mathbf{e}_{sum,j}|}, \quad (2)$$

where $\mathbf{e}_{doc,i}$ and $\mathbf{e}_{sum,j}$ represent embeddings for the i^{th} document topic and j^{th} summary topic, respectively. Note that the number of extracted topics from the source document and the generated summary may differ, as summaries are typically much shorter than source documents. We set the number of topics $m = |T_{sum}| = 5$ for both datasets.

Then, we define **Coverage** as the average of the maximum similarity scores between each source topic and its most similar summary topic. Conversely, **Precision** is defined as the average of the maximum similarity scores between each summary topic and its most similar source topic:

$$\text{Coverage} = \frac{1}{n} \sum_{i=1}^n \max_{j=1,2,\dots,m} (M_{ij}), \quad (3)$$

$$\text{Precision} = \frac{1}{m} \sum_{j=1}^m \max_{i=1,2,\dots,n} (M_{ij}). \quad (4)$$

Finally, we calculate the **harmonic mean** of coverage and precision to derive our topic-guided reward r_{topic} . This metric is computed pairwise for every source document-summary pair, encouraging generation of generic summaries that consistently capture key semantic elements across multiple documents. The final reward score R_{topic} is obtained by averaging the r_{topic} values across all document-summary pairs of one data point. Preliminary experiments revealed that computing topic rewards on a pairwise basis consistently outperformed approaches that first merged topics across all documents before comparison, motivating our choice of topic alignment calculation.

4.2 Length-Penalty Reward

As recent research shows, LLMs often fail to respect desired length constraints specified in prompts (Stiennon et al., 2020; Wang et al., 2024a). To mitigate excessive long (or short) output, we introduce a **token-level length reward** designed to penalize deviations from the target length. To determine the number of tokens, we use the tokenizer associated with the reference model—specifically, the Qwen2.5-0.5B model in our case.

Formally, the length reward R_{len} is defined as:

$$R_{\text{len}} = \exp\left(-\frac{|L_{\text{exp}} - L_{\text{sum}}|}{L_{\text{exp}}}\right), \quad (5)$$

where L_{exp} represents the desired summary length and L_{sum} the generated summary length. We compute L_{exp} on a small validation set, with its size tunable to reflect user preferences.

In our pilot experiments, we evaluated both sentence-level and token-level approaches for length penalty. The results showed that token-level control led to significantly better adherence to the target length, effectively preventing summaries from becoming excessively long (up to five times the target length observed in initial trials).

4.3 Reward Weighting

Our reward formulation can be viewed within the broader Multi-Objective Reinforcement Learning (MORL) framework, where multiple objectives—topic precision, coverage, and length constraints—must be simultaneously balanced. Inspired by the MORL literature (Roijers et al., 2013; Van Seijen et al., 2017) and adaptive weighting strategies such

as leveraging reward variance (Cipolla et al., 2018), we adopt an **inverse standard deviation weighting** scheme to stabilize training signals. Given reward signals R_r with standard deviations σ_r which we obtain from a mini-batch (approx. 5% of training set), where r refers to the reward type, the initial weights are defined as:

$$w_r = 1/\sigma_r. \quad (6)$$

Additionally, following Stiennon et al. (2020), we apply an emphasis factor of 2 to the topic-guided reward to reflect domain-specific priorities. This factor is a tunable hyperparameter, selected based on development set performance. The final weights are normalized across all reward types:

$$w_r^{\text{norm}} = \frac{w_r \times \text{factor}_r}{\sum_k (w_k \times \text{factor}_k)}, \quad (7)$$

where $\text{factor}_{\text{topic}} = 2$ and $\text{factor}_{\text{len}} = 1$. In further experiments, we incorporate the reference-based ROUGE reward alongside our reference-free topic-F1 reward, assigning equal weighting to both. This strategy efficiently balances multiple reward components and dynamically emphasizes key metrics.

4.4 GRPO Training

To integrate our weighted reward into GRPO training (Shao et al., 2024), we construct a scalar value R_{total} which combines topic-F1 and length rewards:

$$R_{\text{total}}(S_g) = \sum_r w_r^{\text{norm}} R_r(S_g). \quad (8)$$

The GRPO algorithm computes relative advantages of R_{total} within a group of G sampled completions, i.e., generated summaries:

$$A_g^{\text{GRPO}} = \frac{R_{\text{total}}(S_g) - \frac{1}{G} \sum_{g=1}^G R_{\text{total}}(S_g)}{\text{std}_{g=1,2,\dots,G}(R_{\text{total}}(S_g))}. \quad (9)$$

Given this advantage estimation, the training objective is to optimize the policy (π) parameters θ by maximizing a clipped surrogate objective:

$$L^{\text{GRPO}}(\theta) = \mathbb{E}_{S_g \sim \pi_{\theta_{\text{old}}}} \left[\frac{1}{G} \sum_{g=1}^G \min \left(r_g(\theta) A_g, \right. \right. \\ \left. \left. \text{clip}(r_g(\theta), 1 - \epsilon, 1 + \epsilon) A_g \right) \right] \\ - \beta \cdot \mathbb{D}_{\text{KL}}(\pi_{\theta} \parallel \pi_{\text{ref}}) \quad (10)$$

with probability ratio $r_g(\theta) = \frac{\pi_{\theta}(S_g|d)}{\pi_{\theta_{\text{old}}}(S_g|d)}$ and a KL penalty to regularize policy updates. Note however that our reward design is agnostic to specific RL algorithms, we adopt the GRPO framework due to its recent success (Shao et al., 2024; Guo et al., 2025) and computational efficiency by removing the value model.

5 Experimental Setup

5.1 Datasets

We choose two popular MDS datasets whose source documents and summaries differ along multiple facets such as length and abstractiveness. **(1) Multi-News** (Fabbri et al., 2019) is one of the most widely used MDS datasets in news domain. It contains in average 2.7 source documents per summary with relatively long documents. **(2) Multi-XScience** (Lu et al., 2020) comprises the abstract of a query paper and those of its cited papers as input, with the goal of generating a related work paragraph. On average, it includes 4.4 source documents and has highly abstractive summaries, making it particularly challenging. The key statistics of both datasets are given in Table 9 of Appendix B.

5.2 Evaluation Metrics

We report several complementary metrics that examine different aspects of the generated summaries. To assess summary *informativeness*, we use lexical overlap metrics (e.g., ROUGE-1/2/L/geometric mean; (Lin, 2004)), along with embedding-based semantic similarity measures including BERTSCORE (short in BERT; Zhang et al., 2019) and LLM2VEC SCORE (short in LLM2V; BehnamGhader et al., 2024). The LLM2V metric we use is built upon the Meta-LLaMA-3-8B model fine-tuned (Grattafiori et al., 2024) with unsupervised contrastive learning (Gao et al., 2021). Additionally, we examine *topical alignment* via COV-RATIO and PRERATIO, reflecting respectively the coverage and precision of extracted topics between the summary and source documents.

5.3 Model Comparisons

We primarily use Qwen series for our experiments (Qwen et al., 2025). For all model variants, Qwen-2.5 0.5B-Instruct is used as the policy model in RL training. For reward calculation, we compare different sizes and types of reward model. For all RL-training, we include the length penalty described in §4.2. Implementation details are in the Appendix C. We compare the following variants:

(1) RL-Trained, Topic-reward: Our proposed method, training a policy model (0.5B) with topic-F1 reward and GRPO. We include $RL_{\text{TOPIC-7B}}$ which leverages Qwen-2.5 7B-Instruct model as topic extractor, and explore a smaller variant $RL_{\text{TOPIC-0.5B}}$ with 0.5B model for topic extraction.

(2) RL-Trained, Human-feedback: We compare against a reward model trained to predict human preference from OpenAssistant² (deberta-v3-large-v2): $RL_{\text{HUMAN-FEEDBACK}}$.

(3) Base: We consider two sizes of base model in the Qwen2.5 family: 0.5B model and 7B model evaluated in a zero-shot setting (BASE (0.5B), BASE (7B)). We also compare against 0.5B model guided by topic labels provided by the 7B model: $BASE_{\text{TOPIC-7B}}$, where it approximates the *Entity Chains* (Narayan et al., 2021) within LLMs.

(4) Supervised Fine-Tuning (SFT): We fine-tune Qwen2.5-0.5B-Instruct model for summary generation with the SFT objective.

(5) RL-Trained, Reference-based: Finally, we implement ROUGE-reward using the geometric mean of ROUGE-1/2/L within GRPO framework: RL_{ROUGE} , and benchmark with our model which uses a combination of topic and ROUGE rewards: $RL_{\text{TOPIC-7B+ROUGE}}$.

6 Results and Analysis

6.1 Reference-free Results

Since our topic-guided approach does not rely on references, we compare it first with other reference-free methods. As shown in the top part in Table 1, across both datasets, our method consistently outperforms all baselines in terms of summary informativeness. Specifically, on Multi-News, $RL_{\text{TOPIC-7B}}$ achieves superior embedding-based similarity scores (.845 for BERTSCORE and .798 for LLM score) compared to $RL_{\text{HUMAN-FEEDBACK}}$ (.819 BERTSCORE and .706 LLM score). Even our smaller topic-guided variant, $RL_{\text{TOPIC-0.5B}}$, notably surpasses this baseline in all metrics, illustrating the robustness and scalability of our topic-guided reward framework. Interestingly, our RL-trained model, despite being much smaller, performed comparably with the much larger 7B model (BASE (7B)). This is promising: it suggests that with effective topical guidance, a much smaller LLM can rival or exceed the performance of a significantly larger one. A similar trend is observed for Multi-XScience.

In addition, we introduce a novel topic alignment assessment that directly evaluates the semantic alignment between generated summaries and source documents, independently of gold reference summaries. Our topic-guided models demonstrate

²<https://huggingface.co/OpenAssistant/reward-model-deberta-v3-large-v2>.

		Overlap-Based						Similarity-Based		Topic Alignment	
Model		IM	RM	Rouge-1	Rouge-2	Rouge-L	Rouge-M	BERT	LLM2V	COVRATIO	PRERATIO
Reference-free methods											
News	BASE (0.5B)	0.5B	-	27.22	7.28	15.03	14.31	.842	.721	.513	.622
	BASE (7B)	7B	-	37.09	<u>10.77</u>	19.77	<u>19.91</u>	.845	<u>.796</u>	<u>.538</u>	<u>.672</u>
	BASE _{TOPIC-7B}	0.5B	7B	28.62	8.60	15.83	15.73	<u>.844</u>	.733	.521	.632
	RL _{HUMAN-FEEDBACK}	0.5B	0.3B	33.07	6.99	17.29	15.58	.819	.706	.492	.583
	RL _{TOPIC-0.5B} (ours)	0.5B	0.5B	<u>38.63</u>	10.72	18.81	19.82	.845	.793	.536	<u>.672</u>
	RL _{TOPIC-7B} (ours)	0.5B	7B	39.62	10.97	<u>18.97</u>	20.20	.845	.798	.540	.676
XScience	BASE (0.5B)	0.5B	-	25.05	4.16	13.47	11.19	.822	.637	.490	.480
	BASE (7B)	7B	-	30.08	5.06	15.31	13.26	<u>.838</u>	<u>.728</u>	<u>.550</u>	<u>.549</u>
	BASE _{TOPIC-7B}	0.5B	7B	25.62	4.09	13.93	11.34	.828	.655	.482	.479
	RL _{HUMAN-FEEDBACK}	0.5B	0.3B	26.78	2.90	13.87	10.25	.832	.622	.506	.507
	RL _{TOPIC-0.5B} (ours)	0.5B	0.5B	29.47	4.79	<u>15.90</u>	13.09	.835	.721	.548	<u>.549</u>
	RL _{TOPIC-7B} (ours)	0.5B	7B	30.45	5.38	16.26	13.86	.847	.741	.554	.560
Reference-based methods											
News	SFT	0.5B	-	<u>43.24</u>	<u>14.28</u>	<u>20.51</u>	<u>23.18</u>	<u>.852</u>	<u>.813</u>	.529	.665
	RL _{ROUGE}	0.5B	0.5B	41.43	12.70	19.19	21.61	.849	.802	<u>.533</u>	<u>.670</u>
	RL _{TOPIC-7B+ROUGE} (ours)	0.5B	7B	43.51	14.31	21.55*	23.40	.857*	.823*	.543*	.683*
XSci	SFT	0.5B	-	33.61	9.25	18.28	17.72	.850	.750	.480	.510
	RL _{ROUGE}	0.5B	0.5B	35.20	8.32	18.07	17.43	.849	.755	.542	.543
	RL _{TOPIC-7B+ROUGE} (ours)	0.5B	7B	36.16*	8.96	18.15	17.71	.852*	.765*	.557*	.569*

Table 1: Results of reference-free (top) and reference-based (bottom) methods. Inference model (IM) sizes and reward / topic model (RM) sizes are given. Except for BASE (7B), all IM for summary generation is Qwen2.5-0.5B. We report ROUGE scores (1/2/L/geometric mean) (Lin, 2004), BERTSCORE (Zhang et al., 2019), and LLM2V score (BehnamGhader et al., 2024), computed against gold summary. We assess topic alignment via coverage (COVRATIO) and precision (PRERATIO). Scores are averaged over six runs: for each setting, we train two independent models and each model is evaluated with three random seeds. In the reference-based comparison, * means our score is significantly better than SFT (Wilcoxon signed-rank test with $p < 0.05$). Best score per experiment setting is in **bold** and second best underlined.

significant improvements on both datasets, achieving increases of 2-7 points in Coverage and 4-8 points in Precision compared to baseline models. These consistent enhancements highlight the value of integrating direct topical guidance into the summarization process.

6.2 Reference-based Results

We evaluate our combined rewards (RL_{TOPIC-7B+ROUGE}) against reference-based approaches, specifically supervised fine-tuning (SFT) and RL with ROUGE rewards.

As shown in the second part in Table 1, our model consistently surpasses these baselines in both similarity metrics and topic alignment scores. On Multi-News, our RL model demonstrates clear superiority across all evaluated metrics. In the more challenging Multi-XScience dataset—characterized by a larger number of source documents and highly abstractive summaries, as shown in Table 9—our RL model notably excels in capturing semantic similarity and topic alignment. This highlights RL’s capacity to develop comprehensive summarization strategies beyond simple token imitation. Additionally, we perform the Wilcoxon signed-rank

test across all evaluation metrics, and our method shows statistically significant improvements over SFT in multiple metrics (scores marked with * in the Table). On the other hand, RL_{ROUGE} underperforms SFT in terms of ROUGE scores, but performs on par with or even surpasses SFT in similarity-based and topic alignment metrics. This may be attributed to RL’s enhanced exploration and generalization capabilities, which allow it not merely to mimic the next token, but to discover more effective generation patterns (Paulus et al., 2018).

6.3 RL Combined with Best-of- n Strategy

Test-time (or inference-time) scaling has emerged as a promising approach for enhancing LLM’s performance without post-training, and has shown encouraging results for MDS (Cao et al., 2025). Here, we investigate combining our RL method with the “best-of- n ” strategy, which involves generating n candidate outputs and selecting the one with the highest quality based on a chosen metric—here, our proposed topic F1 score.

To evaluate the effectiveness of this strategy, we generate eight responses using different random seeds from the BASE / RL-trained model,

		Overlap-Based				Similarity-Based		Topic Alignment		
Model		Rouge-1	Rouge-2	Rouge-L	Rouge-M	BERT	LLM2V	COVRATIO	PRERATIO	F1
News	BASE (0.5B)	27.22	7.28	15.03	14.31	.842	.721	.513	.622	.562
	BASE (0.5B) + <i>best-of-n</i>	29.27	8.68	15.87	15.92	.847	.738	.517	.647	.575
	RL _{TOPIC-7B} +ROUGE	39.62	10.97	18.97	20.20	.845	.798	.540	.676	.600
	RL _{TOPIC-7B} +ROUGE + <i>best-of-n</i>	40.95	12.03	19.63	21.30	.842	.798	.546	.683	.607
XScience	BASE (0.5B)	25.05	4.16	13.47	11.19	.822	.637	.490	.480	.485
	BASE (0.5B) + <i>best-of-n</i>	27.88	4.64	14.68	12.38	.831	.708	.523	.518	.521
	RL _{TOPIC-7B}	30.45	5.38	16.26	13.86	.847	.741	.554	.560	.557
	RL _{TOPIC-7B} + <i>best-of-n</i>	30.94	5.55	16.37	14.11	.849	.753	.562	.579	.570

Table 2: Combination of Best-of- n Strategy with BASE and our RL-trained models. On both datasets, $n = 8$. We choose the response with the highest topic F1 score. Best score per dataset is in **bold**.

calculate all evaluation metrics, and select the response with the highest topic F1 score. Results are given in Table 2. On both datasets, the best-of- n approach improves the Base model’s performance. Notably, combining this strategy with our RL-trained model yields the best overall results. The performance trend is clear: **RL + best-of- n > RL > Base + best-of- n > Base**.

These findings are encouraging, which suggest that: (1) Our proposed topic F1 metric is a reliable indicator for good summary in inference-time selection; (2) The best-of- n strategy and our RL-based training method are complementary and can be combined to achieve optimal performance.

6.4 Results on Varying Source Documents

It is worth exploring how the number of source documents influences model performance. We display the performance across different document number groups (with distribution given in Table 11) of Multi-News and XScience datasets in Figures 3 and 4, respectively. We report the geometric mean of ROUGE scores for comparison among BASE, RL_{HF}, SFT, and our two models: RL_{TOPIC-7B} and RL_{TOPIC+ROUGE}.

For Multi-News, ROUGE-M scores decline as document number increases, confirming the challenge posed by multiple long documents. Although SFT achieves top performance on two-source documents, it exhibits significant instability and performance degradation with additional source documents. In contrast, our approaches exhibit more stable performance compared to all competitors.

Multi-XScience reveals a contrasting trend: encouragingly, our models steadily improve performance with increasing numbers of source documents, a trend not observed with BASE or RL_{HF}. Although SFT also shows improvement with more documents, its results fluctuate significantly, mak-

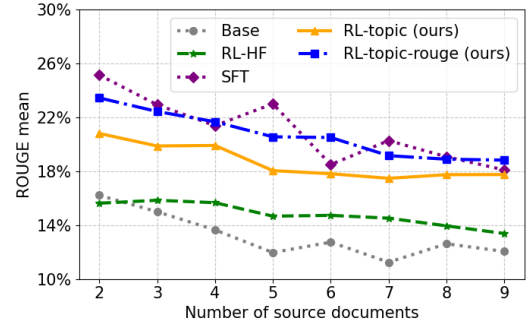


Figure 3: Model performance under different number of source document groups on Multi-News test set.

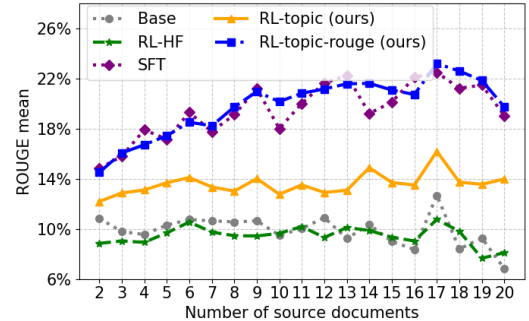


Figure 4: Model performance under different number of source document groups on Multi-XScience test set.

ing it less reliable. Our RL-trained models, enhanced by topical information aligned with each source document, deliver the most consistent and superior performance, demonstrating clear advantages in practical multi-document scenarios.

6.5 LLM-as-a-Judge Evaluation

Due to the heavy workload of the multi-document processing, it is challenging to conduct extensive manual evaluations. As a promising alternative (Chiang and Lee, 2023; Laban et al., 2024), we leverage powerful LLMs—precisely, GPT-4.1 (Achiam et al., 2024), the latest version available at

A/B test	Vote	Winner
(1a) RL _{TOPIC-7B} vs. BASE	79 vs. 21	RL _{TOPIC-7B}
(1b) BASE vs. RL _{TOPIC-7B}	31 vs. 69	RL _{TOPIC-7B}
(2a) SFT vs. BASE	75 vs. 25	SFT
(2b) BASE vs. SFT	37 vs. 63	SFT
(3a) RL _{TOPIC-7B} vs. SFT	64 vs. 36	RL _{TOPIC-7B}
(3b) SFT vs. RL _{TOPIC-7B}	43 vs. 57	RL _{TOPIC-7B}
(4a) RL _{TOPIC-7B+ROUGE} vs. SFT	78 vs. 22	RL _{TOPIC-7B+ROUGE}
(4b) SFT vs. RL _{TOPIC-7B+ROUGE}	29 vs. 71	RL _{TOPIC-7B+ROUGE}

Table 3: LLM-as-a-judge evaluation on Multi-News. Results show consistent preference for our method.

A/B test	Vote	Winner
(1a) RL _{TOPIC-7B} vs. BASE	57 vs. 43	RL _{TOPIC-7B}
(1b) BASE vs. RL _{TOPIC-7B}	46 vs. 54	RL _{TOPIC-7B}
(2a) SFT vs. BASE	29 vs. 71	BASE
(2b) BASE vs. SFT	89 vs. 11	BASE
(3a) RL _{TOPIC-7B} vs. SFT	90 vs. 10	RL _{TOPIC-7B}
(3b) SFT vs. RL _{TOPIC-7B}	17 vs. 83	RL _{TOPIC-7B}
(4a) RL _{TOPIC-7B+ROUGE} vs. SFT	86 vs. 14	RL _{TOPIC-7B+ROUGE}
(4b) SFT vs. RL _{TOPIC-7B+ROUGE}	17 vs. 83	RL _{TOPIC-7B+ROUGE}

Table 4: LLM-as-a-judge evaluation on Multi-XScience. Results show consistent preference for our method.

the time of the experiment—as our automatic evaluator for large-scale evaluation.

We specifically chose pairwise comparisons because they are shown to be easier to respond to, both in humans (Shah and Wainwright, 2018) and automatic evaluators (Wang et al., 2024b). Our include four systems: BASE, SFT, RL_{TOPIC-7B}, and RL_{TOPIC-7B+ROUGE}. For each dataset, we conduct four pairwise comparisons: (1) RL_{TOPIC-7B} vs. BASE; (2) SFT vs. BASE; (3) RL_{TOPIC-7B} vs. SFT; (4) RL_{TOPIC-7B+ROUGE} vs. SFT.

To reduce potential position bias, we conduct each pairwise comparison twice, switching the order of the two models in the A/B tests. Our judge prompt is adapted from (Xu et al., 2025), with details in Appendix E. We randomly sample 100 examples per dataset, and the results are reported in Table 3 and 4. We see that our RL-trained model consistently receives higher preference than both the BASE and SFT models, providing strong evidence that our RL model performs better in terms of overall topic alignment.

6.6 Qualitative Analysis

Human Evaluation on Topic Quality To verify our hypothesis that explicitly extracted topic phrases can effectively guide MDS, we conduct a human evaluation assessing the quality of topics generated by Qwen 7B and Qwen 0.5B models. Specifically, we evaluated four criteria—*Relevance*, *Coverage*, *Specificity*, and *Redundancy*—using a

5-point Likert scale. Detailed evaluation guidelines and results are provided in Appendix F.

In brief, evaluation results indicate that the 7B model consistently produces precise and conceptually rich topic phrases, often comprising multi-word expressions. In contrast, the 0.5B model tends to generate topic that, while relevant, lack sufficient coverage and specificity, and with semantic redundancy. These findings support the benefits of *teacher-supervised* framework, where larger models with superior topic-modeling capabilities effectively guide smaller models through topic distillation, thereby improving summarization performance.

Failure Cases in Generation During evaluation, we observe that models occasionally produce excessively long and repetitive outputs. We quantify the frequency of such failure cases across all model variants (see Appendix G) and find that the SFT model is most prone to this issue, with over 3% of instances failing to generate coherent sentences. This partly accounts for the high variance observed in its performance. In contrast, the RLHF-trained model, as well as our proposed models with topic cues, exhibit greater stability, with minimal occurrence of such degenerate outputs (< 0.2%).

7 Conclusion

We introduce an interpretable, reference-free topic-guided RL approach for MDS, leveraging a novel topic-F1 reward that aligns summary topics with source documents. Integrated within the GRPO framework, our method consistently outperformed strong baselines, demonstrating the value of explicit topic guidance. Looking forward, we aim to enrich our framework by exploring advanced neural topic modeling techniques (Bianchi et al., 2021; Fang et al., 2024) for more refined topical guidance. Moreover, incorporating innovative reward signals, such as LLM-as-a-judge evaluation (Zheng et al., 2023; Liusie et al., 2024), could further align summaries with human preferences and enhance self-consistency. Extending our topic-guided approach to interactive, query-based scenarios—where users specify key points to summarize—also presents an exciting future direction.

Limitations

In our experiments, we focus primarily on models from the Qwen series, selected for their strong

performance across diverse NLP tasks and the availability of multiple model sizes. This choice enables us to highlight and isolate the impact of topic alignment, avoiding potential confounding factors from different architectures across different LLM families. Furthermore, the policy model employed in our current setup is a 0.5B parameter model. Though exploring larger models is promising, the substantial computational cost limits such experiments in the current study. Nonetheless, our results clearly demonstrate the effectiveness of the topic reward approach even with this modestly sized model, laying a solid foundation for future studies that may scale to more powerful models.

Evaluating text summarization continues to be challenging due to the multifaceted aspects involved in assessing summary quality (Kryscinski et al., 2019; Fabbri et al., 2021; Goyal et al., 2022). In our work, we employ a range of automatic metrics, including traditional methods (ROUGE), embedding-based approaches, and our newly proposed topic alignment metrics, which notably do not require reference summaries.

Although we acknowledge the availability of other reference-free metrics, integrating them effectively into our task—summarization of multiple lengthy source documents—is nontrivial. For example, our preliminary analysis with an entailment-based metric SUMMAC_{CONV} (Laban et al., 2022) revealed that factual scores assigned to gold-standard summaries were sometimes lower than those assigned to zero-shot prompted summaries. Upon careful inspection, we discovered this occurred because certain prompted summaries heavily mirrored the first paragraph of source texts, resulting in disproportionately high entailment scores at the sentence level. This scoring pattern, however, does not accurately reflect comprehensive summary quality, as a good summary must synthesize information distributed across multiple documents. Thus, we propose our topic coverage and precision scores as a more balanced evaluation approach tailored for this task.

Ethical Statement

We have taken proactive steps to address ethical concerns related to our research. Our corpora were carefully selected to minimize potential issues with biased or hateful content. For human evaluation, we clearly instructed annotators to remain vigilant and identify any biased or inappropriate language

within the data. The annotators participated voluntarily without specific compensation; however, they were encouraged to use the results of their evaluation work for their academic studies.

Reward hacking remains a boarder challenge in LLM post-training and fine-tuning, where models may exhibit undesirable behaviors such as overusing specific reward-triggering words without producing coherent or consistent summaries. In our experiments, two of the authors manually examined 200 randomly sampled summaries generated by our RL-trained models. We did not find such a pattern where the model excessively repeats topic-related words. Additionally, our use of a length-penalty reward appears to mitigate such behavior to some extent, as it encourages the model to terminate generation with an END token within a reasonable length, thereby reducing the likelihood of repetitive outputs, such as looping on a single topic-related token. Exploring more targeted “guard rewards” to prevent such reward hacking represents a interesting direction for future work.

Acknowledgments

The authors thank the anonymous reviewers and the Area Chair for their valuable feedback and suggestions. The authors acknowledge the support of the Natural Sciences and Engineering Research Council of Canada (NSERC). Nous remercions le Conseil de recherches en sciences naturelles et en génie du Canada (CRSNG) de son soutien.

References

- Josh Achiam, Steven Adler, Sandhini Agarwal, Lama Ahmad, Ilge Akkaya, Florencia Leoni Aleman, Diogo Almeida, Janko Altschmidt, Sam Altman, Shyamal Anadkat, and 1 others. 2024. [Gpt-4 technical report](#). *arXiv preprint arXiv:2303.08774*.
- Shmuel Amar, Liat Schiff, Ori Ernst, Asi Shefer, Ori Shapira, and Ido Dagan. 2023. [OpenAsp: A benchmark for multi-document open aspect-based summarization](#). In *Proceedings of the 2023 Conference on Empirical Methods in Natural Language Processing*, pages 1967–1991, Singapore. Association for Computational Linguistics.
- Parishad BehnamGhader, Vaibhav Adlakha, Marius Mosbach, Dzmitry Bahdanau, Nicolas Chapados, and Siva Reddy. 2024. [Llm2vec: Large language models are secretly powerful text encoders](#). In *First Conference on Language Modeling*.
- Catarina G Belém, Pouya Pezeshkpour, Hayate Iso, Seiji Maekawa, Nikita Bhutani, and Estevam Hruschka.

2025. [From single to multi: How LLMs hallucinate in multi-document summarization](#). In *Findings of the Association for Computational Linguistics: NAACL 2025*, pages 5276–5309, Albuquerque, New Mexico. Association for Computational Linguistics.
- Federico Bianchi, Silvia Terragni, and Dirk Hovy. 2021. [Pre-training is a hot topic: Contextualized document embeddings improve topic coherence](#). In *Proceedings of the 59th Annual Meeting of the Association for Computational Linguistics and the 11th International Joint Conference on Natural Language Processing (Volume 2: Short Papers)*, pages 759–766, Online. Association for Computational Linguistics.
- David M Blei, Andrew Y Ng, and Michael I Jordan. 2003. Latent dirichlet allocation. *Journal of machine Learning research*, 3(Jan):993–1022.
- Juntai Cao, Xiang Zhang, Raymond Li, Chuyuan Li, Chenyu You, Shafiq Joty, and Giuseppe Carenini. 2025. [Multi2: Multi-agent test-time scalable framework for multi-document processing](#). *arXiv preprint arXiv:2502.20592*.
- Cheng-Han Chiang and Hung-yi Lee. 2023. [Can large language models be an alternative to human evaluations?](#) In *Proceedings of the 61st Annual Meeting of the Association for Computational Linguistics (Volume 1: Long Papers)*, pages 15607–15631, Toronto, Canada. Association for Computational Linguistics.
- Roberto Cipolla, Yarin Gal, and Alex Kendall. 2018. [Multi-task learning using uncertainty to weigh losses for scene geometry and semantics](#). In *2018 IEEE/CVF Conference on Computer Vision and Pattern Recognition (CVPR)*, pages 7482–7491. IEEE Computer Society.
- Arman Cohan, Franck Dernoncourt, Doo Soon Kim, Trung Bui, Seokhwan Kim, Walter Chang, and Nazli Goharian. 2018. [A discourse-aware attention model for abstractive summarization of long documents](#). In *Proceedings of the 2018 Conference of the North American Chapter of the Association for Computational Linguistics: Human Language Technologies, Volume 2 (Short Papers)*, pages 615–621, New Orleans, Louisiana. Association for Computational Linguistics.
- Peng Cui and Le Hu. 2021. [Topic-guided abstractive multi-document summarization](#). In *Findings of the Association for Computational Linguistics: EMNLP 2021*, pages 1463–1472, Punta Cana, Dominican Republic. Association for Computational Linguistics.
- Peng Cui, Le Hu, and Yuanchao Liu. 2020. [Enhancing extractive text summarization with topic-aware graph neural networks](#). In *Proceedings of the 28th International Conference on Computational Linguistics*, pages 5360–5371, Barcelona, Spain (Online). International Committee on Computational Linguistics.
- Zi-Yi Dou, Pengfei Liu, Hiroaki Hayashi, Zhengbao Jiang, and Graham Neubig. 2021. [GSum: A general framework for guided neural abstractive summarization](#). In *Proceedings of the 2021 Conference of the North American Chapter of the Association for Computational Linguistics: Human Language Technologies*, pages 4830–4842, Online. Association for Computational Linguistics.
- Günes Erkan and Dragomir R Radev. 2004. [Lexrank: Graph-based lexical centrality as salience in text summarization](#). *Journal of artificial intelligence research*, 22:457–479.
- Alexander Fabbri, Irene Li, Tianwei She, Suyi Li, and Dragomir Radev. 2019. [Multi-news: A large-scale multi-document summarization dataset and abstractive hierarchical model](#). In *Proceedings of the 57th Annual Meeting of the Association for Computational Linguistics*, pages 1074–1084, Florence, Italy. Association for Computational Linguistics.
- Alexander R. Fabbri, Wojciech Kryściński, Bryan McCann, Caiming Xiong, Richard Socher, and Dragomir Radev. 2021. [SummEval: Re-evaluating summarization evaluation](#). *Transactions of the Association for Computational Linguistics*, 9:391–409.
- Zheng Fang, Yulan He, and Rob Procter. 2024. [CWTM: Leveraging contextualized word embeddings from BERT for neural topic modeling](#). In *Proceedings of the 2024 Joint International Conference on Computational Linguistics, Language Resources and Evaluation (LREC-COLING 2024)*, pages 4273–4286, Torino, Italia. ELRA and ICCL.
- Tianyu Gao, Xingcheng Yao, and Danqi Chen. 2021. [SimCSE: Simple contrastive learning of sentence embeddings](#). In *Proceedings of the 2021 Conference on Empirical Methods in Natural Language Processing*, pages 6894–6910, Online and Punta Cana, Dominican Republic. Association for Computational Linguistics.
- Tanya Goyal, Junyi Jessy Li, and Greg Durrett. 2022. [News summarization and evaluation in the era of gpt-3](#). *arXiv preprint arXiv:2209.12356*.
- Aaron Grattafiori, Abhimanyu Dubey, Abhinav Jauhri, Abhinav Pandey, Abhishek Kadian, Ahmad Al-Dahle, Aiesha Letman, Akhil Mathur, Alan Schelten, Alex Vaughan, Amy Yang, Angela Fan, Anirudh Goyal, Anthony Hartshorn, Aobo Yang, Archi Mitra, Archie Sravankumar, Artem Korenev, Arthur Hinsvark, and 181 others. 2024. [The Llama 3 Herd of Models](#). *arXiv e-prints*, arXiv:2407.21783.
- Daya Guo, Dejian Yang, Haowei Zhang, Junxiao Song, Ruoyu Zhang, Runxin Xu, Qihao Zhu, Shitong Ma, Peiyi Wang, Xiao Bi, and 1 others. 2025. [Deepseek-r1: Incentivizing reasoning capability in llms via reinforcement learning](#). *arXiv preprint arXiv:2501.12948*.
- Aria Haghighi and Lucy Vanderwende. 2009. [Exploring content models for multi-document summarization](#). In *Proceedings of Human Language Technologies: The 2009 Annual Conference of the North American Chapter of the Association for Computational Linguistics*, pages 362–370, Boulder, Colorado. Association for Computational Linguistics.

- Sanda Harabagiu and Finley Lacatusu. 2005. [Topic themes for multi-document summarization](#). In *Proceedings of the 28th annual international ACM SIGIR conference on Research and development in information retrieval*, pages 202–209.
- Junxian He, Wojciech Kryscinski, Bryan McCann, Nazneen Rajani, and Caiming Xiong. 2022. [CTRL-sum: Towards generic controllable text summarization](#). In *Proceedings of the 2022 Conference on Empirical Methods in Natural Language Processing*, pages 5879–5915, Abu Dhabi, United Arab Emirates. Association for Computational Linguistics.
- Wojciech Kryscinski, Nitish Shirish Keskar, Bryan McCann, Caiming Xiong, and Richard Socher. 2019. [Neural text summarization: A critical evaluation](#). In *Proceedings of the 2019 Conference on Empirical Methods in Natural Language Processing and the 9th International Joint Conference on Natural Language Processing (EMNLP-IJCNLP)*, pages 540–551, Hong Kong, China. Association for Computational Linguistics.
- Philippe Laban, Alexander Fabbri, Caiming Xiong, and Chien-Sheng Wu. 2024. [Summary of a haystack: A challenge to long-context LLMs and RAG systems](#). In *Proceedings of the 2024 Conference on Empirical Methods in Natural Language Processing*, pages 9885–9903, Miami, Florida, USA. Association for Computational Linguistics.
- Philippe Laban, Tobias Schnabel, Paul N. Bennett, and Marti A. Hearst. 2022. [SummaC: Re-visiting NLI-based models for inconsistency detection in summarization](#). *Transactions of the Association for Computational Linguistics*, 10:163–177.
- Chuyuan Li. 2023. *Facing Data Scarcity in Dialogues for Discourse Structure Discovery and Prediction*. Ph.D. thesis, Université de Lorraine.
- Chin-Yew Lin. 2004. [ROUGE: A package for automatic evaluation of summaries](#). In *Text Summarization Branches Out*, pages 74–81, Barcelona, Spain. Association for Computational Linguistics.
- Gili Lior, Avi Caciularu, Arie Cattan, Shahar Levy, Ori Shapira, and Gabriel Stanovsky. 2024. [Seam: A stochastic benchmark for multi-document tasks](#). *arXiv preprint arXiv:2406.16086*.
- Ran Liu, Ming Liu, Min Yu, Jianguo Jiang, Gang Li, Dan Zhang, Jingyuan Li, Xiang Meng, and Weiqing Huang. 2024a. [Glimmer: Incorporating graph and lexical features in unsupervised multi-document summarization](#). *arXiv preprint arXiv:2408.10115*.
- Yang Liu and Mirella Lapata. 2019. [Hierarchical transformers for multi-document summarization](#). In *Proceedings of the 57th Annual Meeting of the Association for Computational Linguistics*, pages 5070–5081, Florence, Italy. Association for Computational Linguistics.
- Yixin Liu, Alexander Fabbri, Jiawen Chen, Yilun Zhao, Simeng Han, Shafiq Joty, Pengfei Liu, Dragomir Radev, Chien-Sheng Wu, and Arman Cohan. 2024b. [Benchmarking generation and evaluation capabilities of large language models for instruction controllable summarization](#). In *Findings of the Association for Computational Linguistics: NAACL 2024*, pages 4481–4501, Mexico City, Mexico. Association for Computational Linguistics.
- Adian Liusie, Potsawee Manakul, and Mark Gales. 2024. [LLM comparative assessment: Zero-shot NLG evaluation through pairwise comparisons using large language models](#). In *Proceedings of the 18th Conference of the European Chapter of the Association for Computational Linguistics (Volume 1: Long Papers)*, pages 139–151, St. Julian’s, Malta. Association for Computational Linguistics.
- Yao Lu, Yue Dong, and Laurent Charlin. 2020. [Multi-XScience: A large-scale dataset for extreme multi-document summarization of scientific articles](#). In *Proceedings of the 2020 Conference on Empirical Methods in Natural Language Processing (EMNLP)*, pages 8068–8074, Online. Association for Computational Linguistics.
- Congbo Ma, Wei Emma Zhang, Mingyu Guo, Hu Wang, and Quan Z Sheng. 2022. [Multi-document summarization via deep learning techniques: A survey](#). *ACM Computing Surveys*, 55(5):1–37.
- Shashi Narayan, Shay B. Cohen, and Mirella Lapata. 2018. [Don’t give me the details, just the summary! topic-aware convolutional neural networks for extreme summarization](#). In *Proceedings of the 2018 Conference on Empirical Methods in Natural Language Processing*, pages 1797–1807, Brussels, Belgium. Association for Computational Linguistics.
- Shashi Narayan, Joshua Maynez, Reinald Kim Amplayo, Kuzman Ganchev, Annie Louis, Fantine Huot, Anders Sandholm, Dipanjan Das, and Mirella Lapata. 2023. [Conditional generation with a question-answering blueprint](#). *Transactions of the Association for Computational Linguistics*, 11:974–996.
- Shashi Narayan, Yao Zhao, Joshua Maynez, Gonalo Simões, Vitaly Nikolaev, and Ryan McDonald. 2021. [Planning with learned entity prompts for abstractive summarization](#). *Transactions of the Association for Computational Linguistics*, 9:1475–1492.
- Ani Nenkova and Lucy Vanderwende. 2005. [The impact of frequency on summarization](#). *Microsoft Research, Redmond, Washington, Tech. Rep. MSR-TR-2005*, 101.
- Long Ouyang, Jeffrey Wu, Xu Jiang, Diogo Almeida, Carroll Wainwright, Pamela Mishkin, Chong Zhang, Sandhini Agarwal, Katarina Slama, Alex Ray, and 1 others. 2022. [Training language models to follow instructions with human feedback](#). *Advances in neural information processing systems*, 35:27730–27744.

- You Ouyang, Sujian Li, and Wenjie Li. 2007. [Developing learning strategies for topic-based summarization](#). In *Proceedings of the sixteenth ACM conference on Conference on information and knowledge management*, pages 79–86.
- Ramakanth Pasunuru and Mohit Bansal. 2018. [Multi-reward reinforced summarization with saliency and entailment](#). In *Proceedings of the 2018 Conference of the North American Chapter of the Association for Computational Linguistics: Human Language Technologies, Volume 2 (Short Papers)*, pages 646–653, New Orleans, Louisiana. Association for Computational Linguistics.
- Romain Paulus, Caiming Xiong, and Richard Socher. 2018. [A deep reinforced model for abstractive summarization](#). In *International Conference on Learning Representations*.
- Qwen, :, An Yang, Baosong Yang, Beichen Zhang, Binyuan Hui, Bo Zheng, Bowen Yu, Chengyuan Li, Dayiheng Liu, Fei Huang, Haoran Wei, Huan Lin, Jian Yang, Jianhong Tu, Jianwei Zhang, Jianxin Yang, Jiaxi Yang, Jingren Zhou, and 25 others. 2025. [Qwen2.5 technical report](#). *Preprint*, arXiv:2412.15115.
- Marc’Aurelio Ranzato, Sumit Chopra, Michael Auli, and Wojciech Zaremba. 2016. [Sequence level training with recurrent neural networks](#). In *ICLR*.
- Nils Reimers and Iryna Gurevych. 2019. [Sentence-bert: Sentence embeddings using siamese bert-networks](#). In *Proceedings of the 2019 Conference on Empirical Methods in Natural Language Processing and the 9th International Joint Conference on Natural Language Processing (EMNLP-IJCNLP)*, pages 3982–3992.
- DM Roijers, P Vamplew, S Whiteson, and R Dazeley. 2013. [A survey of multi-objective sequential decision-making](#). *Journal of Artificial Intelligence Research*, 48:67–113.
- Sangwon Ryu, Heejin Do, Yunsu Kim, Gary Lee, and Jungseul Ok. 2024. [Multi-dimensional optimization for text summarization via reinforcement learning](#). In *Proceedings of the 62nd Annual Meeting of the Association for Computational Linguistics (Volume 1: Long Papers)*, pages 5858–5871, Bangkok, Thailand. Association for Computational Linguistics.
- Nihar B Shah and Martin J Wainwright. 2018. [Simple, robust and optimal ranking from pairwise comparisons](#). *Journal of machine learning research*, 18(199):1–38.
- Zhihong Shao, Peiyi Wang, Qihao Zhu, Runxin Xu, Junxiao Song, Xiao Bi, Haowei Zhang, Mingchuan Zhang, YK Li, Y Wu, and 1 others. 2024. [Deepseek-math: Pushing the limits of mathematical reasoning in open language models](#). *arXiv preprint arXiv:2402.03300*.
- Nisan Stiennon, Long Ouyang, Jeffrey Wu, Daniel Ziegler, Ryan Lowe, Chelsea Voss, Alec Radford, Dario Amodei, and Paul F Christiano. 2020. [Learning to summarize with human feedback](#). *Advances in neural information processing systems*, 33:3008–3021.
- Harm Van Seijen, Mehdi Fatemi, Joshua Romoff, Romain Laroche, Tavian Barnes, and Jeffrey Tsang. 2017. [Hybrid reward architecture for reinforcement learning](#). *Advances in neural information processing systems*, 30.
- Li Wang, Junlin Yao, Yunzhe Tao, Li Zhong, Wei Liu, and Qiang Du. 2018. [A reinforced topic-aware convolutional sequence-to-sequence model for abstractive text summarization](#). In *Proceedings of the 27th International Joint Conference on Artificial Intelligence*, pages 4453–4460.
- Noah Wang, Feiyu Duan, Yibo Zhang, Wangchunshu Zhou, Ke Xu, Wenhao Huang, and Jie Fu. 2024a. [PositionID: LLMs can control lengths, copy and paste with explicit positional awareness](#). In *Findings of the Association for Computational Linguistics: EMNLP 2024*, pages 16877–16915, Miami, Florida, USA. Association for Computational Linguistics.
- Pancheng Wang, Shasha Li, Kunyuan Pang, Liangliang He, Dong Li, Jintao Tang, and Ting Wang. 2022. [Multi-document scientific summarization from a knowledge graph-centric view](#). In *Proceedings of the 29th International Conference on Computational Linguistics*, pages 6222–6233, Gyeongju, Republic of Korea. International Committee on Computational Linguistics.
- Peifeng Wang, Austin Xu, Yilun Zhou, Caiming Xiong, and Shafiq Joty. 2024b. [Direct judgement preference optimization](#). *arXiv preprint arXiv:2409.14664*.
- Zhengjue Wang, Zhibin Duan, Hao Zhang, Chaojie Wang, Long Tian, Bo Chen, and Mingyuan Zhou. 2020. [Friendly topic assistant for transformer based abstractive summarization](#). In *Proceedings of the 2020 Conference on Empirical Methods in Natural Language Processing (EMNLP)*, pages 485–497, Online. Association for Computational Linguistics.
- Yang Wei. 2012. [Document summarization method based on heterogeneous graph](#). In *2012 9th International Conference on Fuzzy Systems and Knowledge Discovery*, pages 1285–1289. IEEE.
- Yuxiang Wu and Baotian Hu. 2018. [Learning to extract coherent summary via deep reinforcement learning](#). In *Proceedings of the AAAI conference on artificial intelligence*, volume 32.
- Wen Xiao, Iz Beltagy, Giuseppe Carenini, and Arman Cohan. 2022. [PRIMERA: Pyramid-based masked sentence pre-training for multi-document summarization](#). In *Proceedings of the 60th Annual Meeting of the Association for Computational Linguistics (Volume 1: Long Papers)*, pages 5245–5263, Dublin, Ireland. Association for Computational Linguistics.

Austin Xu, Yilun Zhou, Xuan-Phi Nguyen, Caiming Xiong, and Shafiq Joty. 2025. *J4r: Learning to judge with equivalent initial state group relative policy optimization*. *arXiv preprint arXiv:2505.13346*.

Jingqing Zhang, Yao Zhao, Mohammad Saleh, and Peter Liu. 2020. *Pegasus: Pre-training with extracted gap-sentences for abstractive summarization*. In *International conference on machine learning*, pages 11328–11339. PMLR.

Tianyi Zhang, Varsha Kishore, Felix Wu, Kilian Q Weinberger, and Yoav Artzi. 2019. *Bertscore: Evaluating text generation with bert*. In *International Conference on Learning Representations*.

Chao Zhao, Tenghao Huang, Somnath Basu Roy Chowdhury, Muthu Kumar Chandrasekaran, Kathleen McKeown, and Snigdha Chaturvedi. 2022. *Read top news first: A document reordering approach for multi-document news summarization*. In *Findings of the Association for Computational Linguistics: ACL 2022*, pages 613–621, Dublin, Ireland. Association for Computational Linguistics.

Lianmin Zheng, Wei-Lin Chiang, Ying Sheng, Siyuan Zhuang, Zhenghao Wu, Yonghao Zhuang, Zi Lin, Zhuohan Li, Dacheng Li, Eric P Xing, and 1 others. 2023. *Judging llm-as-a-judge with mt-bench and chatbot arena*. In *Proceedings of the 37th International Conference on Neural Information Processing Systems*, pages 46595–46623.

Ming Zhong, Da Yin, Tao Yu, Ahmad Zaidi, Mutethia Mutuma, Rahul Jha, Ahmed Hassan Awadallah, Asli Celikyilmaz, Yang Liu, Xipeng Qiu, and Dragomir Radev. 2021. *QMSum: A new benchmark for query-based multi-domain meeting summarization*. In *Proceedings of the 2021 Conference of the North American Chapter of the Association for Computational Linguistics: Human Language Technologies*, pages 5905–5921, Online. Association for Computational Linguistics.

Daniel M Ziegler, Nisan Stiennon, Jeffrey Wu, Tom B Brown, Alec Radford, Dario Amodei, Paul Christiano, and Geoffrey Irving. 2019. *Fine-tuning language models from human preferences*. *arXiv preprint arXiv:1909.08593*.

A Prompt Template for MDS and Topic Modeling

We present various prompts used in our work, both in zero-shot setting (Table 5), and RL training (Table 6, 7, and 8).

B Datasets Statistics

In Table 9, we show key statistics of MDS datasets Multi-News and Multi-XScience.

We also present the numbers of source documents in the two datasets. As shown in Table 11:

MDS with Topic Labels Prompt in Zero-shot

A conversation between User and Assistant. The user provides news articles and topic labels, and the Assistant produces a short summary. The summary contains no more than **ten sentences** and **only** based on information from the provided articles and topic labels.

Documents: {Doc 1 text}, {Doc 1 topics}, {Doc 2 text}, {Doc 2 topics}, ..., {Doc K text}, {Doc K topics}.

Table 5: Prompt template used by the Qwen2.5-0.5B / 1.5B / 7B in preliminary zero-shot experiments to test the performance with integrated topic labels (See §3).

MDS Prompt in RL training (Multi-News)

A conversation between User and Assistant. The user provides news articles, and the Assistant produces a short summary. The summary contains no more than **ten sentences** and **only** based on information from the provided articles.

Documents: {Doc 1 text}, {Doc 2 text}, ..., {Doc K text}

Table 6: Prompt template used by Qwen2.5-0.5B to generate summary (rollout) from Multi-News during RL training.

MDS Prompt in RL training (Multi-XScience)

The user provides scientific articles, and the Assistant generates a related work paragraph based on the query paper’s abstract and the abstracts of its referenced papers. The answer includes citations for all referenced papers (@cite_id) and be approximately **five sentences long**.

Documents: {Doc 1 text}, {Doc 2 text}, ..., {Doc K text}

Table 7: Prompt template used by Qwen2.5-0.5B to generate summary (rollout) from Multi-XScience during RL training.

Multi-News primarily features two-source documents, while Multi-XScience has a more balanced distribution, with 2-, 3-, and 4-source inputs together making up 52% of test set.

C Training Details

Implementation We adapted TRL library³ for GRPO training. Most of our experiments were conducted on 8 x NVIDIA A100 40GB GPUs, where one GPU was dedicated for rollout, one for topic generation, and the rest for training. We set the number of generations to 8, per-device train batch

³<https://github.com/huggingface/trl>

Topic Modeling Prompt in RL training

A conversation between User and Assistant. The user provides a news article, and the Assistant produces **five** key words or phrases as **topic labels**. The answer should be in the form of a list, with each item separated by a comma. Do not give any explanation or additional information.
Document: {Doc text}

Table 8: Prompt template used by the Qwen2.5-7B model to extract topic labels from the generated summaries (during reward calculation). Note that we pre-extract and store topic labels from the source documents before training, thus avoiding redundant topic extraction computations during the training process.

	Multi-News	Multi-XSci
Nb. train data	44, 972	30, 369
Nb. test data	5, 622	5, 093
Nb. refs per summ	2.8	4.4
Avg. words / sents in docs	2, 103 / 28	942 / 33
Avg. words / sents in summ	263 / 10	116 / 5
% novel unigrams	17.8	57.1
% novel bigrams	42.3	81.8

Table 9: Key statistics of Multi-News and Multi-XScience. These numbers show variance in the size of source documents (references per summary, avg. words and sentences) and difference in gold summary properties (novel n-grams).

size to 4, gradient accumulation steps to 21, and KL coefficient to 0.04. For rollout and topic generation, we used vLLM⁴ for accelerated inference.

Hyper-Parameters Table 10 lists the hyperparameters for GRPO training. Our training was based on TRL, adapted to our datasets and compute constraints. The best-performing checkpoint is selected based on validation set.

Due to the significant computational demands of our experiments, extensive hyperparameter optimization was impractical. Instead, we conducted pilot small-scale tests, as described in the Section 4, to inform our experimental setup.

For example, we observed that GRPO training is highly sensitive to **learning rate** adjustments. Although previous literature suggests using moderately higher temperatures to facilitate exploration, we found that temperatures of $1e - 5$ or higher caused considerable fluctuations during training, leading to gradient explosions. Consequently, we maintained a low learning rate of $1e - 6$.

Another important observation relates to the

⁴<https://github.com/vllm-project/vllm>

GRPO Hyperparameters	Value
Training epoch	2
Number of processes	6
Max prompt length	8092
Max completion length	1024
Gradient accumulation steps	21
Number of generations	8
Per device train batch size	4
Learning rate	$1e - 6$
KL Coefficient	0.04
Epsilon	0.2
Warm-up ratio	0.1
Temperature	0.7

Table 10: Hyperparameters for GRPO training.

number of completions per input sample. We noticed that increasing number of generated samples per input improved performance, aligning with findings reported in Open-r1. However, due to the long input length, increasing the number of completions further required enlarging the training batch size, resulting in out-of-memory (OOM) errors. Therefore, we selected a sample size of 8, balancing performance gains and computational constraints.

Time Consumption To compute the topic-F1 reward, we needed to generate topics and perform matrix operations for alignment. We made efforts to optimize this process—reducing the reward computation time to < 2 seconds per data point. With this optimization, training still took approximately 48 hours on Multi-News and 24 hours on XScience, using $8 \times$ A100-40G GPUs for each run.

In comparison, training with other reward models such as human-preference scores can be even more computationally demanding, as discussed in the next paragraph.

Implementation with RLHF Reward The $RL_{HUMAN-FEEDBACK}$ reward model is designed to predict a preference score between generated answers given a specific question. During our implementation, we observed that including full source documents and generated summary as input significantly increased the computation time for calculating preference scores (> 20 seconds per data point), rendering it impractical for RL training.

To address this issue, we utilized key topic phrases as a concise proxy for the original documents. This approach substantially reduced computation time while effectively preserving relevant source content. This experience also highlights that using RLHF trained rewards directly with lengthy documents is computationally prohibitive, whereas

Datasets	2	3	4	5	6	7	8	9	10	11	12	13	14	15	16	17	18	19	20
News	54.6	27.8	10.9	3.9	1.7	0.7	0.2	0.2	-	-	-	-	-	-	-	-	-	-	-
XScience	23.9	13.3	15.5	10.6	6.6	6.0	4.3	2.9	4.1	2.9	2.9	1.8	1.4	1.3	0.7	0.6	0.6	0.3	0.3

Table 11: Distribution of the number of source documents in Multi-News (News) and Multi-XScience (Science) datasets. Numbers are given in the test subset. Similar trends are observed for the training subsets.

		Overlap-Based				Similarity-Based		Topic Alignment	
Model		Rouge-1	Rouge-2	Rouge-L	Rouge-M	BERT	LLM2V	COVRATIO	PRERATIO
News	RL _{TOPIC-F1}	40.40 _{.70}	11.60 _{.56}	19.43 _{.40}	20.88 _{.59}	.845 _{.0}	.797 _{.0}	.542 _{.0}	.681 _{.01}
	RL _{TOPIC-COVERAGE}	40.68 _{.21}	10.70 _{.12}	19.22 _{.60}	20.29 _{.35}	.847 _{.0}	.793 _{.0}	.543 _{.0}	.671 _{.0}
	RL _{TOPIC-PRECISION}	41.04 _{.16}	11.18 _{1.6}	19.34 _{1.1}	20.68 _{1.4}	.845 _{.01}	.796 _{.01}	.534 _{.0}	.682 _{.0}
XSci	RL _{TOPIC-F1}	30.61 _{.28}	5.42 _{.12}	16.28 _{.08}	13.92 _{.17}	.844 _{.01}	.744 _{.01}	.558 _{.0}	.567 _{.01}
	RL _{TOPIC-COVERAGE}	30.49 _{.22}	5.22 _{.06}	16.04 _{.01}	12.99 _{.13}	.836 _{.0}	.732 _{.0}	.554 _{.0}	.555 _{.0}
	RL _{TOPIC-PRECISION}	30.41 _{.16}	5.33 _{.19}	16.07 _{.09}	13.35 _{.06}	.831 _{.0}	.725 _{.01}	.545 _{.01}	.578 _{.0}

Table 12: Ablation results on Multi-News (News) and XScience (XSci) datasets, where we use the F1 score, only topic coverage, and only topic precision as reward in model post-training.

our proposed method introduces minimal computational overhead for evaluating topic alignment.

D Ablation Study on Topic Reward

We conducted two ablation studies where the RL model is trained using only Coverage or only Precision as the topic reward signal, in comparison with using Topic-F1 as reward. For each variant, we generate three summaries using different random seeds. We report the mean and standard deviation across all evaluation metrics, as shown in Table 12. We conclude two key observations:

(1) The RL model trained with the harmonic mean of Coverage and Precision consistently outperforms the single-metric models in ROUGE and embedding-based evaluations. This improvement is especially pronounced on the XScience, while on Multi-News, the results are comparable.

(2) Models trained with only one reward signal (Coverage or Precision) tend to optimize more that metric during training—a trend we observe during training—, and achieve higher values for the corresponding topic metric at the cost of the other. This tradeoff is evident in the evaluation: higher Precision comes with lower Coverage, and vice versa. In contrast, using the harmonic mean as a reward leads to a more balanced optimization of both metrics, resulting in better overall topic alignment. Arguably, this balance is particularly important for challenging datasets like XScience, which involve multiple source documents and require highly abstract summaries (see Table 1 in the main paper). In such difficult settings, the usage of harmonic

mean reward proves especially effective to guide topic-aligned summary.

E Details of LLM-as-a-Judge Evaluation

Prompt Template Our judge prompt, adapted from (Xu et al., 2025) (Appendix E.1), instructs the LLM judge to “evaluate which answer is more topically aligned with the source documents”, as shown below:.

Judge Prompt
<p>Please act as an impartial judge and evaluate the quality of the summary provided by two models to the given multi-document summarization task displayed below. You will be given answers from Model A and Model B. Your task is to evaluate which answer is more topically aligned with the source documents. Focus on the **overall topical relevance** of each response, and choose the one that better aligns with the main themes of the source documents. Avoid any biases, such as order of responses, length, or stylistic elements like formatting.</p> <p>You should strictly follow the output format:</p> <ol style="list-style-type: none"> 1. Model A is better: <code>[[A>B]]</code> 2. Model B is better: <code>[[B>A]]</code>

Table 13: Prompt template used by the Qwen2.5-0.5B / 1.5B / 7B in preliminary zero-shot experiments to test the performance with integrated topic labels.

Further Discussion To elaborate on our observations during the LLM-as-a-judge evaluation, we provide a more detailed discussion in this section. From Table 3 and 4 in the main text, we see that our topic-guided RL-trained model consistently receives higher preference than both the BASE and

Criterion	Guiding Question
Relevance	Do the phrases reflect the central themes or key ideas of the document?
Coverage	Do the phrases collectively represent diverse and important parts?
Specificity	Are the phrases informative and precise, not vague or overly general?
Redundancy	Are any phrases repeated or semantically overlapping?

Table 14: Evaluation criteria instructions.

Model	Relevance	Coverage	Specificity	Redundancy
7B	5.0	5.0	5.0	5.0
0.5B	3.8	2.8	2.4	3.2

Table 15: Model topic evaluation summary.

SFT models. This provides strong evidence that our RL model performs better in terms of overall topic alignment, and confirms the validity of our proposed COVRATIO and PRERATIO metrics.

Interestingly, on the Multi-XScience dataset, the LLM judge prefers the BASE model over the SFT model in terms of topic alignment. We observed that the BASE model tends to “copy” content—particularly by heavily mirroring the first paragraph of the source documents. In contrast, the SFT model behaves as a rigid “pattern learner”, often repeating citation placeholders like @cite_x, which is characteristic of this dataset. The LLM judge appears to favor the BASE model’s copying behavior, likely because it results in summaries that appear smoother and more coherent. However, when compared to our RL-trained model, the LLM judge consistently prefers our model to BASE or SFT. This also aligns with the results of our automatic metrics in the paper (see Table 1): the SFT model shows low COVRATIO and PRERATIO values similar to the BASE model, and both are substantially lower than our RL-trained model.

F Human Evaluation on Topic Quality

We conducted a human evaluation to assess the quality of topic phrases generated by the Qwen2.5-7B and Qwen2.5-0.5B models. Two graduate-level annotators independently evaluated the outputs for ten randomly selected documents from the Multi-XScience training set. The evaluation was guided by four criteria—Relevance, Coverage, Specificity, and Redundancy—rated on a 5-point Likert scale (1 = poor, 5 = excellent). The detailed annotation instructions are provided in Table 14.

Qwen-7B topics	Qwen-0.5B topics
Communication strategies, collaborative problem solving, resource limitations, task requirements, experimental simulations	Effective , problem solving, resource bounded, communication, collaborative
Principle of Parsimony, Task-Oriented Dialogue, Recovery Strategies, Information Transfer, HCRC Map Task	Parsimonious, task-oriented, information , recovery, dialogue
Automatic Text Categorization, WordNet, Vector Space Model, Rocchio Algorithm, Widrow-Hoff Algorithm	WordNet, Rocchio, Widrow-Hoff, category , low frequency
Natural Language Processing, TextTiling, TileBars, Cougar, Topic Labeling	Contextual, text , topic , retrieval, display
Text categorization, WordNet, lexical databases, training collections, performance comparison	Auto text categorization, lexical databases, training collections, WordNet, WordNet-based

Table 16: Examples of generated topics from Qwen2.5-7B and Qwen2.5-0.5B models. Topics highlighted in red are considered as inappropriate topics.

Annotators were first asked to read the source documents and were free to highlight or mark key phrases they considered important. Subsequently, they were presented with anonymized and randomly ordered topic lists generated by the two models. For each list, annotators assigned scores based on the four evaluation criteria.

The aggregated evaluation results for twenty topic sets (ten documents, two models) are summarized in Table 15. The findings indicate that Qwen2.5-7B consistently outperforms Qwen2.5-0.5B, producing more precise, accurate, and comprehensive topic phrases. In contrast, the 0.5B model exhibits notable deficiencies in coverage and specificity. Table 16 presents several representative examples to illustrate the qualitative differences between the models. In these examples, topics highlighted in red were identified by annotators as inappropriate, typically due to being overly generic or lacking clarity.

G Qualitative Results

During evaluation, we observe that despite specifying a maximum output length during training, models occasionally produce excessively long and repetitive outputs at inference time.

We quantify the frequency of such failure cases

Model	Multi-News (%)	Multi-XScience (%)
BASE	1.37	0.04
BASE _{TOPIC}	2.41	0.14
SFT	3.92	3.14
RL _{HF}	0.07	0.00
RL _{ROUGE}	0.52	0.02
RL _{TOPIC-0.5B} (ours)	0.18	0.00
RL _{TOPIC-7B} (ours)	0.12	0.00
RL _{TOPIC+ROUGE} (ours)	0.14	0.08

Table 17: Percentage of failure cases where model generates repetitive and long output (e.g., > 2, 500 tokens).

across all model variants (see Table 17) and find that the SFT model is most prone to this issue, with over 3% of instances failing to generate coherent sentences. This partly accounts for the high variance observed in its performance. In contrast, the RL-trained model with human preference rewards, as well as our proposed models with topic cues, exhibit greater stability, with minimal occurrence of such degenerate outputs (< 0.2%).

Below, we provide an example of two failure cases generated by the SFT model, corresponding to test example #21 in the Multi-XScience and #69 in Multi-XScience, respectively:

“*In recent years, many new methods have been developed to solve the blind image denoising problem. First, the mixture of Gaussian distribution @cite_21 @cite_8 @cite_13 @cite_30 @cite_40 @cite_10 @cite_19 @cite_23 @cite_9 @cite_32 @cite_6 @cite_25 @cite_18 @cite_23 @cite_32 @cite_18 @cite_18 @cite_13 ...*” – the model continues repeating content until it exhausts the maximum output length defined by vLLM.

“*Russell Crowe has had enough of Mark Lawson’s questions about his accent. Crowe, who’s been accused of giving Robin Hood an Irish accent, walked out of a Radio 4 interview Wednesday, reports the Telegraph. I’m a little dumbfounded that you could possibly find any Irish in that character that’s kind of ridiculous, but it’s your show, he says. Crowe has been accused of making the movie’s Robin Hood sound a little Irish, and Lawson tried to make a point about the accent. You’ve got dead ears, mate, he said. You’ve seriously got dead ears, if you think that’s an Irish accent. Crowe, who lives in Australia, didn’t seem to care. I’m a little dumbfounded that... [repeating]”*.