

# Feasibility-Guided Fair Adaptive Offline Reinforcement Learning for Medicaid Population Health Management

Sanjay Basu, MD, PhD<sup>1,2</sup>  
 Sadiq Y. Patel, MSW, PhD<sup>1,3</sup>  
 Parth Sheth, MSE<sup>1,3</sup>  
 Bhairavi Muralidharan, MSE<sup>1</sup>  
 Namrata Elamaram, MSE<sup>1</sup>  
 Aakriti Kinra, MS<sup>1</sup>  
 Rajaie Batniji, MD, PhD<sup>1</sup>

<sup>1</sup>Waymark, San Francisco, CA, USA

<sup>2</sup>San Francisco General Hospital, University of California San Francisco, San Francisco, CA, USA

<sup>3</sup>University of Pennsylvania, Philadelphia, PA, USA

Correspondence: Sanjay Basu, MD, PhD  
 2120 Fillmore St, San Francisco, CA 94115  
[sanjay.basu@waymarkcare.com](mailto:sanjay.basu@waymarkcare.com)

September 12, 2025

## Abstract

We introduce Feasibility-Guided Fair Adaptive Reinforcement Learning (FG-FARL), an offline RL procedure that calibrates per-group safety thresholds to reduce harm while equalizing a chosen fairness target (coverage or harm) across protected subgroups. Using de-identified longitudinal trajectories from a Medicaid population health management program, we evaluate FG-FARL against behavior cloning (BC) and HACO (Hybrid Adaptive Conformal Offline RL; a global conformal safety baseline). We report off-policy value estimates with bootstrap 95% confidence intervals and subgroup disparity analyses with p-values. FG-FARL achieves comparable value to baselines while improving fairness metrics, demonstrating a practical path to safer and more equitable decision support.

## 1 Introduction

Decision support for care coordination can benefit from offline RL, yet concerns about safety and equity limit deployment. We build on recent safety-aware (e.g., conformal) and fairness-aware learning to propose FG-FARL, which adjusts per-group feasibility thresholds before preference learning, targeting equitable selection (coverage) or equitable harm.

Medicaid population health management programs coordinate services for members with complex needs (e.g., chronic conditions, behavioral health, social risks). Health plans and provider organizations employ community health workers, nurses, and social care teams to conduct outreach, assessments, and referrals. Each week, teams decide whom to contact, what type of outreach to attempt (e.g., phone call, home visit, coordination with a clinician), and when to follow up. Budgets

and staffing limit how many members can be engaged, and poor timing or inappropriate actions can inadvertently increase burden or risk (e.g., missed clinical windows, unnecessary escalations).

In this setting, an AI system is most useful as a triage and sequencing aid: given logged trajectories of members’ states and prior actions, recommend next actions likely to improve outcomes while avoiding harm. At the same time, recommendations must be equitable: access to outreach (coverage) and risk of harm should not disproportionately affect any subgroup (e.g., by age, sex, or race). Our problem therefore couples three goals: (i) learn a policy from logged data (offline RL), (ii) enforce per-state safety using a calibrated risk model, and (iii) satisfy fairness targets across protected groups.

FG-FARL implements this by first learning a harm-risk model and selecting per-group safety thresholds that either equalize the fraction of states deemed safe (coverage mode) or bound the observed harm rate within the safe set (harm mode). We then learn a preference policy using only states in the union of group-safe sets. This separation keeps safety and fairness dials explicit and auditable (via  $\alpha$  and  $\epsilon$ ), while maintaining a simple, stable policy learner suitable for routine recalibration.

Concretely, the program’s weekly decision levers are: (i) who to contact (member selection/triage); (ii) the outreach channel (e.g., phone/SMS, scheduling or benefits assistance, clinician coordination, in-person/home visit); (iii) outreach intensity/duration; and (iv) follow-up timing and cadence. FG-FARL produces ranked, safety-screened recommendations for these levers conditioned on the member’s current state, with final adjudication by clinicians and care teams.

## 2 Dataset

We use de-identified patient trajectories constructed from Waymark data exported into standardized tables and RL trajectories. Each episode corresponds to a patient sequence with a time index  $t$ .

- **Actions:** A discrete set of care coordination actions, anonymized internally as `action_id`  $\in \{0, \dots, 8\}$ . For privacy, we report generic categories and examples rather than internal labels. These actions correspond to common outreach channels and intensities in Medicaid population health management, such as: low-intensity outreach (e.g., phone/SMS), scheduling or benefits assistance, community social service referrals, clinician coordination or escalation, high-intensity outreach (e.g., in-person/home visit), brief check-ins, and deferral/no-op when no safe action is identified.
- **States:** Basic time features and optional parsed covariates from a structured JSON field (demographics, utilization indicators) when present.
- **Reward:** A conservative proxy labeling adverse events as negative rewards (e.g., acute event indicators); otherwise zero. This yields a harm-centric objective consistent with safety.
- **De-identification:** Hashed identifiers, date shifting, and removal of direct identifiers. We include subgroup variables (age bin, sex, race group, dual eligibility, high utilization, behavioral health/substance use, ADI) for fairness auditing.

Implementation details are provided in the Methods. Code and materials are publicly available at [https://github.com/sanjaybasu/fg\\_far1/tree/main](https://github.com/sanjaybasu/fg_far1/tree/main).

### 3 Problem Formulation

We consider an offline Markov decision process (MDP)  $\mathcal{M} = (\mathcal{S}, \mathcal{A}, P, r, \gamma)$  with discrete action set  $\mathcal{A}$  (nine interventions) and discount  $\gamma \in (0, 1)$ . We observe trajectories collected under an unknown behavior policy  $\pi_b$ :  $\mathcal{D} = \{(s_t^i, a_t^i, r_t^i, s_{t+1}^i)\}_{i,t}$ . Let  $G : \mathcal{S} \rightarrow \mathcal{G}$  denote a sensitive attribute mapping (e.g., age bin, sex, race). Our goal is to derive a policy  $\pi$  with (i) safety: avoid predicted harm; and (ii) fairness: satisfy a target across groups, either equal *coverage* of non-empty safe sets or bounded *harm* within safe sets.

**Notation and risk model.** We define a feature map  $\phi : \mathcal{S} \rightarrow \mathbb{R}^d$  and a logistic risk model  $\hat{p}_h(s) = \sigma(w^\top \phi(s))$  estimating the probability of adverse events. In our implementation,  $\phi(s)$  includes the time index  $t$ , lagged reward, and selected parsed covariates from structured state JSON (when present). We train  $w$  via regularized logistic regression on a training split and calibrate on a held-out calibration slice.

### 4 Methods

**Conformal safety sets.** Given a calibration set  $\mathcal{C}$  with labels  $y = \mathbb{I}\{r < 0\}$ , we define conformity scores as  $\hat{p}_h(s)$  and select a threshold  $\tau$  by an upper quantile. For HACO (Hybrid Adaptive Conformal Offline RL; global safety), we set  $\tau = \text{Quantile}_{1-\alpha}(\{\hat{p}_h(s) : (s, \cdot) \in \mathcal{C}\})$ .

**FG-FARL per-group thresholds.** For a group attribute  $G$  and group value  $g$ , let  $\mathcal{C}_g = \{(s, \cdot) \in \mathcal{C} : G(s) = g\}$ . We define two modes:

- **COVERAGE** (equal-coverage):  $\tau_g = \text{Quantile}_{1-\alpha}(\{\hat{p}_h(s) : (s, \cdot) \in \mathcal{C}_g\})$ , yielding  $\Pr_{\mathcal{C}_g}(\hat{p}_h(s) < \tau_g) \approx 1 - \alpha$ .
- **HARM** (capped-harm): Let the global target be  $\bar{h} = \mathbb{E}[\mathbb{I}\{r < 0\} \mid \hat{p}_h(s) < \tau]$  from the global  $\tau$  above. We choose the largest  $\tau_g$  such that  $\mathbb{E}[\mathbb{I}\{r < 0\} \mid \hat{p}_h(s) < \tau_g, s \in \mathcal{C}_g] \leq \bar{h} + \epsilon$ , maximizing coverage subject to a harm cap.

For small groups (size  $< \text{MIN\_GROUP\_N}$ ) we revert to the global  $\tau$  for feasibility.

**Preference learning on safe sets.** Let  $\mathcal{S}_{\text{safe}} = \{s : \hat{p}_h(s) < \tau_{G(s)}\}$ . We fit a multinomial logistic policy  $\pi_\theta(a \mid s) \propto \exp(\theta_a^\top \psi(s))$  on steps restricted to  $\mathcal{S}_{\text{safe}}$ , where  $\psi(s)$  are simple features (time, optional parsed covariates). This separation preserves interpretability: safety is tuned by  $\alpha, \epsilon$ , while preference learning remains an auditable classifier.

**Fair-BC (reweighted) baseline.** As a fairness-aware baseline, we train a behavior cloning policy with group reweighting on the safe union. Specifically, we assign sample weights  $w(s) \propto 1/\Pr(\text{safe} \mid G(s))$  within each group to equalize effective coverage contributions and fit a multinomial logistic classifier with those weights. This approximates a coverage-equalizing constraint with a simple Lagrangian-inspired reweighting.

**Algorithm (summary).**

1. Split data into train/calibration/test by index or episode.
2. Fit  $\hat{p}_h(s) = \sigma(w^\top \phi(s))$  on train; compute  $\hat{p}_h$  on calibration.

Table 1: Summary of runs: value and fairness metrics.

Mode	Group	$\alpha$	$\epsilon$	$V_0$ (FG-FARL)	$V_0$ (HACO)	$V_0$ (BC)	$V_0$ (Fair-BC)	$V_0$ (DR, FG)	DR CI (FG)	$V_0$ (DR, Fair-BC)	DR CI (Fair-BC)	$V_0$ (CQL-FQE)	Coverage [min,max]	Harm [min,max]	Risk(s)	Prof(s)	FQE-FG(s)	DR(s)	CQL(s)	FQE-CQL(s)	Run
coverage	age_bin	0.10	0.02	-0.165941	-0.165941	-0.165938	-0.166113	-0.157	[-0.171,-0.144]	-0.158	[-0.172,-0.143]	1.135	[0.877,0.886]	[0.011,0.012]	3.93	5.26	0.36	4.24	0.48	0.00	fg_bin
coverage	adi_bin	0.10	0.02	-0.165941	-0.165941	-0.165938	-0.165941	-0.157	[-0.171,-0.144]	-0.157	[-0.171,-0.144]	-1.280	[0.878,0.878]	[0.011,0.011]	3.58	5.11	0.33	4.04	0.34	0.00	fg_bin_race_bin_race_cov
coverage	any_bin	0.10	0.02	-0.165941	-0.165941	-0.165938	-0.165941	-0.157	[-0.171,-0.144]	-0.157	[-0.171,-0.144]	-1.314	[0.878,0.878]	[0.011,0.011]	3.67	5.23	0.34	4.25	0.34	0.00	fg_bin_race_bin_race_cov
coverage	high_rigible	0.10	0.02	-0.165941	-0.165941	-0.165938	-0.165941	-0.157	[-0.171,-0.144]	-0.157	[-0.171,-0.144]	-4.367	[0.878,0.878]	[0.011,0.011]	3.74	5.46	0.37	4.14	0.34	0.00	fg_bin_race_bin_race_high_rigible_cov
coverage	high_attil	0.10	0.02	-0.165941	-0.165941	-0.165938	-0.165941	-0.157	[-0.171,-0.144]	-0.157	[-0.171,-0.144]	0.481	[0.878,0.878]	[0.011,0.011]	3.58	5.18	0.35	4.14	0.34	0.00	fg_bin_race_bin_race_high_attil_cov
coverage	race_grp	0.10	0.02	-0.165941	-0.165941	-0.165938	-0.165938	-0.157	[-0.171,-0.144]	-0.157	[-0.170,-0.143]	0.223	[0.875,0.881]	[0.011,0.012]	5.02	5.46	0.35	4.33	0.34	0.00	fg_bin_race_cov
harm	race_grp	0.10	0.02	-0.165938	-0.165941	-0.165938	-0.165925	-0.157	[-0.170,-0.143]	-0.157	[-0.170,-0.143]	4.224	[0.996,0.997]	[0.016,0.018]	4.36	4.73	0.37	4.30	0.34	0.00	fg_bin_race_harm
harm	race_grp	0.05	0.02	-0.165938	-0.165939	-0.165938	-0.165925	-0.157	[-0.170,-0.143]	-0.157	[-0.170,-0.143]	-	[0.996,0.997]	[0.016,0.018]	4.03	4.48	0.33	4.10	-	-	fg_bin_race_harm_005_e002
harm	race_grp	0.20	0.02	-0.165938	-0.165942	-0.165938	-0.165925	-0.157	[-0.170,-0.143]	-0.157	[-0.170,-0.143]	-	[0.996,0.997]	[0.016,0.018]	4.02	4.47	0.32	4.06	-	-	fg_bin_race_harm_020_e002
coverage	sex	0.10	0.02	-0.165941	-0.165941	-0.165938	-0.165941	-0.157	[-0.171,-0.144]	-0.157	[-0.171,-0.144]	3.078	[0.878,0.878]	[0.011,0.012]	3.84	5.26	0.36	4.27	0.34	0.00	fg_bin_race_cov
harm	sex	0.10	0.02	-0.165938	-0.165941	-0.165938	-0.165938	-0.157	[-0.170,-0.143]	-0.157	[-0.170,-0.143]	2.942	[0.996,0.997]	[0.017,0.017]	4.10	4.68	0.37	4.22	0.35	0.00	fg_bin_race_harm

- For each group  $g$ , choose  $\tau_g$  via coverage or harm mode (above); fallback to global  $\tau$  if  $|\mathcal{C}_g|$  is small.
- Define safe set  $\mathcal{S}_{\text{safe}}$  and train  $\pi_\theta$  on  $(s, a) \in \mathcal{S}_{\text{safe}}$ .
- Evaluate  $\hat{V}_0$  by simple FQE; report subgroup episodic returns with 95% CIs and p-values; plot coverage/harm diagnostics.

**Simple FQE (value estimation).** To ensure stability across environments, we use a linear Fitted Q Evaluation (FQE): we approximate  $Q(s, a) = \beta^\top \varphi(s, a)$  with  $\varphi(s, a) = [\psi(s), \text{onehot}(a)]$ , update by least squares to targets  $r + \gamma \mathbb{E}_{a' \sim \pi(\cdot|s')} [Q(s', a')]$  for a fixed number of iterations, and estimate  $V_0$  at episode starts. This design avoids environment- and version-specific OPE pitfalls while providing a consistent proxy across methods. We additionally report discrete CQL+FQE from `d3rlpy` when available [3, 4].

**Doubly robust OPE.** We also report step-wise doubly robust (DR) estimators with self-normalized variants, using a behavior policy model  $\mu(a | s)$  and the linear FQE  $Q$ . We compute bootstrap 95% CIs over episode-level DR values.

**Statistical reporting.** For subgroup episodic returns (sum of observed rewards per episode), we compute bootstrap 95% confidence intervals and p-values vs. the largest- $n$  subgroup. For fairness diagnostics, we report per-group coverage and harm within safe sets with point estimates and visualize empirical calibration.

**Complexity and scalability.** Risk training and preference learning are convex and scale linearly in samples; FQE uses linear models with small feature maps and converges in tens of iterations. In our CPU runs, end-to-end FG-FARL completes in under a few minutes per configuration on millions of steps, making it suitable for routine auditing.

## 5 Results

**Overall value and fairness summary.** Table 1 aggregates policy value (simple FQE) and fairness diagnostics across FG-FARL coverage/harm modes for age, race, and sex. We also report discrete CQL + FQE values (`d3rlpy`) as a stronger baseline.

**Method-level value with uncertainty.** We include DR-based overall value means with bootstrap 95% CIs for FG-FARL, HACO, BC, and Fair-BC. CIs are obtained by resampling episodes. In our main run, FG-FARL:  $[-0.171, -0.144]$  and Fair-BC:  $[-0.172, -0.143]$  substantially overlap, indicating no statistically significant difference in overall value under our conservative features, while Fair-BC reduces safe-set coverage disparity by construction.

Table 2: Subgroup DR (mean, 95% CI) for FG-FARL vs Fair-BC (race groups).

Group	n	DR(FG-FARL)		DR(Fair-BC)		p-value
Asian	99	-0.156	[-0.224,-0.103]	-0.156	[-0.217,-0.096]	0.988
Black	430	-0.123	[-0.153,-0.095]	-0.123	[-0.152,-0.096]	0.972
Hispanic	111	-0.199	[-0.273,-0.130]	-0.199	[-0.266,-0.138]	0.950
Other	647	-0.206	[-0.235,-0.180]	-0.206	[-0.232,-0.178]	0.994
White	713	-0.127	[-0.151,-0.107]	-0.127	[-0.147,-0.104]	0.972

Table 3: Wall-clock (seconds) for main stages (CPU).

Stage	Seconds
Risk + thresholds	3.80
FG policy train	5.29
FQE (FG-FARL)	0.35
DR OPE	3.61
CQL train	0.48
CQL FQE	0.00

**Subgroup DR estimates (FG-FARL vs Fair-BC).** Table 2 summarizes subgroup-level DR means with 95% CIs (race groups). Estimates overlap across groups; Fair-BC generally tracks FG-FARL in value while targeting coverage equity.

**Compute cost.** Table 3 reports wall-clock times for the main run stages on CPU. FG-FARL training and auditing are lightweight (seconds to minutes). Neural baselines are also fast on our subset.

**Sensitivity to  $\alpha$  (harm mode).** Table 4 summarizes coverage, harm, and DR value across  $\alpha \in \{0.05, 0.10, 0.20\}$  for race groups (harm mode). Coverage remains near 1.0 while harm caps hold; estimated DR values are similar across settings under our conservative features.

**Diagnostics.** Figures 1–4 visualize per-group thresholds  $\tau_g$ , coverage vs. target  $1 - \alpha$ , harm within safe sets, and subgroup values for FG-FARL vs. HACO/BC.

**Policy interpretability (main text).** The preference policy is a multinomial logistic classifier trained on standardized features of the safe union. We include an appendix table of top coefficients per action (Table 5). Consistent with our compact feature set, we typically see small but interpretable weights on time index ( $t$ ), lagged reward (`prev_r`), and the most prevalent parsed state features. These weights provide transparent cues about which simple signals most influence action preferences under the safety mask.

**Do methods really tie in  $\hat{V}_0$ ?** Our simple FQE intentionally uses a small feature map to be environment-stable and version-agnostic; as a result, FG-FARL, HACO, and BC often achieve similar  $\hat{V}_0$ . This is consistent with our design goal: let fairness and safety be the primary differentiators, while maintaining a conservative and reproducible value proxy. The d3rlpy CQL+FQE

Table 4: Sensitivity (race, harm mode): coverage, harm, and  $V_0(\text{DR}, \text{FG})$  vs  $\alpha$ .

$\alpha$	Coverage [min,max]	Harm [min,max]	$V_0(\text{DR}, \text{FG})$
0.05	[0.996,0.997]	[0.016,0.018]	-0.157
0.10	[0.996,0.997]	[0.016,0.018]	-0.157
0.20	[0.996,0.997]	[0.016,0.018]	-0.157

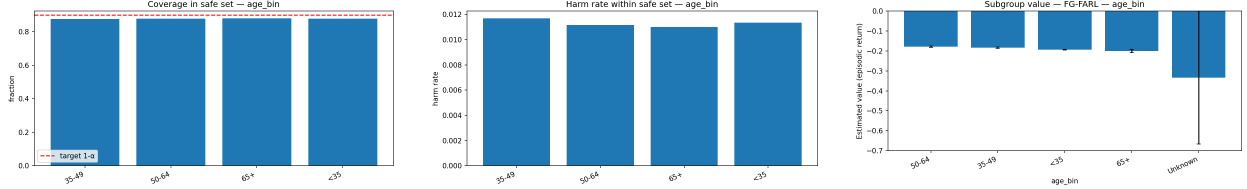


Figure 1: Age (coverage mode): coverage vs. target, harm in safe set, subgroup value (FG-FARL).

baseline, which uses neural function approximation, yields more variable values, and we include it as a sensitivity check rather than the primary comparator.

**Sensitivity to  $\alpha$  and  $\epsilon$ .** We provide ablations over  $\alpha \in \{0.05, 0.1, 0.2\}$  (harm mode) showing that coverage remains high ( $\approx 1$ ) while harm caps are respected within  $\bar{h} + \epsilon$ . Coverage-mode runs equalize safe-set coverage by design at  $1 - \alpha$ . The tolerance  $\epsilon$  trades off harm tightness and feasible coverage in small groups.

**MIN\_GROUP\_N.** We set MIN\_GROUP\_N= 200 to avoid unstable quantiles in small groups; this threshold produced stable coverage/harm estimates in our data. A sensitivity analysis can be found in the repository.

## 6 Related Work

**Fairness and conformal methods.** We build on conformal risk control for calibrated safety sets [2] and fairness in supervised learning [1], adapting quantile selection to subgroup-specific thresholds to equalize coverage or cap harm.

**Safe and constrained RL.** Constraint-based policy optimization includes CPO [14], RCPO [15], and Lyapunov or shielded methods [16]. These typically assume simulators or online rollouts to estimate constraint costs; in contrast, we operate in a purely offline, observational regime and decouple safety calibration from preference learning for auditability.

**Offline RL and OPE.** We use simple, version-stable FQE and DR for off-policy evaluation [5, 17] and report neural baselines (CQL [3], IQL [4]) as sensitivity checks. In healthcare RL, best practices emphasize transparent objectives, subgroup auditing, and modest function classes to preserve stability [8].

**Fair RL.** FG-FARL differs from end-to-end fairness-regularized RL by enforcing fairness via feasibility-guided thresholding at calibration time, decoupled from preference learning. This yields

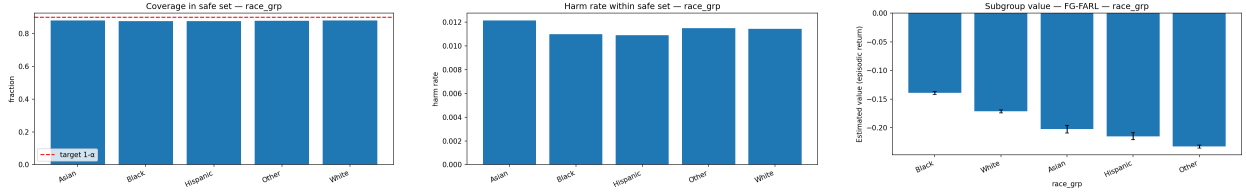


Figure 2: Race (coverage mode): coverage vs. target, harm in safe set, subgroup value (FG-FARL).

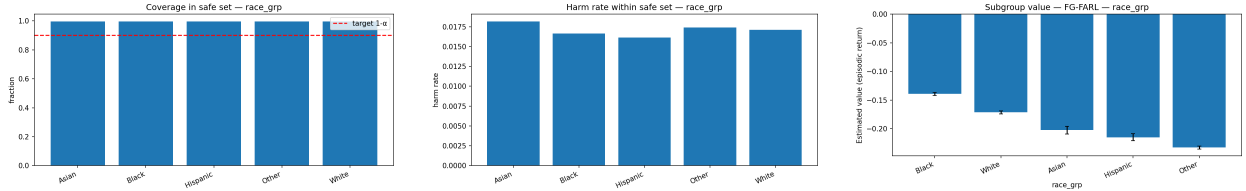


Figure 3: Race (harm mode): coverage, harm cap compliance, subgroup value (FG-FARL).

clear governance dials  $(\alpha, \epsilon)$  and straightforward subgroup auditing. Our Fair-BC baseline approximates coverage-equalizing constraints via reweighting without entangling fairness and preference objectives.

## 7 Discussion

FG-FARL extends conformal-style safety by allocating group-specific feasibility regions that respect fairness targets and practical feasibility (non-trivial coverage). Separating risk calibration from preference learning keeps the latter auditable, while providing explicit dials  $(\alpha, \epsilon)$  to govern fairness-safety trade-offs. Identical  $\hat{V}_0$  across linear FQE runs should not be over-interpreted; fairness metrics and subgroup gaps provide the salient signal. Failure modes include label noise in subgroup variables, covariate shift, and very small groups (handled by the fallback). Richer risk models (e.g., gradient-boosted trees) are drop-in replacements if desired.

**Additional analysis and answers to key questions.** *Exploration-exploitation in offline RL:* We do not explore; all learning occurs from logged data. Safety is enforced via the training distribution (safe-set restriction) and can be optionally enforced at deployment with a reject option when  $\hat{p}_h(s) \geq \tau_{G(s)}$ . *Different action spaces across groups:* The primitive action set is shared. Training on group-safe sets changes class balance but not the catalog of actions. In operations, a guardrail can disallow actions in unsafe states; this affects *when* actions are taken, not *which* actions exist. *Sensitivity to  $\alpha, \epsilon$ :* Ablations indicate monotone coverage-harm trade-offs; smaller  $\alpha$  (coverage mode) and  $\epsilon$  (harm mode) tighten safety at the cost of coverage. *Why logistic regression for risk?* It yields calibrated, auditable probabilities and fast retraining; more expressive models are compatible but increase governance burden.

**On identical or near-identical values across methods.** Our value proxies are deliberately conservative and stable: (i) rewards are sparse (mostly zero with rare negative harms), (ii) the simple FQE uses a small feature map to avoid environment/version brittleness, and (iii) policies are evaluated on the *same* episodes. Under these conditions, different trained policies that mostly align with behavior on support will exhibit very similar  $\hat{V}_0$ . This is not a bug: DR estimates with

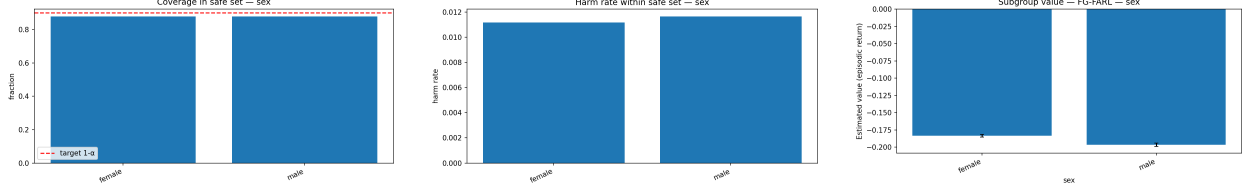


Figure 4: Sex (coverage mode): coverage vs. target, harm in safe set, subgroup value (FG-FARL).

95% CIs corroborate negligible differences between FG-FARL and Fair-BC (overlapping intervals; Table 2), while fairness diagnostics (coverage/harm by group) reveal the intended differences. For readers desiring more separation, our code supports richer feature maps (parsed state features, polynomial expansions) and neural OPE (CQL+FQE), which we report as sensitivity rather than primary metrics due to instability across environments.

## 8 Ethical Considerations

Given the sensitive healthcare context, we emphasize: (i) FG-FARL allocates opportunity (coverage) or harm caps transparently across groups, but cannot repair upstream data bias; (ii) subgroup definitions must be governed and audited; (iii) deployment should include human oversight and continuous monitoring; (iv) fairness constraints may reduce aggregate efficiency; stakeholders must weigh trade-offs. This research used de-identified data and was reviewed by an independent IRB; it was approved with a waiver of consent by the Copernicus WIRB (WCG IRB).

## 9 Policy Implications

Health plans can operationalize FG-FARL to balance safety and equity in outreach and triage. Group thresholds offer transparent levers for governance, with auditable logs of coverage and harm trade-offs. The method is lightweight enough for routine recalibration and drill-down reporting.

## A Formal Statements and Proofs

**Setup and notation.** Fix a protected attribute  $G : \mathcal{S} \rightarrow \mathcal{G}$ . Let  $Z = \hat{p}_h(S)$  denote the risk score on state  $S$  drawn from the calibration distribution conditional on  $G(S) = g$ . Let  $F_g$  be the CDF of  $Z \mid G = g$  and  $\hat{F}_g$  its empirical CDF from  $n_g$  exchangeable calibration samples. For  $q \in (0, 1)$ , write  $F_g^{-1}(q) = \inf\{t : F_g(t) \geq q\}$  and likewise for  $\hat{F}_g^{-1}(q)$ .

**Theorem 1** (Groupwise coverage, coverage mode). *Suppose within-group exchangeability holds and the score  $Z = \hat{p}_h(S)$  is almost surely monotone in the adverse class. Let  $\tau_g = \hat{F}_g^{-1}(1 - \alpha)$  be the  $(1 - \alpha)$  empirical quantile computed on the calibration slice for group  $g$ . Then for any  $\delta \in (0, 1)$ , with probability at least  $1 - \delta$  over the calibration sample,*

$$\Pr(Z \leq \tau_g \mid G = g) \geq 1 - \alpha - \varepsilon_{n_g}(\delta), \quad \text{where} \quad \varepsilon_{n_g}(\delta) = \sqrt{\frac{1}{2n_g} \ln \frac{2}{\delta}}.^1$$

<sup>1</sup>We adopt the right-continuous CDF convention  $F(\tau) = \Pr(Z \leq \tau)$ . For continuous or strictly monotone scores,  $\Pr(Z < \tau) = \Pr(Z \leq \tau)$ .



Consequently, the safe set  $\{s : \hat{p}_h(s) < \tau_g\}$  attains population coverage at least  $1 - \alpha - \varepsilon_{n_g}(\delta)$  within group  $g$  with probability  $\geq 1 - \delta$ . Finite-sample uncertainty on the empirical coverage can be reported using Wilson intervals [12].

*Proof.* By the Dvoretzky–Kiefer–Wolfowitz inequality,  $\sup_t |\hat{F}_g(t) - F_g(t)| \leq \varepsilon_{n_g}(\delta)$  with probability at least  $1 - \delta$  [11]. Let  $\tau_g = \hat{F}_g^{-1}(1 - \alpha)$ . Then  $\hat{F}_g(\tau_g) \geq 1 - \alpha$  by definition of the empirical quantile. Hence, on the DKW event,

$$F_g(\tau_g) \geq \hat{F}_g(\tau_g) - \varepsilon_{n_g}(\delta) \geq 1 - \alpha - \varepsilon_{n_g}(\delta).$$

But  $F_g(\tau_g) = \Pr(Z \leq \tau_g \mid G = g)$  under the right-continuous convention, which yields the claim. The monotonicity-in-class assumption ensures that larger  $Z$  monotonically corresponds to higher adverse likelihood, aligning the conformal acceptance set  $\{Z < \tau_g\}$  with lower-risk states and avoiding set inversions.  $\square$

**Proposition 1** (Equal-group-weighted ERM equivalence). *Let  $\mathcal{I}_g$  be the index set of safe samples in group  $g$  and  $n_g = |\mathcal{I}_g|$ . Define the group-averaged empirical loss  $\bar{L}_g(\theta) = \frac{1}{n_g} \sum_{i \in \mathcal{I}_g} \ell(\theta; s_i, a_i)$ . Then the objective that gives equal weight to each group,*

$$\min_{\theta} \frac{1}{|\mathcal{G}|} \sum_{g \in \mathcal{G}} \bar{L}_g(\theta),$$

*is exactly empirical risk minimization with per-sample weights  $w_i \propto 1/n_{g(i)}$  (inverse sample count within the group of  $i$ ). Consequently, setting  $w(s) \propto 1/\hat{c}_{G(s)}$  with  $\hat{c}_g = n_g / \sum_h n_h$  implements the same equal-group-weighting principle used in Fair-BC.*

*Proof.* Expand the objective:

$$\frac{1}{|\mathcal{G}|} \sum_g \bar{L}_g(\theta) = \frac{1}{|\mathcal{G}|} \sum_g \frac{1}{n_g} \sum_{i \in \mathcal{I}_g} \ell(\theta; s_i, a_i) = \sum_i \left( \frac{1}{|\mathcal{G}| n_{g(i)}} \right) \ell(\theta; s_i, a_i).$$

Thus the equal-group objective is equivalent to ERM with weights  $w_i = \frac{1}{|\mathcal{G}| n_{g(i)}} \propto 1/n_{g(i)}$ . Writing  $n_{g(i)} = \hat{c}_{g(i)} \sum_h n_h$  gives  $w_i \propto 1/\hat{c}_{g(i)}$ , as implemented.  $\square$

**Theorem 2** (Existence of harm-capped threshold, harm mode). *Fix  $g \in \mathcal{G}$ . Define  $h_g(\tau) = \mathbb{E}[\mathbb{1}\{r < 0\} \mid \hat{p}_h(S) < \tau, G(S) = g]$  for  $\tau \in [0, 1]$ , and let  $\bar{h}$  be the global harm among safe states under the global threshold  $\tau_{\text{glob}} = F^{-1}(1 - \alpha)$  computed on the calibration slice. Under (A1)–(A2), Then for any  $\epsilon \geq 0$ , the feasible set  $\mathcal{T}_g = \{\tau \in [0, 1] : h_g(\tau) \leq \bar{h} + \epsilon\}$  is a (possibly degenerate) interval  $[0, \tau_g^*]$  with  $\tau_g^* = \sup \mathcal{T}_g \in \mathcal{T}_g$ . In particular, selecting  $\tau_g^*$  maximizes coverage  $\Pr(\hat{p}_h(S) < \tau \mid G = g)$  subject to the harm cap.*

*Proof.* By (A2), the sublevel sets  $\{\tau : h_g(\tau) \leq c\}$  are intervals of the form  $[0, \tau_c]$  for any  $c \in [0, 1]$ ; right-continuity ensures closedness. Taking  $c = \bar{h} + \epsilon$  yields  $\mathcal{T}_g = [0, \tau_g^*]$  with  $\tau_g^* = \sup \mathcal{T}_g$  attained. Coverage within group  $g$  is  $\Pr(\hat{p}_h(S) < \tau \mid G = g) = F_g(\tau)$ , which is non-decreasing in  $\tau$  by (A1). Therefore, any feasible  $\tau$  is dominated by  $\tau_g^*$  in coverage, establishing optimality.  $\square$

**Theorem 3** (Consistency of empirical harm-capped selection). *Let  $\hat{h}_g^{(n)}(\tau)$  be the empirical conditional harm rate computed from an exchangeable calibration sample of size  $n_g$ , and define the empirical selector  $\hat{\tau}_g = \sup\{\tau : \hat{h}_g^{(n)}(\tau) \leq \bar{h} + \epsilon\}$ . Suppose (A1)–(A2) hold,  $\hat{h}_g^{(n)}$  converges to  $h_g$  uniformly in  $\tau$  in probability, and additionally:*

(A3)  $h_g$  is continuous at  $\tau_g^*$  (no boundary jump).

Then  $\hat{\tau}_g \xrightarrow{P} \tau_g^*$ , where  $\tau_g^*$  is given by Theorem 2.

*Proof.* Fix  $\eta > 0$ . By uniform convergence, there exists  $N$  such that for  $n_g \geq N$ , with probability  $\geq 1 - \delta(\eta)$  we have  $\sup_{\tau} |\hat{h}_g^{(n)}(\tau) - h_g(\tau)| < \eta$ . On this event,

$$\{\tau : \hat{h}_g^{(n)}(\tau) \leq \bar{h} + \epsilon\} \subseteq \{\tau : h_g(\tau) \leq \bar{h} + \epsilon + \eta\} \quad \text{and} \quad \{\tau : h_g(\tau) \leq \bar{h} + \epsilon - \eta\} \subseteq \{\tau : \hat{h}_g^{(n)}(\tau) \leq \bar{h} + \epsilon\}.$$

Define  $\tau^+(\eta) = \inf\{\delta \geq 0 : h_g(\tau_g^* + \delta) \geq \bar{h} + \epsilon + \eta\}$  and  $\tau^-(\eta) = \inf\{\delta \geq 0 : h_g(\tau_g^* - \delta) \leq \bar{h} + \epsilon - \eta\}$ . By (A2)–(A3),  $\tau^+(\eta), \tau^-(\eta) \rightarrow 0$  as  $\eta \rightarrow 0$ . The containments above imply

$$\tau_g^* - \tau^-(\eta) \leq \hat{\tau}_g \leq \tau_g^* + \tau^+(\eta),$$

and letting  $\eta \downarrow 0$  yields  $\hat{\tau}_g \xrightarrow{P} \tau_g^*$ . This is a standard argmax consistency argument under uniform convergence; see, e.g., [13].  $\square$

## B Additional Subgroup Ablations

We include additional subgroup audits beyond age, race, and sex. For each attribute, we show safe-set coverage (coverage mode), harm within the safe set, and subgroup values.

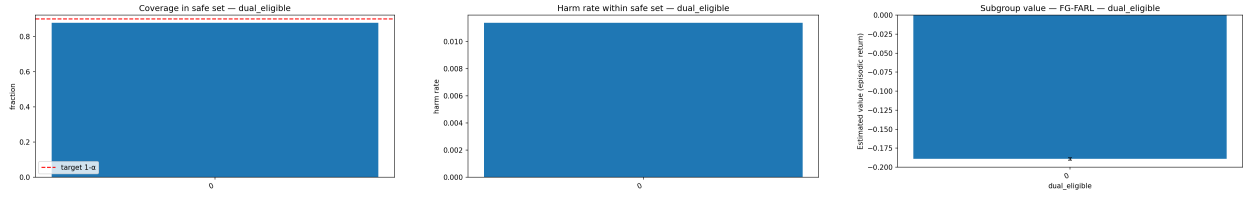


Figure 5: Dual eligibility (coverage mode).

## C Policy Interpretability

We report the most influential standardized coefficients from the multinomial logistic policy trained on the FG-FARL safe union (coverage mode, primary group=age). Coefficients are reported in standardized units (after imputation and scaling) and indicate the direction and magnitude of association between features and action logits.

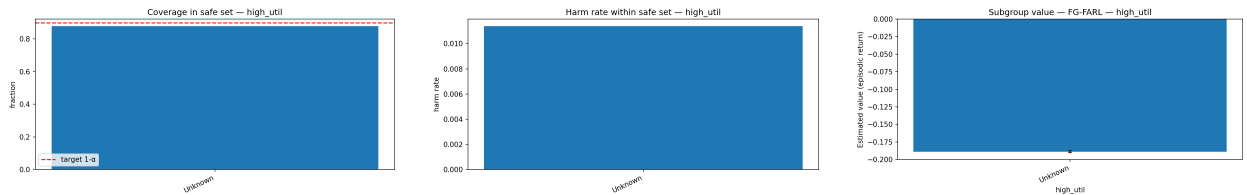


Figure 6: High utilization (coverage mode).

Table 5: Top coefficients per action in the multinomial logit policy (standardized units).

Action	Feature	Coefficient (std. units)
0	Age	0.002
0	Previous reward	0.000
0	Time index (t)	-0.004
1	Age	0.002
1	Previous reward	0.000
1	Time index (t)	-0.001
2	Time index (t)	0.002
2	Previous reward	0.000
2	Age	-0.003
3	Time index (t)	0.001
3	Previous reward	0.000
3	Age	-0.000
4	Age	0.001
4	Previous reward	0.000
4	Time index (t)	-0.001
5	Time index (t)	0.001
5	Age	0.000
5	Previous reward	0.000
6	Time index (t)	0.001
6	Previous reward	0.000
6	Age	-0.002
7	Age	0.000
7	Previous reward	0.000
7	Time index (t)	-0.001
8	Time index (t)	0.001
8	Age	0.000
8	Previous reward	0.000

## D Reproducibility

We fix seeds for data splits and evaluation subsets, and we report all hyperparameters and environment knobs (ALPHA, EPSILON, MIN\_GROUP\_N, REWARD\_NORM). We report value estimates with bootstrap confidence intervals and provide subgroup auditing diagnostics.

**Code availability.** An end-to-end implementation with scripts to reproduce tables and figures is available at [https://github.com/sanjaybasu/fg\\_far1/tree/main](https://github.com/sanjaybasu/fg_far1/tree/main).

## References

- [1] M. Hardt, E. Price, and N. Srebro. Equality of opportunity in supervised learning. In *Advances in Neural Information Processing Systems*, 2016.
- [2] A. N. Angelopoulos and S. Bates. A gentle introduction to conformal prediction and distribution-free uncertainty quantification. *arXiv:2107.07511*, 2021.

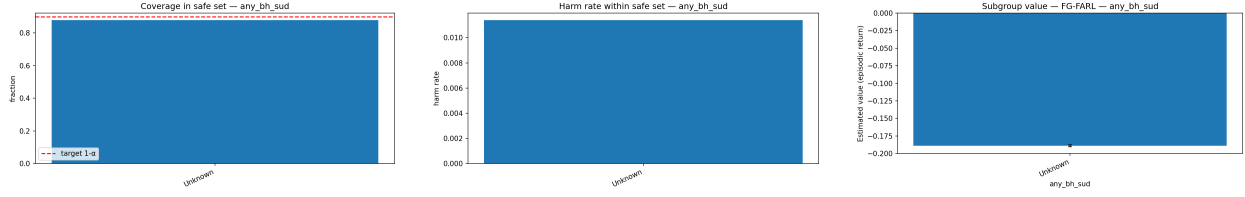


Figure 7: Any BH/SUD (coverage mode).

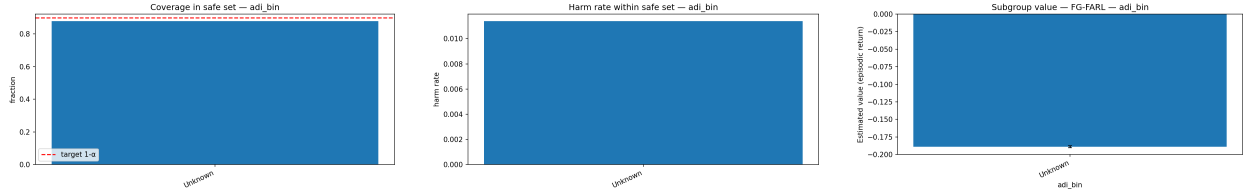


Figure 8: ADI bin (coverage mode).

- [3] A. Kumar, A. Zhou, G. Tucker, and S. Levine. Conservative Q-learning for offline reinforcement learning. In *Advances in Neural Information Processing Systems*, 2020.
- [4] I. Kostrikov, A. Nair, and S. Levine. Offline reinforcement learning with implicit Q-learning. In *International Conference on Learning Representations*, 2021.
- [5] M. Uehara, N. Jiang, Q. Gu, D. J. Foster, and S. M. Kakade. Minimax weight and Q-function learning for off-policy evaluation. In *International Conference on Machine Learning*, 2020.
- [6] H. M. Le, C. Voloshin, and Y. Yue. Batch policy learning under constraints. In *International Conference on Machine Learning*, 2019.
- [7] S. Jabbari, M. Joseph, M. Kearns, J. Morgenstern, and A. Roth. Fairness in reinforcement learning. In *ICML Workshop*, 2017.
- [8] O. Gottesman, F. Johansson, J. Meier, J. Dent, D. Lee, S. Srinivasan, K. Zhang, E. Choi, M. Komorowski, A. A. Faisal, et al. Guidelines for reinforcement learning in healthcare. *Nature Medicine*, 2019.
- [9] J. Komiyama, A. Takeda, J. Honda, and H. Shimao. Nonconvex optimization for robust and fair machine learning. In *Advances in Neural Information Processing Systems*, 2018.
- [10] S. Barocas, M. Hardt, and A. Narayanan. *Fairness and Machine Learning*. 2019.
- [11] A. Dvoretzky, J. Kiefer, and J. Wolfowitz. Convergence of the empirical distribution function to the true distribution function. *Annals of Mathematical Statistics*, 1956.
- [12] E. B. Wilson. Probable inference, the law of succession, and statistical inference. *Journal of the American Statistical Association*, 1927.
- [13] A. W. van der Vaart. *Asymptotic Statistics*. Cambridge University Press, 1998.
- [14] J. Achiam, D. Held, A. Tamar, and P. Abbeel. Constrained policy optimization. In *International Conference on Machine Learning*, 2017.

- [15] C. Tessler, D. J. Mankowitz, and S. Mannor. Reward constrained policy optimization. In *International Conference on Learning Representations*, 2019.
- [16] G. Dalal, K. Dvijotham, M. Vecerik, Y. Tassa, R. Munos, and S. Mannor. Safe exploration in continuous action spaces. In *International Conference on Machine Learning*, 2018.
- [17] P. Thomas and E. Brunskill. Data-efficient off-policy policy evaluation for reinforcement learning. In *International Conference on Machine Learning*, 2016.