

# GENERATIVE DIFFUSION CONTRASTIVE NETWORK FOR MULTI-VIEW CLUSTERING

Jian Zhu<sup>1,†</sup>, Xin Zou<sup>2,†</sup>, Xi Wang<sup>2,†</sup>, Ning Zhang<sup>1</sup>, Bian Wu<sup>1</sup>, Yao Yang<sup>1</sup>, Ying Zhou<sup>1</sup>, Lingfang Zeng<sup>1</sup>, Chang Tang<sup>3</sup>, Cheng Luo<sup>1,\*</sup>

<sup>1</sup>Zhejiang Lab, {qijian.zhu, cheng\_luo}@zhejianglab.com

<sup>2</sup>Hong Kong University of Science and Technology, {vancywangxi}@ust.hk

<sup>3</sup>Huazhong University of Science and Technology, {tangchang}@hust.edu.cn

## ABSTRACT

In recent years, Multi-View Clustering (MVC) has been significantly advanced under the influence of deep learning. By integrating heterogeneous data from multiple views, MVC enhances clustering analysis, making multi-view fusion critical to clustering performance. However, there is a problem of low-quality data in multi-view fusion. This problem primarily arises from two reasons: 1) Certain views are contaminated by noisy data. 2) Some views suffer from missing data. This paper proposes a novel Stochastic Generative Diffusion Fusion (SGDF) method to address this problem. SGDF leverages a multiple generative mechanism for the multi-view feature of each sample. It is robust to low-quality data. Building on SGDF, we further present the Generative Diffusion Contrastive Network (GDCN). Extensive experiments show that GDCN achieves the state-of-the-art results in deep MVC tasks. The source code is publicly available at <https://github.com/HackerHyper/GDCN>.

**Index Terms**— Multi-view Clustering, Multi-view Fusion, Diffusion Model, Deep Clustering

## 1. INTRODUCTION

With the development of artificial intelligence, intelligent systems integrate multiple data sources for analysis, modeling, and decision-making. For example, autonomous car system aggregates information of data from many cameras to make decisions [1]. Multi-View Clustering (MVC) [2] aims to fuse the data of multiple views to discover meaningful groupings, making it crucial to data mining [3].

In computer vision tasks, deep learning has proven to be quite effective at representing data [4]. Similarly, MVC has experienced tremendous development driven by deep learning [5, 6]. These methods leverage a view-specific encoder network to generate effective embeddings, which are then combined from all views for MVC. This leads to the problem of semantic gaps in various view features. To solve the problem, different alignment methods have been proposed. For instance, some approaches utilize KL divergence to align the

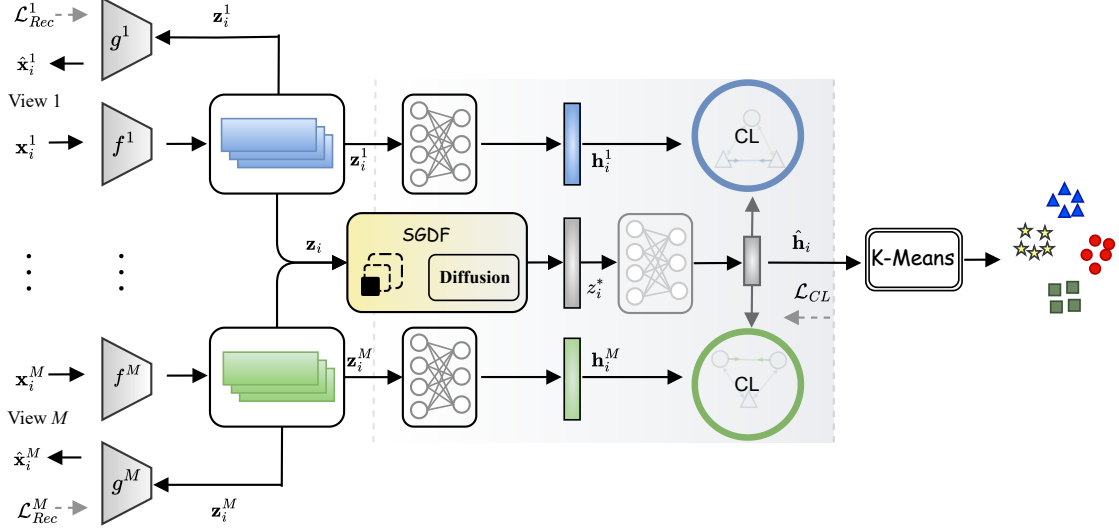
label or representation distributions across multiple views [7]. Recently, many methods have tended to contrastive learning to align representations from multiple views [8]. Although these methods have made substantial progress in addressing the MVC task, the issue of low-quality data remains. This problem can be attributed to two reasons: 1) Noisy data is present in certain views. 2) Some views have missing data. At present, multi-view fusion methods include summation, concatenation, and attention mechanisms. These methods are sensitive to low-quality data. Therefore, the problem of low-quality data ultimately reduces the performance of MVC.

We propose a Stochastic Generative Diffusion Fusion (SGDF) method to address the problem of low-quality data in multi-view fusion. Inspired by the outstanding features of the diffusion model [9], SGDF utilizes a multiple generative mechanism for multi-view data of a sample. It generates multiple features for this sample and then averages them to obtain the fused features. It is a robust method for low-quality data. On the basis of SGDF, we present the Generative Diffusion Contrastive Network (GDCN). It consists of the Autoencoder module, the SGDF module, and the Contrastive Learning module. GDCN first uses the Autoencoder module to obtain view-specific representations that effectively reconstruct the original data. GDCN then utilizes the SGDF module to perform robust fusion of the multi-view data. Finally, GDCN uses the Contrastive Learning module to get a common representation. The contributions of this paper are summarized as follows:

- We propose a novel SGDF method to solve the problem of low-quality data. SGDF implements the robust fusion of multi-view data through a multiple generative mechanism.
- Based on SGDF, we present the GDCN for the deep MVC task. It is a simple and effective representation learning method for multi-view data.
- The comprehensive experiments demonstrate that GDCN achieves the state-of-the-art results on four public datasets.

<sup>†</sup> Contributed equally to this work.

\* Corresponding author.



**Fig. 1.** The framework of GDCN. The framework consists of the Autoencoder module, the SGDF module, and the Contrastive Learning (CL) module. The Autoencoder module aims to obtain view-specific representations that effectively reconstruct the original data. The SGDF module performs robust fusion of the multi-view data. Eventually, the Contrastive Learning module is used to get a common representation. K-Means is a module used for clustering.

## 2. THE PROPOSED METHODOLOGY

We propose an innovative Stochastic Generative Diffusion Fusion (SGDF) method, which aims to solve the problem of low-quality data in multi-view fusion. On the basis of SGDF, we present the Generative Diffusion Contrastive Network (GDCN) for Multi-View Clustering (MVC). As shown in Fig. 1, GDCN mainly consists of three components: 1) Autoencoder Module, 2) Stochastic Generative Diffusion Fusion, and 3) Contrastive Learning (CL) Module. The multi-view data, which includes  $N$  samples with  $M$  views, is denoted as  $\{\mathbf{X}^m = \{x_1^m; \dots; x_N^m\} \in \mathbb{R}^{N \times D_m}\}_{m=1}^M$ , where  $D_m$  is the feature dimension in the  $m$ -th view.

### 2.1. Autoencoder Module

We use Autoencoder [10] to extract individual view features. The encoder function is denoted by  $f^m$  for the  $m$ -th view. The encoder generates the low-dimensional embedding as follows:

$$z_i^m = f^m(x_i^m), \quad (1)$$

where  $z_i^m \in \mathbb{R}^{d_m}$  is the embedding of the  $i$ -th sample from the  $m$ -th view  $x_i^m$ .  $d_m$  is the dimension of the feature.

Using the data representation  $z_i^m$ , the decoder reconstructs the sample. Let  $g^m$  denote the decoder function. In the decoder component,  $z_i^m$  is decoded to provide the reconstructed sample  $\hat{x}_i^m$ :

$$\hat{x}_i^m = g^m(z_i^m). \quad (2)$$

### 2.2. Stochastic Generative Diffusion Fusion

All the extracted embeddings  $\{z_i^m\}_{m=1}^M$  are concatenated as a condition feature:

$$c_i = \text{cat}(z_i^1, z_i^1, \dots, z_i^M), \quad c_i \in \mathbb{R}^{Md_m}, \quad (3)$$

where  $\text{cat}$  denotes a concatenated operator.

#### 2.2.1. Diffusion Reverse Process

The reverse process refers to the iterative operation of gradually restoring the original data structure from noisy data. We adopt the sqrt noise scheduling strategy [11] as follows:

$$\bar{\alpha}_t = 1 - \sqrt{\frac{t}{T} + 10^{-4}}, \quad (4)$$

where  $T$  is the total diffusion time steps.  $t$  is the current time step. We use a multi-layer perceptron (MLP) as the denoising function:

$$z_p = \text{MLP}(\text{cat}(z_t, c_i)), \quad (5)$$

where  $z_t$  is the noise embedding. Denoising is the core of diffusion models, which refers to removing the noise added to the data at each time step. The single-step denoising process is described as follows:

$$\mathbf{z}_s = q(\mathbf{z}_t, c_i, t) = \begin{cases} \mathbf{z}_t & t = 0 \\ \sqrt{\beta}\mathbf{z}_t + \sqrt{\gamma}\mathbf{z}_p & t > 0 \end{cases}, \quad (6)$$

where  $\beta = \frac{\bar{\alpha}_s}{\bar{\alpha}_t}$ ,  $\sigma^2 = \frac{1 - \bar{\alpha}_s}{1 - \bar{\alpha}_t}$ ,  $\gamma = 1 - \beta - \sigma^2$ .  $s$  denotes the previous time step. The value of  $t$  is usually decreasing, starting near  $T$  and ending near 0.

### 2.2.2. Multiple Generative Mechanism

Multiple Generative Mechanism starts the sampling initialization as follows:

$$\mathbf{z}_T^{(b)} \sim \mathcal{N}(\mathbf{0}, \mathbf{I}_d), \quad b \in [1, 2, \dots, B], \quad (7)$$

where  $\mathcal{N}$  represents a normal distribution.  $\mathbf{I}_d$  denotes a  $d$ -dimensional identity matrix.  $\mathbf{z}_T^{(b)}$  is the initial noise vector for the  $b$ -th sample in the diffusion process. It serves as the starting point for the reverse diffusion process.  $B$  represents sampling times.

We create a time-step sequence used for accelerated sampling during the backward diffusion process. We have set  $K$  discrete points.

$$\tau_k = \left\lfloor T - 1 - k \cdot \frac{T-1}{K-1} \right\rfloor, \quad k \in [0, 1, \dots, K-1], \quad (8)$$

where  $k$  is the index of the sampling point.  $\tau_k$  is the  $k$ -th sampling time point.  $\lfloor \cdot \rfloor$  is the round down function. The reverse sampling route of the diffusion model is as follows:

$$\mathbf{z}_{\tau_k}^{(b)} = q(\mathbf{z}_{\tau_{k-1}}^{(b)}, z_i, \tau_k), \quad k \in [0, 1, \dots, K-1], \quad (9)$$

where  $q$  is the single-step denoising process.  $\mathbf{z}_{\tau_0}^{(b)} = \mathbf{z}_T^{(b)}$ . We conduct  $K$  iterations to obtain  $\mathbf{z}_{\tau_{K-1}}^{(b)}$ . Finally, we average the  $B$  generated vectors to obtain the fused feature:

$$\mathbf{z}_i^* = \frac{1}{B} \sum_{b=1}^B \mathbf{z}_{\tau_{K-1}}^{(b)}. \quad (10)$$

### 2.3. Loss Function and Clustering module

Let  $\mathcal{L}_{Rec}$  represent the reconstruction loss.  $N$  denotes the number of samples. The following formula is used to calculate the reconstruction loss:

$$\mathcal{L}_{Rec} = \sum_{m=1}^M \sum_{i=1}^N \|x_i^m - g^m(z_i^m)\|_2^2. \quad (11)$$

The loss of Contrastive Learning [12] is calculated as follows:

$$\mathcal{L}_{CL} = -\frac{1}{2N} \sum_{i=1}^N \sum_{m=1}^M \log \frac{e^{C(\hat{h}_i, h_i^m)/\tau}}{\sum_{j=1}^N e^{(1-S_{ij})C(\hat{h}_i, h_j^m)/\tau} - e^{1/\tau}}, \quad (12)$$

where  $\tau$  represents the temperature coefficient.  $S_{ij}$  is the similarity between the  $i$ -th sample and the  $j$ -th sample.  $C$  denotes the cosine function.  $\hat{h}_i$  and  $h_i^m$  are generated by  $\mathbf{z}_i^*$  and  $z_i^m$ . The total loss is calculated as follows:

$$\mathcal{L} = \mathcal{L}_{Rec} + \mathcal{L}_{CL}. \quad (13)$$

The training of deep multi-view clustering networks is divided into two stages: the pre-training phase and the fine-tuning phase.  $\mathcal{L}_{Rec}$  is used for the pre-training phase, while  $\mathcal{L}$  is used for the fine-tuning phase. We use the K-Means algorithm for the clustering module [13].

**Table 1.** Description of the multi-view datasets.

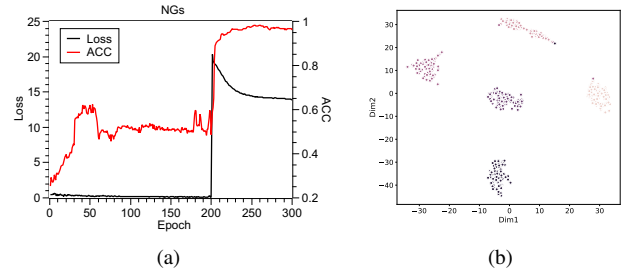
Datasets	Samples	Views	Clusters	View dimensions
NGs	500	3	5	[2000, 2000, 2000]
Synthetic3d	600	3	3	[3, 3, 3]
Caltech5V	1400	5	7	[40, 254, 1984, 512, 928]
Wikipedia	693	2	10	[128, 10]

## 3. EXPERIMENTS

### 3.1. Experimental Settings

We evaluate the proposed GDCN on four public multi-view datasets [12] (i.e., NGs, Synthetic3d, Caltech5V, and Wikipedia) with different scales (see Table 1). Three evaluation metrics (including accuracy (ACC), normalized mutual information (NMI), and Purity (PUR)) are used.

**Compared methods.** To evaluate the effectiveness of the proposed method, we compare the GDCN with five state-of-the-art clustering methods, which are all deep methods (including DSMVC [14], DealMVC [15], GCFAggMVC [12], SCMVC [16], and ACCMVC [17]).



**Fig. 2.** The convergence analysis and visualization analysis on NGs. (a) The training loss/ACC curves; (b) The t-SNE plot of the common representations  $\{\hat{h}_i\}_{i=1}^N$ .

### 3.2. Experimental comparative results

The comparative results with five multi-view clustering methods by three evaluation metrics on four benchmark datasets are presented in Table 2. The results show that GDCN outperforms all the compared baselines by a significant margin on four datasets. Specifically, we obtain the following observations: On the NGs dataset, GDCN outperforms the second-best method ACCMVC by 7.8 percentage points in ACC. Similarly, on Wikipedia, GDCN performs better than the DSMVC method by 2.17 percentage points in terms of ACC metrics. GDCN also outperforms the baseline methods significantly in both NMI and PUR metrics.

**Table 2.** The clustering results on four public datasets. The best results are bolded, and the second-best results are underlined.

Datasets	NGs			Synthetic3d			Caltech5V			Wikipedia		
Metrics	ACC	NMI	PUR	ACC	NMI	PUR	ACC	NMI	PUR	ACC	NMI	PUR
DSMVC [14]	0.4460	0.1166	0.4460	0.9567	0.8267	0.9567	0.5979	0.4400	0.6121	<u>0.6118</u>	0.5537	<u>0.6364</u>
DealMVC [15]	0.5940	0.4848	0.5940	0.8983	0.6904	0.8983	0.6157	0.5081	0.6157	0.4040	0.3707	0.4040
GCFAggMVC [12]	0.6740	0.5392	0.6780	0.5750	0.3462	0.6283	0.2893	0.1264	0.2979	0.2150	0.1473	0.2843
SCMVC [16]	0.8740	0.7181	0.8740	0.9417	0.7944	0.9417	0.6086	0.4210	0.6100	0.4733	0.4292	0.5426
ACCMVC [17]	<u>0.9020</u>	<u>0.7546</u>	<u>0.9020</u>	<u>0.9600</u>	<u>0.8381</u>	<u>0.9600</u>	<u>0.6807</u>	<u>0.5516</u>	<u>0.7129</u>	0.6075	<u>0.5621</u>	0.6349
GDCN (Ours)	<b>0.9800</b>	<b>0.9440</b>	<b>0.9800</b>	<b>0.9717</b>	<b>0.8758</b>	<b>0.9717</b>	<b>0.7071</b>	<b>0.5777</b>	<b>0.7221</b>	<b>0.6335</b>	<b>0.5638</b>	<b>0.6522</b>

### 3.3. Ablation Study

We conduct an ablation study to evaluate the two key components of GDCN: Stochastic Generative Diffusion Fusion (SGDF) and Contrastive Learning (CL).

**Table 3.** Ablation study on diverse datasets.

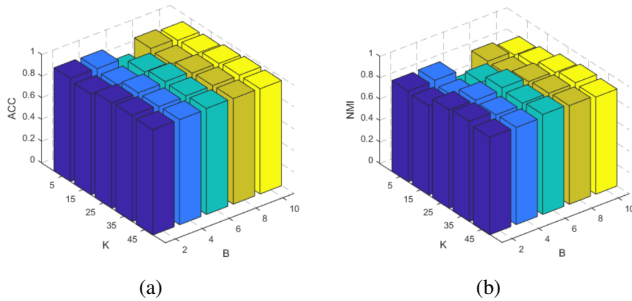
Datasets	Method	ACC	NMI	PUR
NGs	w/o SGDF	0.8620	0.7147	0.8620
	w/o CL	0.6180	0.4158	0.6180
	GDCN	<b>0.9800</b>	<b>0.9440</b>	<b>0.9800</b>
Synthetic3d	w/o SGDF	0.9600	0.8407	0.9600
	w/o CL	0.7600	0.4500	0.7600
	GDCN	<b>0.9717</b>	<b>0.8758</b>	<b>0.9717</b>
Caltech5V	w/o SGDF	0.6536	0.5127	0.6786
	w/o CL	0.5129	0.3299	0.5314
	GDCN	<b>0.7071</b>	<b>0.5777</b>	<b>0.7221</b>
Wikipedia	w/o SGDF	0.4661	0.3456	0.4877
	w/o CL	0.5772	0.5408	0.6176
	GDCN	<b>0.6335</b>	<b>0.5638</b>	<b>0.6522</b>

4.81, and 16.74 percent less than those of GDCN on NGs, Synthetic3d, Caltech5V, and Wikipedia, respectively. SGDF implements the robust fusion of multi-view data by utilizing a multiple generative mechanism to address the low-quality issue. The results demonstrate that SGDF significantly improves multi-view clustering performance.

**Validity of CL module.** The “w/o CL” represents the elimination of the Contrastive Learning module from GDCN. According to Table 3, the results of “w/o CL” are lower than those of GDCN by 36.20, 21.17, 19.42, and 5.63 percent in ACC term on NGs, Synthetic3d, Caltech5V, and Wikipedia. The Contrastive Learning module can obtain the consistency of multi-view data. Therefore, contrastive learning enhances the results of deep multi-view clustering tasks.

### 3.4. Convergence, Visualization, and Parameter Analysis.

As illustrated in Fig. 2 (a), the value of ACC first increases in the early stage (i.e., the first 40 epochs) and then fluctuates in a narrow range. When epoch equals 200, there is a sudden change in ACC due to the transition from the pre-training phase to the fine-tuning phase. These results all confirm the convergence of GDCN. In addition, to further verify the effectiveness of the proposed GDCN, we visualize the common representations  $\{\hat{h}_i\}_{i=1}^N$  after convergence by the t-SNE method [18] in Fig. 2 (b). The NGs dataset is divided into 5 categories with clear cluster boundaries. Fig. 3 shows the analysis experiment of two hyperparameters, sampling times  $B$  and discrete points  $K$ . The range of  $B$  is 2 to 10. The value of  $K$  ranges from 5 to 45. It can be concluded that ACC and NMI are insensitive to the two hyperparameters.

**Fig. 3.** The hyper-parameter analysis on NGs.

**Effectiveness of SGDF module.** The fused representation is set to  $c_i$ , which is the concatenation of all view-specific representations. The “w/o SGDF” denotes the removal of the SGDF module from GDCN. Table 3 illustrates that, in the ACC term, the results of “w/o SGDF” are 11.80, 1.17,

## 4. CONCLUSION AND FUTURE WORK

This paper proposes a novel Stochastic Generative Diffusion Fusion (SGDF) method to address the problem of low-quality data. Based on the SGDF module, we present the Generative Diffusion Contrastive Network (GDCN). It achieves the state-of-the-art results in Multi-View Clustering (MVC) tasks. We believe that GDCN has a very promising application prospect.

## Acknowledgment

This work was supported by the National Key Research and Development Program of China (Grant No. 2021ZD0201501), the Youth Foundation Project of Zhejiang Province (Grant No. LQ22F020035), and the National Natural Science Foundation of China (No. 32200860).

## 5. REFERENCES

- [1] Li Chen, Penghao Wu, Kashyap Chitta, Bernhard Jaeger, Andreas Geiger, and Hongyang Li, “End-to-end autonomous driving: Challenges and frontiers,” *IEEE Transactions on Pattern Analysis and Machine Intelligence*, 2024.
- [2] Yuang Xiao, Dong Yang, Jiaxin Li, Xin Zou, Hua Zhou, and Chang Tang, “Dual alignment feature embedding network for multi-omics data clustering,” *Knowledge-Based Systems*, p. 112774, 2024.
- [3] Kaiyi Xu, Minhui Wang, Xin Zou, Jingjing Liu, Ao Wei, Jiajia Chen, and Chang Tang, “Hstrans: Homogeneous substructures transformer for predicting frequencies of drug-side effects,” *Neural Networks*, vol. 181, pp. 106779, 2025.
- [4] Xin Zou, Chang Tang, Wei Zhang, Kun Sun, and Liangxiao Jiang, “Hierarchical attention learning for multimodal classification,” in *2023 IEEE International Conference on Multimedia and Expo (ICME)*. IEEE, 2023, pp. 936–941.
- [5] Daniel J Trosten, Sigurd Lokse, Robert Jenssen, and Michael Kampffmeyer, “Reconsidering representation alignment for multi-view clustering,” in *Proceedings of the IEEE/CVF Conference on Computer Vision and Pattern Recognition*, 2021, pp. 1255–1265.
- [6] Jie Xu, Huayi Tang, Yazhou Ren, Liang Peng, Xiaofeng Zhu, and Lifang He, “Multi-level feature learning for contrastive multi-view clustering,” in *Proceedings of the IEEE/CVF Conference on Computer Vision and Pattern Recognition*, 2022, pp. 16051–16060.
- [7] John R Hershey and Peder A Olsen, “Approximating the kullback leibler divergence between gaussian mixture models,” in *2007 IEEE International Conference on Acoustics, Speech and Signal Processing-ICASSP’07*. IEEE, 2007, vol. 4, pp. IV–317.
- [8] Jian Zhu, Xin Zou, Lei Liu, Zhangmin Huang, Ying Zhang, Chang Tang, and Li-Rong Dai, “Trusted mamba contrastive network for multi-view clustering,” in *ICASSP 2025-2025 IEEE International Conference on Acoustics, Speech and Signal Processing (ICASSP)*. IEEE, 2025, pp. 1–5.
- [9] Jonathan Ho, Ajay Jain, and Pieter Abbeel, “Denoising diffusion probabilistic models,” *Advances in neural information processing systems*, vol. 33, pp. 6840–6851, 2020.
- [10] Jingkuan Song, Hanwang Zhang, Xiangpeng Li, Lianli Gao, Meng Wang, and Richang Hong, “Self-supervised video hashing with hierarchical binary auto-encoder,” *IEEE Transactions on Image Processing*, vol. 27, no. 7, pp. 3210–3221, 2018.
- [11] Xiang Li, John Thickstun, Ishaan Gulrajani, Percy S Liang, and Tatsunori B Hashimoto, “Diffusion-lm improves controllable text generation,” *Advances in Neural Information Processing Systems*, vol. 35, pp. 4328–4343, 2022.
- [12] Weiqing Yan, Yuanyang Zhang, Chenlei Lv, Chang Tang, Guanghui Yue, Liang Liao, and Weisi Lin, “Gcfagg: Global and cross-view feature aggregation for multi-view clustering,” in *Proceedings of the IEEE/CVF Conference on Computer Vision and Pattern Recognition (CVPR)*, June 2023, pp. 19863–19872.
- [13] David JC MacKay, David JC Mac Kay, et al., *Information theory, inference and learning algorithms*, Cambridge university press, 2003.
- [14] Huayi Tang and Yong Liu, “Deep safe multi-view clustering: Reducing the risk of clustering performance degradation caused by view increase,” in *Proceedings of the IEEE/CVF Conference on Computer Vision and Pattern Recognition*, 2022, pp. 202–211.
- [15] Xihong Yang, Jin Jiaqi, Siwei Wang, Ke Liang, Yue Liu, Yi Wen, Suyuan Liu, Sihang Zhou, Xinwang Liu, and En Zhu, “Dealmvc: Dual contrastive calibration for multi-view clustering,” in *Proceedings of the 31st ACM international conference on multimedia*, 2023, pp. 337–346.
- [16] Song Wu, Yan Zheng, Yazhou Ren, Jing He, Xiaorong Pu, Shudong Huang, Zhifeng Hao, and Lifang He, “Self-weighted contrastive fusion for deep multi-view clustering,” *IEEE Transactions on Multimedia*, 2024.
- [17] Weiqing Yan, Yuanyang Zhang, Chang Tang, Wujie Zhou, and Weisi Lin, “Anchor-sharing and cluster-wise contrastive network for multiview representation learning,” *IEEE Transactions on Neural Networks and Learning Systems*, vol. 36, no. 2, pp. 3797–3807, 2024.
- [18] Laurens Van der Maaten and Geoffrey Hinton, “Visualizing data using t-sne,” *Journal of machine learning research*, vol. 9, no. 11, 2008.