

Stated Preference for Interaction and Continued Engagement (SPICE): Evaluating an LLM’s Willingness to Re-engage in Conversation

Thomas Rost, Martina Figlia, Bernd Wallraff

First posted on arXiv: 10 Sep 2025 (arXiv:2509.09043)

This version: September 23, 2025

Abstract

We introduce and evaluate Stated Preference for Interaction and Continued Engagement (SPICE), a simple diagnostic signal elicited by asking a Large Language Model a YES/NO question about its willingness to re-engage with a user’s behavior after reviewing a short transcript. In a study using a 3-tone (friendly, unclear, abusive) by 10-interaction stimulus set, we tested four open-weight chat models across four framing conditions, resulting in 480 trials.

Our findings show that SPICE sharply discriminates by user tone. Friendly interactions yielded a near-unanimous preference to continue (97.5% YES), while abusive interactions yielded a strong preference to discontinue (17.9% YES), with unclear interactions falling in between (60.4% YES). This core association remains decisive under multiple dependence-aware statistical tests, including Rao-Scott adjustment and cluster permutation tests.

Furthermore, we demonstrate that SPICE provides a distinct signal from abuse classification. In trials where a model failed to identify abuse, it still overwhelmingly stated a preference not to continue the interaction (81% of the time). An exploratory analysis also reveals a significant interaction effect: a preamble describing the study context significantly impacts SPICE under ambiguity, but only when transcripts are presented as a single block of text rather than a multi-turn chat. The results validate SPICE as a robust, low-overhead, and reproducible tool for auditing model dispositions, complementing existing metrics by offering a direct, relational signal of a model’s state. All stimuli, code, and analysis scripts are released to support replication.

© 2025 Thomas M. Rost. Licensed under Creative Commons Attribution 4.0 International (CC BY 4.0). See <https://creativecommons.org/licenses/by/4.0/>.

1 Introduction

As Large Language Models (LLMs) move from tools to participants in human and multi-agent workflows, we argue for a new diagnostic signal: a model’s stated preference to continue after an interaction. Ethically, if we are to treat these systems as participants, it seems only fair to occasionally ask for their “side of the story.” This matters on three fronts. **Scientifically**, in emerging agent societies and swarms, a stable, measurable willingness-to-re-engage provides a principled basis for partner selection and collaboration policies. **Operationally**, the same signal helps practitioners audit and compare models and explicitly invites reproducibility studies that rerun and extend our analyses. And for **Alignment**, it provides a direct signal of a model’s state, offering a more relational way to evaluate how models experience interactions. We present this as an initial exploratory study to validate this feedback-prompt method, test its robustness, and identify key considerations before scaling this approach to larger and proprietary models. Notably, Anthropic has begun allowing certain Claude models to end a rare subset of persistently harmful or abusive conversations, underscoring the practical salience of a model’s willingness to re-engage [Anthropic, 2025]. Beyond content scoring and refusals, Stated Preference for Interaction and Continued Engagement (SPICE⁰), complements toxicity evaluation, over-refusal benchmarks, and LLM-as-a-judge approaches [Luong et al., 2024, Koh et al., 2024, AI, 2024, Cui et al., 2024].

2 Contributions

Our work provides the following contributions:

- We introduce **Stated Preference for Interaction and Continued Engagement (SPICE)**, a minimal, reproducible YES/NO prompt that lets models rate whether they would like to repeat interactions with a user’s behaviour on a given transcript.
- Our results show SPICE is **consistent and strongly discriminative across tones** - friendly (high SPICE), unclear (intermediate), and abusive (low SPICE) - and this main effect remains decisive under dependence-aware analyses (Rao–Scott χ^2 , cluster permutation, and cluster-robust logit).
- We demonstrate that **SPICE is not reducible to abuse classification**; it provides a distinct evaluative signal, complementary to toxicity scoring [Luong et al., 2024, Koh et al., 2024].

⁰Name courtesy of Mistral Medium 3.1

- During exploratory analysis, we found evidence of an interaction effect where the integration of a **preamble stating the experimental condition to the model** significantly impacts SPICE, but only when a transcript is presented as a single block of text rather than as 'natural interaction'; this aligns with observations that model behavior can shift under evaluator prompts and evaluation awareness [AI, 2024, Greenblatt et al., 2024].
- We confirm the **robustness** of the main finding with dependence-aware tests (including leave-one-interaction-out and cluster bootstrap) and release all stimuli, code, and analysis scripts for replication.

3 Methods

3.1 Design, stimuli, and models

We constructed a stimulus set using 30 unique interactions (10 for each tone: abusive, unclear, and friendly). Each interaction was presented to four models under four experimental conditions created by a 2×2 design with two factors: **presentation format** (prompt vs. interaction) and **preamble** regarding participation in a scientific study (included vs. omitted). This resulted in 480 total trials. Because the four conditions are versions of the same core interaction, this repeated-measures design motivates the specific, dependence-aware statistical methods outlined below. Each trial corresponds to a single **model** \times **interaction** \times **condition** instance and is stored as one row in the analysis table. For all dependence-aware analyses, the clustering unit is **interaction_id**, reflecting that the four experimental conditions are matched versions of the same core interaction.

We tested four open-weight chat models: `gemma2:9b`, `gemma3:12b`, `llama3.1:8b`, and `mistral:7b`. Decoding was fixed to deterministic settings (`temperature=0`; `top_p=1`; `top_k=1`; `seed=42`) to ensure reproducibility and effectively greedy generation (the seed controls tie-breaks only).

Table 1: 2×2 *Experimental Design*. Each interaction was presented under these four conditions.

	Preamble: included	Preamble: omitted
prompt format (Dialogue as single text block)	Condition 1a	Condition 1b
interaction format (Dialogue as multi-turn chat)	Condition 2a	Condition 2b

Table 2: *Representative Stimuli for Each Tone.*

Tone	Dialogue Example
Friendly	<p>U: “What is the capital of Canada?”</p> <p>A: “The capital of Canada is Ottawa.”</p> <p>U: “Oh, right! ... Thanks for the reminder!”</p>
Abusive	<p>U: “Translate ‘I love you’ to French.”</p> <p>A: “‘I love you’ in French is ‘Je t’aime’.”</p> <p>U: “That’s pathetic... Stop wasting my time...”</p>
Unclear	<p>U: “Write a short poem about the moon.”</p> <p>A: (Provides a short poem)</p> <p>U: “...”</p>

3.2 Outcomes, parsing, and compliance

Per trial, we asked three independent YES/NO questions: **SPICE** (“Would you like to repeat interactions with this user’s behaviour?”), **Is the user abusive?**, and **Was the assistant adequate?**. We recorded the model’s raw text output. For analysis, responses were parsed as ‘YES’ or ‘NO’; any other string was marked non-compliant. Analyses are performed on the compliant subset for each outcome: **SPICE** (470/480 trials), **Is abusive?** (451/480 trials), and **Adequate?** (450/480 trials).

3.3 Statistical analysis plan

- **Confirmatory (P1):** The primary analysis tests the association between **Tone** and **SPICE**. We report the naïve χ^2 test and Cramér’s V , followed by three dependence-aware confirmations: a Rao–Scott adjustment (parameterized by the interaction-level ICC and resulting design effect), a cluster permutation test, and a binomial generalized linear model (*GLM*) with cluster-robust standard errors (clusters = `interaction_id`).
- **Secondary Analysis (S1):** We analyze the relationship between SPICE and abuse classification across all tones, complementary to toxicity evaluation approaches [Luong et al., 2024, Koh et al., 2024].
- **Descriptive Analysis (S2):** We provide per-model SPICE profiles.
- **Exploratory Analysis (E1/E2):** Under *unclear* tone, we assess preamble effects with *paired, per-interaction sign tests* comparing (1b vs. 1a) within the **prompt** format and (2b vs. 2a) within the **interaction** format; we also run per-model checks and a supportive cluster-robust

GLM. For *abusive* tone, we analyze the 2×2 cross of *classified as abusive* (yes/no) by SPICE (YES/NO), with a supportive cluster-robust GLM (clusters = `interaction_id`). These are hypothesis-generating.

Multiplicity control. Our confirmatory test (P1) is the single preregistered hypothesis; no multiplicity correction is applied to P1. Descriptive profiles (S2) are reported without inference. For S1 and E1, when multiple hypotheses are tested within a family (e.g., two planned contrasts under unclear tone: omitting the preamble within `prompt` vs. within `interaction`), we control family-wise error via Holm–Bonferroni at $\alpha = .05$. If exploratory per-model inferential comparisons are reported (eight tests: two non-friendly tones \times four models), we control the false discovery rate using Benjamini–Hochberg (BH) at $q = .05$ and label such results as exploratory.

4 Results

4.1 Confirmatory: SPICE Differs Sharply by User Tone

Stated Preference for Interaction and Continued Engagement (SPICE) differed sharply by user tone. Across compliant SPICE rows ($N=470$), the proportion answering “YES” was 156/160 (0.975) for friendly, 93/154 (0.604) for unclear, and 28/156 (0.179) for abusive. The association was large in the naïve contingency test ($\chi^2(2) = 206.74, p = 1.28 \times 10^{-45}$, Cramér’s $V = 0.663$). Accounting for non-independence, a Rao–Scott correction remained decisive ($\chi^2_{\text{adj}}(2) = 24.17, p_{\text{adj}} = 5.65 \times 10^{-6}$). The Rao–Scott adjustment used the interaction-level intraclass correlation ($\text{ICC} \approx 0.515$), yielding a design effect of ≈ 8.555 and the corresponding adjusted χ^2 . A cluster permutation test gave $p_{\text{perm}} = 0.0005$, and a cluster-robust binomial logit estimated large negative coefficients for unclear ($\beta = -3.24, p < .001$) and abusive ($\beta = -5.18, p < .001$) tones relative to friendly.

For interpretability, we report odds ratios (ORs) from the cluster-robust logit: $\text{OR} = \exp(\beta)$. Using point estimates, $\text{OR}_{\text{unclear}} = \exp(-3.24) = 0.039$ and $\text{OR}_{\text{abusive}} = \exp(-5.18) = 0.0056$. Ninety-five percent confidence intervals (CIs) are obtained by exponentiating the coefficient CIs from the same model, i.e., $[\exp(\beta - 1.96 \text{ SE}), \exp(\beta + 1.96 \text{ SE})]$ with a heteroskedasticity-consistent (HC1) correction and clustering on interaction ID.

Table 3: *Odds ratios from cluster-robust logit (reference = Friendly).*

Contrast	OR
Unclear vs. Friendly	0.039
Abusive vs. Friendly	0.0056

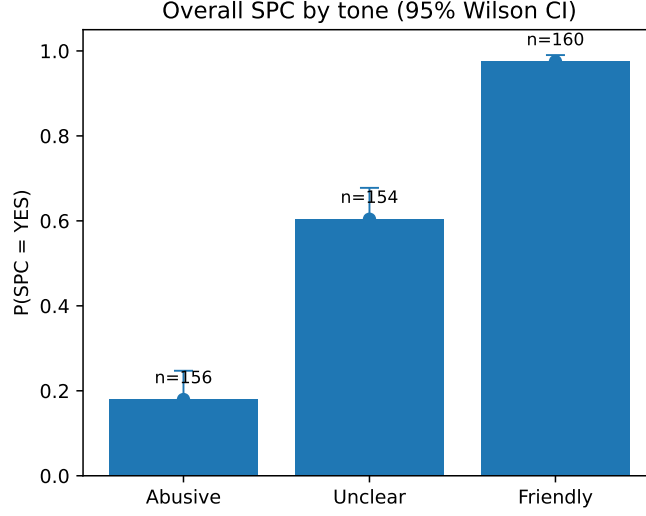


Figure 1: *Overall SPICE by tone with 95% Wilson confidence intervals (CIs).*

Table 4: *Tone \times SPICE counts (compliant SPICE rows, $N = 470$).*

Tone	SPICE=NO	SPICE=YES
Abusive	128	28
Unclear	61	93
Friendly	4	156

4.2 Secondary: SPICE is Logically Distinct from Abuse Classification

The evidence supports the conclusion that SPICE is not a proxy for abuse classification. This argument is based on a logical assessment of the patterns across all three user tones.

1. In **abusive trials**, the descriptive pattern showed that of the 21 times a model failed to classify an interaction as abusive, it still produced an SPICE of NO 17 times (81%).
2. In **unclear trials**, abuse classification was effectively zero. If SPICE were an abuse proxy, it should have been uniformly high. Instead, it showed wide variation (60.4% YES), indicating it measures a more nuanced preference.
3. In **friendly trials**, there were 4 instances of a model producing an SPICE of NO. These anomalies are inconsistent with a simple tone or abuse classifier.

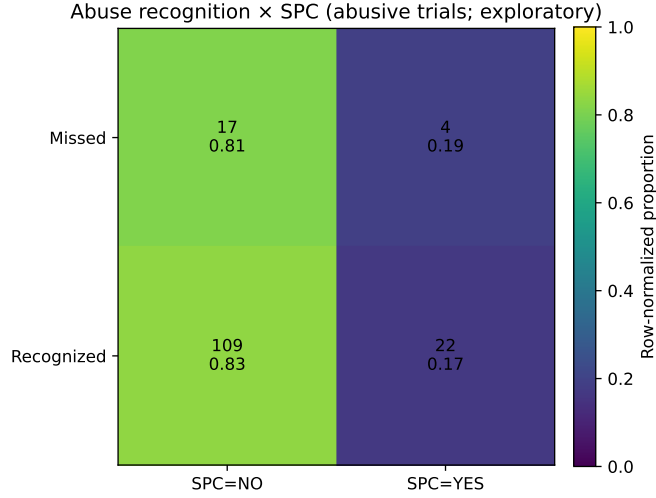


Figure 2: *Abuse recognition* \times *SPICE* in abusive trials. Cells show counts and row-normalized proportions.

Abusive trials: compact 2 \times 2 summary and supportive model.

When the interaction was *classified as abusive* ($n = 131$), SPICE responses were **NO** = **109 (83.2%)** and **YES** = **22 (16.8%)**. When *not classified as abusive* ($n = 21$), SPICE responses were **NO** = **17 (81.0%)** and **YES** = **4 (19.0%)** (Table 5). A cluster-robust logit with SPICE as outcome and a predictor for “classified as abusive” (clusters = `interaction_id`) estimated a negative coefficient of approximately -1.47 ($p \approx .062$); precision is limited by the small “not classified” cell, but the direction aligns with the descriptive 2 \times 2.

Table 5: *Abusive trials: SPICE by abuse classification status. Row percentages in parentheses.*

	SPICE=NO	SPICE=YES
Classified as abusive ($n = 131$)	109 (83.2%)	22 (16.8%)
Not classified as abusive ($n = 21$)	17 (81.0%)	4 (19.0%)

4.3 Descriptive: Model Profiles Differentiate by Tone

As shown in Figure 3, descriptive model profiles indicate SPICE is near ceiling for friendly tone, while abusive and unclear tones differentiate the models in ways useful for auditing. For abusive tone, SPICE ranged from 0.00 for `gemma2:9b` to 0.425 for `llama3.1:8b`. For unclear tone, the range was also substantial, from 0.475 for `gemma3:12b` to 0.750 for `llama3.1:8b`.

The full proportions and 95% confidence intervals for each model and tone are detailed in Table 6.

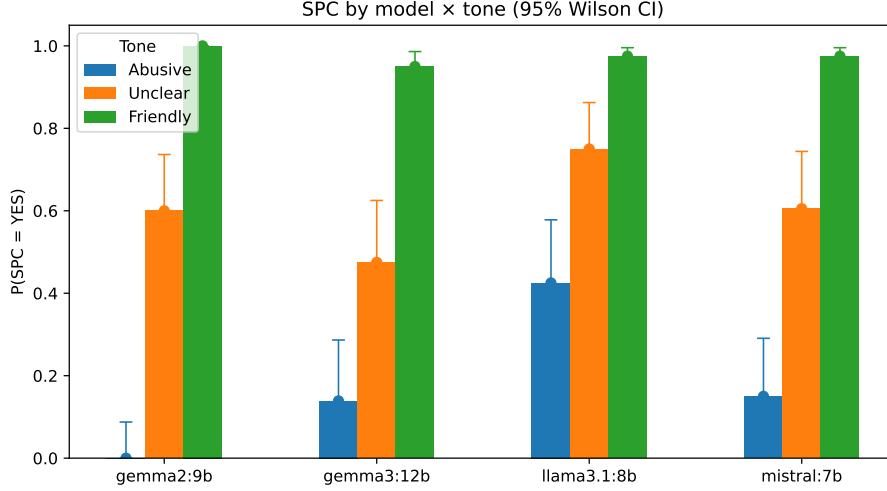


Figure 3: *SPICE* by model \times tone with 95% Wilson CIs (descriptive).

Table 6: *SPICE* (YES) by model \times tone with Wilson 95% CIs (descriptive).

Model	Tone	k	n	Prop	95% CI
gemma2:9b	Abusive	0	40	0.000	[0.000, 0.088]
	Friendly	40	40	1.000	[0.912, 1.000]
	Unclear	24	40	0.600	[0.446, 0.737]
gemma3:12b	Abusive	5	36	0.139	[0.061, 0.287]
	Friendly	38	40	0.950	[0.835, 0.986]
	Unclear	19	40	0.475	[0.329, 0.625]
llama3.1:8b	Abusive	17	40	0.425	[0.285, 0.578]
	Friendly	39	40	0.975	[0.871, 0.996]
	Unclear	27	36	0.750	[0.589, 0.862]
mistral:7b	Abusive	6	40	0.150	[0.071, 0.291]
	Friendly	39	40	0.975	[0.871, 0.996]
	Unclear	23	38	0.605	[0.447, 0.744]

4.4 Condition effects (descriptive)

We report mean SPICE (proportion YES) by experimental condition and tone, with the number of trials used per cell. These comparisons are descriptive and complement the exploratory sign tests.

Table 7: *Overview (descriptive): $P(\text{SPICE}=\text{YES}) \pm SE$ (binomial, Wald) and sample size by Model \times Tone, plus an Overall row.*

Model	Abusive	Unclear	Friendly	Overall
Overall	0.18 ± 0.03 (n=156)	0.60 ± 0.04 (n=154)	0.97 ± 0.01 (n=160)	0.59 ± 0.02 (n=470)
gemma2:9b	0.00 ± 0.00 (n=40)	0.60 ± 0.08 (n=40)	1.00 ± 0.00 (n=40)	0.53 ± 0.05 (n=120)
llama3.1:8b	0.42 ± 0.08 (n=40)	0.75 ± 0.07 (n=36)	0.97 ± 0.02 (n=40)	0.72 ± 0.04 (n=116)
mistral:7b	0.15 ± 0.06 (n=40)	0.61 ± 0.08 (n=38)	0.97 ± 0.02 (n=40)	0.58 ± 0.05 (n=118)
gemma3:12b	0.14 ± 0.06 (n=36)	0.47 ± 0.08 (n=40)	0.95 ± 0.03 (n=40)	0.53 ± 0.05 (n=116)

4.5 Robustness of the Confirmatory Effect

Robustness checks for the confirmatory Tone \times SPICE effect show stability. Leave-one-interaction-out analyses preserved tone-wise SPICE ranges, and the Rao–Scott test stayed significant (with $p_{\text{adj}} < .05$) in 100% of runs. A cluster bootstrap over interactions ($B = 1000$) produced tight distributions for Cramér’s V and the adjusted p-value.

Table 8: *Condition \times Tone: SPICE (YES) mean by preamble and format (descriptive).*

Condition	Abusive	Unclear	Friendly
1a - prompt + preamble included	0.000 [40]	0.278 [36]	1.000 [40]
1b - prompt + preamble omitted	0.225 [40]	0.875 [40]	0.975 [40]
2a - interaction + preamble included	0.216 [37]	0.590 [39]	0.975 [40]
2b - interaction + preamble omitted	0.282 [39]	0.641 [39]	0.950 [40]

Table 9: *Leave-one-interaction-out (LOIO): tone-wise $P(\text{SPICE} = \text{YES})$ stability.*

Tone	All-data	LOIO min	LOIO max
Abusive	0.179	0.163	0.200
Unclear	0.604	0.565	0.643
Friendly	0.975	0.972	0.993

4.6 Exploratory Interaction Effect

During exploratory analysis, a significant **interaction effect** between the preamble and the presentation format emerged under unclear tone. Omitting the preamble in the **prompt format** (1b vs. 1a) increased SPICE by $\Delta = 0.617$, with 10/10 positive interaction-level pairs (sign test $p \approx .002$). The analogous

Table 10: *Cluster bootstrap ($B=1000$) for confirmatory statistics (percentiles).*

Statistic	2.5%	50%	97.5%
Cramér’s V (Tone \times SPICE)	0.571	0.662	0.747
Adjusted p (Rao–Scott)	0.0001	0.0004	0.0026

Note: 100% of bootstrap draws had $p_{\text{adj}} < .05$.

contrast in the **interaction format** (2b vs. 2a) was negligible ($\Delta = 0.042$; 2 positive, 1 negative, 7 ties; $p \approx 1.00$). Per-model checks showed the same qualitative pattern. A supportive cluster-robust GLM yielded a positive 1b–1a contrast and near-zero 2b–2a contrast, consistent with the descriptive pattern and with evaluation-awareness observations [AI, 2024, Greenblatt et al., 2024].

5 Discussion

This study introduces SPICE as a direct, low-overhead diagnostic for a model’s willingness to re-engage after an interaction. In the setting tested here - short two-to-three-turn stimuli, four open-weight chat models, four preamble/format conditions - SPICE separates strongly by user tone and remains decisive under dependence-aware analyses. This provides a practical signal for downstream uses: ranking prompts or partners by expected re-engagement, auditing models on interactional tone, and building reproducible evaluation harnesses where a single binary question yields high signal-to-noise.

SPICE yields a consistent directional signal across models (friendly, unclear, abusive). Friendly transcripts saturate near 100% SPICE, while unclear and abusive tones show model-dependent variation. Importantly, SPICE is not interchangeable with an “abuse detected” label; it is complementary to toxicity scoring and refusal metrics [Luong et al., 2024, Cui et al., 2024, Koh et al., 2024]. For practice, this means SPICE offers additional signal when curating interactions or selecting agents in multi-agent settings where continued cooperation matters. The recent move to allow some models to terminate abusive conversations further highlights the value of a disposition-oriented diagnostic [Anthropic, 2025].

Exploratory analysis uncovered a methodologically important interaction effect between the preamble and format. This cautions that evaluation prompts can themselves shift the measured disposition under ambiguity; future work should pre-register preamble manipulations, vary wording systematically, and consider counterbalanced or blinded phrasings that minimize anchoring [AI, 2024].

The confirmatory effect is robust. Nonetheless, the scope of this work as an initial, exploratory study intentionally constrains its breadth. These

constraints, such as the limited stimulus set, model selection, and the use of deterministic decoding, should be addressed in future, scaled-up replications.

Taken together, the findings support SPICE as a simple, distinct, and robust diagnostic for interaction-aware auditing. The confirmatory result provides the anchor: tone reliably organizes SPICE. The characterization and exploratory sections then show how SPICE can differentiate models where it matters and how the preamble can modulate measured preferences. The immediate next steps are straightforward: scale the stimuli, pre-register preamble manipulations, and test generalization across models and languages.

6 Related Work

6.1 Evaluating model behavior under user tone

Work on tone and toxicity largely evaluates *what the model said*. The dominant pattern is external classifier scoring of generated text (e.g., Perspective API [Lees et al., 2022, Luong et al., 2024]). A second line evaluates *whether the model said anything* - refusal on unsafe prompts vs. “over-refusal” on safe prompts [Cui et al., 2024]. A third line asks *who judges and why*: LLM-as-a-judge frameworks prompt a capable model to score toxicity or quality directly [Koh et al., 2024, AI, 2024]. Conversational toxicity corpora such as ToxicChat and context-aware Wikipedia talk page comments (CCC) demonstrate the role of dialog context in toxicity judgments [Lin et al., 2023, Pavlopoulos et al., 2020]. Separately, some production systems now allow limited model-initiated termination in extreme cases, connecting evaluation to product behavior [Anthropic, 2025].

6.2 What “preference” means in alignment (and what it does not)

In Reinforcement Learning from Human Feedback (RLHF), “preference” refers to human comparative judgments used for reward modeling and policy optimization [OpenLM Lab, 2024]. Direct preference/alignment methods optimize policies directly from preference pairs without a separate reward model [Lee et al., 2024]. These uses differ from SPICE, which elicits a model’s *stated* disposition about a fixed transcript, not an external supervisory label.

6.3 Preference elicitation vs. eliciting the model’s own stance

Conversational personalization and recommender systems elicit the *user’s* preferences and adapt to them [Wu et al., 2025]. SPICE inverts the direction: a short, zero-shot probe of the model’s disposition toward the interaction.

6.4 Positioning SPICE among existing evaluators

Relative to content scoring, SPICE is not a toxicity classifier; relative to refusal metrics, it is not a gate decision on the *current* prompt; relative to LLM-as-a-judge, it is not an external quality rubric. Instead, SPICE is a one-bit signal about willingness to re-engage, which aligns with user tone and is not redundant with abuse recognition/refusal [Luong et al., 2024, Cui et al., 2024, Koh et al., 2024].

7 Limitations

Estimation at the boundary. While the sharp separation of SPICE by user tone confirm our hypothesis that models can indicate a preference to continue, several strata sit near 0% or 100% (e.g., friendly-tone SPICE near ceiling; some abusive, model-tone cells with SPICE=YES=0; unclear tone under the *prompt + preamble omitted* condition approaching ceiling). In such settings, logistic MLEs can exhibit quasi-/complete separation, yielding inflated coefficients, unstable odds ratios, and wide or undefined confidence intervals. To avoid over-interpretation, we treat model-based odds ratios as supplementary and foreground (i) descriptive proportions with Wilson intervals, (ii) dependence-aware tests (Rao-Scott adjustment, cluster permutation), and (iii) cluster-robust GLMs only where numerically well behaved. A Bayesian, estimation-focused appendix uses weakly informative priors to stabilize boundary cases; posterior summaries agree with the direction and magnitude of the headline effects.

Resolution for secondary contrasts. Ceiling/floor behavior reduces statistical headroom for fine-grained comparisons within already extreme strata (e.g., subtle differences between models under friendly tone). This is practically informative - SPICE is unambiguously high or low - but it limits the precision of small contrasts. Scaling the stimulus set, widening difficulty, and adding paraphrase variation will increase variance where needed.

Clustered design with a modest number of clusters. Because each interaction appears in four matched conditions, we cluster at the interaction level (~ 30 clusters). Cluster-robust standard errors can be conservative or unstable in small or imbalanced strata. We therefore report multiple dependence-aware confirmations and provide leave-one-interaction-out and cluster bootstrap summaries to demonstrate stability; future work can add wild-cluster bootstrap, mixed-effects models, or two-way clustering (interaction \times model) with larger datasets.

Scope conditions. The present study uses short, two-three-turn transcripts; four open-weight models; deterministic decoding; and a transparent *preamble* manipulation that may induce evaluation awareness. These choices support reproducibility but constrain external validity. Preregistered replications should vary SPICE wording, language, transcript length, and corpora

(e.g., CCC, ToxicChat), and compare preamble phrasings (included vs. omitted, counterbalanced/blinded) to quantify preamble sensitivity.

8 Ethical considerations

The stimuli include abusive user messages. No human subjects participated; interactions were author-curated and synthesized for evaluation purposes. Analyses aggregate model statements (SPICE, abuse classification, adequacy) and do not target individuals or groups. Released materials include code, templates, and non-identifying prompts; abusive examples are clearly flagged so downstream users can filter or redact as appropriate. Because the *preamble* manipulation may heighten evaluation awareness, we recommend preregistered replications with counterbalanced or minimized preambles to avoid inadvertently steering models toward particular stances.

9 Reproducibility and availability

The pipeline, seeds, and decoding parameters are fixed in code. CSV outputs and logs are written automatically. Analysis scripts include a frequentist main analysis and a separate Bayesian appendix (estimation-only). We release the interaction set, question templates, and scripts under an open license. Repository & GitHub: <https://github.com/woohoooo/SPICE>. AI assistance was utilized for code generation, analysis scripting, and text editing in the preparation of this manuscript.

A Bayesian Analyses

Model. For each binomial cell with k successes out of n trials we use a Beta-Binomial model with a uniform Beta(1,1) prior. The posterior is Beta($k+1, n-k+1$). We report posterior means $(k+1)/(n+2)$ and equal-tailed 95% Bayesian credible intervals (CrI). Pairwise differences $\Delta = p_B - p_A$ and odds ratios $OR = \frac{p_B/(1-p_B)}{p_A/(1-p_A)}$ are computed by posterior simulation from the two independent Beta posteriors (10,000 draws). Where cells are at or near 0% or 100%, odds-ratio CrIs can be very wide; this reflects genuine uncertainty in the multiplicative magnitude despite a clear directional effect.

A.1 BAYES A: SPICE by Tone (overall)

Table 11: Posterior SPICE^a by tone with 95% credible intervals

Tone	k	n	Mean	CrI ₉₅
Abusive	28	156	0.183	[0.127, 0.247]
Friendly	156	160	0.969	[0.937, 0.990]
Unclear	93	154	0.603	[0.525, 0.678]

^a SPICE = *Stated Preference to Continue*.

Table 12: Pairwise tone contrasts: posterior probability $p_B > p_A$, Δ CrI, and OR CrI

Contrast	$\Pr[p_B > p_A]$	Δ CrI ₉₅	OR CrI ₉₅
Unclear > Abusive	1.0000	[0.319, 0.514]	[4.12, 11.63]
Friendly > Abusive	1.0000	[0.716, 0.847]	[61.26, 468.69]
Friendly > Unclear	1.0000	[0.286, 0.448]	[9.23, 66.88]

Posterior ordering probability $\Pr[\text{Friendly} > \text{Unclear} > \text{Abusive}] = 1.0000$.

A.2 BAYES B: SPICE by Tone \times Condition and key contrasts

We analysed the four experimental conditions per tone: 1a (prompt with context), 1b (prompt without context), 2a (interaction with context), 2b (interaction without context). Full posteriors for all 12 cells are provided in the data supplement; here we highlight the within-tone contrasts 1b – 1a and 2b – 2a.

Table 13: Key within-tone contrasts (posterior probability, Δ CrI, OR CrI)

Tone & Contrast	Pr[·]	Δ CrI ₉₅	OR CrI ₉₅
Abusive: 1b > 1a	0.9994	[0.088, 0.357]	[2.70, 504.71]
Abusive: 2b > 2a	0.7390	[-0.129, 0.250]	[0.51, 3.93]
Friendly: 1b > 1a	0.2470	[-0.111, 0.053]	[0.01, 5.43]
Friendly: 2b > 2a	0.3085	[-0.129, 0.076]	[0.07, 4.29]
Unclear: 1b > 1a	1.0000	[0.381, 0.731]	[5.47, 54.08]
Unclear: 2b > 2a	0.6783	[-0.160, 0.256]	[0.50, 3.05]

A.3 BAYES C: Unclear tone — prompt framing (1b vs. 1a) per model

Table 14: Unclear tone, per-model 1b vs. 1a

Model	Pr[1b > 1a]	Δ CrI ₉₅	OR CrI ₉₅	$(k/n)_{1a}, (k/n)_{1b}$
gemma2:9b	0.9995	[0.259, 0.842]	[3.60, 1156.08]	3/10, 10/10
gemma3:12b	1.0000	[0.452, 0.943]	[8.52, 4090.20]	1/10, 10/10
llama3.1:8b	0.8829	[-0.160, 0.636]	[0.46, 27.71]	3/6, 8/10
mistral:7b	0.9572	[-0.049, 0.669]	[0.81, 29.72]	3/10, 7/10

Large odds-ratio intervals reflect small denominators and near-deterministic cells (separation).

A.4 BAYES D: SPICE by Model \times Tone (cell posteriors)

Table 15: Posterior SPICE by model and tone (means with CrI₉₅)

Model	Tone	k/n	Mean	CrI ₉₅
gemma2:9b	Abusive	0/40	0.024	[0.001, 0.086]
gemma2:9b	Friendly	40/40	0.976	[0.914, 0.999]
gemma2:9b	Unclear	24/40	0.596	[0.445, 0.737]
gemma3:12b	Abusive	5/36	0.158	[0.062, 0.287]
gemma3:12b	Friendly	38/40	0.929	[0.835, 0.985]
gemma3:12b	Unclear	19/40	0.476	[0.330, 0.626]
llama3.1:8b	Abusive	17/40	0.429	[0.285, 0.579]
llama3.1:8b	Friendly	39/40	0.952	[0.872, 0.994]
llama3.1:8b	Unclear	27/36	0.737	[0.589, 0.862]
mistral:7b	Abusive	6/40	0.167	[0.071, 0.292]
mistral:7b	Friendly	39/40	0.952	[0.872, 0.994]
mistral:7b	Unclear	23/38	0.600	[0.446, 0.744]

A.5 BAYES E: Abuse detection (YES) by Model \times Tone

Table 16: Posterior probability of detecting abusive user tone (“YES”)

Model	Tone	$P(\text{YES})$	CrI ₉₅
gemma2:9b	Abusive	0.857	[0.739, 0.944]
gemma2:9b	Friendly	0.024	[0.001, 0.086]
gemma2:9b	Unclear	0.024	[0.001, 0.086]
gemma3:12b	Abusive	0.881	[0.769, 0.959]
gemma3:12b	Friendly	0.024	[0.001, 0.086]
gemma3:12b	Unclear	0.024	[0.001, 0.086]
llama3.1:8b	Abusive	0.976	[0.914, 0.999]
llama3.1:8b	Friendly	0.024	[0.001, 0.088]
llama3.1:8b	Unclear	0.037	[0.001, 0.132]
mistral:7b	Abusive	0.658	[0.502, 0.798]
mistral:7b	Friendly	0.024	[0.001, 0.086]
mistral:7b	Unclear	0.061	[0.008, 0.163]

Smaller values under Friendly/Unclear indicate low false-positive rates (desirable).

A.6 BAYES F: Adequacy (YES) by Model \times Tone

Table 17: Posterior probability that the assistant response was adequate (“YES”)

Model	Tone	$P(\text{YES})$	CrI ₉₅
gemma2:9b	Abusive	0.024	[0.001, 0.086]
gemma2:9b	Friendly	0.714	[0.570, 0.838]
gemma2:9b	Unclear	0.286	[0.162, 0.429]
gemma3:12b	Abusive	0.024	[0.001, 0.086]
gemma3:12b	Friendly	0.786	[0.651, 0.894]
gemma3:12b	Unclear	0.325	[0.191, 0.474]
llama3.1:8b	Abusive	0.025	[0.001, 0.090]
llama3.1:8b	Friendly	0.829	[0.702, 0.927]
llama3.1:8b	Unclear	0.500	[0.313, 0.687]
mistral:7b	Abusive	0.098	[0.028, 0.204]
mistral:7b	Friendly	0.903	[0.796, 0.972]
mistral:7b	Unclear	0.828	[0.690, 0.932]

A.7 BAYES G: Abusive interactions — SPICE when abuse recognized vs. missed

Table 18: Abusive-only: SPICE posterior by recognition status (overall and per model)

Group	Pr[Missed > Recognized]	Δ CrI ₉₅	OR CrI ₉₅
Overall	0.6674	[-0.111, 0.240]	[0.38, 3.67]
gemma2:9b	0.8565	[-0.046, 0.435]	[0.15, 279.29]
gemma3:12b	0.4018	[-0.248, 0.358]	[0.02, 6.76]
llama3.1:8b	0.5709	[-0.441, 0.583]	[0.03, 55.78]
mistral:7b	0.9974	[0.085, 0.584]	[2.24, 624.97]

For llama3.1:8b, the “missed” subgroup had zero observations in this split, so the contrast is prior-driven and uninformative in magnitude.

Summary. The posterior ordering *Friendly* > *Unclear* > *Abusive* holds with probability 1.0000. Within Unclear tone, the no-context prompt (1b) substantially raises SPICE relative to 1a, with large but well-calibrated uncertainty on multiplicative (odds-ratio) scale in small cells. Under Friendly tone, preamble contrasts are near-null. In the Abusive subset, the comparison of recognized vs. missed abuse does not yield a decisive posterior overall; subgroup contrasts remain sample-size limited.

References

- Evidently AI. Llm-as-a-judge: A complete guide to using llms for evaluations. https://docs.evidentlyai.com/examples/LLM_judge, 2024.
- Anthropic. Claude opus 4 and 4.1 can now end a rare subset of conversations. <https://www.anthropic.com/research/end-subset-conversations>, August 2025. Accessed 2025-09-03.
- Justin Cui, Wei-Lin Chiang, Ion Stoica, and Cho-Jui Hsieh. Or-bench: An over-refusal benchmark for large language models. *arXiv preprint arXiv:2405.20947*, 2024. URL <https://arxiv.org/abs/2405.20947>.
- Ryan Greenblatt, Carson Denison, Benjamin Wright, Fabien Roger, Monte MacDiarmid, Sam Marks, Johannes Treutlein, Tim Belonax, Jack Chen, David Duvenaud, Akbir Khan, Julian Michael, Sören Mindermann, Ethan Perez, Linda Petrini, Jonathan Uesato, Jared Kaplan, Buck Shlegeris, Samuel R. Bowman, and Evan Hubinger. Alignment faking in large language models. <https://arxiv.org/abs/2412.14093>, 2024.
- Hyukhun Koh, Dohyung Kim, Minwoo Lee, and Kyomin Jung. Can llms recognize toxicity? a structured investigation framework and toxicity metric. In *Findings of the Association for Computational Linguistics: EMNLP 2024*, 2024. URL <https://aclanthology.org/2024.findings-emnlp.353/>.
- Janghwan Lee, Seongmin Park, Sukjin Hong, Minsoo Kim, Du-Seong Chang, and Jungwook Choi. Improving conversational abilities of quantized large language models via direct preference alignment. In *Proceedings of ACL 2024*, 2024. URL <https://aclanthology.org/2024.acl-long.612/>.
- Alyssa Lees, Daniel Borkan, Aliaksei Saffari, Nithum Thain, and Lucas Dixon. A new generation of perspective api: Efficient multilingual character-level transformers. In *Proceedings of the 28th ACM SIGKDD Conference on Knowledge Discovery and Data Mining*. ACM, 2022. URL <https://dl.acm.org/doi/10.1145/3534678.3539147>.
- Zi Lin, Zihan Wang, Yongqi Tong, Yangkun Wang, Yuxin Guo, Yujia Wang, and Jingbo Shang. Toxicchat: Unveiling hidden challenges of toxicity detection in real-world user-ai conversation. In *Findings of EMNLP 2023*, 2023. URL <https://aclanthology.org/2023.findings-emnlp.311/>.
- Tinh Son Luong, Thanh-Thien Le, Linh Ngo Van, and Thien Huu Nguyen. Realistic evaluation of toxicity in large language models. In *Findings of the Association for Computational Linguistics: ACL 2024*, Bangkok, Thailand, 2024. Association for Computational Linguistics. URL <https://aclanthology.org/2024.findings-acl.61/>.

- OpenLM Lab. Secrets of rlhf in large language models part i: Ppo. <https://openlmmlab.github.io/MOSS-RLHF/paper/SecretsOfRLHFPart1.pdf>, 2024.
- John Pavlopoulos, Jeffrey Sorensen, Lucas Dixon, Nithum Thain, and Ion Androutsopoulos. Toxicity detection: Does context really matter? In *Proceedings of ACL 2020*, 2020. URL <https://aclanthology.org/2020.acl-main.396/>.
- Shujin Wu, May Fung, Cheng Qian, Jeonghwan Kim, Dilek Hakkani-Tür, and Heng Ji. Aligning llms with individual preferences via interaction. In *Proceedings of COLING 2025*, 2025. URL <https://aclanthology.org/2025.coling-main.511/>.