

Specialization, Complexity & Resilience in Supply Chains*

Alessandro Ferrari

Lorenzo Pesaresi

UPF, CREi, BSE & CEPR

Bank of Italy

September 12, 2025

Abstract

Despite growing policy interest, the determinants of supply chain resilience are still not well understood. We propose a new theory of supply chain formation with compatibility frictions: only compatible inputs can be used in final good production. Intermediate producers choose the degree of specialization of their goods, trading off higher productivity against a lower share of compatible final producers. We model supply chains as complex production processes in which multiple complementary inputs must be sourced for final production to take place. Specialization choices, production complexity, and search frictions jointly determine supply chain resilience. Relative to the efficient allocation, the equilibrium is characterized by over-specialization due to a novel network externality arising from the interplay between frictional markets, endogenous specialization, and complex production. Over-specialization makes supply chains more productive in normal times but less resilient to disruptions than socially desirable. We show how a targeted transaction subsidy can decentralize efficient resilience in supply chains, and examine the implications of setting compatibility standards.

Keywords: Supply chains, specialization, product design, resilience

JEL Codes: D21, L14, L22, L23

*We thank Pol Antràs, Vasco Carvalho, Matteo Escudé, Mathieu Parenti, and Alireza Tahbaz-Salehi for many discussions that have been instrumental to the inception of this paper. We also thank Jan Eeckhout, Matt Elliott, Gene Grossman, David Hémous, Jennifer La'O, Fabrizio Leone (discussant), Rocco Macchiavello, Isabelle Mejean, Guido Menzio, Marek Pycia, Alejandro Sabal, Edouard Schaal, Armin Schmutzler, Mathieu Taschereau-Dumouchel, and Farid Toubal for their feedback. This paper also benefited from seminars at the University of Zurich, PSE and Sciences-Po, Duke, UNC, Penn State, NYU and Columbia, as well as presentations at the “Workshop on International Economic Networks” in Wien, “Trade, Value Chains and Financial Linkages in the Global Economy” conference at the Bank of Italy, the CEPR - Naples Trade & Development Workshop, the Barcelona Summer Forum Workshop on “Networks and Firm Dynamics in Macro and Trade”, SED and the GEN Workshop. Ferrari gratefully acknowledges financial support from the Swiss National Science Foundation (grant number 100018-215543).

1 Introduction

In modern economies, production is organized around long and complex supply chains. Advances in information and transportation technologies enable firms to source specialized inputs from a large number of suppliers. While the productivity gains from supply chains are undisputed, widespread concerns are mounting about the frequency and economic costs of their disruptions. Often disruptions at a single supplier create shortages of key inputs, temporarily halting production altogether. These events have sparked policy interest in the notion of supply chain *resilience*, that is, the speed at which final production recovers following a disruption.¹

In this paper, we develop a theory of supply chain formation that captures these real-world features through three key elements: (i) strong complementarities across inputs, to allow for production halts following single-supplier disruptions, (ii) compatibility frictions, to reflect difficulties in replacing specialized inputs, and (iii) search frictions, for input procurement to be a time-consuming process. Our economy features an intuitive technological friction: inputs need to be *compatible* with the production process they are used in. Input producers choose the degree of specialization of their goods. Higher specialization increases the input value but reduces the share of compatible final producers. We model supply chains as *complex* production processes in which multiple complementary inputs must be sourced for final production to take place. In this context, supply chain *resilience* is fundamentally shaped by the endogenous specialization of goods, search frictions, and production complexity. Our framework allows us to analyze the sources of inefficiency affecting supply chain resilience and address normative questions related to the optimal organization of supply chains. The intuitive trade-off that characterizes our economy is that higher input specialization increases the value of production in normal times, but results in a higher cost of disruptions, as replacing specialized inputs takes longer.

We start by characterizing the equilibrium in a static economy where heterogeneous intermediate producers choose the degree of specialization of their goods (Kiyotaki and Wright, 1993; Menzio, 2023). Ex-ante identical final producers need to source multiple complementary inputs in the market. The market for intermediate goods displays realistic sourcing frictions: each final producer contacts a finite number of intermediate producers, governed by the degree of search frictions. Within the set of contacted intermediate producers, it selects those compatible with its production process – if any – and requests a quote from each of them.² Intermediate producers submit a bid characterized by the surplus (profits) offered to the final producer. The final producer trades with the intermediate firm offering the highest surplus. Whenever the procurement search is unsuccessful for any of the complementary inputs, the entire production process is halted.

In this static framework, we highlight the key inefficiency arising from endogenous special-

¹In June 2021, the Biden-Harris Administration instituted the *Supply Chain Disruption Task Force* “to provide a whole-of-government response to address near-term supply chain challenges to the economic recovery” (see White House (2021)).

²According to a McKinsey report, “At most organizations [...], it takes about three months to complete a single supplier search, with a sourcing professional logging more than 40 hours of work – and yet able to consider only a few dozen suppliers from a total population of thousands.” (Baptista et al., 2021). We interpret this evidence as indicative of search and compatibility frictions in intermediate markets.

ization when production is complex. Intermediate producers choose their optimal specialization by trading off the private surplus they obtain upon trading against the probability of trading. Crucially, they fail to internalize how their specialization choices affect the likelihood that final production takes place, and thus the unrealized value created by complementary inputs when final production halts.

For example, consider electric vehicle (EV) production. EV manufacturers produce multiple car models, each requiring a specific type of battery – such as lithium, solid-state, or nickel. Despite their critical role, these batteries are typically sourced from external suppliers. Likewise, each car model (e.g., city car, SUV) requires other externally sourced components, such as tires, cameras, and carbon fiber. Due to compatibility frictions, an EV producer may, in a given period, only locate battery suppliers offering an incompatible type, in which case production halts entirely. This mismatch stems from suppliers’ specialization decisions: nickel batteries, though of lower value, are compatible with many models, while lithium batteries are restricted to specialized, high-value applications. Our theory predicts that battery manufacturers, when choosing their degree of specialization, do not account for the lost value of complementary inputs when car makers cannot source compatible batteries. If EV production halts, suppliers of components such as tires and cameras also fail to generate value. This example illustrates a *network externality*. We show that this negative externality, arising from firms’ specialization decisions, induces equilibrium *over-specialization* relative to the constrained-efficient allocation. Intuitively, specialization choices fundamentally interact with the degree of complexity in the production process: if EVs were only made of batteries – that is, the production process were not complex – the network externality would vanish, and the equilibrium would be efficient.

The network externality arises due to the combination of three elements: i) search and compatibility frictions, which prevent final producers from finding necessary inputs with probability one, ii) endogenous specialization decisions, which imply that the equilibrium level of compatibility is the outcome of agents’ choices, and iii) complementarity among inputs, which imply that failure to source all inputs halts the production process. To the best of our knowledge, our model is the first to jointly incorporate these elements.

Next, we study a dynamic version of our model to account for the long-term nature of supplier relationships and study supply chains resilience. Once formed, supplier relationships last until the final producer – or a supplier link – faces a disruption shock, which happens stochastically. Long-term relationships bring about a further motive for specialization, that is, tailoring the product to the needs of existing customers (*customization*). The dynamic framework delivers a novel insight. Departing from the existing literature on supply chain fragility, the *weakest link* in our model is not the input with the highest disruption probability. Rather, it is the input for which the joint probability of supplier disruption and failed replacement is highest. Since higher disruption probability reduces the return from specialization, the weakest link may even be an input with relatively low disruption probability but that is very difficult to replace when missing, due to high equilibrium specialization.

From the normative perspective, in addition to the network externality, endogenous special-

ization choices in a dynamic context introduce a *search externality* (Pissarides, 2000): intermediate producers do not internalize the effect of their specialization on their aggregate meeting probability, as more specialized goods raise the share of searching final producers. This external effect introduces a force pushing the equilibrium towards inefficiently low specialization. However, we show that, if the production process is complex, the network externality dominates the search externality and the equilibrium always displays over-specialization relative to the planner's allocation.

Importantly, the dynamic framework provides a model-consistent and welfare-relevant notion of supply chain resilience, defined as the probability that final production is restored following a disruption. This allows us to characterize the determinants of supply chain resilience: the higher the extent of search frictions, average specialization, and complexity, the lower supply chain resilience. It follows that equilibrium over-specialization implies that supply chains are *less resilient than efficient*. We view this result as evidence that policy interest in supply chain resilience is warranted, since the latter is both welfare-relevant and inefficient in our economy.

In our model, both the resilience and average productivity of supply chains jointly determine output and welfare. As a result, endogenous specialization choices shape the equilibrium trade-off between productivity and resilience. More specialized economies generate higher output during normal times, when supply chains function smoothly. However, when a disruption occurs, higher specialization makes it harder to restore production in a timely fashion. Due to the network externality, the equilibrium allocation tilts excessively toward productivity. Consequently, a social planner would optimally forgo some surplus in normal times in exchange for more resilient supply chains.

We conclude our positive analysis by studying three salient trends in modern supply chains. First, supply chains have become longer and more complex. In our model, whenever search frictions in procurement are sufficiently strong, higher complexity induces rising inefficiencies in the form of over-specialization and under-resilience. Second, the frequency of supply chain disruptions has increased due to factors such as geopolitical tensions, pandemics, or extreme weather events. In our model, the market equilibrium features rising over-specialization as supply chain disruptions become more frequent. Third, the introduction of new search technologies has lowered search frictions in procurement. In our model, the effect of declining search frictions on the efficiency of the market equilibrium is ambiguous. This is because firms may respond to declining search frictions by specializing disproportionately more, thereby reducing the resilience of supply chains. Importantly, our conclusions are robust to allowing firms to hold inventories, source the same good from multiple suppliers, produce part of the inputs in-house, and write contracts in which suppliers' remuneration is not tied to production.

We conclude by studying the normative implications of our framework. We start by showing that, if a set of firm-specific transaction taxes/subsidies are available, a planner can decentralize the constrained efficient allocation in both our static and dynamic economies. We show that the planner would like to increase the price of all firm-to-firm transactions. This is equivalent to giving more surplus to intermediate producers for them to have *more skin in the (final pro-*

duction) game, which allows decentralizing the efficient level of specialization.³ We also show that the optimal subsidy schedule takes a simple form comprising an aggregate component and a targeting element that is decreasing in the intermediate producer’s productivity rank. Given the demanding nature of the optimal tax schedule, we consider a simpler policy instrument: the introduction of a *standard* or minimum interoperability requirement.⁴ We show that standards are welfare-improving and can be a powerful and implementable tool to address over-specialization.

Related Literature This paper is related to several strands of literature. First, our interest in supply chains speaks to the growing literature on production network formation and its role in the economy’s shock-absorption capacity. Levine (2012), Baqaee (2018), Elliott et al. (2022), Acemoglu and Tahbaz-Salehi (2024), Carvalho et al. (2023) and Capponi et al. (2024) study the *fragility* of economies in which supply chains feature coordination problems due to complementarities, public goods problems, or market incompleteness. Carvalho et al. (2021), Meier (2020), Alessandria et al. (2023), Ferrari (2022), Carreras-Valle (2023), and Carreras-Valle and Ferrari (2025) study the dynamic response of supply chains to disruptions. Arkolakis (2010), Eaton et al. (2022), Lenoir et al. (2022), Fontaine et al. (2023), Martin et al. (2023), Esala (2024), Huang et al. (2022), Bai et al. (2024) and Arkolakis et al. (2025) study the implications of search and matching frictions in firm-to-firm trade. Closest to our work, Grossman et al. (2024) explores market failures in vertical supply chains where firms can invest to reduce their risk of disruptions and the terms of trade in firm-to-firm transactions are bargained over. We contribute to this literature by studying the problem of endogenous specialization in frictional markets and by proposing a dynamic framework that allows us to separately identify the fragility of production (*robustness*) and its ability to recover from shocks in a timely manner (*resilience*).

Our work is also closely related to the literature on the efficient number of varieties, whose foundations date back to Spence (1976), Dixit and Stiglitz (1977) and Mankiw and Whinston (1986). Recent advances of these traditional models include Zhelobodko et al. (2012), Parenti et al. (2017), Dhingra and Morrow (2019), and Bajo et al. (2025). Grossman et al. (2023) proposes an application to supply chains. We show that many of the insights from this literature have tight analogs in our search model with endogenous specialization choices and price posting, chief among them the offsetting effects of *appropriability* and *business-stealing* externalities.

Both methodologically and conceptually, our work is close to the strands of literature on product design (Kiyotaki and Wright, 1993; Bar-Isaac et al., 2012, 2023; Menzio, 2023; Albrecht et al., 2023), supply chain formation (Oberfield, 2018; Antràs and De Gortari, 2020; Boehm and Oberfield, 2020; Kopytov et al., 2024; Kim and Shin, 2023; Antràs, 2023) and specialization (Rauch, 1999; Nunn, 2007; Barrot and Sauvagnat, 2016; Martin et al., 2023; Ekerdt and Wu,

³While this result may sound similar to the Hosios (1990) condition, the underlying logic is different. In Hosios (1990) efficiency comes from the matching elasticity being equal to the surplus share of sellers. In our model, efficiency is obtained when the surplus share of sellers is equal to their surplus elasticity (see Mangin and Julien, 2021).

⁴This kind of policy is common in international regulation, as exemplified by the recent EU Directive on USB-C chargers.

2023; Chen et al., 2023). Relative to these contributions, we study the effects of specialization choices on the resilience of supply chains. Our key novelty is the study of product design choices when goods are complements in production, which allows us to highlight the key inefficiencies associated with supply chain formation.

Finally, our model is also close in spirit to the large literature on the hold-up problem in firm-to-firm transactions (see Klein et al., 1978; Williamson, 1979; Rogerson, 1992; Hart and Moore, 1990; Tirole, 1999) and the organization of production (Antràs, 2003; Antràs and Helpman, 2006; Antràs and Chor, 2013; Boehm, 2022; Boehm et al., 2024). We study a context in which firms make sunk investments in specialization and cannot appropriate the full returns from their investment, yet our price-posting mechanism still generates bilaterally efficient outcomes in frictional markets with simultaneous search.

2 Static Model

In this section, we consider the sourcing problem of a final producer that needs to source its production inputs anew from the market. Focusing on the sourcing problem of a final producer allows us to single out the specific stage at which the specialization of intermediate inputs plays a role in driving the supply chain dynamics. As highlighted in the business literature, the more specialized intermediate inputs are, the more difficult it is for final producers to source a compatible input (Miroudot, 2020; Sanz, 2023). We are interested in understanding how intermediate producers choose the specialization of their inputs and whether such specialization decisions are efficient. To this end, we propose a static model of sourcing from frictional markets when intermediate producers make endogenous product design decisions.

2.1 Environment

The economy is populated by a representative household, a measure 1 of perfectly competitive final producers and a measure m of intermediate producers. Final producers are ex-ante identical, whereas intermediate producers are heterogeneous in their productivity z . The market for the consumption good is perfectly competitive, whereas the markets for intermediate goods are frictional. The consumption good is the numeraire. The model is static.

Representative household. The representative household has linear preferences over an aggregate consumption good and convex disutility from labor supply. Agents choose whether or not to purchase the indivisible consumption goods offered by each final producer i (C_i), with associated quality Q_i at price P_i , and how many hours to work at each wage rate w . Formally, they solve the following utility maximization problem:

$$\begin{aligned} \max_{C_i \in \{0,1\}, \ell} \quad & \mathcal{U} = C + \psi \log(1 - \ell) \\ \text{s.t.} \quad & \int_0^1 P_i C_i \, di = w\ell + \bar{\Pi}, \\ & C = \int_0^1 Q_i C_i \, di, \end{aligned} \tag{1}$$

where $\bar{\Pi}$ represents profit rebates.

Final producers. Each final producer i operates a Leontief production function combining $N > 1$ complementary and indivisible inputs into one unit of consumption good:

$$Y_i = \mathbb{1}\{\min\{y_1, \dots, y_N\} = 1\}. \quad (2)$$

Following Elliott et al. (2022), we refer to the number of inputs sourced in the market, N , as the *complexity* of the production process.⁵ We think of the N inputs as defining a recipe for final production in the spirit of Oberfield (2018). Output quality Q_i depends on the value of each input j the final producer is able to source in an additively separable fashion:

$$Q_i = \sum_{j=1}^N A_j. \quad (3)$$

The input value A_j measures the value-added created by input j in the production of the final good. In turn, the higher the value of the inputs sourced, the higher the quality of the final good. Notice that higher complexity of the production process increases the quality of the final good. This captures in reduced form the gains from organizing production around supply chains, resulting from complementarities across different inputs. For example, suppose a car maker needs to source a battery and a tire to assemble an electric SUV. Yet, not all batteries and tires it can find in the market fit its production process in the same way. A lithium-ion battery would be a better fit than a lead-acid battery, while an alkaline battery would not work at all. Similarly, a large tire would fit the production process better than a small tire. The quality function (3) assumes that the *values* of different inputs are perfect substitutes – being the inputs themselves perfect complements. Keeping with our example, a producer could make a \$50,000-worth SUV with a lithium-ion battery and a small tire, or with a lead-acid battery and a large tire.

Each final producer i obtains profits:

$$\pi_i = \left(P_i - \sum_{j=1}^N p_j \right) \mathbb{1}\{Y_i = 1\}. \quad (4)$$

Profits equal the difference between the price of the consumption good and the price paid for the N intermediate inputs sourced. In equilibrium, the price of the consumption good reflects its quality, i.e., $P_i = Q_i$. If the final producer is unable to source all the N complementary inputs, production halts, as implied by (2).⁶

⁵As will become apparent, the network structure of our model lends itself both to a "snake" and a "spider" interpretation (Baldwin and Venables, 2013). In the main text, we interpret the production network as spider-like. Alternatively, one can interpret the N key inputs as the number of vertical stages leading to final production.

⁶Our theory assumes that the N inputs cannot be produced in-house nor sourced on the spot market. We think this assumption is in line with the operation of many supply chains. According to a McKinsey report, "At the height of the (Covid) crisis, [...] companies simply couldn't get the critical parts they needed. In 2021 and 2022, semiconductor shortages prevented the production of an estimated 13 million vehicles worldwide."

Intermediate market structure. Intermediate good markets are characterized by search and compatibility frictions. Search frictions are represented by a finite number $n \sim \text{Poisson}(\lambda)$ of intermediate producers that each final producer is able to meet, where $n \in \mathbb{N}$ and $\mathbb{E}[n] = \lambda$. Hence, λ represents the *average number of meetings* per final producer. Compatibility frictions are represented by an endogenous distribution of compatibility probability $\mathcal{H}(\phi)$, with mean $\bar{\phi}$. Hence, $\bar{\phi}$ represents the *average probability that an input provider is compatible* with the final production process. Assuming that the variance of ϕ is small relative to the mean, the number of compatible intermediate producers met by a final producer is Poisson-distributed with mean $\lambda\bar{\phi}$. Therefore, $\lambda\bar{\phi}$ represents the *average number of compatible input providers* per final producer. It follows that the probability that a final producer finds a compatible input, or *input finding probability*, is given by:

$$f = 1 - \exp\{-\lambda\bar{\phi}\}. \quad (5)$$

Once the compatible intermediate producers – if there are any – are selected, final producers receive a quote. Intermediate producers submit it as a bid characterized by a surplus x offered to the final producer. This represents the amount of surplus the final producer extracts from the transaction. Let the endogenous distribution of surplus offered be $G(x)$. Final producers choose the intermediate producer offering the highest surplus, as in a first-price auction.

Intermediate producers. Intermediate producers differ in productivity $z \sim \Gamma(z)$, where Γ is a continuous distribution with support $[\underline{z}, \bar{z}]$. Productivity z is associated with marginal cost $c(z)$, where $c'(z) < 0$. Intermediate producers make endogenous product design decisions by choosing the specialization s of their goods, as well as a surplus x offered to final producers. Let the value of the input for compatible final producers, A , be an additively separable function of the degree of specialization and marginal costs: $A(s; z) = a(s) - c(z)$. On the one hand, higher specialization increases the value of the input for compatible final producers. Formally, $A'(s) > 0$, $A''(s) < 0$. On the other hand, higher specialization reduces the share of compatible final producers. Formally, $\phi = \phi(s)$, $\phi'(s) < 0$, $\phi''(s) > 0$. Hence, optimal specialization trades off lower matching probability against higher profits upon matching.

Each intermediate good producer can produce all N inputs through distinct product lines.⁷ For each intermediate good, denote market tightness as $\theta = \frac{1}{m}$. An intermediate producer meets an expected number m_k of final producers who are in contact with $k = 0, 1, 2, \dots$ other *compatible* intermediate producers, where:

$$m_k = \theta \underbrace{\sum_{n=k+1}^{\infty} n \frac{\lambda^n e^{-\lambda}}{n!}}_{\text{Prob. buyer meets } n \text{ sellers}} \underbrace{\int_0^1 \frac{(n-1)!}{k!(n-k-1)!} (\phi)^k (1-\phi)^{n-k-1} d\mathcal{H}(\phi)}_{\text{Prob. } k \text{ other sellers are compatible}} = \theta \lambda e^{-\lambda\bar{\phi}} \frac{(\lambda\bar{\phi})^k}{k!}.$$

(Drentin et al., 2024). We extend the model to accommodate in-house production in Section 2.4.

⁷Since intermediate good producers make positive profits in equilibrium in each product line, they optimally choose to compete in all N products.

This statistic summarizes the expected number of final customers *binned* by how many other compatible intermediate competitors they are in contact with.⁸ For example, an intermediate producer of good j may expect to meet 3 final producers who each are in contact with 4 other compatible intermediate producers of good j (on top of itself): this amounts to $m_4 = 3$.

The expected operating profits of an intermediate producer with productivity z choosing specialization s and offering surplus x to final producers equal:

$$\Pi(s, x; z, N) = \left(\sum_{k=0}^{\infty} m_k \phi(s) G(x)^k \right) f^{N-1} [A(s; z) - x] = \underbrace{\theta\lambda}_{\text{exp \# meetings}} \underbrace{\mathcal{P}(s, x; N)}_{\text{trading prob. | meeting}} \underbrace{[A(s; z) - x]}_{\text{unit profit} \equiv p(s, x) - c(z)}.$$

Expected operating profits are composed of three elements. First, every intermediate producer meets an expected number $\theta\lambda$ of final producers, as governed by the extent of search frictions. Second, an intermediate producer choosing specialization s and offering surplus x trades with the final producers it meets with probability $\mathcal{P}(s, x; N)$. Finally, an intermediate producer with productivity z and specialization s offering surplus x makes a profit of $p(s, x) - c(z)$ on each completed transaction, where $p(s, x) \equiv a(s) - x$. The input value, which determines the quality of the final good, equals the total surplus created by the match between a final producer and an intermediate producer with productivity z and specialization s , that is, $A(s; z)$. In turn, x represents the surplus accruing to the final producer.

The endogenous compatibility frictions described in the previous section are subsumed into the conditional trading probability $\mathcal{P}(s, x; N)$, which is itself a composite of three elements:

$$\mathcal{P}(s, x; N) \equiv \underbrace{\phi(s)}_{\text{prob. compatible}} \underbrace{\exp\{-\lambda\bar{\phi}[1 - G(x)]\}}_{\text{prob. best among compatible contacted suppliers}} \underbrace{f^{N-1}}_{\text{prob. other complementary inputs are sourced}}.$$

Suppose an intermediate producer with specialization s , offering surplus x meets a final producer. First, its output is compatible with the production process with probability $\phi(s)$. Second, since the number of compatible intermediate producers per final producer is Poisson-distributed, the probability that the surplus offered x is the highest among the set of compatible intermediate producers contacted by a final producer is given by $\exp\{-\lambda\bar{\phi}(1 - G(x))\}$.⁹ Finally, the last term states that trade only occurs if all other $N - 1$ inputs are also successfully sourced. This happens with probability f^{N-1} . Hence, the trading probability of an intermediate producer of good j depends on the input finding probabilities of all its complementary inputs.

With this market structure, we can specify the design problem for intermediate inputs. Let $q(s)$, $q'(s) > 0$, $q''(s) > 0$ denote the labor requirement for specialization. The intermediate

⁸Notice that the final equality follows from the assumption that the variance of the compatibility probability is small relative to the mean, which allows us to apply the Poisson approximation condition (Menzio, 2023).

⁹This matching process is similar to the one proposed by Huang et al. (2022). The key difference is that, in our setting, intermediate producers can influence the share of potential buyers via endogenous product design decisions.

producer’s problem reads:

$$\max_{s,x} V(s, x; z, N) = \Pi(s, x; z, N) - wq(s). \quad (6)$$

The intermediate good producer chooses specialization and surplus to maximize the value of the firm, given by the expected operating profits minus the cost of specialization. The key tradeoff they face is that more specialized goods generate more surplus conditional on trading, but a lower likelihood of trading due to the compatibility frictions. Convex labor requirements ensure an interior solution to optimal specialization.

Discussion We conclude this section with a brief discussion of some important assumptions in our model.

We model the final production function as a Leontief aggregator of indivisible inputs. This is supported by evidence on low elasticity of substitution across production inputs at the firm level (Barrot and Sauvagnat, 2016; Boehm et al., 2019). Moreover, we show in Appendix A.2 that our final production setting may arise from a more general class of models. In particular, our setting is observationally equivalent to models in which the final good is homogeneous and produced using a constant-elasticity-of-substitution (CES) aggregator with complementary inputs and integer constraints.¹⁰ The key insight is that, whenever the production function features *any* form of complementarity across inputs, the inability to source even a single input halts the entire production process.

We model search as random and simultaneous within narrowly defined markets. In other words, final producers direct their search towards firms producing the desired input, but can screen only a random subset of them. This is in line with evidence on supplier replacement (Miyachi, 2024). Unlike matching models of the labor market, trading probabilities are not governed by a reduced-form, market-level matching function but by micro-founded compatibility frictions. This reflects the role of technological compatibility – relative to imperfect information and geographical distance – as key friction in supply chain formation. The search behavior of final producers mirrors common procurement practices: firms typically request quotes from multiple potential suppliers and select the best quality-adjusted bid. Another widespread arrangement is bargaining over contract terms. In Section 2.4, we show that our price-posting protocol corresponds to the efficient benchmark of a bargaining framework in which intermediate producers hold all the bargaining power.

2.2 Equilibrium characterization

We now define our equilibrium concept and characterize the equilibrium allocation.

Definition 1 (Static equilibrium). *An equilibrium consists of:*

¹⁰In that context, sourcing inputs of higher value would raise output quantity for given price – rather than output price for given quantity. We further relax the assumption of a linear quality function in Appendix B.4, where we allow for arbitrary substitutability or complementarity in the quality function.

- *Purchasing decisions, $C_i \in \{0, 1\}$, for each available final good i and labor supply decisions, $\ell = \ell(w)$, which solve the utility maximization problem of the representative household (1), taking the wage rate w as given;*
- *A selection rule for the input provider of each input $j = 1, \dots, N$ which maximizes profits (4) of the final producer, taking the surplus offered x by each of compatible intermediate producers contacted as given;*
- *Policy functions of specialization and surplus offered to final producers, $s(z)$ and $x(z) \forall z$, which solve the profit maximization problem (6) of intermediate producers, taking the wage rate w and the distribution of surplus offered to final producers $G(x)$ as given;*
- *Distribution of surplus offered to final producers $G(x)$ which is consistent with the policy functions $s(z)$ and $x(z)$;*
- *Labor market clearing pinning down the wage rate such that labor supply equals labor requirement in specialization: $\ell(w) = Nm\bar{q}$, where $\bar{q} = \int q(s(z))d\Gamma(z)$;*
- *Aggregate output Y such that the aggregate resource constraint holds: $C = Y$.*

We now characterize the decision of each agent in our economy.

Representative household. The representative household optimally purchases the indivisible consumption goods offered by final producer i provided that its quality is positive, that is, $C_i = \mathbb{1}\{\mathcal{Q}_i > 0\}$. The optimal labor supply function is $\ell(w) = 1 - \frac{\psi}{w}$.

Final producers. Final producers optimally select as input provider the compatible intermediate producer contacted – if there are any – that offers the highest surplus x for each input $j = 1, \dots, N$.

Intermediate producers. To solve the intermediate producer's problem (6), we proceed by guessing and verifying that the optimal surplus offered to final producers is increasing in productivity, i.e., $x'(z) > 0$. The policy functions $s^*(z)$ and $x^*(z)$ solve the following system of differential equations:

$$x^{*'}(z) = \lambda\phi(s^*(z))\gamma(z) [A(s^*(z); \tilde{z}) - x^*(z)], \quad (7)$$

$$\theta\lambda\mathcal{P}(z; N) \left[A'(s^*(z)) + \frac{\phi'(s^*(z))}{\phi(s^*(z))} (A(s^*(z); z) - x^*(z)) \right] = wq'(s^*(z)), \quad (8)$$

with boundary condition $x(\underline{z}) = 0$. We assume $q(s)$ is such that equation (8) is necessary and sufficient for characterizing optimal specialization.¹¹

Solving the differential equation (7) allows us to characterize the optimal surplus offered to final producers.

¹¹This amounts to making sure that the SOC always holds. The SOC reads $wq''(s^*(z)) > \theta\lambda e^{-\lambda\phi(z, \tilde{z})} f^{N-1} [A''(s^*(z))\phi(s^*(z)) + \phi''(s^*(z))[A(s^*(z); \tilde{z}) - x^*(z)] + 2\phi'(s^*(z))A'(s^*(z))]$.

Lemma 1 (Surplus Offered). *The optimal surplus offered by an intermediate producer with productivity z equals the expected outside option of final producers when trading with the intermediate producer:*

$$x^*(z) = \mathbb{E}_{\max\{\tilde{z}\}|\tilde{z}\leq z}[A(s^*(\tilde{z}); \tilde{z})], \quad (9)$$

where the expectation is taken with respect to the joint distribution of productivity and the number of compatible intermediate producers contacted by a final producer.

The intuition behind Lemma (1) is instructive. First, recall that intermediate producers post their surplus offered before meeting the final producer. As a consequence, they form expectations on the competing firms met by their potential customer. An intermediate producer with productivity z loses any auction against the other compatible competitors with higher productivity $z' > z$ contacted by a final producer. Hence, an intermediate producer enjoys surplus- (or price-)setting power only in the states of the world when it has the highest productivity among the set of compatible intermediate producers contacted by a final producer. Since an intermediate producer has the power to set the surplus offered to a final producer unilaterally, the optimal choice is to make the final producer exactly indifferent between accepting and rejecting the surplus offer.¹² The final producer's outside option in case of no trade with an intermediate producer of productivity z is the expected total surplus offered by the best compatible competitor with productivity $\tilde{z} < z$. Accordingly, intermediate producers with the lowest productivity \underline{z} find it optimal to offer no surplus to final producers, i.e., $x(\underline{z}) = 0$. Intuitively, those intermediate producers trade with a final producer only if the latter is not in contact with any other compatible competitor. On the other hand, intermediate producers with the highest productivity \bar{z} offer the expected total surplus over the unconditional productivity distribution of the best supplier contacted, i.e., $x^*(\bar{z}) = \mathbb{E}_{\max\{\tilde{z}\}}[A(s(\tilde{z}); \tilde{z})]$. Intermediate producers with productivity strictly in between offer a convex combination of these two bounds, i.e., $x^*(z) \in (0, \mathbb{E}_{\max\{\tilde{z}\}}[A(s^*(\tilde{z}); \tilde{z})])$, $z \in (\underline{z}, \bar{z})$. This implies $x^{*'}(z) > 0$, which verifies our guess.

The optimal specialization function $s^*(z)$ is implicitly defined by Equation (8). We can single out three forces shaping optimal specialization. First, higher specialization increases the total surplus conditional on trading, by raising the input value ($A'(s) > 0$). Second, higher specialization reduces the trading probability, by lowering the compatibility probability ($\phi'(s) < 0$). Third, higher specialization increases specialization costs, by raising the labor requirement for specialization ($q'(s) > 0$). Since higher complexity reduces the trading probability $\mathcal{P}(z; N)$, optimal specialization is decreasing in complexity N . If $\lambda\bar{\phi} < 1$, higher search efficiency increases the average number of meetings per intermediate producer leading to trade, $\theta\lambda\mathcal{P}(z; N)$. Hence, optimal specialization is increasing in search efficiency λ . Finally, notice that the value function of an intermediate producer, $V(s, x; z, N)$, is supermodular in $s^*(z)$ and $x^*(z)$, i.e., the cross

¹²This is the core idea behind the well-known *Diamond Paradox* (Diamond, 1971). Still, in our model, final producers are able to extract positive surplus in equilibrium due to their ability to locate multiple intermediate producers simultaneously (Burdett and Judd, 1983).

derivative at the optimal solution is positive. Hence, optimal specialization and optimal surplus offered to final producers are strategic complements. In other words, if an intermediate producer were forced to offer a higher surplus to final producers ($x(z) \uparrow$), it would find it optimal to specialize more ($s(z) \uparrow$), and vice versa.¹³ Intuitively, offering a higher surplus $x(z)$ reduces the cost of foregone trade due to lower compatibility probability. Unlike the optimal surplus offered, optimal specialization need not be monotone in productivity (see Appendix A.3 for a discussion of the role of the shape of the productivity distribution).

Market clearing and consistency conditions. Since $x^*(z) > 0$, the distribution of surplus offered to final producers equals $G(x^*(z)) = \hat{\phi}(z, z)/\bar{\phi}$, where $\hat{\phi}(z, z) = \int_{\underline{z}}^z \phi(s^*(\tilde{z}))d\Gamma(\tilde{z})$ and $\bar{\phi} = \hat{\phi}(\underline{z}, \bar{z})$. Intuitively, the probability that a final producer meets a compatible intermediate producer with productivity lower than z equals the relative mass of intermediate producers with productivity lower than z , weighted by the respective compatibility probability.

The equilibrium wage rate equalizing labor supply and labor requirement for specialization is given by $w = \frac{\psi}{1-Nm\bar{q}}$. The aggregate resource constraint requires that aggregate output equals:

$$Y = \underbrace{f^N}_{\text{prob. active}} \underbrace{N\hat{\mathbb{E}}[A(s^*(\tilde{z}); \tilde{z})]}_{\text{expected match surplus} \mid \text{active}}, \quad (10)$$

where $\hat{\mathbb{E}}[\cdot]$ denotes the expectation with respect to the productivity distribution of active matches. The expression for aggregate output in (10) highlights a number of important features. First, the complexity of the production process has ambiguous effects on output, as in Levine (2012). On the one hand, more complex production processes allow generating output of higher quality per active match. On the other hand, the probability that all the complementary inputs are sourced decreases. A similar argument goes through for the endogenous specialization decisions. If firms specialize more, the expected surplus per active match increases. Yet, the probability that a final producer is active decreases, thus reducing the measure of active final producers. Previewing our findings from the dynamic model in Section 3, the probability that a final producer is able to source all the complementary inputs it needs, f^N , is inherently linked to the notion of *resilience*. Intuitively, if a final producer were to lose contact with its suppliers, f^N would equal the probability that the final producer sources the inputs it needs anew and restarts production, and $1/f^N$ would represent the expected time required to do so.

2.3 Efficiency

We study the efficiency properties of equilibrium specialization decisions by comparing the equilibrium allocation with that dictated by a benevolent social planner. The social planner is

¹³This result stands in contrast with standard models in which an investment is made before the parties bargain over the surplus split (*hold-up problem*). We clarify the relation with these class of models in Section 2.4.

subject to the same product market frictions as market participants and solves¹⁴

$$\begin{aligned} \max_{s_j(z)} \mathcal{W} &= C + \psi \log(1 - \ell) \quad \text{s.t.} \quad \ell = m \sum_{n=1}^N \int q(s_n(z)) d\Gamma(z), \\ C &= \sum_{n=1}^N \prod_{v \neq n} f(s_v(z)) \mathbb{E}_{\max\{z\}}[A(s_n(z); z)]. \end{aligned}$$

In words, the social planner chooses the specialization $s_j(z)$ of each intermediate producer with productivity z producing input j to maximize the utility of the representative household. The maximization problem is subject to the labor resource constraint and the output resource constraint. Unlike equilibrium specialization decisions, the social planner internalizes that higher specialization of an intermediate input reduces the expected surplus from other complementary inputs, as final producers are less likely to be active.

Since all input markets are symmetric, the first-order condition for the efficient specialization function $\mathcal{S}(z)$ is given by:

$$\begin{aligned} \theta \lambda \mathcal{P}(z; N) \left[A'(\mathcal{S}(z)) + \frac{\phi'(\mathcal{S}(z))}{\phi(\mathcal{S}(z))} \left(A(\mathcal{S}(z); z) - \mathbb{E}_{\max\{\tilde{z}\}|\tilde{z} \leq z} [A(\mathcal{S}(\tilde{z}); \tilde{z})] \right. \right. \\ \left. \left. + (N-1)e^{-\lambda \hat{\phi}(z, z)} \hat{\mathbb{E}}[A(\mathcal{S}(\tilde{z}); \tilde{z})] \right) \right] = \frac{\psi}{1 - Nm\bar{q}} q'(\mathcal{S}(z)). \end{aligned} \quad (11)$$

The social marginal benefit of specialization on the left-hand side of (11) consists of four components, which can be grouped into direct and external effects.

Direct effects (i) The first term, $\theta \lambda \mathcal{P}(z; N) A'(\mathcal{S}(z)) > 0$, captures the increase in an intermediate producer's own surplus (conditional on matching) when specialization is marginally increased, holding the trading probability fixed. (ii) The second term, $\theta \lambda \mathcal{P}(z; N) \phi'(\mathcal{S}(z))/\phi(\mathcal{S}(z)) A(\mathcal{S}(z); z) < 0$, reflects the corresponding reduction in expected surplus from a lower trading probability, holding constant both the conditional surplus and the weighted productivity distribution, $\hat{\phi}(z, \bar{z})$. Together, these two terms represent the direct effects of specialization on the expected surplus from trade with a final producer. Accordingly, the same forces appear in the condition for privately optimal specialization (8).

External effects (iii) The third term, $-\theta \lambda \mathcal{P}(z; N) \phi'(\mathcal{S}(z))/\phi(\mathcal{S}(z)) \mathbb{E}_{\max\{\tilde{z}\}|\tilde{z} \leq z} [A(\mathcal{S}(\tilde{z}); \tilde{z})] > 0$, captures the positive spillover on the expected match surplus of other intermediate producers supplying the same input, holding constant both the conditional surplus and the compatibility probability. Intuitively, by increasing specialization, a more productive firm raises the trading probability of less productive suppliers of that input. (iv) By contrast, the fourth term, $\theta \lambda \mathcal{P}(z; N) (N-1) \phi'(\mathcal{S}(z))/\phi(\mathcal{S}(z)) \exp(-\lambda \hat{\phi}(z, z)) \hat{\mathbb{E}}[A(\mathcal{S}(\tilde{z}); \tilde{z})] < 0$, captures the negative spillover on the expected match surplus of intermediate producers of complementary inputs. Here, greater specialization reduces their trading probability, because final producers are less likely to find all the inputs they need. Taken together, terms (iii) and (iv) represent the ex-

¹⁴Notice that the problem setup implicitly assumes that the social planner makes final producers trade with the compatible input provider contacted with the highest productivity, which can be easily proven.

ternal effects of specialization on other intermediate producers. Unlike the direct effects, these externalities are not internalized in the privately optimal specialization condition (8).

The social marginal cost on the right-hand side of (11) is given by the marginal increase in hours worked induced by higher specialization, weighted by the marginal disutility of labor supply. The social marginal cost coincides with the private marginal cost.

We are interested in the efficiency properties of equilibrium specialization. Comparing (8) with (11) allows us to establish our first main result.

Proposition 1 (Efficiency). *The equilibrium allocation is constrained efficient if and only if production is not complex, i.e. $N = 1$. If the production process is complex, i.e. $N > 1$, the equilibrium features over-specialization.*

We discuss the intuition behind Proposition 1 by highlighting the externalities at play in the equilibrium allocation. To do so, we focus on the marginal welfare effect of specialization. By definition, efficient specialization equalizes the marginal welfare effect of specialization to zero, i.e., $\frac{\partial \mathcal{W}}{\partial s(z)} \Big|_{s(z)=S(z)} = 0$. Hence, evaluating the marginal welfare effect of specialization at the equilibrium solution allows us to single out the sources and direction of the inefficiency induced by equilibrium specialization. Formally,

$$\frac{\partial \mathcal{W}}{\partial s(z)} \Big|_{s(z)=s^*(z)} \propto \underbrace{\mathbb{E}_{\max\{\tilde{z}\}|\tilde{z} \leq z} [A(s^*(\tilde{z}), \tilde{z})]}_{\text{business-stealing externality}} - \underbrace{x^*(z)}_{\text{appropriability externality}} - \underbrace{(N-1)e^{-\lambda\hat{\phi}(z,z)}\hat{\mathbb{E}}[A(s^*(\tilde{z}), \tilde{z})]}_{\text{network externality}}. \quad (12)$$

Equilibrium specialization induces three externalities. First, intermediate producers do not internalize that decreasing their specialization reduces the trading probability of all firms with lower productivity producing the same input (*business-stealing externality*). Second, intermediate producers do not internalize the total foregone surplus from lower trading probability, but only the part they are able to appropriate (*appropriability externality*). Lastly, intermediate producers do not internalize that raising their own specialization reduces the trading probability of all intermediate producers of complementary inputs. More specialized inputs decrease the likelihood that the final producer finds a compatible good, which in turn reduces the probability that final production takes place and the complementary input providers are remunerated (*network externality*).

Using our running example of the EV supply chain, the decision of some battery-makers to specialize in lithium batteries of given voltage induces a business-stealing externality on the market size of battery-makers with lower productivity; an appropriability externality on the expected value of the battery sourced by EV manufacturers; and a network externality on the trading probability of tires and cameras producers.

To evaluate the efficiency properties of equilibrium specialization, we proceed in two steps. First, we consider the case where production is not complex, i.e., $N = 1$. Since production requires only one input, the network externality vanishes and the economy is efficient if and only if the surplus offered to final producers by an intermediate producer, $x^*(z)$, is equal to the external effect it exerts on lower-productivity firms, that is if the appropriability externality ex-

actly offsets the business-stealing externality. From Lemma 1, we know that the surplus offered to final producers in equilibrium equals the expected outside option of final producers when trading with the intermediate producer. The latter coincides with the expected social surplus of the best firm with lower productivity producing the same input. Hence, when production is not complex, intermediate producers offer a surplus that exactly offsets their external effect on firms with lower productivity. Therefore, under our price/surplus-posting mechanism, equilibrium specialization is efficient.¹⁵

When production is complex ($N > 1$), the business-stealing and appropriability externalities still cancel due to the surplus-(price-)posting mechanism. However, the network externality does not vanish, and the marginal welfare effect of specialization at the equilibrium solution is negative. Hence, the planner would impose a lower level of specialization and, therefore, the equilibrium features *over-specialization*. Importantly, the network externality represents a *pure* externality, as it arises only in no-trade scenarios. In other words, higher specialization of intermediate producers of input j harms the intermediate producers of other inputs $i \neq j$ whenever the final producers they are in contact with are unable to source input j . As a consequence, there is no price mechanism that allows intermediate producers of input j to internalize this negative externality, simply because no trade occurs.

Network externality. The network externality arises from the interplay of three elements. First, search and compatibility frictions imply that final producers may not find an input they are looking for ($f < 1$). Second, endogenous product design decisions imply that the input finding probability is lower, the higher the specialization of an input ($f'(s) < 0$). Third, complementarity among production inputs implies that a final producer's failure to source one input prevents the surplus from successful matches with other intermediate producers to materialize ($N > 1$). We clarify the economic forces behind the network externality in the following 2-firm example.

Assume two input providers produce the only two complementary inputs needed for final production ($N = 2$). Suppose further that final producers only meet one intermediate producer per input, which implies that the latter does not have to compete with anyone else and can extract the whole surplus.¹⁶ Denote as $f(s_i)$ the probability that the input provider i is compatible with the final producer when its specialization is s_i . Therefore, the probability that a final producer source both inputs is $f(s_1)f(s_2)$. Higher specialization raises match surplus $y(s_i)$ ($y' > 0$), but reduces the compatibility probability ($f' < 0$). Social surplus reads $\mathcal{W} = f(s_1)f(s_2)[y(s_1) + y(s_2)]$. Efficient specialization of firm 1 solves:

$$\underbrace{f(\mathcal{S}_1)y'(\mathcal{S}_1)}_{\text{social MB}} = \underbrace{-f'(\mathcal{S}_1)[y(\mathcal{S}_1) + y(\mathcal{S}_2)]}_{\text{social MC}}.$$

¹⁵Readers familiar with CES monopolistic competition models will have noted the same coincidence of offsetting externalities. We discuss this parallel in detail in Section 2.4.

¹⁶Since in this example each firm is the only producer of its good, there is no business-stealing externality on other firms providing the same input with lower productivity. As a consequence, the fact that the intermediate producer offers $x = 0$ surplus is not an inefficiency per se.

The left-hand side represents the additional surplus generated by the higher specialization, while the right-hand side equals the expected foregone social surplus in case of no trade.

Expected private surplus of firm 1 reads $\pi_1 = f(s_1)f(s_2)y(s_1)$. Equilibrium specialization solves:

$$\underbrace{f(s_1^*)y'(s_1^*)}_{\text{private MB}} = \underbrace{-f'(s_1^*)y(s_1^*)}_{\text{private MC}}.$$

Evaluating the efficiency condition at the equilibrium specialization, we note that we are left with the term $f'(s_1^*)y(s_2^*) < 0$, which captures the negative externality of firm 1 on the trading probability of firm 2. It follows that the social marginal cost is higher than the private one, and firm 1 over-specializes. By symmetry, the same holds for firm 2, as well.

2.4 Discussion

Before extending the model to dynamics, it is worth noticing how our static framework relates to existing models.

Monopolistic competition with CES production function A common framework when studying firm-to-firm relations is that of Dixit and Stiglitz (1977), as exemplified by Grossman et al. (2023, 2024). In this class of models, firm entry gives rise to a business-stealing externality and an appropriability externality. Still, the equilibrium allocation with free entry (and inelastic labor supply) is constrained efficient. The reason is that the two externalities exactly offset each other, as a consequence of the elasticity of substitution – which governs the business-stealing externality – and the taste for varieties – which governs the appropriability externality – being the same parameter. In models where the two do not coincide, the economy is generally inefficient.¹⁷ In our model, endogenous product design decisions are akin to firm entry decisions. The average input specialization determines the mass of compatible varieties available to each final producer. Our price-posting protocol implies that equilibrium specialization endogenously generates the same offsetting externalities as in Dixit and Stiglitz (1977). The key difference is that, in our model, this outcome arises from the optimal choices of input providers, who make final producers indifferent between trading with them and relying on their expected outside option – without hinging upon any parametric restriction.

Remark 1 (Monopolistic Competition & CES). *The combination of endogenous specialization and price posting in frictional markets with simultaneous search provides an endogenous mechanism such that the appropriability and business-stealing externalities from designing new product varieties exactly offset each other. Models of monopolistic competition with CES final production function obtain the same result by imposing the exogenous parametric restriction that the elasticity of substitution across varieties in the final production function equals the elasticity of firm-level inverse demand.*

¹⁷See Dixit and Stiglitz (1975); Spence (1976); Dixit and Stiglitz (1977); Ethier (1982); Mankiw and Whinston (1986); Benassy (1996); Zhelobodko et al. (2012); Parenti et al. (2017); Dhingra and Morrow (2019); Bajo et al. (2025) for several treatments of this problem, and Brakman and Heijdra (2001) for a review.

Bargaining Our baseline model of specialization posits that intermediate producers post the price of their goods (or, interchangeably, the surplus offered) before meeting. We now show how our baseline model would change if intermediate and final producers bargained over the surplus.

Let the structure of our model be the same up to the surplus-sharing rule. Assume that the surplus accruing to final producers is determined by generalized Nash bargaining upon meeting between a final producer and a compatible intermediate producer. Final producers can observe the total surplus v from matching with any intermediate producer they meet. Let $\xi \in [0, 1]$ denotes the exogenous bargaining power weight of final producers. The surplus accruing to final producers in equilibrium solves:

$$x^*(v) = \operatorname{argmax}_x (x - \omega(v; \vec{v}_k))^\xi (v - x)^{1-\xi},$$

where $\omega(v; \vec{v}_k)$ denotes the outside option of a final producer which is contact with k compatible intermediate producers whose total surplus is lower than v . While negotiating with the highest-surplus compatible intermediate producer, final producers keep the option of bargaining with the other less productive compatible intermediate producers they are in contact with. Formally, $\omega(v; \vec{v}_k) = \max\{v_1, \dots, v_k\}$. In Appendix A.5 we show that the optimal specialization function $s_B^*(z)$ with bargaining over surplus shares is implicitly defined by:

$$\theta \lambda \mathcal{P}(z; N)(1 - \xi) \left[A'(s_B^*(z)) + \frac{\phi'(s_B^*(z))}{\phi(s_B^*(z))} (A(s_B^*(z); z) - \mathbb{E}[\omega(z)]) \right] = wq'(s_B^*(z)), \quad (13)$$

where $\mathbb{E}[\omega(z)]$ is the expected outside option of a final producer trading with the intermediate producer, which equals the surplus offered to final producers in our baseline model.

The equilibrium specialization function $s_B^*(z)$ is generally inefficient due to the network externality *and* a well known hold-up externality (Tirole, 1999). The hold-up problem is related to the appropriability externality in our baseline model. However, there are important differences between the two. Hold-up arises when intermediate and final producers split ex-post the surplus generated by the investment in specialization. Increasing investment in specialization marginally generates A' units of additional social surplus, which is split according to $\{\xi, 1 - \xi\}$ shares. Hence, part of the *marginal* surplus generated by the intermediate producer's investment goes to the final producer. Because the social and private marginal returns on investment are different, the investment level is socially inefficient. Differently, in our model with price posting, the intermediate producer commits to a *level* x of surplus offered to the final producer. Hence, any additional surplus generated by increasing investment in specialization marginally, A' , only accrues to the intermediate producer itself. Since marginal social and private surpluses coincide, the investment level is bilaterally efficient. As is well known, in the limit case of the bargaining model where the seller has all the bargaining power, there is no hold-up problem. This is because social and private surplus coincide – not just at the margin. In this sense, our model allows for bilaterally efficient investment even in a setting in which both parties in the transaction obtain a positive surplus. This result is driven by the competitive pressure exerted

by the simultaneous search, which implies that buyers have a non-zero outside option.

In the bargaining setting, for specialization investment to be efficient, we would need equation (13) to hold for all z . Clearly, this cannot be the case with a single bargaining weight ξ . If we allow bargaining weights to depend on the productivity of the intermediate producer involved in the transaction, there exists a unique schedule of bargaining weights that implements the efficient allocation, $\xi^*(z)$. If intermediate producers do not hold all the bargaining power, the hold-up externality pushes equilibrium specialization to be inefficiently low. The bargaining weight schedule $\xi^*(z)$ makes the hold-up and network externalities exactly offset each other. Importantly, since the hold-up effect does not vanish when production is not complex, the economy is always inefficient whenever $\xi(z) \neq \xi^*(z)$ for some z .

Comparing Equations (13) and (8) allows us to make the following remark.

Remark 2 (General Bargaining Model). *The equilibrium allocation of our baseline model is the same as that of a general bargaining model where intermediate producers hold all bargaining power, i.e., $\xi = 0$. The allocation of the bargaining framework is generally inefficient, and there exists a unique vector $\xi^*(z)$ such that the market and planner solutions coincide.*

Overall, when production is not complex, our baseline model can be interpreted as the efficient benchmark of a general bargaining model.

Non-contingent contracts Our model considers a particular set of contingent contracts: transactions between intermediate and final producers that successfully match do not happen if the latter are unable to source all the complementary inputs needed for production. This kind of contract implies that final producers bear no risk of having to pay suppliers when unable to produce. We now study what would change with an alternative, non-contingent arrangement whereby suppliers are remunerated independently of the successful sourcing of all inputs.¹⁸ In such a setting, final producers bear all the sourcing risk. In equilibrium, final producers that cannot successfully source all inputs incur losses, which are borne by the representative household in terms of lower profit rebates.

For intermediate producers, this means that the trading probability is independent of the complexity of final production, i.e., $\tilde{\mathcal{P}}(s, x; N) = \tilde{\mathcal{P}}(s, x) = \phi(s) \exp\{-\lambda\bar{\phi}(1 - G(x))\}$, since they get remunerated independently of successful sourcing. On the one hand, the optimal surplus offered to final producers is unaffected by the contracting scheme and is still given by equation (9). On the other hand, optimal specialization $s_{NC}^*(z)$ differs from the baseline model with contingent contracts, and is implicitly defined by:

$$\theta\lambda\tilde{\mathcal{P}}(z) \left[A'(s_{NC}^*(z)) + \frac{\phi'(s_{NC}^*(z))}{\phi(s_{NC}^*(z))} (A(s_{NC}^*(z); z) - x_{NC}^*(z)) \right] = wq'(s_{NC}^*(z)). \quad (14)$$

Since the planner is indifferent as to how the total surplus is split, efficient specialization is still determined by (11). We proceed by evaluating the marginal welfare effect of specialization at

¹⁸Chor and Ma (2025) show that contracting frictions produce large welfare losses in global sourcing.

the equilibrium solution with non-contingent contracts. Formally,

$$\left. \frac{\partial \mathcal{W}}{\partial s(z)} \right|_{s(z)=s_{NC}^*(z)} \propto \underbrace{- \left(A'(s_{NC}^*(z)) + \frac{\phi'(s_{NC}^*(z))}{\phi(s_{NC}^*(z))} A(s_{NC}^*(z); z) \right) (1 - f^{N-1})}_{\text{contracting externality}} \quad (15)$$

$$- \frac{\phi'(s_{NC}^*(z))}{\phi(s_{NC}^*(z))} \left[\underbrace{f^{N-1} \mathbb{E}_{\max\{\tilde{z}\}|\tilde{z} \leq z} [A(s_{NC}^*(\tilde{z}); \tilde{z})]}_{\text{business-stealing externality}} \underbrace{- x_{NC}^*(z)}_{\text{appropriability externality}} \right]$$

$$\underbrace{-(N-1) \exp\{-\lambda \hat{\phi}(z, z)\} \hat{\mathbb{E}}[A(s_{NC}^*(z); z)]}_{\text{network externality}}.$$

First, note that Proposition 1 holds also in an economy with non-contingent contracts: the equilibrium is efficient if and only if production is not complex, as both the *contracting* and *network externalities* vanish. However, if the production process is complex, non-contingent contracts exacerbate over-specialization. In addition to the network externality, two additional forces induce over-specialization. First, contracting frictions imply that the private marginal benefit of specialization exceeds the social marginal benefit. Second, the appropriability externality exceeds the business-stealing externality. As intermediate producers are remunerated independently of whether sourcing is successful or not, they have stronger incentives to over-specialize when contracts are not contingent. We summarize our findings in the next remark.

Remark 3 (Non-contingent contracts). *Economies with non-contingent contracts feature more equilibrium over-specialization than economies with contingent contracts.*

Boundaries of the firm, vertical integration, and in-house production At the heart of our model, there are frictions in sourcing inputs outside the boundaries of the firm. These frictions are exacerbated by the complexity of production N . On the one hand, more complex production generates more value; on the other hand, it is less likely that all inputs are successfully sourced. There are several different ways in which we could consider the problem of choosing the production recipe. We could allow firms to choose the recipe N or, given a production process, we could alter the boundaries of the firm. In Appendix B.2, we study the problem of how final producers would optimally choose complexity. Here, we consider vertical integration and in-house input production. Suppose that final producers can vertically merge with $M < N$ input providers, so that the corresponding inputs are not subject to sourcing frictions. In this case, the relevant complexity of the production process is $N - M$.

Remark 4 (Vertical integration). *Vertical integration reduces the inefficiencies associated with endogenous specialization by lowering the number of key inputs subject to search frictions. In the limit in which $M = N - 1$, the economy is constrained efficient.*

Hence, our model suggests that vertical integration is socially desirable when the cost of merger is lower than the social benefit from mitigating the network externality.

Suppose, instead, that final producers have the option to produce any intermediate good of value \underline{A} in-house at cost $F > \underline{A}$. Suppose that this choice is available both before and

after the uncertainty on the sourcing problem resolves: firms that failed to find all necessary inputs can ex-post produce the missing ones in-house. In Appendix A.6 we show that the final producer's decision to turn on in-house production depends on the total surplus offered by successfully sourced inputs, as well as on the number of missing inputs. Importantly, since final producers do not appropriate the entire social surplus from production, they choose to use in-house production less frequently than the planner would. Hence, the network externality persists much like in the case of non-contingent contracts, where final producers bear part of the risk. If in-house production were costless on net ($F = \underline{A}$), both sources of externalities would vanish. First, final production would always take place, so the specialization choices of firms in input line i would no longer affect the payoff of firms in input line j . Second, because in-house production entails no additional costs, the planner and firms would employ it at the same rate. Whenever the net surplus generated by in-house production of any input is negative ($F > \underline{A}$), the market allocation is inefficient.

Remark 5 (In-house production). *The option to produce any intermediate good in-house does not eliminate the network externality and brings about a further inefficiency in the frequency of in-house production. In the limit in which $F = \underline{A}$, the economy is constrained efficient.*

3 Dynamic Model

In the previous section, we have studied how endogenous specialization of intermediate inputs affects the sourcing capacity of final producers. Our finding is that the equilibrium allocation features over-specialized inputs as intermediate producers do not internalize the cascading effect of halting final production on the value added produced by complementary inputs. In this section, we show that the resilience of supply chains is closely related to the dynamic sourcing capacity of final producers after disruption shocks. To this end, we extend the static model to a dynamic framework with long-term relationships between intermediate and final producers and stochastic disruptions of final producers or supplier links. This framework allows for a model-consistent and welfare-relevant notion of supply chain resilience, that is, the probability that final production is restored following a disruption.

3.1 Environment

Time is discrete and infinite. Agents discount the future at rate $\beta \in (0, 1)$. Final producers face a disruption at the end of each period with probability δ , where $\delta \in (0, 1)$. Upon facing a disruption, final producers lose contact with all their input providers and need to replace them in the next period.¹⁹ Final producers keep the same input providers until a disruption occurs. In other words, final producers do not search the market for replacing existing suppliers, *e.g.*, due to switching costs. We refer to the average time a final producer does not face any

¹⁹We assume that final producers change their management whenever they are unable to produce. This implies that the decision to establish a supplier relationship with a compatible input provider embeds no option value of waiting.

disruption, *i.e.* $1/\delta$, as *robustness*. Intermediate producers never face disruptions and search for new customers in the market in each period. The dynamic model nests the static model as $\delta \rightarrow 1$.

The timing convention is as follows: at the end of each period, a share δ of attached final producers faces a disruption, which makes them lose all their input providers. At the start of the next period, unattached final producers search for suppliers. The mass of searching final producers μ follows:

$$\mu_{t+1} = \delta \left[1 - \left(1 - \prod_{j=1}^N f_{j,t} \right) \mu_t \right] + \left(1 - \prod_{j=1}^N f_{j,t} \right) \mu_t, \quad (16)$$

where $\left(1 - \prod_{j=1}^N f_{j,t} \right) \mu_t$ equals the mass of inactive final producers in period t . Market tightness equals the ratio between searching final producers and intermediate producers: $\theta_t = \frac{\mu_t}{m}$.²⁰

The household problem is static and identical to the setting in the previous section. Final producers choose among compatible suppliers the one offering the highest net present value of surplus streams. We restrict our attention to constant surplus contracts, which implies that this choice is equivalent to choosing the highest surplus-offering supplier. Intermediate producers choose the specialization of their input and the surplus offered to the flow of new customers in each period t by solving the following intertemporal profit maximization problem:

$$\max_{\{s_t, x_t\}_{t=1}^{\infty}} \sum_{t=1}^{\infty} \beta^{t-1} \left[\mathcal{D}_t(\mathbf{s}_{1:t}, x_{1:t}) A(s_t; z) - \sum_{\tau=1}^{t-1} (1-\delta)^{t-\tau} \mathcal{D}_{\tau}(\mathbf{s}_{1:\tau}, x_{1:\tau}) x_{\tau} - \theta_t \lambda \mathcal{P}(s_t, x_t; N) x_t - w_t q(s_t) \right] \quad (17)$$

$$\begin{aligned} \text{s.t. } \mathcal{D}_t(\mathbf{s}_{1:t}, x_{1:t}) &= (1-\delta) \mathcal{D}_{t-1}(\mathbf{s}_{1:t-1}, x_{1:t-1}) + \theta_t \lambda \mathcal{P}(s_t, x_t; N), \\ \mathcal{D}_0 &= 0, \end{aligned} \quad (18)$$

where \mathcal{D}_t denotes the number of final producers sourcing from an intermediate producer, or *demand*, in each period t .

Since each intermediate producer serves a measure of final producers, a share δ of existing customers faces a disruption and breaks the supplier relationship in each period. At the same time, the intermediate producer acquires a measure $\theta_t \lambda \mathcal{P}(s_t, x_t; N)$ of new customers, depending on the market tightness θ_t and its own policies (s_t and x_t). While we only consider constant surplus contracts within each buyer-supplier relation, we allow intermediate producers to re-optimize the specialization of their inputs in each period. Importantly, input producers are free to offer different pricing conditions to new potential customers compared to existing ones.

²⁰Throughout, we maintain the assumption that m is fixed. In Appendix B.5, we endogenize the mass of intermediate goods producers via a free entry condition.

3.2 Stationary equilibrium

We now characterize the stationary equilibrium with balanced flows of our dynamic economy. The optimal surplus offered to final producers is the same as in the static model, given by (9) (see Appendix A.7 for the derivation). The stationary demand of a seller choosing specialization s and surplus x is $\mathcal{D}(s, x; N) = \frac{\theta \lambda \mathcal{P}(s, x; N)}{\delta}$.

The optimal specialization function is implicitly defined by the following first-order condition:

$$\mathcal{D}(z; N) \left[A'(s^*(z)) + \delta[1 + \beta(1 - \delta)] \frac{\phi'(s^*(z))}{\phi(s^*(z))} (A(s^*(z); z) - x^*(z)) \right] = wq'(s(z)). \quad (19)$$

Increasing specialization affects existing and new customers differently. For all the $\mathcal{D}(z; N)$ customers, higher specialization implies a higher surplus conditional on trading, by raising the input value ($A'(s) > 0$). For the existing $(1 - \delta)\mathcal{D}(z; N)$ customers, higher specialization does not come at the cost of lower trading probability since the match has already been established in the past. For the new $\delta\mathcal{D}(z; N)$ customers, instead, we retrieve the familiar effect of a higher specialization lowering the trading probability ($\phi'(s) < 0$). Nonetheless, the forward-looking firm understands that lower trading probability today lowers demand tomorrow. Hence, the reduction in trading probability is weighted by the intertemporal value of a marginal customer today, $1 + \beta(1 - \delta)$.

Output in this economy can be decomposed into four terms:

$$Y = \underbrace{\mu(f; N)}_{\text{market size}} \underbrace{\mathcal{R}(f; N)}_{\text{resilience}} \underbrace{\frac{1}{\delta}}_{\text{robustness}} \underbrace{N\hat{\mathbb{E}}[A(s^*(z); z)]}_{\text{expected match surplus} | \text{active}}.$$

First, output depends positively on market size (of investment in specialization). Market size increases if the mass of searching final producers μ increases. Second, output is increasing in the economy's resilience, *i.e.* the probability that a searching final producer finds all the complementary inputs it needs. Third, output is increasing in the economy's robustness, *i.e.* the average duration of a match between final producers and intermediate producers. Finally, output is increasing in the expected match surplus conditional on production.

Resilience. The dynamic model allows for a model-consistent and welfare-relevant notion of supply chain resilience, namely, the probability that a final producer is able to source all the complementary inputs it needs after a disruption. Given this definition, it is apparent how the inverse of supply chain resilience equals the average time it takes for a final producer to restore production following a disruption. Our model allows us to single out three determinants of supply chain resilience:

$$\mathcal{R}(f; N) \equiv f^N = [1 - \exp\{-\lambda\bar{\phi}\}]^N. \quad (20)$$

First, higher search efficiency ($\lambda \uparrow$), e.g., through ICT adoption and AI-based procurement, increases the resilience of supply chains.²¹ Second, higher resilience can be attained by relying on less specialized inputs ($\bar{\phi} \uparrow$). This corresponds to the strategy of building resilience "through products" highlighted by Miroudot (2020), such that firms choose to source more standardized inputs in the market because they are easier to replace. Finally, higher complexity of the production process ($N \uparrow$) reduces supply chain resilience. This echoes the main insight from the network fragility literature (Elliott et al., 2022). Overall, our dynamic model provides an intuitive notion of supply chain resilience with realistic properties. Moreover, supply chain resilience directly affects output and, in turn, welfare. In this sense, our model justifies policymakers' interest in supply chain resilience.

Customization. Our dynamic model allows intermediate producers to re-optimize the specialization of their products in every period. This introduces a new *customization motive* for specialization, that is, tailoring the product to the needs of the final producers *within a match*. Long-term relationships make specialization more appealing for intermediate producers: within an existing match, increasing specialization comes at no cost in terms of trading probability.

The main prediction of our dynamic model is that intermediate producers gradually increase the specialization and narrow the scope of their products during their life cycle as they progressively accumulate customers. The intuition is easily understood through the first-order condition for specialization out of steady state:

$$\overbrace{(1-\delta)\mathcal{D}_{(-1)}}^{\text{existing customers}} A'(s^*(z)) + \overbrace{\theta\lambda\mathcal{P}(z)}^{\text{new customers}} \left[A'(s^*(z)) + \frac{\phi'(s^*(z))}{\phi(s^*(z))} \left([A(s^*(z); z) - x(z)] + \beta(1-\delta) [A(s_{(+1)}^*(z); z) - x(z)] \right) \right] = wq'(s^*(z)). \quad (21)$$

Optimal specialization features both a backward- and a forward-looking component. The marginal benefit of specialization on the left-hand side can be divided into two components. First, for the $(1-\delta)\mathcal{D}_{(-1)}$ existing customers, higher specialization implies higher surplus ($A'(s) > 0$). For the $\theta\lambda\mathcal{P}(z)$ new customers, this benefit is traded off against the lower trading probability, governed by $\phi'(s) < 0$. As a firm accumulates a customer base $\mathcal{D}_{(-1)}$, the first term becomes more important, increasing the marginal benefit of specialization. Since intermediate producers have already overcome compatibility frictions with more and more customers, they opt to increase match surplus with existing customers rather than attract new ones. Hence, for the share of attached customers, specialization corresponds to customization. It follows that both the value and the price of the inputs traded between firms increase over time.

3.3 Efficiency

To establish the efficiency properties of the dynamic economy, we consider a social planner solving the following recursive problem:

²¹See the practitioners' reports of Baptista et al. (2021); Drentin et al. (2024).

$$\begin{aligned}
\mathcal{W}(\mathcal{D}_{(-1)}, \mu) &= \max_{s_j(z)} m \sum_{n=1}^N \int D_j(z) A(s_j(z); z) \gamma(z) dz + \psi \log(1 - \ell) + \beta \mathcal{W}(\mathcal{D}, \mu_{(+1)}) \\
\text{s.t. } D_j(z) &= (1 - \delta) D_{j(-1)}(z) + \frac{\mu}{m} \lambda \phi(s_j(z)) e^{-\lambda \hat{\phi}(z, \bar{z})} \prod_{v \neq j} f_v, \\
\mu_{(+1)} &= \delta \left[1 - \left(1 - \prod_{n=1}^N f_n \right) \mu \right] + \left(1 - \prod_{n=1}^N f_n \right) \mu, \\
\ell &= m \sum_{n=1}^N \int q(s_n(z)) \gamma(z) dz,
\end{aligned}$$

where \mathcal{D} is the vector of productivity-specific demand for every input j .

In words, the social planner chooses the specialization $s_j(z)$ of each intermediate producer with productivity z producing input j to maximize the lifetime utility of the representative household. The state variables are the vector of demand for all intermediate producers one period earlier, $\mathcal{D}_{(-1)}$, and the share of searching final producers in the current period, μ . The maximization problem is subject to the laws of motion of firm-level demand and of the share of searching final producers, as well as to the labor resource constraint.

Efficient specialization of intermediate producers with productivity z is given by:

$$\begin{aligned}
\mathcal{D}(z; N) &\left[A'(\mathcal{S}(z)) + \delta[1 + \beta(1 - \delta)] \frac{\phi'(\mathcal{S}(z))}{\phi(\mathcal{S}(z))} \left(A(\mathcal{S}(z); z) - \mathbb{E}_{\max\{\bar{z}\}|\bar{z} \leq z} [A(\mathcal{S}(\bar{z}); \bar{z})] \right. \right. \\
&\left. \left. + (N - 1) e^{-\lambda \hat{\phi}(z, z)} \hat{\mathbb{E}}[A(\mathcal{S}(\bar{z}); \bar{z})] - \frac{\beta(1 - \delta)}{1 + \beta(1 - \delta)} f^N N e^{-\lambda \hat{\phi}(z, z)} \hat{\mathbb{E}}[A(\mathcal{S}(\bar{z}); \bar{z})] \right) \right] = \frac{\psi}{1 - Nm\bar{q}} q'(\mathcal{S}(z)). \tag{22}
\end{aligned}$$

Comparing the dynamically efficient specialization (22) with its static counterpart (11), we observe that a further inefficiency arises in a dynamic setting: intermediate producers do not internalize the effect of their specialization on the equilibrium share of searching final producers. This force pushes the private marginal cost of specialization to exceed the social one. Rearranging (22) allows us to establish the following result.

Proposition 2 (Efficiency of the Dynamic Economy). *The equilibrium allocation is constrained efficient if and only if $N = \frac{1}{\mathcal{M}(N)}$, where $\mathcal{M}(N) \equiv 1 - f^N \frac{\beta(1 - \delta)}{1 + \beta(1 - \delta)} \in (\frac{1}{2}, 1]$. If the production process is complex, i.e. $N > 1$, the equilibrium features over-specialization.*

The main result from the static model holds in this dynamic setting: if the production process is complex, the equilibrium allocation features over-specialization. We follow the same steps used in the static setting to derive the marginal welfare effect of equilibrium specialization. We decompose the marginal welfare effect into four terms. The first three terms represent the externalities discussed in the static model: the business-stealing, appropriability, and network externalities. A fourth effect arises in the dynamic model: intermediate producers choosing their specialization affect the market tightness by varying the probability that inputs are compatible.

This effect – akin to the standard search externality in models of endogenous search effort (Pissarides, 2000) – is not internalized by intermediate producers. By specializing more, input producer i reduces the probability that final producers find a match. On the one hand, this reduces the trading probability of input producer i , which internalizes this effect. On the other hand, since the mass of unmatched final producers increases, other input producers $-i$ face a *thicker market*. This effect is not internalized by i and represents a positive externality. Importantly, the search externality is different from the business-stealing effect: the former affects all intermediate producers, while the latter only affects the firms with lower productivity in the same input line.

$$\begin{aligned} \left. \frac{\partial \mathcal{W}}{\partial s(z)} \right|_{s(z)=s^*(z)} &\propto \underbrace{\mathbb{E}_{\max\{\tilde{z}\}|\tilde{z}\leq z} [A(s^*(\tilde{z}); \tilde{z})]}_{\text{business-stealing externality}} - \underbrace{x^*(z)}_{\text{appropriability externality}} - \underbrace{(N-1)e^{-\lambda\hat{\phi}(z,z)}\hat{\mathbb{E}}[A(s^*(\tilde{z}); \tilde{z})]}_{\text{network externality}} \\ &+ \underbrace{\frac{\beta(1-\delta)}{1+\beta(1-\delta)}f^N N e^{-\lambda\hat{\phi}(z,z)}\hat{\mathbb{E}}[A(s^*(\tilde{z}); \tilde{z})]}_{\text{search externality}}. \end{aligned} \quad (23)$$

The decomposition of the marginal welfare effect of equilibrium specialization allows us to shed light on the economic forces behind Proposition 2. We know from Lemma 1 that the first two terms in (23) cancel out in equilibrium thanks to price posting in frictional markets with simultaneous search. As before, consider first the case of non-complex production. By setting $N = 1$, we can eliminate the network externality, so we are left with the new source of inefficiency alone. This effect is positive, so the planner would like to induce further specialization. This new external effect implies that the socially optimal level of specialization is higher, all else equal. This also implies that, for $N > 1$, the equilibrium is “less inefficient” than in the static case, as the network and search externalities partially offset each other.

We conclude that our over-specialization result carries through to economies with long-term buyer-supplier relations. Next, we characterize how this inefficiency changes with the key parameters of our model.

Comparative statics. Over the last decades, supply chains have become more complex (Antràs, 2020; Ferrari, 2022), disruptions have become more frequent due to the occurrence of wars, trade disputes, pandemics, and extreme weather events, and the rise of new technologies for procurement has likely reduced search frictions (Drentin et al., 2024). We study each of these trends through the lens of our model.

Under mild parametric restrictions, Proposition 3 shows that over-specialization of the equilibrium allocation exacerbates as the complexity of the production process increases.

Proposition 3 (Efficiency and Complexity). *If search efficiency is low enough, the equilibrium allocation features more over-specialization and under-resilience as complexity increases.*

Similarly, Proposition 4 shows that over-specialization of the equilibrium allocation exacerbates as the economy becomes more fragile, i.e., disruptions occur more frequently.

Proposition 4 (Efficiency and Robustness). *As the frequency of disruption increases, the equilibrium allocation displays more over-specialization and under-resilience.*

Finally, Proposition 5 sheds light on how the endogenous response of specialization to declining search frictions shapes the effect of declining search frictions on the efficiency properties of equilibrium specialization.

Proposition 5 (Efficiency and Search Frictions). *If the elasticity of the average compatibility probability to search efficiency exceeds 1 in equilibrium, the equilibrium features more over-specialization and under-resilience as search frictions decline.*

Taken together, Propositions 3 and 4 suggest that when complexity rises and disruptions become more frequent, the economy becomes ever more inefficient. Intuitively, complexity governs the strength of the *network externality* and, therefore, of the wedge between planner and market allocations. As complexity rises, the inefficiency increases. The mechanism underlying Proposition 4 is different. Note that the disruption probability does not affect the first three externalities in (23). Instead, the probability of disruption governs the strength of the *search externality*: the higher the disruption probability δ , the weaker the search externality. Given our *over-specialization* result, a stronger search externality pushes the economy closer to the planner solution. On the contrary, when disruptions occur more frequently, the search externality is dampened and the market allocation is further away from the efficient specialization choice. Clearly, as $\delta \rightarrow 1$, we obtain the result from our static framework, which bounds from above the degree of inefficiency of the dynamic economy. Through the lens of our model, we conclude that supply chains are less efficient today than they used to be, as they feature ever more over-specialization and under-resilience due to more complex production and more frequent disruptions. Proposition 5, instead, states that when the procurement technology improves, the effect on efficiency is ambiguous. In particular, it depends on the endogenous response of firms in terms of specialization. If firms react to the technology improvement by increasing specialization more than proportionally, the net effect is that compatibility frictions are exacerbated, and the economy's over-specialization and under-resilience worsen.

3.4 Dynamic Model with Link Destruction

In the dynamic model presented so far, we assumed that once final producers face a disruption, they sever ties with all input providers and must establish every supplier relationship anew. While this assumption offers analytical transparency, it is quite strong, as in the real world many supply chain disruptions stem from the breakdown of single supplier relationships. Since production inputs are complements, our model is well-suited for studying supply chain disruptions driven by the failure to replace single inputs. To do so, we consider a setting in which each supplier relationship breaks stochastically. It follows that it is enough for the final producer to replace the broken supplier relationships to continue production. We show that the same sources of inefficiency and key results of the baseline dynamic model go through this more realistic setting.

The main innovation with respect to the baseline dynamic model is that $\delta \in (0, 1)$ now denotes the probability that one of the links between intermediate and final producers gets destroyed. Hence, a disruption happens if the final producer is unable to replace the input providers who separate each period.²² Let $\rho(f; N)$ be the probability that an active final producer is operational next period:

$$\rho(\mathbf{f}) = \prod_{i=1}^N [1 - \delta(1 - f_i)]. \quad (24)$$

It follows that the probability of being operational conditional on separating with the input provider of good i equals $f_i \rho(\mathbf{f}_{-i})$. The market tightness in each input market i equals $\theta_{i,t} = \frac{\mu_{i,t}}{m}$. Let $\nu_{i,t} \in [0, 1]$ denote the share of searching final producers of input i that were active in the previous period. The mass of searching final producers evolves according to

$$\begin{aligned} \mu_{i,t+1} = & \delta \left(1 - \left[\left(1 - \prod_{j=1}^N f_{j,t} \right) (1 - \nu_{i,t}) + (1 - f_{i,t} \rho(\mathbf{f}_{-i,t})) \nu_{i,t} \right] \mu_{i,t} \right) + \\ & + \left[\left(1 - \prod_{j=1}^N f_{j,t} \right) (1 - \nu_{i,t}) + (1 - f_{i,t} \rho(\mathbf{f}_{-i,t})) \nu_{i,t} \right] \mu_{i,t}. \end{aligned} \quad (25)$$

The law of motion (25) differs from its baseline counterpart (16) due to the different probability that searching final producers are active in the current period. This probability is a weighted average of the probabilities that final producers find all the inputs that they need to produce, depending on whether they were active and inactive in the previous period.²³ Searching final producers who were active in the previous period are more likely to remain so because they have to find fewer inputs than those who were inactive, that is, $f_{i,t} \rho(\mathbf{f}_{-i,t}) > \prod_{j=1}^N f_{j,t}$. Hence, the composition of the pool of searching final producers matters for the probability that one of them is active.²⁴ Demand of an intermediate producer of input i is given by:

$$\mathcal{D}_{i,t}(\mathbf{s}_{1:t}, x) = (1 - \delta) \rho(\mathbf{f}_{-i,t}) \mathcal{D}_{i,t-1}(\mathbf{s}_{1:t-1}, x) + \theta_t \lambda \tilde{\mathcal{P}}_{i,t}(s_t, x; \mathbf{f}_{-i,t}). \quad (26)$$

This expression features two differences with respect to its counterpart in the baseline dynamic model (18). First, the stock of existing demand is discounted by the probability that attached final producers do not face disruptions of other supplier relationships or they are able to replace them in the current period. Second, the expression for the trading probability incorporates the differential probability that a searching final producer is active depending on its previous state. The probability that a searching final producer is active upon finding input i in the market equals $\tilde{f}_{i,t}(\mathbf{f}_{-i,t}) \equiv \nu_{i,t} \rho(\mathbf{f}_{-i,t}) + (1 - \nu_{i,t}) \prod_{n \neq i} f_{n,t}$. Then, the trading probability of an

²²We assume that idle links are severed, so that a final producer unable to source all inputs in a given period loses contact with all its input providers.

²³Notice the law of motion of the dynamic model with link destruction (25) nests that of the baseline dynamic model (16) if all searching final producers were inactive in the previous period, that is, $\nu_{i,t} = 0$.

²⁴In turn, we show in Appendix A.8 that the share of searching final producers that were active in the previous period is an inverse function of the current share of searching final producers $\mu_{i,t}$: $\nu_{i,t} = \frac{\delta}{1-\delta} \left(\frac{1}{\mu_{i,t}} - 1 \right)$.

intermediate producer of good i is given by:

$$\tilde{\mathcal{P}}_{i,t}(s_t, x; \mathbf{f}_{-i,t}) = \phi(s_t) e^{-\lambda \bar{\phi}_t(1-G(x))} \tilde{f}_{i,t}(\mathbf{f}_{-i,t}). \quad (27)$$

Up to the different law of motion of demand, the profit maximization problem of intermediate producers is the same as in the baseline dynamic model, as given by (17).

Stationary equilibrium. The stationary equilibrium is characterized by the same set of equations as the baseline dynamic model. Since the disruption probability is the same across inputs, the stationary equilibrium is symmetric, i.e., $\mu_i = \mu, \nu_i = \nu, \forall i$. The equilibrium specialization function is implicitly defined by the following condition:

$$\mathcal{D}(z; N) \left[A'(s^*(z)) + [1 - (1 - \delta)\rho(f; N - 1)][1 + \beta(1 - \delta)\rho(f; N - 1)] \frac{\phi'(s^*(z))}{\phi(s^*(z))} \right. \\ \left. (A(s^*(z); z) - x^*(z)) \right] = wq'(s^*(z)). \quad (28)$$

Equilibrium specialization (28) differs from its dynamic model counterpart (19) due to the different expression of stationary demand, \mathcal{D} , and of the multiplier of the component governing the reduction in the trading probability, which now depends on the retention probability $\rho(\cdot)$.

Output in this economy is given by:

$$Y = \underbrace{\mu(f; N)}_{\text{market size}} \underbrace{\tilde{\mathcal{R}}(f; N)}_{\text{resilience}} \underbrace{\frac{1}{\delta}}_{\text{robustness}} \underbrace{N\hat{\mathbb{E}}[A(s^*(z); z)]}_{\text{expected match surplus} | \text{active}}, \quad (29)$$

where $\mu(f; N)$ is the stationary share of searching final producers. Output features the same four components discussed in the baseline dynamic model. The main difference is that, if disruptions happen at the level of single supplier relationships, supply chain resilience has a different expression:

$$\tilde{\mathcal{R}}(f; N) \equiv \nu f \rho(f; N - 1) + (1 - \nu) f^N. \quad (30)$$

Supply chain resilience is the weighted average of two terms. First, the probability that an active final producer is able to produce next period, conditional on losing one input provider, $f[1 - \delta(1 - f)]^{N-1}$. Second, the probability that an inactive final producer is able to produce next period, f^N . These two terms are weighted by the stationary shares of searching final producers that were active and inactive one period earlier, respectively. This expression of supply chain resilience nests the baseline (20) as the share of searching final producers that were inactive approaches one.²⁵

²⁵Our assumption that firms missing a single input lose contact with other suppliers is key to the tractability of the resilience function. A more general model would have firms lose contact with any number of inputs in $[0, N]$, in which case the resilience function includes a combinatorial term. Since that model does not add an economic insight at the cost of significant additional complexity, we have chosen not to include it. The analytical characterization of that model is available upon request.

Efficiency. We study the efficiency of this economy by comparing the market allocation to that of the social planner. The planner maximizes the utility subject to i) the laws of motion of demand for each input supplier and ii) of the mass of searching firms; iii) balancing of flows; and iv) the resource constraint. We relegate the formal problem to Appendix A.8.

Comparing efficient and equilibrium specialization, we observe that the model with link destruction features the same sources of externality as the baseline dynamic model. However, the search externality no longer has a clear sign. In this setting, there is an additional component capturing the marginal effect of specialization on welfare via the changing composition of the pool of searching final producers. Since higher specialization increases the share of inactive firms, this additional component pushes in the opposite direction with respect to the effect going through market tightness.

We summarize the efficiency properties of this economy in the next Proposition.

Proposition 6 (Efficiency of the Dynamic Economy with Link Destruction). *The allocation is efficient if and only if $N = \frac{1}{\mathcal{M}(N)}$, where $\widetilde{\mathcal{M}}(N) \equiv 1 - f^N \frac{\beta(1-\delta)}{1+\beta(1-\delta)} \frac{\chi_2(f;N)}{\chi_1(f;N)}$. If $N > \frac{1}{\mathcal{M}(N)}$, then the economy with link destruction features over-specialization and under-resilience.*

In Appendix A.8, we characterize the multipliers $\chi_1(f; N)$ and $\chi_2(f; N)$ and show that $\frac{1}{\mathcal{M}(N)} \in [1, 2)$. Hence, if the production process is complex, i.e., $N > 1$, the economy features over-specialization and under-resilience.

We have established that the specialization choice of input suppliers induces a net negative externality on other agents even in an economy where the key source of risk is the potential disruption of a single link. We conclude our positive analysis by making three observations. First, we consider risk-mitigation strategies that the final producers in our model could adopt. Then, we revisit the concept of *weak link*. Finally, we highlight that the fundamental wedge between market and planner allocations is in fact trading off output in good times with the economic cost of disruptions.

3.4.1 Strategies to mitigate the impact of supplier breakdowns.

In our model, final producers occasionally halt production when they fail to source one or more key inputs. Because intermediate producers do not account for the foregone surplus from complementary inputs when their own input is missing, they tend to design overly specialized products. As a result, production halts occur more frequently than socially desirable. However, if final producers could continue operating despite disruptions in some supplier relationships, the network externality would not arise. We now examine two key strategies that final producers can adopt to mitigate the impact of supplier breakdowns: maintaining inventories and sourcing inputs from multiple intermediate producers (multi-sourcing). See Appendix A.9 for a formal analysis.

Inventories. Suppose that active final producers can choose to purchase more units of each input than needed for current production, setting aside inventories as a buffer.²⁶ If a supplier relationship breaks down, these inventories allow production to continue until a new supplier is found or until their stock is depleted. However, due to search frictions, there is always a positive probability that a final producer is unable to locate a compatible intermediate producer for any number of periods. It follows that no finite level of inventories can completely hedge final producers from disruptions.

Multi-sourcing. Suppose final producers can establish links with multiple compatible suppliers met during a supplier search. For example, a final producer might maintain an idle backup link with the second-best compatible supplier at a fixed per-period cost. If the link with the best supplier breaks down first, the final producer can immediately switch to the backup supplier and continue production (see, for example, Elliott et al., 2022; Grossman et al., 2024). However, due to search frictions, the probability of finding multiple compatible intermediate producers is less than one. As a result, not all final producers are able to multi-source all inputs. It follows that multi-sourcing alone cannot completely hedge final producers from disruptions.

Remark 6 (Inventories & Multi-sourcing). *The ability of final producers to hold inventories or to source the same input from multiple suppliers can alleviate – but not eliminate – the network externality.*

In Appendix B, we discuss several further extensions to our framework. Specifically, we consider economies in which final producers can choose the *complexity* (N) of their production process, as well as invest in *redundancies* to reduce the risk of disruptions (δ). We also extend our findings to a more general quality aggregator and economies in which the relative mass of firms is determined by a free entry condition. None of these extensions overturn our key results.

3.4.2 Weakest Links and Supply Chain Fragility

Much of the policy and academic discussion related to supply chain fragility has focused on the concept of the *weakest link* (see, for example, Kremer, 1993; Levine, 2012). Due to the complementarities among production inputs, a supply chain is indeed only as fragile as its weakest link. Existing models of supply chains without compatibility frictions and endogenous specialization identify the weakest link, \hat{j} , as the supplier with the highest disruption probability:

$$\hat{j}^{\text{exog}} = \arg \max_j \delta_j.$$

For instance, if two final producers source inputs from suppliers located in an area prone to natural disasters or subject to geopolitical tensions, their supply chains would be deemed equally fragile. In contrast, our model identifies the weakest link as the input that is most likely to be

²⁶The role of inventories in supply chains has been the subject of a recently active literature. See, for example, Alessandria et al. (2023); Ferrari (2022); Carreras-Valle (2023); Carreras-Valle and Ferrari (2025).

missing. This is a combination of the exogenous disruption probability δ_j and the *endogenous* compatibility probability $\bar{\phi}_j$:

$$\hat{j}^{\text{endog}} = \arg \max_j \delta_j [1 - f(\bar{\phi}_j)] .$$

In other words, the weakest link is the input for which the probability that its current supplier is disrupted *and* no replacement is found is highest.

Accordingly, even two supply chains sourcing inputs from suppliers in the same “risky” area may differ significantly in fragility, depending on how difficult it is to replace those suppliers if needed. Supply chain fragility depends on the joint distribution of supplier disruption probabilities and input finding probabilities, reflecting endogenous specialization decisions. Since the optimal specialization level increases as the disruption probability lowers, sectors with frequent disruptions may not be the *weakest link* as firms endogenously choose to specialize less.

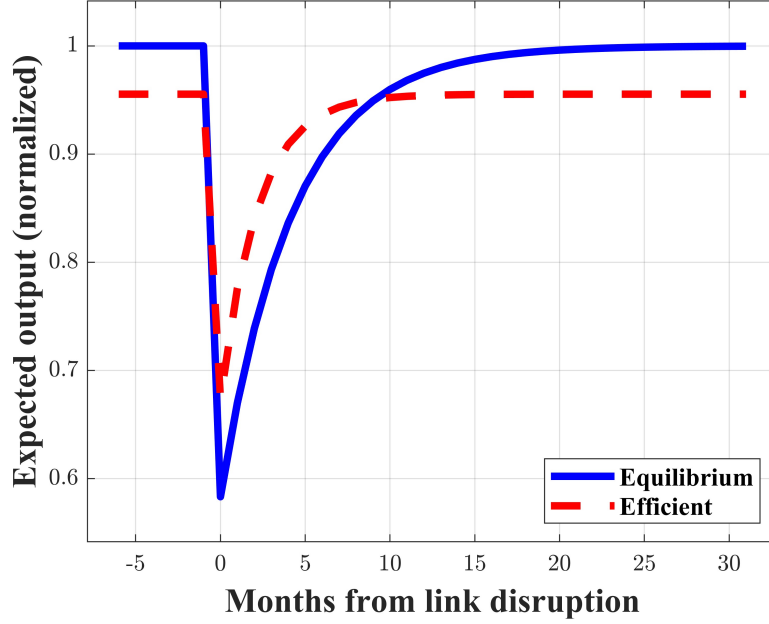
Remark 7 (Weakest Link). *Suppose that the disruption probability δ_j is heterogeneous across input markets j , while all other parameters are symmetric. The input with the highest disruption probability is not necessarily the weakest link of the supply chain: it can be that $\delta_j [1 - f(\bar{\phi}_j)] > \delta_k [1 - f(\bar{\phi}_k)]$ while $\delta_j < \delta_k$.*

3.4.3 Productivity vs Resilience: A Dynamic Trade-off

Our key result is that endogenous specialization distorts the efficient balance between productivity in good times and resilience in bad times, that is, the speed of recovery from disruptions. Figure (1) summarizes this result from Proposition 6 graphically. When operations run smoothly, supply chains in the market equilibrium are *more* productive than their efficient counterparts due to the high specialization of inputs used in the production process. However, this higher productivity comes at a cost: when a supplier relationship breaks, the same specialization that boosts productivity makes recovery slower than efficient, delaying the return to normal operations.

This distortion in the efficient balance between productivity and resilience is driven by the network externality: single intermediate producers do not internalize how their specialization choices affect the likelihood that final production takes place, and thus the unrealized value created by complementary inputs when final production is halted. Crucially, this externality emerges precisely when a final producer is unable to find a compatible supplier – meaning it cannot be corrected through a bilateral contractual agreement, as there are no two counterparties to sign one. On the other hand, final producers can partially offset this externality through strategies to mitigate the impact of supplier breakdowns, such as holding inventories and multi-sourcing. In the next section, we study how a constrained social planner can fix the network externality by dictating, or inducing, specific terms-of-trade in firm-to-firm transactions.

Figure 1: Productivity-Resilience Trade-off



Note: The graph depicts the expected output of an active final producer conditional on facing one link disruption shock in month 0 and no disruptions in other months. The background data are generated from a quantitative version of the dynamic model with link destruction assuming a monthly link disruption probability $\delta = 2\%$, a monthly number of potential suppliers screened of $\lambda = 20$, and a number of critical inputs sourced in the market $N = 3$. The equilibrium input finding probability equals $f = 60\%$.

4 Normative Analysis

In this section, we study two normative approaches to address the inefficiency induced by equilibrium specialization choices. First, we characterize the optimal policy that decentralizes the constrained efficient allocation in the different economies we have studied in the previous sections. Next, we discuss a constrained planner setting *standards* and *minimum interoperability* requirements.

4.1 Optimal Policy

Static Economy We introduce a targeted tax instrument that allows the planner to redistribute surplus between intermediate and final producers.

From Proposition 1, it follows that intermediate producers offer too high a surplus $x^*(z)$ to final producers. In particular, the efficient surplus equals:

$$\mathcal{X}(z) = x^*(z) - (N - 1)e^{-\lambda\hat{\phi}(\underline{z}, z)}\hat{\mathbb{E}}[A(s^*(\tilde{z}); \tilde{z})]. \quad (31)$$

We can write the wedge between the social and private surplus of intermediate producers with productivity z as $\mathcal{X}(z) = x^*(z) - \tau^*(z)$ and look for a transaction subsidy schedule that decentralizes the constrained efficient allocation. Let $p^*(z) = a(s^*(z)) - x^*(z)$ be the price charged by an intermediate producer of productivity z in stationary equilibrium. From (31), we can establish the following result.

Proposition 7 (Optimal Subsidy Schedule in a Static Economy). *The Social Planner can decentralize the constrained efficient allocation with a targeted transaction subsidy schedule $\tau^*(z)$ such that the price of the transactions is given by $\mathbf{P}(z) = p^*(z) + \tau^*(z)$, where*

$$\tau^*(z) = e^{-\lambda\hat{\phi}(\underline{z}, z)} T^* > 0, \quad (32)$$

and $T^* \equiv (N - 1) \hat{\mathbb{E}}[A(s^*(\tilde{z}); \tilde{z})] > 0$ is a function that only depends on aggregates. The subsidy schedule is decreasing in z and bounded between $[\tau^*(\bar{z}), \tau^*(\underline{z})] = [(1 - f)^{-1} T^*, T^*]$.

Proposition 7 characterizes the optimal firm-specific transfer necessary to decentralize the constrained efficient allocation.²⁷

Dynamic Economy By combining (19) with (22), we can follow the same steps as in the static model to obtain the surplus that decentralizes the constrained efficient allocation:

$$\mathcal{X}(z) = x^*(z) - (\mathcal{M}(N)N - 1) e^{-\lambda\hat{\phi}(\underline{z}, z)} \hat{\mathbb{E}}[A(s^*(\tilde{z}); \tilde{z})]. \quad (33)$$

This result allows us to derive the optimal transaction subsidy schedule in the dynamic context.

Proposition 8 (Optimal Subsidy Schedule in a Dynamic Economy). *The Social Planner can decentralize the efficient allocation via a targeted transaction subsidy schedule $\tau_d^*(z)$ such that the price of the transactions is given by $\mathbf{P}(z) = p^*(z) + \tau_d^*(z)$, where*

$$\tau_d^*(z) = e^{-\lambda\hat{\phi}(\underline{z}, z)} T_d^* \leq 0, \quad (34)$$

and $T_d^* \equiv (\mathcal{M}(N)N - 1) \hat{\mathbb{E}}[A(s^*(\tilde{z}); \tilde{z})] \leq 0$ is a function that only depends on aggregates. The subsidy schedule is decreasing in z and bounded between $[\tau_d^*(\bar{z}), \tau_d^*(\underline{z})] = [(1 - f)^{-1} T_d^*, T_d^*]$. Note that $\tau_d^*(z) > 0$ represents a lump-sum transaction subsidy and $\tau_d^*(z) < 0$ represents a lump-sum transaction tax. If the production process is complex, $\tau_d^*(z) > 0$.

Proposition 8 shows that the targeting principle in the dynamic economy is the same as in the static case. However, the tax schedule is shifted since, in general, $T^* \neq T_d^*$. For the dynamic model with link destruction, all the results go through by substituting for $\widetilde{\mathcal{M}}(N)$ in place of $\mathcal{M}(N)$. Figure 2 provides a graphical illustration of the targeting principle underlying the optimal subsidy schedule: while the planner chooses to reduce specialization for all firms, it does so substantially more for low productivity firms. The economic reason behind this is that, in our

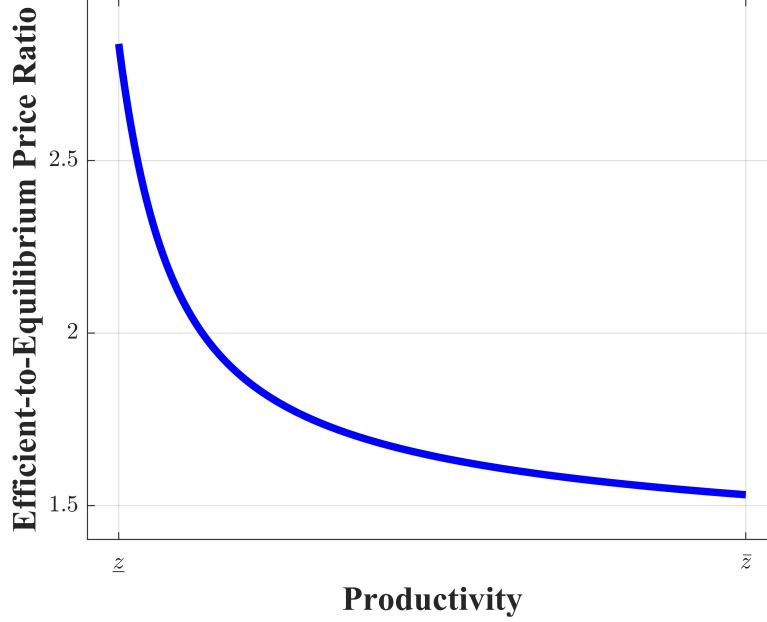
²⁷Equation (32) shows the transfer from suppliers with productivity z to the downstream firm. An equivalent characterization in terms of tax rate, such that $\mathcal{X}(z) = (1 - \tilde{\tau}^*(z))x^*(z)$, implies that

$$\tilde{\tau}^*(z) = (N - 1) \frac{1 - f}{f} \left[1 + \frac{\int_{\underline{z}}^{\bar{z}} \varphi(\tilde{z}) d\tilde{z}}{\int_{\underline{z}}^{\bar{z}} \varphi(\tilde{z}) d\tilde{z}} \right]$$

where $\varphi(\tilde{z}) \equiv A(s^*(\tilde{z}); \tilde{z}) e^{\lambda\hat{\phi}(\underline{z}, \tilde{z})} \lambda\phi(s^*(\tilde{z}))\gamma(\tilde{z})$. The first term depends only on aggregate statistics, while the second implies a targeting to firms with productivity z , depending on how much surplus is above z , $(z, \bar{z}]$, and how much surplus is below, $[\underline{z}, z]$, in the productivity distribution.

price-posting mechanism, the price of a firm with productivity z depends on the choice of all the potential competitors with productivity $z' < z$. Hence, distorting the least productive firms price implies changing the whole price distribution, whereas distorting the most productive firm's price does not trickle down to less productive competitors.

Figure 2: Targeting principle - Optimal subsidy



Note: The graph reports the efficient price $\mathbf{P}(z)$ scaled by the equilibrium price $p^*(z)$ over the support of the productivity distribution. The background data are generated from a quantitative version of the dynamic model assuming a monthly link disruption probability $\delta = 10\%$, a monthly number of potential suppliers screened of $\lambda = 20$, and a number of critical inputs sourced in the market $N = 3$. The equilibrium input finding probability equals $f = 62\%$.

Overall, our results show that the planner would like to increase the price of all transactions. This is equivalent to giving more surplus to intermediate producers for them to have more *skin in the (final production) game*. The higher the surplus intermediate producers appropriate, the larger the opportunity cost of marginally increasing specialization – being the marginal benefit of higher input value unchanged. Hence, a suitable transaction subsidy can decentralize the efficient level of specialization. For the government budget to be balanced, the transaction subsidy can be financed by taxing final producers through a variety of instruments (such as lump-sum and profits taxes), so that surplus is reallocated along the supply chain.

Finally, note that the possibility of decentralizing the efficient allocation by redistributing surplus across trading partners relates to the well-known *Hosios condition* in matching models (Hosios, 1990). However, the economic intuition behind the two results is different. In matching models, the inefficiency of the equilibrium comes from *thin* and *thick market* effects governed by the shape of the matching function. Accordingly, efficient entry of sellers obtains when the surplus share accruing to them equals their marginal contribution to matching (*matching elasticity*). In our framework, there is no matching function (so the matching elasticity is zero), and the key source of inefficiency – that is, the network externality – arises from the complementarity among production inputs. Hence, efficient specialization obtains when the surplus share

accruing to intermediate producers compensates for the foregone surplus from complementary inputs caused by higher specialization of the respective input. Mangin and Julien (2021) provide a framework to reconcile these two different economic forces through the notion of *generalized Hosios condition*, according to which the efficient surplus share equals the sum of matching elasticity *and surplus elasticity*. Hence, efficient specialization in our model obtains when the surplus share accruing to each intermediate producer equals the elasticity of social surplus with respect to its specialization.

4.2 Standards and Minimum Interoperability

The optimal policy to decentralize the planner allocation requires a targeted transaction subsidy. A common untargeted approach used by governments is setting *standards* and *minimum interoperability* requirements.²⁸ Through the lens of our model, we interpret these standards as caps on the degree of incompatibility, or, equivalently, a maximum level of specialization. Formally, we consider a Ramsey planner choosing a standard \bar{s} associated with some minimum level of compatibility $\underline{\phi}$. The planner is constrained by each agent's equilibrium choices given the policy. We first prove that standards are welfare-improving in our framework. Then, we provide suggestive evidence that standards can bring the equilibrium significantly closer to the efficient allocation.

Proposition 9 (Standards Improve Welfare). *If the production process is complex, setting a standard or a minimum interoperability requirement is welfare-improving.*

The intuition behind Proposition 9 is straightforward. Since all the firms design overly specialized products in equilibrium, constraining the degree of specialization of the most specialized firms brings about a welfare improvement.

Although uniform standards can improve welfare, they remain second-best policies in our framework, since implementing the efficient allocation requires a targeted instrument, as shown in Propositions 7-8. In Appendix A.10 we solve the social planner problem when only standards are available as policy tools. Assuming that optimal specialization is monotonically increasing in productivity,²⁹ the optimal standard for input j solves:

$$f^{N-1} \lambda \phi(\bar{s}) \int_{\hat{z}(\bar{s})}^{\bar{z}} \left[A'(\bar{s}; \tilde{z}) + \frac{\phi'(\bar{s}_j)}{\phi(\bar{s}_j)} (A(\bar{s}_j; \tilde{z}) - \tilde{x}(\bar{s}_j; \tilde{z})) \right] e^{-\lambda \phi(\bar{s}_j)(1-\Gamma(\tilde{z}))} \gamma(\tilde{z}) d\tilde{z} = \\ - (N-1) \left(\frac{\partial f_j}{\partial \bar{s}_j} + (N-1) \frac{\partial f_{-j}}{\partial \bar{s}_j} \right) f^{N-1} \mathbb{E}[A(s(\tilde{z}); \tilde{z})] + \frac{\psi}{1-\ell} m(1-\Gamma(\hat{z}(\bar{s}))) q'(\bar{s}),$$

where $\tilde{x}(\bar{s}; z) \equiv \lambda \phi(\bar{s})(1-\Gamma(\tilde{z}))A(\bar{s}; z)$ and $\hat{z}(\bar{s})$ is the lowest-productivity firm constrained by the standard. This optimality condition takes a familiar form. First, recall that increasing

²⁸A recent example of such policies is the implementation of the EU Common Charger Directive in 2024, imposing compatibility across producers on the use of USB-C chargers.

²⁹We have shown earlier that this is a priori ambiguous since the surplus offered is strictly increasing in z but optimal specialization need not be. This assumption boils down to restricting the space of productivity distributions, as we show in Appendix A.3.

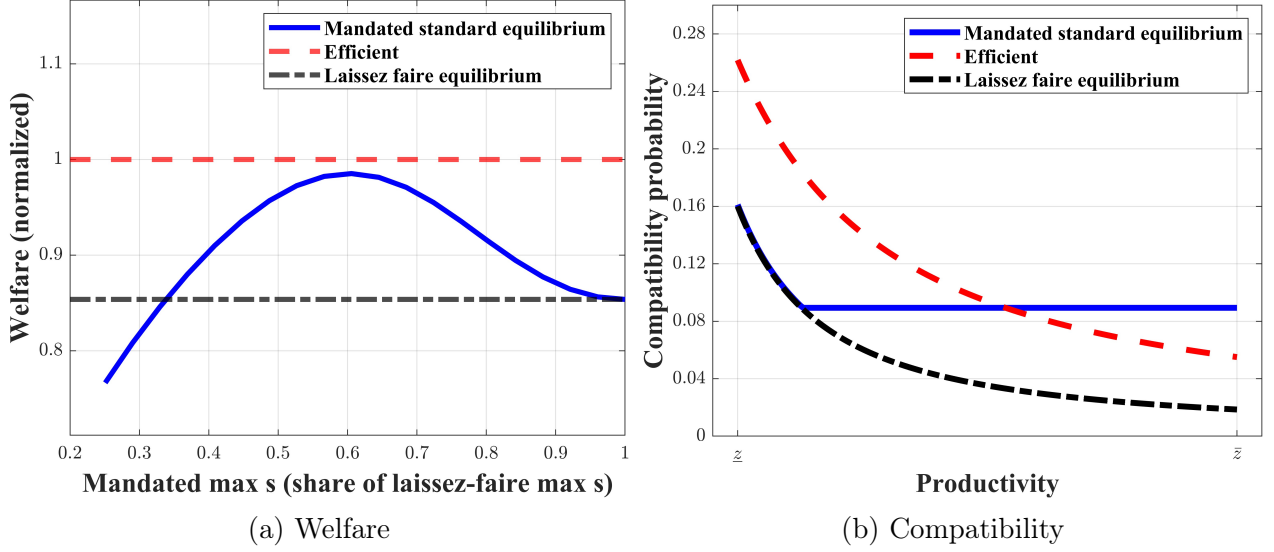
\bar{s} implies loosening the standard. All the firms whose specialization is constrained increase their specialization to the new looser standard, increasing the surplus $A' > 0$ but reducing the compatibility probability $\phi' < 0$. Hence the left-hand side provides the marginal benefit from higher specialization for constrained firms. The right-hand side, describing the marginal cost, is composed of three terms. The last one is the higher labor usage for specialization. The first two terms on the right-hand side describe the change in the network externality induced by a looser standard. First, a looser standard on input j increases the average specialization of the input itself, thus reducing the finding probability, $\partial f_j / \partial \bar{s}_j < 0$, and worsening the network externality. Second, a looser standard changes the incentives to specialize in complementary inputs $-j$: both the higher labor usage and the lower matching probability in j induce firms in other input lines to specialize less, $\partial s_{-j}^* / \partial \bar{s}_j < 0$, which in turn increases their compatibility, $\partial f_{-j} / \partial \bar{s}_j > 0$. As a consequence, the net effect on the network externality is a priori ambiguous, since average compatibility decreases for input j while it increases for all the other inputs $-j$.

The extent to which standards can bring the equilibrium allocation closer to the efficient one is inherently a quantitative question, which hinges upon the specific market structure. Figure 3a shows that standards can be a very powerful instrument for some market structures. Furthermore, Figure 3b shows that the social planner would choose a tight standard, binding for most firms. Relative to what could be achieved with a targeted instrument, the optimal standard implies that the most productive firms are less specialized (more compatible) than efficient, while the least productive ones are more specialized (less compatible) than in the first-best allocation. In Table A.1, we explore how both the optimal level of standards and their welfare effects vary with the structural parameters of the economy. Implementing optimal standards is more effective in bringing the economy closer to its efficient benchmark the higher the search efficiency, the lower the disruption probability, and the lower the production complexity.

5 Relation to Empirical Evidence

We conclude by highlighting how our model can rationalize existing empirical evidence. First, our modeling of supply chains as complex final production processes involving multiple complementary inputs is consistent with the shock-propagation patterns observed after the 2011 Tohoku Earthquake, as documented by Boehm et al. (2019) and Carvalho et al. (2021). In particular, Boehm et al. (2019) find that “*the strong complementarity across material inputs implied that non-Japanese imported input use also fell nearly proportionately, thereby propagating the shock to other upstream firms.*” In our dynamic model with link destruction, a shock that disrupts a supplier link reduces, on average, the sales of other suppliers to the same final producer, because the latter is sometimes unable to replace the missing input. This empirical evidence is therefore consistent with our horizontal *network externality*. Similarly, using U.S. Compustat data, Barrot and Sauvagnat (2016) show that shocks to suppliers propagate to firms sharing common customers with the disrupted firms only when the latter produce relationship-specific inputs that are not easily substitutable. In the same vein, Sanz (2023) documents that

Figure 3: Welfare and Compatibility: first-best vs standard



Note: Panel a) reports in solid blue aggregate welfare \mathcal{W} for each mandated standard (i.e., cap on specialization) ranging from the lowest to the highest specialization in laissez faire equilibrium. The upper bound in dashed red represents the maximum steady-state welfare, the lower bound in dot-dashed black represents the equilibrium welfare with no standards in place (laissez faire). Welfare is measured in consumption equivalent variation. Panel b) displays the compatibility probability function under three scenarios: in the mandated standard equilibrium, $\phi(s^*(z); \bar{s})$, $\phi(s^*(z))$ (solid blue); in the efficient allocation, $\phi(\mathcal{S}(z))$ (dashed red); and in laissez-faire equilibrium (dot-dashed black). The background data are generated from a quantitative version of the dynamic model assuming a monthly link disruption probability $\delta = 10\%$, a monthly number of potential suppliers screened of $\lambda = 20$, and a number of critical inputs sourced in the market $N = 3$. The equilibrium input finding probability equals $f = 62\%$.

American firms with global supply chains reduce the number of shipments of “specialized” (i.e., with a few potential suppliers worldwide) inputs by 73% in the month following a flood hitting their input provider – the reduction being negligible for generic inputs due to supplier switching. These findings provide an important validation of our dynamic notion of resilience: supplier-link disruptions translate into supply chain disruptions only if the final producer is unable to replace the broken link. The probability of replacement is inversely related to the degree of specialization of the respective input.

Using firm-to-firm transaction data from India, Khanna et al. (2022) document that (i) robustness of final production is positively correlated with the specialization of intermediate inputs, and (ii) final producers whose suppliers were more exposed to Covid-19 restrictions reduced output and input purchases, as some supplier links were severed and replacements could not be found. Fact (i) aligns with the endogenous choice of input specialization in our dynamic model (19)–(28): the higher the robustness of the final producer–supplier link, the higher the optimal specialization. Fact (ii) reinforces the idea that replacing missing input providers is costly (in terms of final output) and time-consuming.

6 Conclusions

In this paper, we study a model of frictional supply chain formation where heterogeneous intermediate producers choose the specialization of their goods. Higher specialization increases productivity but reduces the trading probability. We model supply chains as complex production

processes in which multiple complementary inputs must be sourced for final production to take place. This framework delivers a well-defined notion of supply chain resilience, *i.e.*, the speed at which final production recovers following disruptions. In the model, supply chain resilience is negatively affected by the average specialization of goods, the extent of search frictions, and the complexity of the production process.

We study the efficiency properties of equilibrium specialization. We show that the combination of endogenous specialization and price-posting in frictional markets with simultaneous search implies that appropriability and business-stealing externalities perfectly offset each other. Still, intermediate producers fail to internalize the full reduction in social surplus induced by their specialization decisions due to a novel network externality arising from the interplay between frictional markets, endogenous specialization, and complexity in production. Single intermediate producers do not internalize how their specialization choices affect the likelihood that final production takes place, and thus, the unrealized value created by complementary inputs when final production is halted. The network externality induces over-specialization in equilibrium. Hence, supply chains are too productive during normal times, when operations run smoothly. Yet, over-specialization implies that supply chains are less resilient than efficient: when a disruption occurs, supply chains take too long to recover. A social planner would rebalance this trade-off between productivity and resilience, placing a higher weight on the latter. We characterize how a social planner can decentralize efficient supply chain resilience through a targeted transaction subsidy. The optimal subsidy schedule takes a simple form comprising an aggregate component and a targeting element that is decreasing in the intermediate producer's productivity rank. Restricting the set of policy tools to untargeted instruments, we show that setting compatibility standards is likely an effective way to address over-specialization.

This paper sheds light on the sources of inefficiencies that are likely to affect supply chain resilience. Our analytical results call for further work to provide quantification of the qualitative mechanisms we have highlighted. An interesting avenue for future research is to revisit the social gains from vertical and horizontal integration among firms within supply chains, accounting for the network externality.

References

- Acemoglu, D. and Tahbaz-Salehi, A. (2024). The macroeconomics of supply chain disruptions. *The Review of Economic Studies*, 92(2):656–695.
- Albrecht, J., Menzio, G., and Vroman, S. (2023). Vertical differentiation in frictional product markets. *Journal of Political Economy Macroeconomics*, 1(3):586–632.
- Alessandria, G., Khan, S. Y., Khederlarian, A., Mix, C., and Ruhl, K. J. (2023). The aggregate effects of global and local supply chain disruptions: 2020–2022. *Journal of International Economics*, page 103788.

- Antràs, P. (2003). Firms, contracts, and trade structure. *The Quarterly Journal of Economics*, 118(4):1375–1418.
- Antràs, P. (2020). Conceptual aspects of global value chains. *The World Bank Economic Review*, 34(3):551–574.
- Antràs, P. (2023). An 'Austrian' Model of Global Value Chains. NBER Working Papers 30901, National Bureau of Economic Research, Inc.
- Antràs, P. and Chor, D. (2013). Organizing the global value chain. *Econometrica*, 81(6):2127–2204.
- Antràs, P. and De Gortari, A. (2020). On the geography of global value chains. *Econometrica*, 88(4):1553–1598.
- Antràs, P. and Helpman, E. (2006). Contractual frictions and global sourcing.
- Arkolakis, C. (2010). Market penetration costs and the new consumers margin in international trade. *Journal of Political Economy*, 118(6):1151–1199.
- Arkolakis, C., Huneus, F., and Miyauchi, Y. (2025). Production network formation, trade, and welfare. Technical report, CESifo Working Paper.
- Bai, X., Fernández-Villaverde, J., Li, Y., and Zanetti, F. (2024). The causal effects of global supply chain disruptions on macroeconomic outcomes: evidence and theory.
- Bajo, I., Bennis, F. H., and Ferrari, A. (2025). Not-so-cleansing recessions. *Working paper*.
- Baldwin, R. and Venables, A. J. (2013). Spiders and snakes: Offshoring and agglomeration in the global economy. *Journal of International Economics*, 90(2):245–254.
- Baptista, M., Gordon, M., Herrmann, C., and Pratt, A. (2021). With artificial intelligence, find new suppliers in days, not months. McKinsey’s operations practice report, McKinsey & Company.
- Baqee, D. R. (2018). Cascading Failures in Production Networks. *Econometrica*, 86(5):1819–1838.
- Bar-Isaac, H., Caruana, G., and Cuñat, V. (2012). Search, design, and market structure. *American Economic Review*, 102(2):1140–1160.
- Bar-Isaac, H., Caruana, G., and Cuñat, V. (2023). Targeted product design. *American Economic Journal: Microeconomics*, 15(2):157–186.
- Barrot, J.-N. and Sauvagnat, J. (2016). Input specificity and the propagation of idiosyncratic shocks in production networks. *The Quarterly Journal of Economics*, 131(3):1543–1592.

- Benassy, J.-P. (1996). Taste for variety and optimum production patterns in monopolistic competition. *Economics Letters*, 52(1):41–47.
- Boehm, C. E., Flaaen, A., and Pandalai-Nayar, N. (2019). Input linkages and the transmission of shocks: Firm-level evidence from the 2011 tohoku earthquake. *The Review of Economics and Statistics*, 101(1):60–75.
- Boehm, J. (2022). The impact of contract enforcement costs on value chains and aggregate productivity. *Review of Economics and Statistics*, 104(1):34–50.
- Boehm, J. and Oberfield, E. (2020). Misallocation in the market for inputs: Enforcement and the organization of production. *The Quarterly Journal of Economics*, 135(4):2007–2058.
- Boehm, J., South, R., Oberfield, E., and Waseem, M. (2024). The network origins of firm dynamics: Contracting frictions and dynamism with long-term relationships.
- Brakman, S. and Heijdra, B. J. (2001). *The monopolistic competition revolution in retrospect*. Cambridge University Press.
- Burdett, K. and Judd, K. L. (1983). Equilibrium price dispersion. *Econometrica: Journal of the Econometric Society*, pages 955–969.
- Burdett, K. and Mortensen, D. T. (1998). Wage differentials, employer size, and unemployment. *International Economic Review*, pages 257–273.
- Capponi, A., Du, C., and Stiglitz, J. E. (2024). Are supply networks efficiently resilient? Working Paper 32221, National Bureau of Economic Research.
- Carreras-Valle, M.-J. (2023). Increasing inventories: The role of delivery times.
- Carreras-Valle, M.-J. and Ferrari, A. (2025). The cost of delivery delays. In *AEA Papers and Proceedings*, volume 115. American Economic Association 2014 Broadway, Suite 305, Nashville, TN 37203.
- Carvalho, V., Elliott, M., and Spray, J. (2023). Network bottlenecks and market power. *Working Paper*.
- Carvalho, V. M., Nirei, M., Saito, Y. U., and Tahbaz-Salehi, A. (2021). Supply chain disruptions: Evidence from the great east japan earthquake. *The Quarterly Journal of Economics*, 136(2):1255–1321.
- Chen, w., Fan, J., and Luo, W. (2023). Trade and technology compatibility in general equilibrium. *SSRN Electronic Journal*.
- Chor, D. and Ma, L. (2025). The aggregate welfare and trade implications of contracting frictions in global sourcing. Working Paper 34044, National Bureau of Economic Research.

- Dhingra, S. and Morrow, J. (2019). Monopolistic competition and optimum product diversity under firm heterogeneity. *Journal of Political Economy*, 127(1):196–232.
- Diamond, P. A. (1971). A model of price adjustment. *Journal of economic theory*, 3(2):156–168.
- Dixit, A. K. and Stiglitz, J. E. (1975). Monopolistic competition and optimum product diversity, university of warwick. *Economic Research Paper*, 64.
- Dixit, A. K. and Stiglitz, J. E. (1977). Monopolistic competition and optimum product diversity. *The American economic review*, 67(3):297–308.
- Drentin, R., Khushalani, S., Kloos, C., and Misra, P. (2024). Where procurement is going next. Mckinsey’s operations practice report, McKinsey & Company.
- Eaton, J., Jinkins, D., Tybout, J. R., and Xu, D. (2022). Two-sided search in international markets. Working Paper 29684, National Bureau of Economic Research.
- Ekerdt, L. and Wu, K.-J. (2023). The rise of specialized firms. *Working paper*.
- Elliott, M., Golub, B., and Leduc, M. V. (2022). Supply network formation and fragility. *American Economic Review*, 112(8):2701–47.
- Esala, L. (2024). Supply chain dynamics with search frictions. Working paper.
- Ethier, W. J. (1982). National and international returns to scale in the modern theory of international trade. *The American Economic Review*, 72(3):389–405.
- Ferrari, A. (2022). Inventories, demand shocks propagation and amplification in supply chains. *Working paper*.
- Fontaine, F., Martin, J., and Mejean, I. (2023). *Frictions and adjustments in firm-to-firm trade*. Centre for Economic Policy Research.
- Grossman, G. M., Helpman, E., and Lhuillier, H. (2023). Supply chain resilience: Should policy promote international diversification or reshoring? *Journal of Political Economy*, 131(12):3462–3496.
- Grossman, G. M., Helpman, E., and Sabal, A. (2024). Optimal resilience in multitier supply chains. *The Quarterly Journal of Economics*, 139(4):2377–2425.
- Hart, O. and Moore, J. (1990). Property rights and the nature of the firm. *Journal of political economy*, 98(6):1119–1158.
- Hosios, A. J. (1990). On The Efficiency of Matching and Related Models of Search and Unemployment. *The Review of Economic Studies*, 57(2):279–298.
- Huang, H., Manova, K. B., Pisch, F., and Perelló, O. (2022). Firm heterogeneity and imperfect competition in global production networks. *Working Paper*.

- Khanna, G., Morales, N., and Pandalai-Nayar, N. (2022). Supply chain resilience: Evidence from indian firms. Working Paper 30689, National Bureau of Economic Research.
- Kim, S.-J. and Shin, H. S. (2023). Theory of supply chains: a working capital approach. BIS Working Papers 1070, Bank for International Settlements.
- Kiyotaki, N. and Wright, R. (1993). A search-theoretic approach to monetary economics. *American Economic Review*, 83(1):63–77.
- Klein, B., Crawford, R. G., and Alchian, A. A. (1978). Vertical integration, appropriable rents, and the competitive contracting process. *The journal of Law and Economics*, 21(2):297–326.
- Kopytov, A., Mishra, B., Nimark, K., and Taschereau-Dumouchel, M. (2024). Endogenous production networks under supply chain uncertainty. *Econometrica*, 92(5):1621–1659.
- Kremer, M. (1993). The o-ring theory of economic development. *Quarterly Journal of Economics*, 108(3):551–575.
- Krishna, V. (2009). *Auction theory*. Academic press.
- Lenoir, C., Martin, J., and Mejean, I. (2022). Search frictions in international goods markets. *Journal of the European Economic Association*, 21(1):326–366.
- Levine, D. K. (2012). Production chains. *Review of Economic Dynamics*, 15(3):271–282.
- Mangin, S. and Julien, B. (2021). Efficiency in search and matching models: A generalized Hosios condition. *Journal of Economic Theory*, 193(C).
- Mankiw, N. G. and Whinston, M. D. (1986). Free entry and social inefficiency. *The RAND Journal of Economics*, pages 48–58.
- Martin, J., Mejean, I., and Parenti, M. (2023). Relationship stickiness, international trade, and economic uncertainty. *The Review of Economics and Statistics*, pages 1–45.
- Meier, M. (2020). Supply chain disruptions, time to build, and the business cycle. Technical report, University of Bonn and University of Mannheim, Germany.
- Menzio, G. (2023). Optimal Product Design: Implications for Competition and Growth Under Declining Search Frictions. *Econometrica*, 91(2):605–639.
- Miroudot, S. (2020). *COVID-19 and trade policy: Why turning inward won't work*, chapter 9, pages 117–130. CEPR Press.
- Miyauchi, Y. (2024). Matching and agglomeration: Theory and evidence from japanese firm-to-firm trade. *Econometrica*, 92(6):1869–1905.
- Nunn, N. (2007). Relationship-specificity, incomplete contracts, and the pattern of trade. *The quarterly journal of economics*, 122(2):569–600.

- Oberfield, E. (2018). A theory of input - output architecture. *Econometrica*, 86(2):559–589.
- Parenti, M., Ushchev, P., and Thisse, J.-F. (2017). Toward a theory of monopolistic competition. *Journal of Economic theory*, 167:86–115.
- Pissarides, C. (2000). *Equilibrium Unemployment Theory, 2nd Edition*. The MIT Press.
- Rauch, J. E. (1999). Networks versus markets in international trade. *Journal of international Economics*, 48(1):7–35.
- Rogerson, W. P. (1992). Contractual solutions to the hold-up problem. *The Review of Economic Studies*, 59(4):777–793.
- Sanz, L. (2023). Building corporate resilience to specialized input disruptions. *Working paper*.
- Spence, M. (1976). Product selection, fixed costs, and monopolistic competition. *The Review of economic studies*, 43(2):217–235.
- Tirole, J. (1999). Incomplete contracts: Where do we stand? *Econometrica*, 67(4):741–781.
- White House (2021). Biden-harris administration announces supply chain disruptions task force to address short-term supply chain discontinuities. Technical report, White House.
- Williamson, O. E. (1979). Transaction-cost economics: the governance of contractual relations. *The journal of Law and Economics*, 22(2):233–261.
- Zhelobodko, E., Kokovin, S., Parenti, M., and Thisse, J.-F. (2012). Monopolistic competition: Beyond the constant elasticity of substitution. *Econometrica*, 80(6):2765–2784.

Appendix

A Additional Details and Derivations

A.1 Definition of Expectation Operators

Throughout the text, the expectation operator $\mathbb{E}[\cdot]$ refers to the productivity distribution $\Gamma(z)$:

$$\mathbb{E}[X] \equiv \int_{\underline{z}}^{\bar{z}} X(z) \gamma(z) dz.$$

The expectation operator $\mathbb{E}_{\max\{\bar{z}\}}$ refers to the productivity distribution of the highest-surplus-offering compatible intermediate producer:

$$\mathbb{E}_{\max\{\bar{z}\}}[X] \equiv \int_{\underline{z}}^{\bar{z}} X(\tilde{z}) e^{-\lambda \hat{\phi}(\tilde{z}, \bar{z})} \lambda \phi(s(\tilde{z})) \gamma(\tilde{z}) d\tilde{z}.$$

The expectation operator $\mathbb{E}_{\max\{\bar{z}\}|\bar{z} \leq z}$ refers to the productivity distribution of the highest-surplus-offering compatible intermediate producer with lower productivity than z :

$$\mathbb{E}_{\max\{\bar{z}\}|\bar{z} \leq z}[X] \equiv \int_{\underline{z}}^z X(\tilde{z}) e^{-\lambda \hat{\phi}(\tilde{z}, z)} \lambda \phi(s(\tilde{z})) \gamma(\tilde{z}) d\tilde{z}.$$

Finally, the expectation operator $\hat{\mathbb{E}}[\cdot]$ refers to the productivity distribution of active matches:

$$\hat{\mathbb{E}}[X] \equiv \frac{\mathbb{E}_{\max\{\bar{z}\}}}{f} = \int_{\underline{z}}^{\bar{z}} X(\tilde{z}) \frac{e^{-\lambda \hat{\phi}(\tilde{z}, \bar{z})} \lambda \phi(s(\tilde{z})) \gamma(\tilde{z})}{1 - e^{-\lambda \bar{\phi}}} d\tilde{z}.$$

The first-order condition of the intermediate producer problem (6) with respect to the surplus offered to final producers reads:

$$\lambda \bar{\phi} G'(x) [A(s; z) - x] = 1. \quad (\text{A.1})$$

Let $\mathcal{H}(z)$ denote the equilibrium distribution of surplus offered to final producers, i.e., $\mathcal{H}(z) \equiv G(x^*(z))$. Under the guess that $x^{*'}(z) > 0$, the equilibrium distribution of surplus offered to final producers equals the distribution of productivity weighted by the compatibility probability function, i.e., $\mathcal{H}(z) = \hat{\phi}(z, z) / \bar{\phi}$. It follows that $G'(x(z)) = \frac{\mathcal{H}'(z)}{x'(z)}$ and $\mathcal{H}'(z) = \frac{\phi(s(z)) \gamma(z)}{\bar{\phi}}$. Substituting for these expressions into (A.1) yields the differential equation characterizing the policy function $x^*(z)$ reported in the main text (7). From that expression, it is apparent that $x^{*'}(z) > 0$, which allows verifying the initial guess.

A.2 Generalized Production Function

In this section, we show how our final production structure can be derived from a more general class of models characterized by complementarity across indivisible production inputs.

Each final producer i operates a constant-elasticity-of-substitution (CES) production function combining $N > 1$ complementary inputs into a consumption good:

$$Y_i = \left(\sum_{j=1}^N A_j \right)^{-\frac{1}{\eta}+1} \left(\sum_{j=1}^N A_j y_j^\eta \right)^{\frac{1}{\eta}}, \quad (\text{A.2})$$

where $\eta \leq 0$. The first multiplier makes sure that final producers exhibit no (dis-)like for variety.

Final producers solve the following profit maximization problem:

$$\pi_i = \max_{y_j \in \mathbb{N}\mathbb{1}_j} Y_i - \sum_{j=1}^N p_j y_j. \quad (\text{A.3})$$

A final producer can demand any quantity from an intermediate producer of good j with whom she is connected, i.e., for which $\mathbb{1}_j = 1$. Demand for each intermediate good is subject to an integer constraint, reflecting the indivisibility of goods typically traded in supply chains (e.g., engines, tires, chassis). The optimal demand for an intermediate good j reads:

$$y_j^* : \begin{cases} Y(y_j^*; \mathbf{y}_{-j}^*) - Y(y_j^* - 1; \mathbf{y}_{-j}^*) \geq p_j, \\ Y(y_j^* + 1; \mathbf{y}_{-j}^*) - Y(y_j^*; \mathbf{y}_{-j}^*) < p_j. \end{cases}$$

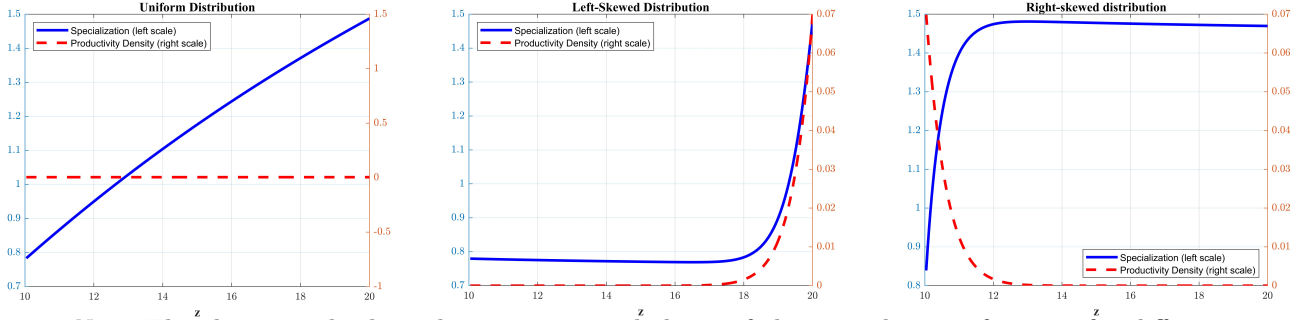
If the distribution of quality-adjusted prices, p_j/A_j , has sufficiently low variance – which is the case in equilibrium if the variance of the intermediate productivity distribution is small –, then the optimal demand for each intermediate good is price-insensitive – just like in our baseline Leontief specification of the production function. Hence, output varies across final producers only because of the value of inputs sourced:

$$y_j^* = y^* \forall j \implies Y_i = \mathcal{Q}_i y^*, \quad \mathcal{Q}_i \equiv \sum_j A_j.$$

According to this generalized CES production function, the input values A_j increase the *quantity* of final production by the respective final producers, being the quality of the final good constant. Hence, this economy differs from our baseline only in terms of quantities produced, while being observationally equivalent as far as total expenditures and welfare are concerned.

A.3 Specialization Function

Figure A.1: Specialization function: the role of the productivity distribution



Note: The three panels show the cross-sectional shape of the specialization function for different productivity distributions. The left panel considers a uniform distribution $z \sim U[10, 20]$, the middle panel a left-skewed shifted Beta distribution $z \sim \mathcal{B}(1, 18; 10, 20)$, the right panel a right-skewed shifted Beta distribution $z \sim \mathcal{B}(18, 1; 10, 20)$. All the other structural parameters are the same across panels.

Figure A.1 shows how the specialization function is influenced by the shape of the productivity distribution. With a uniform density (right panel), specialization is (approximately) linearly increasing in productivity. A left-skewed productivity distribution (middle panel) entails a non-monotonic behavior of specialization, which is decreasing in productivity for low productivity levels and exponentially increasing thereafter. Symmetrically, a right-skewed productivity distribution (right panel) gives rise to a mirror-like, nonmonotonic behavior of specialization, which is strongly increasing in productivity for low productivity levels and then gradually decreasing. The qualitative differences across productivity distributions stress the importance of firm heterogeneity as a determinant of specialization choices.

A.4 Interpretation of Optimal Surplus Offered from Auction Theory

Our optimal surplus offered function is the solution to a first-price sealed-bid auction with an unknown number of bidders. For given specialization function, let $v(z)$ be the valuation of a successful match by an intermediate producer of productivity z . An intermediate producer with productivity z offering surplus x makes expected operating profits:

$$\begin{aligned} \Pi(x; z) &= \phi(z) \left(\sum_{k=0}^{\infty} m_k G(x)^k \right) f^{N-1}(v(z) - x) \\ &= \phi(z) f^{N-1} \theta \lambda \sum_{k=0}^{\infty} p_k G(x)^k (v(z) - x), \end{aligned}$$

where $p_k \equiv e^{-\lambda \bar{\phi}} \frac{(\lambda \bar{\phi})^k}{k!}$ denotes the probability that the number of other compatible intermediate producers contacted by a final producer is k , which follows a Poisson distribution. Setting the

first-order condition with respect to x to zero yields:

$$\sum_{k=0}^{\infty} p_k G(x)^k = (v(z) - x) \sum_{k=0}^{\infty} p_k k G(x)^{k-1} G'(x).$$

We follow the same steps as in the main text by guessing that the optimal offered surplus is monotonically increasing in productivity, i.e., $x'(z) > 0$, and defining the equilibrium offered surplus distribution as $H(z) = G(x(z))$. Substituting into the optimality condition yields:

$$x'(z) \sum_{k=0}^{\infty} p_k H(z)^k = (v(z) - x(z)) \sum_{k=0}^{\infty} p_k k H(z)^{k-1} H'(z).$$

Solving the differential equation with boundary condition $x(\underline{z}) = 0$, we obtain the standard expression for the optimal bidding strategy in first-price sealed-bid auctions with an unknown number of bidders (Krishna, 2009):

$$x^*(z) = \frac{1}{\sum_{k=0}^{\infty} p_k(z) H^k(z)} \int_{\underline{z}}^z v(\tilde{z}) \sum_{k=0}^{\infty} p_k(\tilde{z}) dH^k(\tilde{z}) = \mathbb{E}_{\max \tilde{z} | \tilde{z} < z} [v(\tilde{z})]. \quad (\text{A.4})$$

Since $v(z) = A(s(z); z)$, it follows that the productivity density of the highest-surplus-offering compatible intermediate producer with lower productivity than z equals $\frac{\sum_{k=0}^{\infty} p_k dH^k(\tilde{z})}{\sum_{k=0}^{\infty} p_k H^k(z)}$.

Unlike standard auction theory, the distribution of the number of bidders is not taken as given in our model but pinned down by the extent of (exogenous) search frictions and (endogenous) compatibility frictions. Therefore, it is instructive to break down (A.4) further into a weighted average of states of the world where the final producer is able to locate lower-productivity competitors and where is not:

$$x^*(z) = \Pr(m(z) = 0)0 + \Pr(m(z) = 1)\mathbb{E}_{\max\{\tilde{z} | \tilde{z} \leq z, m(z)=1} [A(s(\tilde{z}); \tilde{z})],$$

where $m(z) = \mathbb{1}\{\text{final producer contacts at least one firm w/ productivity } \leq z\}$. From this formulation, it is apparent how the optimal surplus offered equals the expected outside option of a final producer. With probability $\Pr(m(z) = 0) = e^{-\lambda \hat{\phi}(\underline{z}, z)}$, a final producer does not meet any compatible intermediate producer with productivity lower than z , in which case the final producer's outside option when meeting an intermediate producer with productivity z boils down to her reservation surplus, that is, zero. With complementary probability, the final producer meets at least one compatible intermediate producer with lower productivity than z , in which case the final producer's outside option when meeting an intermediate producer with productivity z equals the maximum surplus the best of such firms can afford offering, that is, the expected highest match value among firms with lower productivity than z .

A.5 Bargaining Model

Our baseline model of specialization posits that intermediate producers post the price of their goods (or, interchangeably, set the offered surplus) *ex ante*, *i.e.*, before meeting a final producer. In this section, we explore the alternative trading protocol based on *ex post* bargaining.

We study a model that is otherwise the same as our static baseline, but let the transaction price be determined by Nash bargaining upon meeting between a final producer and a compatible intermediate producer. We assume that final producers can observe the total surplus v from matching with any intermediate producer they meet. Let $\xi \in [0, 1]$ denotes the exogenous bargaining power weight of final producers in surplus-splitting negotiations. Formally,

$$x^*(v) = \operatorname{argmax}_x (x - \omega(v; \vec{v}_k))^\xi (v - x)^{1-\xi},$$

where $\omega(v; \vec{v}_k)$ denotes the outside option of a final producer which is contact with k compatible intermediate producers with less total surplus than v .

To align the final producer's outside option in the two models, we assume that, while negotiating with the highest-surplus compatible intermediate producer, final producers keep the option of bargaining with the other less productive compatible intermediate producers they are in contact with. According to the Nash bargaining protocol, the surplus accruing to the final producer therefore equals:

$$x^*(v) = \xi v + (1 - \xi)\omega(v; \vec{v}_k),$$

where the final producer's outside option in bargaining equals the total match surplus of the second best compatible intermediate producer, *i.e.*, $\omega(v; \vec{v}_k) = \max\{v_1, \dots, v_k\}$.³⁰

According to this market structure, expected operating profits of intermediate producers with productivity z choosing total surplus v equal:

$$\begin{aligned} \Pi(v; z) &= \phi(s(v; z)) f^{N-1} \left(\sum_{k=0}^{\infty} m_k \mathcal{G}(v)^k (1 - \xi) (v - \mathbb{E}[\omega(v; \vec{v}_k)]) \right) \\ &= \theta \lambda \phi(s(v; z)) f^{N-1} (1 - \xi) \left(\sum_{k=0}^{\infty} e^{-\lambda \bar{\phi}} \frac{(\lambda \bar{\phi})^k}{k!} \mathcal{G}(v)^k (v - \mathbb{E}[\omega(v; \vec{v}_k)]) \right), \end{aligned}$$

where $\mathcal{G}(v)$ denotes the distribution of total surplus and $\mathbb{E}[\omega(v; \vec{v}_k)] \equiv \int_v^v \tilde{v} \frac{k \mathcal{G}'(\tilde{v}) \mathcal{G}(\tilde{v})^{k-1}}{\mathcal{G}(v)} d\tilde{v}$ denotes the expected final producer's outside option when bargaining with an intermediate producer of productivity z , while being in contact with k other compatible intermediate producers.

Optimal total surplus (or, interchangeably, optimal specialization) solves the following in-

³⁰Since intermediate producers have zero outside option at the bargaining stage, the second best compatible intermediate producer is indifferent between not trading with the final producer and offering him the entire match surplus.

intermediate producer's problem:

$$v^*(z) = \operatorname{argmax}_v \Pi(v; z) - wq(s(v; z)).$$

Substituting for $v(z) = A(s(z); z)$, equilibrium total surplus/specialization solves:

$$\theta \lambda \mathcal{P}(z; N)(1 - \xi) \left[A'(s^*(z)) + \frac{\phi'(s^*(z))}{\phi(s^*(z))} (A(s^*(z); z) - \mathbb{E}[\omega(z)]) \right] = wq'(s^*(z)), \quad (\text{A.5})$$

where we made use of the facts that $\sum_{k=0}^{\infty} e^{-\lambda \bar{\phi}} \frac{(\lambda \bar{\phi})^k}{k!} \frac{\partial \mathcal{G}(v)}{\partial v} (v - \mathbb{E}[\omega(v; \vec{v}_k)]) = \sum_{k=0}^{\infty} e^{-\lambda \bar{\phi}} \frac{(\lambda \bar{\phi})^k}{k!} k \frac{G'(v)}{G(v)} (v - \mathbb{E}[\omega(v; \vec{v}_k)]) = \sum_{k=0}^{\infty} e^{-\lambda \bar{\phi}} \frac{(\lambda \bar{\phi})^k}{k!} \mathcal{G}(v)^k \frac{\partial \mathbb{E}[\omega(v; \vec{v}_k)]}{\partial v}$ and $\sum_{k=0}^{\infty} e^{-\lambda \bar{\phi}} \frac{(\lambda \bar{\phi})^k}{k!} \mathcal{G}(v)^k \mathbb{E}[\omega(v; \vec{v}_k)] = e^{-\lambda \bar{\phi}(1 - \mathcal{G}(v))} \mathbb{E}[\omega(v)]$ and $\left(\frac{\partial s(v; z)}{\partial v} \right)^{-1} = A'(s(z))$. Notice that the expected outside option $\mathbb{E}[\omega(z)]$ equals the surplus offered to final producers in our baseline model, i.e., $\mathbb{E}[\omega(z)] = \mathbb{E}_{\max\{\bar{z}\} | \max\{\bar{z}\} \leq z} [A(s(z); z)]$.

Comparing (A.5) with (8), we observe that the two coincide up to the intermediate producer's bargaining power weight multiplying the marginal benefit of specialization. Therefore, the bargaining model nests our baseline model if intermediate producers enjoy all the bargaining power, i.e., $\xi = 0$.

Since the planner is indifferent as to how the total surplus is split, efficient specialization is still determined by (11). This allows us to establish the following proposition.

Proposition A.1 (Efficiency of the Static Economy with Bargaining). *The equilibrium is constrained efficient if and only if production is not complex, i.e. $N = 1$, and intermediate producers hold all bargaining power, i.e., $\xi = 0$.*

Since the network externality pushes towards over-specialization and bargaining frictions push towards under-specialization, there may be a bargaining power weight ξ^* such that the two externalities cancel out. However, notice that the bargaining power weight is independent of the trading counterpart, whereas the network externality is firm-specific. Hence, no bargaining power weight decentralizes the efficient allocation. If bargaining power weights depended on the productivity of the intermediate producer involved in the transaction, the schedule of bargaining power weights that implements the efficient allocation would be:

$$\xi^*(z) = \frac{(N - 1) \exp\{-\lambda \hat{\phi}(\underline{z}, z)\} \hat{\mathbb{E}}[A(s^*(\tilde{z}); \tilde{z})]}{A'(s^*(z)) + \frac{\phi'(s^*(z))}{\phi(s^*(z))} \left(A(s^*(z); z) - \mathbb{E}_{\max\{\bar{z}\} | \max\{\bar{z}\} < z} [A(s^*(z); z)] \right)}.$$

A.6 In-House Production Model

Suppose final producers can produce any intermediate good of value \underline{A} in-house at cost $F > \underline{A}$. Since the surplus from producing intermediate goods in-house $\Delta \equiv F - \underline{A}$ is negative, they find it optimal to search the market for external providers of each input. If search for some input is unsuccessful, the final producer find it optimal to produce the missing input(s) in-house if and

only if:

$$MF \leq \sum_{n=1}^{N-M} x_n + M\underline{A} \iff \Delta \leq \frac{1}{M} \sum_{n=1}^{N-M} x_n,$$

where $M \in [1, N]$ is the number of missing inputs (conditional on missing some input). Intuitively, a final producer produces the missing inputs in-house if the net cost of doing so (the left-hand side) is lower than the realized surplus from the other inputs (the right-hand side).

Let $K(\cdot)$ be the equilibrium distribution of $\frac{1}{M} \sum_{n=1}^{N-M} x_n$, with support $[0, (N-1)x(\bar{z})]$. Under the intermediate producers' standpoint, the conditional trading probability becomes:

$$\begin{aligned} \mathcal{P}(s, x; N) \equiv & \phi(s) [1 - G(x)] [f^{N-1} + (1 - f^{N-1})(1 - K(\Delta))] \\ & \phi(s) [1 - G(x)] [1 - K(\Delta)(1 - f^{N-1})]. \end{aligned}$$

Since $K(\Delta) < 1$, the network externality operates even if final producers are allowed to produce inputs in-house.

Moreover, the decision to turn on in-house production brings about a further inefficiency due to a hold-up problem. Indeed, a social planner would activate in-house production if and only if:

$$MF \leq \sum_{n=1}^{N-M} A_n + M\underline{A} \iff \Delta \leq \frac{1}{M} \sum_{n=1}^{N-M} A_n,$$

Since $A_n \geq x_n \forall n$, in-house production is turned on too infrequently in equilibrium – for given specialization function.³¹

The equilibrium with in-house production is constrained efficient if turning on in-house production is costless on net, i.e., $\Delta = 0$.

A.7 Dynamic Model

The first-order condition with respect to the surplus offered at time t of the profit maximization problem of intermediate producers (17) is:

$$[1 + \beta(1 - \delta)] \frac{\partial}{\partial x_t} [\theta_t \lambda \mathcal{P}(s_t, x_t; N) (A(s_t; z) - x_t)] = 0.$$

Developing the derivative allows recovering the same first-order condition as in the static model (A.1):

$$\lambda \bar{\phi}_t G'_t(x_t) [A(s_t; z) - x_t] = 1.$$

Hence, the equilibrium surplus offered to final producers in the dynamic model is the same as in the static model.

³¹This result can be viewed as an application of Proposition A.5.

The equilibrium of the dynamic model in Section 3 is given by the following system of equations:

$$x^*(z) = \mathbb{E}_{\max\{\tilde{z}\}|\tilde{z}\leq z}[A(s^*(\tilde{z}); \tilde{z})],$$

$$\mathcal{D}(z; N) \left[A'(s^*(z)) + \delta[1 + \beta(1 - \delta)] \frac{\phi'(s^*(z))}{\phi(s^*(z))} (A(s^*(z); z) - x^*(z)) \right] = wq'(s^*(z)),$$

$$1 - \frac{\psi}{w} = Nm\bar{q}, \quad (\text{A.6})$$

$$C = \mu(f; N) f^N \frac{1}{\delta} N \hat{\mathbb{E}}[A(s^*(\tilde{z}); \tilde{z})]. \quad (\text{A.7})$$

The equilibrium conditions represent the optimal surplus offered to final producers and optimal specialization, and the labor and goods market clearing conditions, respectively.

A.8 Dynamic Model with Link Destruction

Let $\mu^A \in (0, 1)$ denote the share of active final producers at the production stage. It follows that the share of searching final producers equals $\mu = (1 - \mu_{(-1)}^A) + \delta\mu_{(-1)}^A$. The dynamics of μ^A is governed by the following law of motion:

$$\mu^A = 1 - \left[\left(1 - \prod_{n=1}^N f_n \right) (1 - \nu) + (1 - f\rho(f; N - 1))\nu \right] \mu, \quad (\text{A.8})$$

where $\nu \equiv \frac{\delta\mu_{(-1)}^A}{\mu}$ is the share of searching final producers that were active in the previous period. Plugging the definition of ν into the law of motion of the share of searching final producers, we back out the relation between the share of searching final producers that were active in the previous period and the share of searching final producers:

$$\mu_{(+1)} = 1 - \mu^A + \delta\mu^A = 1 - \frac{\mu_{(+1)}\nu_{(+1)}}{\delta} + \mu_{(+1)}\nu_{(+1)} \implies \nu = \frac{\delta}{1 - \delta} \left(\frac{1}{\mu} - 1 \right).$$

Efficient Allocation The social planner solves the following recursive problem:

$$\mathcal{W}(\mathcal{D}_{(-1)}, \mu) = \max_{s_j(z)} m \sum_{n=1}^N \int D_j(z) A(s_j(z); z) \gamma(z) dz + \psi \log(1 - \ell) + \beta \mathcal{W}(\mathcal{D}, \mu_{(+1)})$$

$$\text{s.t. } D_j(z) = (1 - \delta)\rho(\mathbf{f}_{-j})D_{j(-1)}(z) + \frac{\mu_j}{m} \lambda\phi(s_j(z))e^{-\lambda\hat{\phi}(z, \bar{z})} \tilde{f}_j(\mathbf{f}_{-j}, \nu_j),$$

$$\mu_{j(+1)} = \delta + (1 - \delta) \left[\left(1 - \prod_{n=1}^N f_n \right) (1 - \nu_j) + (1 - f_j\rho(\mathbf{f}_{-j}))\nu_j \right] \mu_j,$$

$$\tilde{f}_j(\mathbf{f}_{-j}, \nu_j) = \nu_j\rho(\mathbf{f}_{-j}) + (1 - \nu_j) \prod_{n \neq j} f_n,$$

$$\nu_j = \frac{\delta}{1-\delta} \left(\frac{1}{\mu_j} - 1 \right),$$

$$\ell = m \sum_{n=1}^N \int q(s_n(z)) \gamma(z) dz,$$

where the second constraint follows from rearranging (25).

Efficient specialization of intermediate producers with productivity z is given by:

$$\begin{aligned} \mathcal{D}(z; N) & \left[A'(\mathcal{S}(z)) + [1 - (1-\delta)\rho(f; N-1)][1 + \beta(1-\delta)] \frac{\phi'(\mathcal{S}(z))}{\phi(\mathcal{S}(z))} \left(A(\mathcal{S}(z); z) \right. \right. \\ & - \mathbb{E}_{\max\{\tilde{z}\}|\tilde{z} \leq z} [A(\mathcal{S}(\tilde{z}); \tilde{z})] + \chi_1(f; N)(N-1)e^{-\lambda\hat{\phi}(\underline{z}, z)} \hat{\mathbb{E}}[A(\mathcal{S}(\tilde{z}); \tilde{z})] \\ & \left. \left. - \chi_2(f; N) \frac{\beta(1-\delta)}{1+\beta(1-\delta)} f^N N e^{-\lambda\hat{\phi}(\underline{z}, z)} \hat{\mathbb{E}}[A(\mathcal{S}(\tilde{z}); \tilde{z})] \right) \right] = \frac{\psi}{1 - Nm\bar{q}} q'(\mathcal{S}(z)). \end{aligned} \quad (\text{A.9})$$

where the multipliers $\chi_1(f; N) > 0$ and $\chi_2(f; N) \leq 0$ are defined

$$\begin{aligned} \chi_1(f; N) & \equiv 1 - \nu \frac{\rho(f; N) - \delta f \rho(f; N-2)}{\tilde{f}(f, \nu)} + (1-\delta) \frac{\delta f \rho(f; N-2)}{1 - (1-\delta)\rho(f; N-1)} > 0, \\ \chi_2(f; N) & \equiv \left(1 - \frac{\rho(f; N-1) - f^{N-1}}{\tilde{f}(f; N-1)} \frac{\delta}{(1-\delta)\mu(f; N)} \right) \left[(1 - \nu(f; N)) + \frac{\nu(f; N)}{N} \left(\frac{\rho(f; N-1)}{f^{N-1}} + \right. \right. \\ & \left. \left. (N-1)\delta \frac{\rho(f; N-2)}{f^{N-2}} \right) \right]. \end{aligned}$$

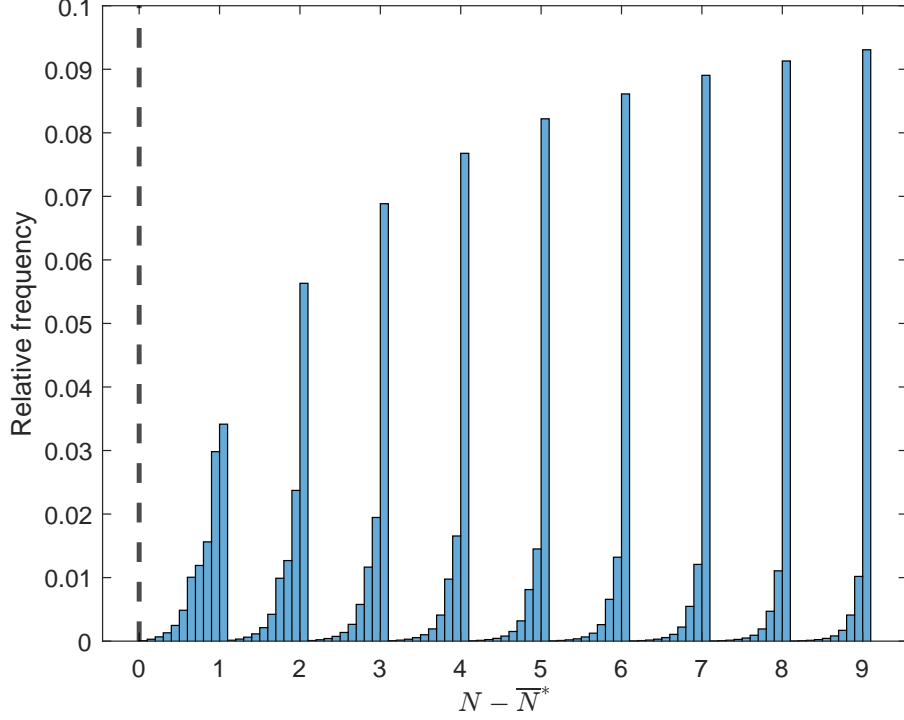
The multiplier $\chi_1(f; N) > 0$ discounts the network externality of the baseline dynamic model by the fact that a share ν of final searching producers need to source less than N inputs in the market (second term) and inflates it for the fact that existing customers have a lower probability of being active the higher the specialization of other inputs (third term). The multiplier of the search externality, $\chi_2(f; N)$, features two distinct components. The first multiplier discounts the search externality of the baseline dynamic model by the fact that a higher share of searching final producers, μ , tilts the composition of the pool of searching final producers to those that were inactive in the previous period, which have a lower probability of being active. The second multiplier adjusts the probability that a searching final producer is active in the baseline dynamic model, f^N , for the composition of the pool of searching final producers. The two multipliers pushes the search externality in opposite directions, so their net effect is qualitatively ambiguous.

Since the direction of inefficiency in equilibrium specialization is hard to characterize analytically in the dynamic model with link destruction, we resort to numerical analysis to prove that the equilibrium allocation displays over-specialization if the production process is complex.

To do that, let $N^*(f, \delta, N, \beta) \equiv \left(1 - f^N \frac{\beta(1-\delta)}{1+\beta(1-\delta)} \frac{\chi_2(f; N)}{\chi_1(f; N)} \right)^{-1}$. By Proposition 6, if $N - N^*(f, \delta, N, \beta) = 0$, then the equilibrium allocation is constrained efficient. If $N - N^*(f, \delta, N, \beta) > 0$, then the equilibrium displays over-specialization. We aim to bound $N^*(f, \delta, N, \beta)$ from above for any combination of the structural parameters *and* in the domain of the endoge-

nous input finding probability, i.e., $f \in (0, 1)$. Spanning the entire domain of f allows us to make a global statement – independent of specific functional form assumptions. First, we reduce the parameter space by noting that $\frac{\beta(1-\delta)}{1+\beta(1-\delta)} \in (0, \frac{1}{2})$. Then, we compute numerically $N - \bar{N}^*(f, \delta, N) \equiv N - \left(1 - f^{N \frac{1}{2} \frac{\chi_2(f; N)}{\chi_1(f; N)}}\right)^{-1}$ for every (δ, f, N) combination. Results are displayed in Figure (A.2).

Figure A.2: Numerical check of over-specialization condition



Note: The histogram reports the relative frequency of the values of $N - \bar{N}^*(f, \delta, N)$ for any combination of $\delta, f \in \{0.001, 0.002, 0.003, \dots, 0.999\}$ and $N \in \{2, 3, 4, \dots, 10\}$.

Since the minimum value of $N - \bar{N}^*(f, \delta, N)$ detected is strictly positive, our numerical exercise allows us to conclude that, for any parametrization, the equilibrium of the dynamic model with link destruction displays over-specialization if the production process is complex.

A.9 Strategies to mitigate the impact of supplier breakdowns

In this section we examine two key strategies that final producers can adopt to mitigate the impact of supplier breakdowns: maintaining inventories and sourcing inputs from multiple intermediate producers (multi-sourcing). Our goal is to determine whether these strategies can prevent firm-level disruptions caused by the inability of sourcing inputs. If they do, implementing the corresponding strategy would eliminate the network externality. Indeed, from the perspective of an intermediate producer, the probability that an attached final producer is active would be one regardless of the specialization of the other inputs.

A.9.1 Inventories

Suppose that active final producers can choose to purchase more units of each input than needed for current production, setting aside inventories as a buffer. If a supplier relationship breaks down, these inventories allow production to continue until a new supplier is found or until the stock is depleted. We further assume that inputs sourced can be used either in the current period or in the next – otherwise they perish. This implies that final producers set aside either zero or one unit of input from an input provider. However, the analysis can be generalized to accommodate any finite number of periods after which inputs perish.

Active final producers choose optimal inventories by solving the following dynamic profits maximization problem:

$$\max_{\{I_j\}_{j=1}^N \in \{0,1\}^N} \underbrace{\mathcal{Q}_i - \sum_{j=1}^N (1 + I_j)p_j}_{\pi_i(\{I_j^{(-1)}\}_{j=1}^N, \{I_j\}_{j=1}^N)} + \beta \mathbb{E} [\pi'_i(\{I_j\}_{j=1}^N)], \quad (\text{A.10})$$

where $\mathcal{Q}_i = \sum_{j=1}^N \max\{A_j^{(-1)} I_j^{\star(-1)}, A_j\}$ is the final good quality and $I_j^{\star(-1)}$ denotes optimal inventories of input j chosen in the previous period.

To highlight the basic economic forces shaping the inventory decision, we now specialize on the case where $N = 2$. The optimal inventory policy function reads:

$$\begin{aligned} I_j^* (\{A_s\}_{s=1}^N, p_j, \{I_s^*\}_{s \neq j}^N) = 1 &\iff \\ p_j < \beta \delta_j &\left([(1 - \delta_{-j}) + \delta_{-j} (f_{-j} + (1 - f_{-j}) I_{-j}^*)] f_j \Pr(A'_j \leq A_j) \mathbb{E}[A_j - A'_j | A' \leq A_j] \dots \right. \\ &+ (1 - \delta_{-j})(1 - f_j)[A_{-j} + A_j - (1 + I_{-j}^*)p_{-j}] \dots \\ &+ \delta_{-j} f_{-j}(1 - f_j)[\max\{A_{-j} I_{-j}^*, A'_{-j}\} + A_j - (1 + I_{-j}^*)p_{-j}] \dots \\ &\left. + \delta_{-j}(1 - f_{-j})(1 - f_j) I_{-j}^* [A_{-j} + A_j] \right). \end{aligned} \quad (\text{A.11})$$

The marginal cost of an additional unit of inventories is the price of the input j set by the current input provider. The marginal benefit comprises four terms – all discounted by the probability that the supplier relationship with the current input provider breaks down, δ_j . First, if the final producer is able to replace the supplier relationship in the next period, she would use the unit of inventories to produce were the new input supplier of lower value than the previous one (second row). Second, if the final producer is not able to replace the supplier relationship in the next period and the other supplier relationship does not break up, she would use the unit of inventories to continue production (third row). Third, if the final producer is not able to replace the supplier relationship in the next period and the other supplier relationship gets replaced upon breaking up, she would use the unit of inventories to continue production (third row). Finally, if also the other supplier relationship breaks down and the final producer is not able

to replace either of them in the next period, she would use the unit of inventories to continue production provided that she has set aside inventories of the other input, as well (fifth row).

Hence, inventories allows mitigating the impact of supplier breakdowns. However, if inputs are perishable, inventories cannot completely hedge final producers from disruptions. The reason is that, with positive probability, the final producer will not be able to locate a compatible intermediate producer in $n < \infty$ periods.

If inputs were not perishable, a final producer may set aside a large number of units (approaching infinity) of inventories to completely hedge from disruptions. However, this strategy would not be profit-maximizing. As apparent from (A.11), the marginal benefit of holding inventories scales with the time-discounted probability of actually using such inventories. On the other hand, the marginal cost always equals the current price. It follows that there exists an $\tilde{n} < \infty$ such that, if $n > \tilde{n}$, the marginal benefit of the n -th unit of inventories approaches zero. Hence, holding infinite inventories cannot be a profit-maximizing strategy.

Overall, inventories do not completely hedge final producers from disruptions in equilibrium. It follows that intermediate producers will always face a probability lower than one that an attached final producer is able to source all the other complementary inputs. Since this probability is decreasing in specialization, the network externality is not eliminated by endogenous inventories.

A.9.2 Multi-sourcing

Suppose final producers can establish links with multiple compatible suppliers met during a supplier search. Specifically, assume that a final producer may choose to maintain an idle backup link with the second-best compatible supplier at a fixed per-period cost c_M . If the link with the best supplier breaks down first, the final producer can immediately switch to the backup supplier and continue production. This implies that active final producers are in contact with either one or two intermediate producers of a certain input. However, the analysis can be generalized to accommodate any finite number of suppliers per input.

Let $D_j(D_j^M)$ be an indicator of link destruction with the main (backup) provider of input j . Active final producers choose the optimal number of backup links by solving the following dynamic profits maximization problem:

$$\max_{M_j \in \begin{cases} \{0,1\} & \text{if } (D_j=1, N^c > 1) \text{ or } (D_j^M=0, M_j^{*(-1)}=1) \\ \{0\} & \text{else} \end{cases}} \pi_i - c_M \sum_{j=1}^N M_j + \beta \mathbb{E} [\pi'_i (\{M_j\}_{j=1}^N)] . \quad (\text{A.12})$$

In words, final producers make a supplier search when the supplier relationship with their main input provider breaks down ($D_j = 1$). Provided that they meet more than one compatible supplier ($N^c > 1$), they can establish a backup link with the second-best compatible supplier. If they established a backup link in a past supplier search ($M_j^{*(-1)} = 1$), they can roll it over unless the link breaks for exogenous reasons ($D_j^M = 0$). To highlight the basic economic forces

shaping the multi-sourcing decision, we now specialize on the case where $N = 2$. The optimal multi-sourcing policy function reads:

$$\begin{aligned}
M_j^* (\{x_s\}_{s=1}^N, \{x_s^M\}_{s=1}^N, c_M, \{M_s^*\}_{s \neq j}^N) = 1 &\iff \\
c_M < \beta \delta_j (1 - \delta_j^M) &\left([(1 - \delta_{-j}) + \delta_{-j} (f_{-j} + (1 - f_{-j}) M_{-j}^*)] f_j G(x_j^M) \mathbb{E}[x_j^M - x'_j | x' \leq x_j^M] \dots \right. \\
&+ (1 - \delta_{-j})(1 - f_j) \left[\pi_i(x_j^M, x_{-j}^M) - c_M \sum_j M_j^{*'} \right] \dots \\
&+ \delta_{-j} f_{-j} (1 - f_j) \left[\pi_i(x_j^M, \max\{x_{-j}^M, x'_{-j}\}) - c_M \sum_j M_j^{*'} \right] \dots \\
&\left. + \delta_{-j} (1 - f_{-j})(1 - f_j) M_{-j}^* \left[\pi_i(x_j^M, x_{-j}^M) - c_M \sum_j M_j^{*'} \right] \right).
\end{aligned} \tag{A.13}$$

The optimality condition for the number of backup links shares many similarities with that of inventories (A.11). The marginal cost of an additional backup link is the per-period cost of maintaining an idle link alive, c_M . The marginal benefit comprises four terms – all discounted by the probability that the supplier relationship with the main input provider breaks down and that with the backup supplier does not, $\delta_j(1 - \delta_j^M)$. First, if the final producer is able to replace the supplier relationship in the next period, she would upgrade the backup link to main supplier were the new input supplier of lower value, thus gaining the differential surplus offered by the two (second row). Second, if the final producer is not able to replace the supplier relationship in the next period and the other supplier relationship does not break up, she would resort to the backup link to continue production (third row). Third, if the final producer is not able to replace the supplier relationship in the next period and the other supplier relationship gets replaced upon breaking up, she would resort to the backup link to continue production (third row). Finally, if also the other supplier relationship breaks down and the final producer is not able to replace either of them in the next period, she would resort to the backup link to continue production provided that she has a backup link for the other input, as well (fifth row).

Hence, multi-sourcing allows mitigating the impact of supplier breakdowns. However, if alternative input providers can be located only when performing a supplier search, multi-sourcing cannot completely hedge final producers from disruptions. The reason is that, with positive probability, the final producer will not be able to locate more than one compatible intermediate producer in a supplier search.

If final producers could search for alternative suppliers in any period (*on-the-match* search), a final producer may build up a large number of backup links (approaching infinity) to completely hedge from disruptions. However, this strategy would not be profit-maximizing. As apparent from (A.13), the marginal benefit of an additional backup link scales with the time-discounted probability of actually using such links. On the other hand, the marginal cost always equals the link maintenance cost. It follows that there exists an $\tilde{n} < \infty$ such that, if $n > \tilde{n}$, the marginal

benefit of the n -th backup link approaches zero. Hence, holding infinite backup links cannot be a profit-maximizing strategy.

Overall, multi-sourcing does not completely hedge final producers from disruptions in equilibrium. It follows that intermediate producers will always face a probability lower than one that an attached final producer is able to source all the other complementary inputs. Since this probability is decreasing in specialization, the network externality is not eliminated by endogenous multi-sourcing.

A.10 Normative analysis

Suppose a social planner can use standards as the only policy instrument. We now study how the social planner would choose a standard in the static economy of Section 2.

The optimal standard for input j solves:

$$\begin{aligned} \max_{\bar{s}} \sum_{n=1}^N \prod_{v \neq n} f(\vec{s}_v(z)) \int A(s_n(\tilde{z}); \tilde{z}) e^{-\lambda \hat{\phi}(\tilde{z}, \bar{z})} \lambda \phi(s_n(\tilde{z})) \gamma(\tilde{z}) d\tilde{z} + \psi \log \left(1 - m \sum_{n=1}^N q(s_n(\tilde{z})) \gamma(\tilde{z}) d\tilde{z} \right) \\ \text{s.t. } s_j(z) = \min\{\bar{s}_j, s_j^*(z)\} \forall j. \end{aligned}$$

Assuming that $s^{*'}(z) > 0 \forall z \in [\underline{z}, \bar{z}]$, the problem underlying the choice of the standard for input j can be expressed as follows:

$$\begin{aligned} \max_{\bar{s}_j} \prod_{v \neq j} f(\vec{s}_v(z)) \left[\int_{\underline{z}}^{\hat{z}(\bar{s}_j)} A(s_j^*(\tilde{z}); \tilde{z}) e^{-\lambda \hat{\phi}_j(\tilde{z}, \bar{z})} \lambda \phi(s_j^*(\tilde{z})) \gamma(\tilde{z}) d\tilde{z} + \int_{\hat{z}(\bar{s}_j)}^{\bar{z}} A(\bar{s}_j; \tilde{z}) e^{-\lambda \hat{\phi}_j(\tilde{z}, \bar{z})} \lambda \phi(\bar{s}_j) \gamma(\tilde{z}) d\tilde{z} \right] + \\ \sum_{n \neq j}^N \prod_{v \neq j, n} f(\vec{s}_v(z)) \int A(s_n^*(\tilde{z}); \tilde{z}) e^{-\lambda \hat{\phi}_n(\tilde{z}, \bar{z})} \lambda \phi(s_n^*(\tilde{z})) \gamma(\tilde{z}) d\tilde{z} + \\ \psi \log \left(1 - m \left[\int_{\underline{z}}^{\hat{z}(\bar{s}_j)} q(s_j^*(z)) \gamma(\tilde{z}) d\tilde{z} + (1 - \Gamma(\hat{z}(\bar{s}_j))) q(\bar{s}_j) \right] - m \sum_{n \neq j}^N q(s_n^*(\tilde{z})) \gamma(\tilde{z}) d\tilde{z} \right). \end{aligned}$$

From Proposition 9 we know that the optimal standard is lower than the highest specialization observed in equilibrium, i.e., $\bar{s}_j \in [s_j^*(\underline{z}), s_j^*(\bar{z})]$. The optimal standard solves:

$$\begin{aligned} \sum_{n \neq j}^N \frac{\partial f(\bar{s}_n^*(z))}{\partial \bar{s}_j} \prod_{v \neq j, n} f(\vec{s}_v(z)) \mathbb{E}_{\max \tilde{z}} [A(s_j^*(\tilde{z}); \tilde{z})] + \\ \prod_{v \neq j} f(\vec{s}_v(z)) \left[A(\bar{s}_j; \hat{z}) e^{-\lambda \phi(\bar{s}_j)(1-\Gamma(\hat{z}))} \lambda \phi(\bar{s}_j) \gamma(\hat{z}) \frac{\partial \hat{z}(\bar{s}_j)}{\partial \bar{s}_j} + \right. \\ \left. \int_{\underline{z}}^{\hat{z}(\bar{s}_j)} \frac{\partial}{\partial \bar{s}_j} \left(A(s_j^*(z); z) e^{-\lambda \hat{\phi}_j(\tilde{z}, \bar{z})} \lambda \phi(s_j^*(\tilde{z})) \right) \gamma(\tilde{z}) d\tilde{z} - \right. \\ \left. A(\bar{s}_j; \hat{z}) e^{-\lambda \phi(\bar{s}_j)(1-\Gamma(\hat{z}))} \lambda \phi(\bar{s}_j) \gamma(\hat{z}) \frac{\partial \hat{z}(\bar{s}_j)}{\partial \bar{s}_j} + \right. \\ \left. \int_{\hat{z}}^{\bar{z}} \lambda (A'(\bar{s}_j; \tilde{z}) \phi(\bar{s}_j) + A(\bar{s}_j; \tilde{z}) \phi'(\bar{s}_j)) e^{-\lambda \phi(\bar{s}_j)(1-\Gamma(\tilde{z}))} \gamma(\tilde{z}) d\tilde{z} - \right. \end{aligned}$$

$$\begin{aligned}
& \int_{\tilde{z}}^{\tilde{z}} \lambda A(\bar{s}_j; \tilde{z}) \phi(\bar{s}_j) \lambda (1 - \Gamma(\tilde{z})) \phi'(\bar{s}_j) e^{-\lambda \phi(\bar{s}_j)(1 - \Gamma(\tilde{z}))} \gamma(\tilde{z}) d\tilde{z} \Big] + \\
& \sum_{n \neq j}^N \sum_{m \neq n}^N \frac{\partial f(\bar{s}_m^*(z))}{\partial \bar{s}_j} \prod_{v \neq j, m} f(\bar{s}_v^*(z)) \mathbb{E}_{\max \tilde{z}} [A(s_j^*(\tilde{z}); \tilde{z})] + \\
& \sum_{n \neq j}^N \prod_{v \neq n} \int_{\tilde{z}}^{\tilde{z}} \frac{\partial}{\partial \bar{s}_j} \left(A(s_n^*(z); z) e^{-\lambda \hat{\phi}_n(\tilde{z}, \tilde{z})} \lambda \phi(s_n^*(\tilde{z})) \right) \gamma(\tilde{z}) d\tilde{z} - \\
& \frac{\psi}{1 - \ell} m \left[q(\bar{s}_j) \gamma(\tilde{z}) \frac{\partial \hat{z}(\bar{s}_j)}{\partial \bar{s}_j} + \int_{\tilde{z}}^{\hat{s}(\bar{s}_j)} q'(s_j^*(\tilde{z})) \frac{\partial s_j^*(\tilde{z})}{\partial \bar{s}_j} \gamma(\tilde{z}) d\tilde{z} - \right. \\
& \left. q(\bar{s}_j) \gamma(\tilde{z}) \frac{\partial \hat{z}(\bar{s}_j)}{\partial \bar{s}_j} + (1 - \Gamma(\tilde{z})) q'(\bar{s}_j) + \sum_{n \neq j}^N \int q'(s_n^*(\tilde{z})) \frac{\partial s_n^*(\tilde{z})}{\partial \bar{s}_j} \gamma(\tilde{z}) d\tilde{z} \right] := 0.
\end{aligned}$$

This first-order condition can be significantly simplified by using an Envelope argument. Intuitively, small perturbations around the privately optimal specialization do not have first-order effects. Hence, we make use of equation (8) to observe that:

$$\begin{aligned}
& \int_{\tilde{z}}^{\hat{s}(\bar{s}_j)} \frac{\partial}{\partial \bar{s}_j} \left(A(s_j^*(z); z) e^{-\lambda \hat{\phi}_j(\tilde{z}, \tilde{z})} \lambda \phi(s_j^*(\tilde{z})) \right) \gamma(\tilde{z}) d\tilde{z} - \frac{\psi}{1 - \ell} m \int_{\tilde{z}}^{\hat{s}(\bar{s}_j)} q'(s_j^*(\tilde{z})) \frac{\partial s_j^*(\tilde{z})}{\partial \bar{s}_j} \gamma(\tilde{z}) d\tilde{z} \\
& = \int_{\tilde{z}}^{\hat{s}(\bar{s}_j)} \left[\frac{\partial}{\partial s_j^*(z)} \int_{\tilde{z}}^{\hat{s}(\bar{s}_j)} A(s_j^*(\tilde{z}); \tilde{z}) e^{-\lambda \hat{\phi}_j(\tilde{z}, \tilde{z})} \lambda \phi(s_j^*(\tilde{z})) \gamma(\tilde{z}) d\tilde{z} - \frac{\psi}{1 - \ell} m q'(s_j^*(\tilde{z})) \gamma(\tilde{z}) \right] \frac{\partial s_j^*(z)}{\partial \bar{s}_j} dz \\
& = 0.
\end{aligned}$$

Notice that all the terms within square brackets are zero as they equal the first-order conditions for the privately optimal specialization.

Upon implementing this simplification, as well as canceling out the derivatives of the extremes of integration, the optimal standard is pinned down implicitly by the following condition:

$$\begin{aligned}
& \prod_{v \neq j} f(\bar{s}_v^*(z)) \lambda \phi(\bar{s}_j) \int_{\hat{z}(\bar{s}_j)}^{\tilde{z}} \left[A'(\bar{s}_j; \tilde{z}) + \frac{\phi'(\bar{s}_j)}{\phi(\bar{s}_j)} (A(\bar{s}_j; \tilde{z}) - \tilde{x}(\bar{s}_j; \tilde{z})) \right] e^{-\lambda \phi(\bar{s}_j)(1 - \Gamma(\tilde{z}))} \gamma(\tilde{z}) d\tilde{z} = \\
& - \sum_{n=1}^N \sum_{m \neq n}^N \frac{\partial f(\bar{s}_m^*(z))}{\partial \bar{s}_j} \prod_{v \neq n, m} f(\bar{s}_v^*(z)) \mathbb{E}_{\max \tilde{z}} [A(s_n(\tilde{z}); \tilde{z})] + \frac{\psi}{1 - \ell} m (1 - \Gamma(\hat{z}(\bar{s}_j))) q'(\bar{s}_j), \quad (\text{A.14})
\end{aligned}$$

where $\tilde{x}(\bar{s}_j; z) \equiv \lambda \phi(\bar{s}_j)(1 - \Gamma(\tilde{z})) A(\bar{s}_j; z)$ is the counterpart of the surplus offered in equation (8).

The left-hand side of (A.14) represents the marginal benefit of increasing the mandated standard. Intuitively, it equals an average of the marginal benefit of specializing more firms that are constrained by the standard. The right-hand side of (A.14) represents the marginal cost of increasing the mandated standard and comprises two terms. First, a higher (slacker) standard raises average specialization and, therefore, affects the magnitude of the network externality. Second, a higher standard raises the marginal cost of specialization. Notice that the sign of the first term is a priori ambiguous. On the one hand, raising the standard of input

j increases average specialization of input j , thereby lowering the respective input finding probability ($\partial f(\vec{s}_j(z))/\partial \bar{s}_j < 0$). On the other hand, higher specialization of input j raises the wage rate and reduces the probability that a final producer is active, thus reducing optimal specialization of complementary inputs ($\partial f(\vec{s}_n(z))/\partial \bar{s}_j > 0$, $n \neq j$).

Upon imposing symmetry, equation (A.14) can be rearranged as:

$$\begin{aligned} & f^{N-1} \lambda \phi(\bar{s}_j) \int_{\hat{z}(\bar{s}_j)}^{\bar{z}} \left[A'(\bar{s}_j; \tilde{z}) + \frac{\phi'(\bar{s}_j)}{\phi(\bar{s}_j)} (A(\bar{s}_j; \tilde{z}) - \tilde{x}(\bar{s}_j; \tilde{z})) \right] e^{-\lambda \phi(\bar{s}_j)(1-\Gamma(\tilde{z}))} \gamma(\tilde{z}) d\tilde{z} \\ & + (N-1)^2 \frac{\partial f_{-j}}{\partial \bar{s}_j} f^{N-2} \mathbb{E}_{\max \tilde{z}} [A(s(\tilde{z}); \tilde{z})] = -(N-1) \frac{\partial f_j}{\partial \bar{s}_j} f^{N-2} \mathbb{E}_{\max \tilde{z}} [A(s(\tilde{z}); \tilde{z})] \\ & + \frac{\psi}{1-\ell} m(1 - \Gamma(\hat{z}(\bar{s}_j))) q'(\bar{s}_j) \end{aligned}$$

This expression breaks the terms pertaining to the network externality into two groups: i) those depending on the effect of the standard on the specialization of the respective input (marginal cost) and ii) those depending on the effect of the standard on the specialization of the other inputs (marginal benefit).

We finally study how the effectiveness and bindingness of optimal standards vary with the structural parameters of our economy. To do so, we make use of a quantitative version of our dynamic model and run comparative statics exercises around the parameter vector underlying Figure 3a. Results are reported in Table A.1. As the search efficiency of the economy increases, firms increase their optimal specialization. In response, the planner increases \bar{s} but at a lower rate than the market, thereby making fewer firms constrained by the standard. The same happens as the frequency of disruptions increases. Finally, if complexity increases, firms lower their privately optimal specialization and the planner also opts for a lower \bar{s} , but the latter does so at a faster rate than the market, thereby effectively making the standard tighter.

Table A.1: Optimal standards - Comparative statics

	$\mathcal{W}(\bar{s}^*)/\mathcal{W}^{max}$	$\bar{s}^*/\mathbb{E}[s^*(z)]$	$1 - \Gamma(z(\bar{s}^*))$
<i>Search efficiency</i>			
$\lambda = 15$	0.984	0.714	0.915
$\lambda = 20$	0.985	0.751	0.869
$\lambda = 25$	0.986	0.792	0.829
<i>Disruption probability</i>			
$\delta = 0.05$	0.990	0.609	1.000
$\delta = 0.10$	0.985	0.751	0.869
$\delta = 0.15$	0.985	0.846	0.749
<i>Complexity</i>			
$N = 2$	0.994	0.849	0.774
$N = 3$	0.985	0.751	0.869
$N = 4$	0.977	0.702	0.909

Note: The table reports (i) the ratio between aggregate welfare attained by setting an optimal standard and the maximum welfare by implementing the steady-state welfare-maximizing specialization (A.16), (ii) the ratio between optimal standard and average equilibrium specialization, and (iii) the share of constrained firms by the optimal standard for a combination of structural parameters. For each comparative statics exercise, all the other parameters are kept fixed at their value of Figure 3a (the intermediate value for the parameters considered).

B Extensions

In this section, we extend our model along four dimensions. First, we study the problem of final producers optimally choosing the level of complexity of their production process, that is, the length of their supply chain or the number of complementary inputs needed for final production. We show that, much like specialization choices, complexity is generally inefficient.

Second, we allow final producers to invest resources to reduce the likelihood of own disruptions, e.g., through prudential investment in redundancies. We show that prudential investment is generally inefficient due to a well-known hold-up problem.

Third, we consider a general quality function that allows for arbitrary substitutability or complementarity among complementary inputs. This extension brings about a further externality induced by specialization choices associated with complementarity in quality.

Finally, we note that our baseline model features arbitrage opportunities. Specifically, we have not imposed any condition that makes the relative mass of intermediate and final producers adjust to arbitrage away any difference in the expected returns from running either class of firms. In our final extension, therefore, we allow entrepreneurs to enter the market either as intermediate or final producers. This extension brings about a further externality induced by specialization choices related to entry decisions.

For simplicity, in all extensions we assume steady-state behavior by both the private agents and the social planner – as common in the equilibrium search literature (Burdett and Mortensen, 1998). This means that intermediate producers maximize their steady-state profits, while the social planner maximizes the steady-state utility of the representative household. Hence, we start this section by developing the dynamic model with steady-state behavior to use as a benchmark.

B.1 Dynamic Model with Steady-State Behavior

Stationary equilibrium. Intermediate firms solve the following profit maximization problem:

$$\begin{aligned} V(s, x; z) &= \max_{s, x} \mathcal{D}(s, x) (A(s; z) - x) - wq(s) \\ \text{s.t. } \mathcal{D}(s, x) &= \frac{\theta\lambda}{\delta} \mathcal{P}(s, x). \end{aligned}$$

Differently from the baseline dynamic model, intermediate producers use stationary demand as demand constraint (instead of its law of motion).

The optimal surplus offered is the same as in the baseline model, as well as given by (7). Optimal specialization solves:

$$\mathcal{D}(z; N) \left[A'(s^*(z)) + \frac{\phi'(s^*(z))}{\phi(s^*(z))} (A(s^*(z); z) - x^*(z)) \right] = wq'(s^*(z)). \quad (\text{A.15})$$

The only difference with respect to the optimal specialization condition of the baseline (dynamically-

consistent) model (19) lies in the absence of any multiplier of the reduction in trading probability.

Social planner problem. The social planner solves:

$$\begin{aligned}\mathcal{W} &= \max_{s_j(z)} m \sum_{n=1}^N \int D_j(z) A(s_j(z); z) \gamma(z) dz + \psi \log(1 - \ell) \\ \text{s.t. } D_j(z) &= \frac{1}{\delta} \frac{\mu}{m} \lambda \phi(s_j(z)) e^{-\lambda \hat{\phi}(z, \bar{z})} \prod_{v \neq j} f_v, \\ \mu &= \frac{\delta}{(1 - \delta) \left(1 - \prod_{n=1}^N f_n\right)}, \\ \ell &= m \sum_{n=1}^N \int q(s_n(z)) \gamma(z) dz.\end{aligned}$$

Hence, the social planner uses stationary firm-level demand and the stationary share of searching final producers as constraints – rather than their laws of motion.

Efficient specialization of intermediate producers with productivity z is given by:

$$\begin{aligned}\mathcal{D}(z; N) &\left[A'(\mathcal{S}(z)) + \frac{\phi'(\mathcal{S}(z))}{\phi(\mathcal{S}(z))} \left(A(\mathcal{S}(z); z) - \mathbb{E}_{\max\{\bar{z}\} | \bar{z} \leq z} [A(\mathcal{S}(\bar{z}); \bar{z})] \right) + \right. \\ &\left. (N - 1) e^{-\lambda \hat{\phi}(z, z)} \hat{\mathbb{E}}[A(\mathcal{S}(\bar{z}); \bar{z})] - \frac{1 - \delta}{\delta + (1 - \delta) f^N} f^N N e^{-\lambda \hat{\phi}(z, z)} \hat{\mathbb{E}}[A(\mathcal{S}(\bar{z}); \bar{z})] \right] = \frac{\psi}{1 - Nm\bar{q}} q'(\mathcal{S}(z)).\end{aligned}\tag{A.16}$$

Comparing (A.16) with (22), we observe that the two differ due to the absence of any multiplier of the reduction in trading probability and in the multiplier of the search externality.

Rearranging (A.16) allows us to establish the following proposition.

Proposition A.2 (Efficiency of the Dynamic Economy with Steady-State Behavior). *The economy is efficient if and only if $N = \frac{1}{\mu(N)}$, where $\mu(N) \equiv \frac{\delta}{\delta + (1 - \delta) f^N}$. If $N > \frac{1}{\mu(N)}$ then the economy features over-specialization.*

Hence, assuming steady-state behavior, the variable $\mathcal{M}(N)$ defined in Proposition 2 boils down the share of searching final producers $\mu(N)$. Overall, the dynamic model with steady-state behavior features the same qualitative sources of externality as the baseline dynamic model.

B.2 Endogenous Complexity

In this extension, we endogenize the problem of firms choosing the complexity of their production process. In particular, firms optimize over the number of key inputs in the production function. This approach is similar to the core idea of Oberfield (2018), Boehm and Oberfield (2020), Kopytov et al. (2024) and Kim and Shin (2023). For simplicity, in this extension, we treat N as a measure rather than an integer.

Static model. We allow final producers to choose the complexity of the production process to maximize expected profits:

$$N^* = \operatorname{argmax}_{N \geq 1} f^N N \hat{\mathbb{E}}[x(z)],$$

where f is the input finding probability, and $\hat{\mathbb{E}}[x(z)]$ is the expected surplus accruing to the final producer on each input, conditional on being active. Intuitively increasing complexity induces two opposite effects. On the one hand, adding inputs increases the value of output directly. On the other hand, it reduces the probability that the final good is produced altogether. The optimal level of complexity solves:³²

$$N^* = \frac{1}{\ln(1/f)}. \quad (\text{A.17})$$

Hence, complexity is increasing in the input finding probability f . Efficient complexity solves:

$$\mathcal{N} = \operatorname{argmax}_{N \geq 1} f^N N \hat{\mathbb{E}}[A(s(z); z)] + \psi \log(1 - Nm\bar{q}).$$

Relative to the problem of individual firms, the social planner problem features two differences. First, additional complexity is evaluated at the expected social surplus $\hat{\mathbb{E}}[A(s(z); z)]$ instead of the expected private surplus $\hat{\mathbb{E}}[x(z)]$. Second, the planner accounts for the additional specialization costs associated with additional inputs, taking the form of higher disutility from labor. Hence, efficient complexity is given by:

$$\mathcal{N} = \frac{1}{\ln(1/f)} \left(1 - \frac{w\ell}{y} \right). \quad (\text{A.18})$$

where y is given by (10) and the labor share $w\ell/y$ represents the ratio between aggregate product design costs and value added. Comparing (A.17) with (A.18) allows us to establish the following proposition:

Proposition A.3 (Efficiency of the Endogenous Complexity Economy). *The equilibrium is inefficient and features excess complexity, i.e., $N^* > \mathcal{N}$, and lower sourcing capacity than efficient, i.e., $f(s^*(z))^{N^*} < f(\mathcal{S}(z))^{\mathcal{N}}$.*

Intuitively, final producers do not internalize the marginal product design cost induced by their complexity choice, thereby generating a *hold-up problem*. Choosing a higher level of complexity forces intermediate producers to invest more in product design. These costs are sunk at the time of price posting. As a result, equilibrium sourcing capacity – our notion of *static resilience* – is lower than efficient.

³²If N were a positive integer, the optimal level of complexity would be $N^* = \left\lfloor \frac{1}{1-f} \right\rfloor$, where $\lfloor \cdot \rfloor$ denotes the floor function.

Dynamic model. Equilibrium complexity is the same as in the static model and given by (A.17). Efficient complexity solves:

$$\mathcal{N} = \operatorname{argmax}_{N \geq 1} \mu(f; N) \left(\frac{f^{N-1}}{\delta} N \mathbb{E}[A(s(z); z)] \right) + \psi \log(1 - mN\bar{q}),$$

where $\mu(f; N) \equiv \frac{\delta}{f^N + (1-f^N)\delta}$ is the stationary share of searching final producers. Efficient complexity is given by:

$$\mathcal{N} = \frac{1}{\mu(f; N) \ln(1/f)} \left(1 - \frac{w\ell}{y} \right). \quad (\text{A.19})$$

Comparing (A.19) with (A.18), we observe that a further inefficiency arises in a dynamic setting. Following the same approach adopted for specialization, the marginal welfare effects of equilibrium complexity can be decomposed into two terms:

$$\left. \frac{\partial \mathcal{W}}{\partial N} \right|_{N=N^*} \propto \underbrace{-w\ell/y}_{\text{hold-up externality}} + \underbrace{(1-\mu)}_{\text{search externality}}. \quad (\text{A.20})$$

First, a hold-up externality induces equilibrium complexity to be higher than efficient. The reason is that final producers fail to internalize the product design costs of each additional input, which are borne by intermediate producers before meeting. The surplus share of such product design costs is represented by the labor share. Second, final producers do not internalize the effect of their complexity choice on the equilibrium share of searching final producers. This search externality pushes the private marginal cost of complexity to exceed the social one. Rearranging (A.19) allows us to establish the following result:

Proposition A.4 (Efficiency of the Dynamic Endogenous Complexity Economy). *The equilibrium is efficient if and only if:*

$$\begin{cases} N = \frac{1}{\mu} \\ LS = 1 - \mu \end{cases}$$

where $\mu = \frac{\delta}{\delta + (1-\delta)f^N}$ and $LS = \frac{w\ell}{y}$. The equilibrium features under-resilience if and only if $LS^* > 1 - \mu^*$.

In general, the equilibrium features both inefficient complexity and specialization.

B.3 Endogenous Robustness

So far, we have treated the disruption probability of final producers as an exogenous parameter. In this section, we allow final producers to make prudential investments in robustness aimed at reducing their disruption probability, *e.g.*, through redundancies. Investment in robustness comes at per-period cost $\kappa(r)$ per supply relationship, with $\kappa' > 0$, $\kappa'' < 0$. Specifically, we

posit that $\delta = \delta(r)$, with $\delta' < 0$, $\delta'' > 0$. For analytical tractability, we assume that final producers choose their robustness policy before matching with their input providers.³³ We think of robustness policies as the design and implementation of prudential strategies to reduce the exposure to exogenous shocks.

Stationary equilibrium. Final producers choose their robustness to maximize expected profits:

$$r^* = \operatorname{argmax}_r f^N N \frac{\hat{\mathbb{E}}[x(z)] - \kappa(r)}{\delta(r)}, \quad (\text{A.21})$$

where $\hat{\mathbb{E}}[x(z)]$ is the expected surplus accruing to the final producer on each input, conditional on being active. Equilibrium robustness solves:

$$-\delta'(r^*) \frac{\hat{\mathbb{E}}[x] - \kappa(r^*)}{\delta(r^*)} = \kappa'(r^*). \quad (\text{A.22})$$

The privately optimal robustness trades off a lower disruption probability, $-\delta'$, evaluated at the expected present discounted value of each supplier relationship, $\frac{\hat{\mathbb{E}}[x] - \kappa}{\delta}$, against higher private marginal costs, κ' . Importantly, note that firms discount the future with their endogenous disruption probability, δ . Under the assumption that final producers decide their robustness before matching, the expected surplus offered is constant across final producers, and so is their optimal robustness. Due to the presence of robustness costs, final producers need to break even with their share of the match surplus. As a result, the *reservation surplus* of final producers, x_0 , is positive and pinned down by the following expected break-even condition:

$$x_0 + (N - 1)\hat{\mathbb{E}}[x(z)] = N\kappa(r^*). \quad (\text{A.23})$$

Final producers need to source N key inputs. Whenever they meet with a potential supplier, they know that production will ultimately entail a $N\kappa(r)$ robustness cost. They are, therefore, willing to accept any surplus such that operating profits exceed that cost, where $(N - 1)\hat{\mathbb{E}}[x(z)]$ represents the expected surplus they can obtain from the other $N - 1$ suppliers. The reservation surplus acts as a boundary condition for the differential equation governing the equilibrium surplus offered to final producers (7). Hence, the new equilibrium surplus offered to final producers reads:

$$x^*(z) = e^{-\lambda\hat{\phi}(z,z)}x_0 + \mathbb{E}_{\max\{\tilde{z}\}|\tilde{z}\leq z}[A(s^*(\tilde{z}); \tilde{z})]. \quad (\text{A.24})$$

³³More specifically, we assume that final producers commit to a robustness policy r at the search stage for the entire life of the firm before a disruption occurs. Implementing such a robustness policy requires paying a per-period cost $\kappa(r)$ per supplier relationship. If final producers could optimize their robustness policy once matched, intermediate producers would internalize the robustness response of downstream partners when choosing the surplus offered to final producers.

Equations (A.23) and (A.24) jointly imply that the equilibrium reservation surplus offered to final producers is given by $x_0 = \kappa(r^*) - \frac{N-1}{N} \hat{\mathbb{E}}[\tilde{x}(z)]$, where $\tilde{x}(z) = \mathbb{E}_{\max\{\tilde{z}\}|\tilde{z} \leq z}[A(s^*(\tilde{z}); \tilde{z})]$. Note that $x_0 < \kappa(r^*)$, suggesting that final producers are willing to take on negative net surplus from a single relation since they can cross-subsidize it with the other $N - 1$ relationships. Up to the different formulation of the equilibrium surplus offered to final producers, equilibrium specialization is still determined by (A.15):

$$\mathcal{D}(z; N, \delta(r^*)) \left[A'(s^*(z)) + \frac{\phi'(s^*(z))}{\phi(s^*(z))} (A(s^*(z); z) - x^*(z)) \right] = wq'(s^*(z)).$$

Interestingly, since $\delta(r)$ discounts the marginal benefit of specialization in (A.15), equilibrium specialization is increasing in robustness. This result aligns well with the empirical findings of Khanna et al. (2022), which shows that supply chains involving more specialized inputs proved more robust to Covid-19-induced disruptions in India.

Social planner problem. Next, we study the planner problem to evaluate the efficiency properties of equilibrium specialization and robustness decisions. The efficient specialization condition has the same formulation as in the model with exogenous robustness, up to the definition of total match surplus as net of robustness costs. However, the efficiency properties of equilibrium specialization differ significantly from the dynamic model with exogenous robustness due to the fact that the reservation surplus of final producers is not specific to each intermediate producer. Proposition A.5 identifies the reason why the mere presence of costs downstream makes the equilibrium surplus offered to final producers inefficient. Corollary 1 applies this general inefficiency result to the endogenous robustness economy.

Proposition A.5 (Efficiency Properties of Equilibrium Specialization with Costs Downstream). *If final producers sustain other costs than input purchases, then the property of the equilibrium surplus offered to final producers of perfectly balancing appropriability and business-stealing externalities breaks.*

Corollary 1 (Special Case - Robustness Costs). *Equilibrium firm-level specialization is always inefficient in the endogenous robustness economy due to the presence of robustness costs downstream.*

Intuitively, a social planner would like the reservation surplus to vary across the intermediate producers' productivity distribution for business-stealing and appropriability externalities to offset each other in the presence of robustness costs. Since the equilibrium reservation surplus is independent of productivity, misallocation of specialization always arises in the cross-section.

Efficient robustness solves the following social planner problem:

$$\varrho = \operatorname{argmax}_r \mu(f; \delta(r)) \frac{f^N}{\delta(r)} N \left(\hat{\mathbb{E}}[A(s(z); z)] - \kappa(r) \right).$$

Notice that robustness costs are borne by active final producers, whose equilibrium mass is

$\mu \frac{f^N}{\delta} = \frac{f^N}{\delta + (1-\delta)f^N}$. Efficient robustness is implicitly defined by:

$$-\delta'(\varrho) (1 - f^N) \mu(f, \varrho) \frac{\hat{\mathbb{E}}[A(s(z); z) - \kappa(\varrho)]}{\delta(\varrho)} = \kappa'(\varrho). \quad (\text{A.25})$$

The socially optimal level of robustness trades off a lower disruption probability, $-\delta'$, evaluated at the expected present discounted social value of each supplier relationship, $(1 - f^N) \mu \frac{\hat{\mathbb{E}}[A - \kappa]}{\delta}$, against the marginal robustness cost, κ' . Comparing (A.22) with (A.25), we observe that equilibrium robustness is generally inefficient. Let the aggregate surplus share accruing to final producers be $\tilde{\xi} \equiv \frac{\hat{\mathbb{E}}[x - \kappa]}{\hat{\mathbb{E}}[A - \kappa]}$. The marginal welfare effect of equilibrium robustness can be decomposed into two terms:

$$\left. \frac{\partial \mathcal{W}}{\partial r} \right|_{r=r^*} \propto \underbrace{1 - \tilde{\xi}}_{\text{hold-up externality}} - \underbrace{[1 - (1 - f^N)\mu]}_{\text{search externality}}. \quad (\text{A.26})$$

First, a standard hold-up externality induces equilibrium investment in robustness to be lower than efficient, as the flow private marginal benefit, $\hat{\mathbb{E}}[x - \kappa]$, falls short of the flow social marginal benefit, $\hat{\mathbb{E}}[A - \kappa]$. Second, firms do not internalize the effect on equilibrium tightness induced by their higher robustness. This search externality is evident when noting that the social planner discounts the marginal surplus at a higher rate, $\delta / [(1 - f^N)\mu]$, than private firms do, δ . It follows that the search externality induces equilibrium investment in robustness to be higher than efficient. The nature of the search externality is akin to that arising in models of endogenous match destruction, where firms ignore the effect of their reservation productivity choice on equilibrium tightness. As in those models, a specific surplus sharing rule allows decentralizing the efficient allocation (Pissarides, 2000). Formally, efficient robustness obtains in equilibrium (for given aggregate specialization) if the aggregate surplus share accruing to final producers equals the equilibrium share of unattached final producers, *i.e.*, $\tilde{\xi} = (1 - f^N)\mu$. Under this condition, the appropriability externality exactly offsets the search externality. Otherwise, the net effect of the hold-up and search externality is ambiguous.³⁴

We now turn to determining efficient specialization. The social planner problem reads:

$$\begin{aligned} \mathcal{W} &= \max_{s_j(z)} m \sum_{n=1}^N \int D_j(z) [A(s_j(z); z) - \kappa(r)] \gamma(z) dz + \psi \log(1 - \ell) \\ \text{s.t. } D_j(z) &= \frac{1}{\delta(r)} \frac{\mu(\delta(r))}{m} \lambda \phi(s_j(z)) e^{-\lambda \hat{\phi}(z, \bar{z})} \prod_{v \neq j} f_v, \\ \mu(\delta(r)) &= \frac{\delta(r)}{(1 - \delta(r)) \left(1 - \prod_{n=1}^N f_n\right)}, \end{aligned}$$

³⁴Standard models of endogenous match destruction imply that either the equilibrium match destruction rate is efficient or lower than efficient. The reason why, in our model, match destruction can be excessive is the presence of the hold-up externality potentially countervailing the search externality.

$$\ell = m \sum_{n=1}^N \int q(s_n(z)) \gamma(z) dz.$$

Efficient specialization of intermediate producers with productivity z is given by:

$$\begin{aligned} \mathcal{D}(z; N) & \left[A'(\mathcal{S}(z)) + \frac{\phi'(\mathcal{S}(z))}{\phi(\mathcal{S}(z))} \left(A(\mathcal{S}(z); z) - \kappa(\varrho) - \mathbb{E}_{\max\{\tilde{z}\}|\tilde{z}\leq z} [A(\mathcal{S}(\tilde{z}); \tilde{z}) - \kappa(\varrho)] + \right. \right. \\ & \left. \left. (N-1)e^{-\lambda\hat{\phi}(\underline{z}, z)} \hat{\mathbb{E}}[A(\mathcal{S}(\tilde{z}); \tilde{z}) - \kappa(\varrho)] - \frac{1-\delta}{\delta + (1-\delta)f^N} f^N N e^{-\lambda\hat{\phi}(\underline{z}, z)} \hat{\mathbb{E}}[A(\mathcal{S}(\tilde{z}); \tilde{z}) - \kappa(\varrho)] \right) \right] \\ & = \frac{\psi}{1 - Nm\bar{q}} q'(\mathcal{S}(z)). \end{aligned} \quad (\text{A.27})$$

The only difference with the baseline dynamic model lies in the definition of total match surplus *net* of robustness costs. Evaluating the marginal welfare effect of specialization at the equilibrium specialization yields:

$$\begin{aligned} \frac{\partial \mathcal{W}}{\partial s(z)} \Big|_{s(z)=s^*(z)} & \propto \underbrace{\mathbb{E}[A(s^*(\tilde{z}); \tilde{z}) - \kappa(r^*)]}_{\text{business stealing externality}} \underbrace{- x^*(z)}_{\text{appropriability externality}} \underbrace{- (N-1)e^{-\lambda\hat{\phi}(\underline{z}, z)} \hat{\mathbb{E}}[A(s(\tilde{z}); \tilde{z}) - \kappa(r^*)]}_{\text{network externality}} \\ & + \underbrace{\frac{1 - \delta(r^*)}{\delta(r^*) + (1 - \delta(r^*))f^N} f^N N e^{-\lambda\hat{\phi}(\underline{z}, z)} N \hat{\mathbb{E}}[A(s(\tilde{z}); \tilde{z}) - \kappa(r^*)]}_{\text{search externality}}. \end{aligned} \quad (\text{A.28})$$

The only substantive difference with the dynamic model in terms of efficiency properties of equilibrium specialization is that the perfect balance between appropriability and business-stealing externalities breaks down. The reason is that the reservation surplus is not targeted to intermediate producers. Formally, the equilibrium surplus offered to final producers would keep balancing appropriability and business-stealing externalities if and only if:

$$x_0 = (1 - e^{-\lambda\hat{\phi}(\underline{z}, z)})\kappa(r^*) \iff \kappa(r^*) = e^{\lambda\hat{\phi}(\underline{z}, z)} \frac{N-1}{N} \hat{\mathbb{E}}[\tilde{x}(z)] \quad \forall z \in [\underline{z}, \bar{z}].$$

Since this condition never holds simultaneously for any productivity level, the net effect of appropriability and business-stealing externalities is ambiguous. This entails that firm-level equilibrium specialization is always inefficient.

We summarize our findings in the next proposition.

Proposition A.6 (Efficiency of Endogenous Robustness Equilibrium). *The equilibrium can feature both under- and over-robustness. For given aggregate specialization, equilibrium robustness is efficient if and only if:*

$$\tilde{\xi} = (1 - f^N)\mu,$$

where $\mu \equiv \frac{\delta(r)}{\delta(r) + (1 - \delta(r))f^N}$ and $\tilde{\xi} \equiv \frac{\mathbb{E}[x - \kappa]}{\mathbb{E}[A - \kappa]}$. Since equilibrium specialization is increasing in robustness, over-robustness makes over-specialization more likely.

The equilibrium can feature both under- and over-specialization. For given robustness, equilibrium firm-level specialization is always inefficient.

In general, the equilibrium features inefficient investment in both robustness and specialization.

B.4 Generalized Quality Function

So far, we have looked at an economy in which final producers operate a specific technology. In particular, we assumed that intermediate goods are i) perfect substitutes in quality (intensive margin) and ii) complements in quantity (extensive margin). While both assumptions matter for the results derived so far, only ii) is crucial for our new network externality to arise. The intuitive reason is that, although goods are complements, an intermediate producer only cares about losing its own share of the surplus if production does not take place. As a consequence, a final producer does not have an instrument to induce bilaterally efficient specialization choices (in a way akin to the inefficiencies induced by limited liabilities). Property ii) is at the heart of this result. If goods are not complementary at the extensive margin, then no network externality arises, and the economy would be statically (constrained) efficient. Note that the same extensive-margin complementarity is underlying some of the results in Elliott et al. (2022) and Acemoglu and Tahbaz-Salehi (2024).

We now show that our assumption of perfect substitutability in quality actually induces fewer inefficiencies than a more general quality function would. In particular, suppose that the quality function of a final producer i takes the following generic form:

$$\mathcal{Q}_i = \chi(A_1, \dots, A_N),$$

where χ is a constant-return-to-scale aggregator, which is increasing and concave in each argument. Importantly, we impose $\frac{\partial \chi}{\partial A_j} > 0$, $\frac{\partial^2 \chi}{\partial A_j^2} < 0 \forall j$. Hence, we allow for arbitrary substitutability or complementarity in quality (intensive margin), while retaining complementarity in quantity (extensive margin).

Stationary equilibrium. We analyze the equilibrium of the dynamic economy. Intermediate producers maximize expected operating profits net of product design costs:

$$V(s, x; z) = \max_{s, x} \mathcal{D}(s, x) \left(\tilde{A}(s; \mathbf{s}_{-i}; z) - x \right) - wq(s).$$

where $\mathcal{D}(s, x; N) = \frac{\theta \lambda \mathcal{P}(s, x; N)}{\delta}$ and $\tilde{A}(s; \mathbf{s}_{-i}) \equiv \frac{\partial \chi}{\partial A_i} A_i$. Notice that the only difference with respect to the baseline dynamic model is that match surplus potentially depends on the specialization vector of all the other input providers \mathbf{s}_{-i} . For a generic CES aggregator with substitution parameter $\sigma \in [0, 1]$, it holds that $\tilde{A}_i = A_i^\sigma \chi^{1-\sigma}$, which nests our baseline model for $\sigma = 1$. Up to the generalized definition of \tilde{A} instead of A , equilibrium specialization of intermediate producers with productivity z producing input i is the same as in the baseline dynamic model and given by:

$$\mathcal{D}(z; N) \left[A'(s^*(z), \mathbf{s}_{-i}) + \frac{\phi'(s^*(z))}{\phi(s^*(z))} (\tilde{A}(s^*(z), \mathbf{s}_{-i}; z) - x^*(z)) \right] = wq'(s^*(z)).$$

Social planner problem The social planner problem reads:

$$\begin{aligned}\mathcal{W} &= \max_{s_j(z)} m \sum_{n=1}^N \int D_j(z) \tilde{A}(s_j(z), \mathbf{s}_{-j}; z) \gamma(z) dz + \psi \log(1 - \ell) \\ \text{s.t. } D_j(z) &= \frac{1}{\delta} \frac{\mu}{m} \lambda \phi(s_j(z)) e^{-\lambda \hat{\phi}(z, \bar{z})} \prod_{v \neq j} f_v, \\ \mu &= \frac{\delta}{(1 - \delta) \left(1 - \prod_{n=1}^N f_n\right)}, \\ \ell &= m \sum_{n=1}^N \int q(s_n(z)) \gamma(z) dz.\end{aligned}$$

Efficient specialization of intermediate producers with productivity z producing input j solves:

$$\begin{aligned}\mathcal{D}(z; N) &\left[\tilde{A}'(\mathcal{S}(z), \mathbf{s}_{-j}) + \frac{\phi'(\mathcal{S}(z))}{\phi(\mathcal{S}(z))} \left(\tilde{A}(\mathcal{S}(z), \mathbf{s}_{-j}; z) - \mathbb{E}_{\max\{\bar{z}\}|\bar{z} \leq z} [\tilde{A}(\mathcal{S}(\bar{z}), \mathbf{s}_{-j}; \bar{z})] + \right. \right. \\ &\left. \left. (N - 1) e^{-\lambda \hat{\phi}(z, z)} \hat{\mathbb{E}}[\tilde{A}(\mathcal{S}(\bar{z}), \mathbf{s}_{-j}; \bar{z})] - \frac{1 - \delta}{\delta + (1 - \delta) f^N} f^N N e^{-\lambda \hat{\phi}(z, z)} \hat{\mathbb{E}}[\tilde{A}(\mathcal{S}(\bar{z}), \mathbf{s}_{-j}; \bar{z})] \right) \right] \\ &= \frac{\psi}{1 - Nm\bar{q}} q'(\mathcal{S}(z)) - (N - 1) \theta \frac{f^{N-1}}{\delta} \mathbb{E} \left[\frac{\partial \tilde{A}(\mathbf{s}_{-j}, \mathbf{s}; z)}{\partial s_j(z)} \right].\end{aligned}$$

Efficient specialization with a generalized quality function equals (A.16) up to the presence of the final term, which nets out specialization costs by the marginal change in the value of input j by increasing the specialization of another complementary input. Hence, we observe that a further inefficiency arises if inputs are not perfect substitutes at the intensive margin. The reason is that intermediate producers do not internalize the effect of their specialization on the match surplus generated by other input providers:

$$\begin{aligned}\frac{\partial \mathcal{W}}{\partial s(z)} \Big|_{s(z)=s^*(z)} &\propto \underbrace{\mathbb{E}_{\max\{\bar{z}\}|\bar{z} \leq z} [\tilde{A}(\mathbf{s}^*(\bar{z}); \bar{z})]}_{\text{business-stealing externality}} \underbrace{- x^*(z)}_{\text{appropriability externality}} \underbrace{- (N - 1) e^{-\lambda \hat{\phi}(z, z)} \hat{\mathbb{E}}[\tilde{A}(\mathbf{s}^*(\bar{z}); \bar{z})]}_{\text{network externality}} \quad (\text{A.29}) \\ &+ \underbrace{N \frac{1 - \delta}{\delta + (1 - \delta) f^N} f^N e^{-\lambda \hat{\phi}(z, z)} \hat{\mathbb{E}}[\tilde{A}(\mathbf{s}^*(\bar{z}); \bar{z})]}_{\text{search externality}} \underbrace{- \frac{(N - 1) e^{\lambda \bar{\phi}(z, \bar{z})}}{\lambda \phi'(s^*(z))} \mathbb{E} \left[\frac{\partial \tilde{A}(\mathbf{s}_{-j}^*; z)}{\partial s_j(z)} \right]}_{\text{production externality}}.\end{aligned}$$

The new production externality pushes towards equilibrium under-specialization. Hence, under the more general aggregator χ , the economy features a further inefficiency: individual specialization influences not only the trading probability of other input providers but also their match surplus. We characterize the efficiency properties of the economy with generalized quality function in the next Proposition A.7.

Proposition A.7 (Efficiency of the Dynamic Economy: Generalized quality function). *The*

economy with generalized quality function is efficient if and only if:

$$-(\mu(N)N - 1) f'(s^*(z)) \hat{\mathbb{E}}[\tilde{A}(s^*(z); z)] - (N - 1) \mathbb{E} \left[\frac{\partial \tilde{A}(s_{-j}^*; z)}{\partial s_j(z)} \right] = 0, \quad \forall z \in [\underline{z}, \bar{z}].$$

If $N < \frac{1}{\mu(N)}$, then the economy features under-specialization.

To sum up, when inputs are complements at the extensive margin, equilibrium over-specialization is more likely the more the production process is complex (high N) and the more substitutable input quality is (the closer σ is to 1 with CES quality function).

B.5 Free Entry

Until now, we have assumed that the mass of intermediate producers m is fixed, that is, a perfectly inelastic entry margin. We now relax this assumption by positing that m is pinned down by a no-arbitrage condition between operating an intermediate or a final firm.

Stationary equilibrium. The equilibrium is the same as in the baseline dynamic model, up to the addition of the no-arbitrage condition governing the equilibrium mass of intermediate producers. The no-arbitrage condition reads:³⁵

$$\frac{f^{N-1}}{\delta} N \mathbb{E}[x(z)] = \theta \frac{f^{N-1}}{\delta} N \mathbb{E}[A(s(z); z) - x(z)] - w\bar{q}. \quad (\text{A.30})$$

The no-arbitrage condition (A.30), the tightness definition $\theta_t = \frac{\mu_t}{m}$ and labor market clearing condition (A.6) jointly pin down the equilibrium mass of intermediate producers as the result of a second-order equation:

$$m = \frac{(N \mathbb{E}[x(z)] + N\bar{q} \mu N \mathbb{E}[A(s(z); z) - x(z)] + \psi \bar{q}) \pm \sqrt{\Delta}}{2N\bar{q} N \mathbb{E}[x(z)]}, \quad (\text{A.31})$$

$$\Delta = (N \mathbb{E}[x(z)] + N\bar{q} \mu N \mathbb{E}[A(s(z); z) - x(z)] + \psi \bar{q})^2 - 4N\bar{q} N \mathbb{E}[x(z)] \mu N \mathbb{E}[A(s(z); z) - x(z)],$$

Since a higher mass of intermediate producers is associated with lower leisure, the two solutions can be Pareto-ranked according to social welfare. Therefore, we assume that the mass of firms equals the lowest solution to (A.31). The equilibrium is therefore fully characterized by equations (7),(19),(A.6),(A.7) and (A.31).

Social planner problem. We consider the problem of a social planner who is constrained by the free entry condition (A.30). Since the free entry condition pins down m as a function of the surplus sharing rule, we formulate the social planner problem in terms of optimal choice of the surplus offered to final producers, $x(z)$, taking the equilibrium specialization function as given. By already assuming symmetry across inputs, the social planner problem reads:

³⁵In the formulation of eq. (A.30) we take a stand on the organization of intermediate production being structured along single firms producing all inputs through distinct product lines.

$$\begin{aligned}
& \max_{x(z) \leq A(s(x(z)); z)} \mu \frac{f^{N-1}}{\delta} N\mathbb{E}[A(s(x); z)] + \psi \log(1 - Nm\bar{q}) \\
\text{s.t. } & \mu = \frac{\delta}{(1 - \delta)(1 - f^N)}, \\
& m(s, x) = \frac{(N\mathbb{E}[x(z)] + N\bar{q}\mu N\mathbb{E}[A(s(x); z) - x(z)] + \psi\bar{q}) - \sqrt{\Delta}}{2N\bar{q}N\mathbb{E}[x(z)]}, \quad (\text{A.32}) \\
& \frac{\mu\lambda}{m(s, x)} \mathcal{P}(s, x) \left[A'(s(x)) + \frac{\phi'(s(x))}{\phi(s(x))} (A(s(x); z) - x(z)) \right] = \frac{\psi}{1 - Nm\bar{q}} q'(s(x)), \quad (\text{A.33})
\end{aligned}$$

where the constraints (A.32) and (A.33) follow from solving (A.30) for m and from the equilibrium specialization for given surplus, respectively. We proceed in three steps. First, we compute the full derivative of specialization with respect to the surplus offered to final producers via the implicit function theorem from (A.33). Second, we compute the derivative of the mass of firms with respect to s and x from (A.32).

The full derivative of specialization $s(x(z))$ with respect to the surplus offered to final producers $x(z)$ reads:

$$\begin{aligned}
\frac{\partial s(x)}{\partial x} = & \frac{-\lambda\theta(-\phi'(s))e^{-\lambda\hat{\phi}(z, \bar{z})} \frac{f^{N-1}}{\delta} + \frac{\psi}{(1 - Nm\bar{q})^2} \frac{\partial m}{\partial x} \frac{q'(s)}{m}}{\frac{\lambda f^{N-1}}{\delta} \left[\frac{\partial \theta}{\partial s} e^{-\lambda\hat{\phi}(z, \bar{z})} + \theta\lambda(-\phi'(s))\gamma(z) \right] [A'(s)\phi(s) + \phi'(s)(A(s; z) - x(z))] \dots} \\
& - \frac{\psi}{(1 - Nm\bar{q})^2} \left(\frac{\partial m}{\partial s} \frac{1}{m} + mN \frac{\partial \bar{q}}{\partial s} \right) q'(s) + SOC(z). \quad (\text{A.34})
\end{aligned}$$

The derivatives of the equilibrium mass of intermediate producers, $m(s(x(z)), x(z))$ with respect to $s(x(z))$ and $x(z)$ read:

$$\begin{aligned}
\frac{\partial m(s, x)}{\partial s} = & \frac{\left[\frac{\partial \mathbb{E}[x]}{\partial s} + \frac{\partial \bar{q}}{\partial s} \mu N\mathbb{E}[A - x] + N\bar{q} \left(\frac{\partial \mu}{\partial s} N\mathbb{E}[A - x] + \mu \frac{\partial \mathbb{E}[A - x]}{\partial s} \right) + \frac{\psi}{N} \frac{\partial \bar{q}}{\partial s} - \frac{\Delta^{-\frac{1}{2}}}{2} \frac{\partial \Delta}{\partial s} \right] \dots}{2(N\bar{q}N\mathbb{E}[x])^2} \\
& \frac{N\bar{q}N\mathbb{E}[x] - (N\mathbb{E}[x] + N\bar{q}\mu N\mathbb{E}[A - x] + \psi\bar{q}) \left[\frac{\partial \bar{q}}{\partial s} N\mathbb{E}[x] + N\bar{q} \frac{\partial \mathbb{E}[x]}{\partial s} \right]}{2(N\bar{q}N\mathbb{E}[x])^2}, \quad (\text{A.35})
\end{aligned}$$

$$\begin{aligned}
\frac{\partial m(s, x)}{\partial x} = & \frac{\left[\frac{\partial \mathbb{E}[x]}{\partial x} + N\bar{q}\mu \frac{\partial \mathbb{E}[A - x]}{\partial x} - \frac{\Delta^{-\frac{1}{2}}}{2} \frac{\partial \Delta}{\partial x} \right] N\bar{q}N\mathbb{E}[x] - (N\mathbb{E}[x] + N\bar{q}\mu N\mathbb{E}[A - x] + \psi\bar{q}) N\bar{q} \frac{\partial \mathbb{E}[x]}{\partial x}}{2(N\bar{q}N\mathbb{E}[x])^2}, \quad (\text{A.36})
\end{aligned}$$

where

$$\begin{aligned}
\frac{\partial \Delta(s, x)}{\partial s} = & \left(N\mathbb{E}[x] + N\bar{q}\mu N\mathbb{E}[A - x] + \psi\bar{q} \right) \left(\frac{\partial \mathbb{E}[x]}{\partial s} + \frac{\partial \bar{q}}{\partial s} \mu N\mathbb{E}[A - x] + N\bar{q} \left(\frac{\partial \mu}{\partial s} N\mathbb{E}[A - x] \dots \right. \right. \\
& \left. \left. + \mu \frac{\partial \mathbb{E}[A - x]}{\partial s} \right) + \frac{\psi}{N} \frac{\partial \bar{q}}{\partial s} \right) - 4 \left(\left[\frac{\partial \bar{q}}{\partial s} N\mathbb{E}[x] + N\bar{q} \frac{\partial \mathbb{E}[x]}{\partial s} \right] \mu N\mathbb{E}[A - x] + N\bar{q}N\mathbb{E}[x] \left[\frac{\partial \mu}{\partial s} N \dots \right. \right. \\
& \left. \left. \mathbb{E}[A - x] + \mu \frac{\partial \mathbb{E}[A - x]}{\partial s} \right] \right),
\end{aligned}$$

$$\frac{\partial \Delta(s, x)}{\partial x} = \left(N\mathbb{E}[x] + N\bar{q}\mu N\mathbb{E}[A - x] + \psi\bar{q} \right) \left(\frac{\partial \mathbb{E}[x]}{\partial x} + N\bar{q}\mu \frac{\partial \mathbb{E}[A - x]}{\partial x} \right) - 4N\bar{q}\mu N \left(\frac{\partial \mathbb{E}[x]}{\partial x} \dots \right. \\ \left. N\mathbb{E}[A - x] + N\mathbb{E}[x] \frac{\partial \mathbb{E}[A - x]}{\partial x} \right).$$

Finally, we maximize social welfare with respect to $x(z)$, which yields:

$$\theta \frac{f^{N-1}}{\delta} \left(\frac{\partial \mathbb{E}[A(s(x(z))); z]}{\partial s(x(z))} + (\mu N - 1) f'(s(x(z))) \hat{\mathbb{E}}[A(s(x(z))); z] \right) - \frac{\psi}{1 - Nm\bar{q}} \bar{q}'(s(x(z))) \\ = \underbrace{\frac{\psi}{1 - Nm\bar{q}} \left(\frac{\partial m(s(x(z)), x(z))}{\partial s(x(z))} + \frac{\partial m(s(x(z)), x(z))/\partial x(z)}{\partial s(x(z))/\partial x(z)} \right)}_{\text{entry externality}} \frac{N\bar{q}}{m} \quad (\text{A.37})$$

The first line equals the efficient specialization condition of the baseline dynamic model with steady-state behavior.³⁶ The second line highlights the new source of inefficiency related to the external effect of individual specialization on the equilibrium mass of intermediate producers. Comparing (A.37) with (22), we observe that the former nests the latter for fixed m . The additional inefficiency term brought about by free entry crucially depends on $\text{sign} \left\{ \frac{dm}{ds} \right\}$: if it is positive, the entry externality pushes towards equilibrium over-specialization; if negative, towards under-specialization. Either sign is possible in equilibrium. In any case, Proposition A.8 shows that equilibrium specialization is inefficient whenever it affects entry decisions.

Proposition A.8 (Efficiency of the Dynamic Economy: Free entry). *The economy with free entry is always inefficient.*

C Proofs

Proof of Lemma 1. To establish the result, we solve the differential equation (7) characterizing the optimal surplus offered to final producers as follows:

$$x^{\star'}(z) + \lambda\phi(s^{\star}(z))\gamma(z)x^{\star}(z) = \lambda\phi(s^{\star}(z))\gamma(z)A(s^{\star}(z); z) \\ e^{\int_{\underline{z}}^z \lambda\phi(s^{\star}(\hat{z}))\gamma(\hat{z})d\hat{z}} [x^{\star'}(z) + \lambda\phi(s^{\star}(z))\gamma(z)x^{\star}(z)] = e^{\int_{\underline{z}}^z \lambda\phi(s^{\star}(\hat{z}))\gamma(\hat{z})d\hat{z}} \lambda\phi(s^{\star}(z))\gamma(z)A(s^{\star}(z); z) \\ \frac{\partial}{\partial z} \left[e^{\int_{\underline{z}}^z \lambda\phi(s^{\star}(\hat{z}))\gamma(\hat{z})d\hat{z}} x^{\star}(z) \right] = e^{\int_{\underline{z}}^z \lambda\phi(s^{\star}(\hat{z}))\gamma(\hat{z})d\hat{z}} \lambda\phi(s^{\star}(z))\gamma(z)A(s^{\star}(z); z) \\ x^{\star}(z) = e^{-\int_{\underline{z}}^z \lambda\phi(s^{\star}(\hat{z}))\gamma(\hat{z})d\hat{z}} \int_{\underline{z}}^z e^{\int_{\underline{z}}^{\tilde{z}} \lambda\phi(s^{\star}(\hat{z}))\gamma(\hat{z})d\hat{z}} \lambda\phi(s^{\star}(\tilde{z}))A(s^{\star}(\tilde{z}); \tilde{z})\gamma(\tilde{z})d\tilde{z} \\ x^{\star}(z) = \int_{\underline{z}}^z e^{-\int_{\underline{z}}^{\tilde{z}} \lambda\phi(s^{\star}(\hat{z}))\gamma(\hat{z})d\hat{z}} \lambda\phi(s^{\star}(\tilde{z}))A(s^{\star}(\tilde{z}); \tilde{z})\gamma(\tilde{z})d\tilde{z} \\ x^{\star}(z) = \mathbb{E}_{\max\{\tilde{z}\}|\tilde{z} \leq z} [A(s^{\star}(\tilde{z}); \tilde{z})],$$

³⁶Since $\left(\frac{\partial s(x(z))}{\partial x(z)} \right)^{-1} = \frac{\partial x(s(z))}{\partial s(z)}$ by the chain rule, maximizing with respect to $x(z)$ by taking $s(x(z))$ as given is indeed isomorphic to maximizing with respect to $s(z)$ by taking $x(z)$ as given.

where the last step follows from the definition of the expectation operator reported in Section (A.1) (see Section (A.4) for the interpretation). \blacksquare

Lemma A.1 (Comparative Statics: market share reallocation from lower search frictions). *Lower search frictions ($\lambda \uparrow$) increases conditional match surplus per input for given specialization function by reallocating market shares towards more productive firms.*

Proof. Consider the direct effect of an increase in λ on conditional match surplus per input:

$$\begin{aligned}
& \frac{d}{d\lambda} \int \frac{\lambda \phi(s(z)) \exp\{-\lambda \hat{\phi}(z, \bar{z})\} \gamma(z) (A(s(z); z)) dz}{\int \lambda \phi(s(\tilde{z})) \exp\{-\lambda \hat{\phi}(\tilde{z}, \bar{z})\} \gamma(\tilde{z}) d\tilde{z}} \\
&= \int \frac{(A(s(z); z)) \gamma^*(z, \bar{z})}{f} \left[-\hat{\phi}(z, \bar{z}) + \int \hat{\phi}(\tilde{z}, \bar{z}) \frac{\gamma^*(z, \bar{z})}{f} \right] dz \\
&= \frac{1}{f^2} \left(\mathbb{E}[\hat{\phi}(z, \bar{z})] \mathbb{E}[A(s(z); z)] - f \mathbb{E}[\hat{\phi}(z, \bar{z}) (A(s(z); z))] \right) \\
&= \frac{1}{f^2} \left((1 - f) \mathbb{E}[\hat{\phi}(z, \bar{z})] \mathbb{E}[A(s(z); z)] - f \text{Cov}[\hat{\phi}(z, \bar{z}), (A(s(z); z))] \right) \\
&> 0,
\end{aligned}$$

where $\gamma^*(z, \bar{z}) \equiv \lambda \phi(s(z)) \exp\{-\lambda \hat{\phi}(z, \bar{z})\} \gamma(z)$ and the last step follows from observing that $\text{Cov}[\hat{\phi}(z, \bar{z}), (A(s(z); z))] < 0$ as $\partial[\hat{\phi}(z, \bar{z})]/\partial z < 0$ and $\partial A(s(z); z)/\partial z > 0$. \blacksquare

Proof of Proposition 1. To establish the claim, we evaluate the marginal welfare effect of specialization at the equilibrium solution, as implicitly defined by equation (8). By definition, efficient specialization, as implicitly defined by equation (11), equalizes the marginal welfare effect of specialization to zero, i.e., $\frac{\partial \mathcal{W}}{\partial s(z)} \big|_{s(z)=S(z)} = 0$.

$$\begin{aligned}
\frac{\partial \mathcal{W}}{\partial s(z)} \bigg|_{s(z)=s^*(z)} &= \theta \lambda \mathcal{P}(z; N) \left[A'(s^*(z)) + \frac{\phi'(s^*(z))}{\phi(s^*(z))} \left(A(s^*(z); z) - \mathbb{E}_{\max\{\bar{z}\}|\bar{z} \leq z} [A(s^*(\bar{z}); \bar{z})] \right. \right. \\
&\quad \left. \left. + (N-1) e^{-\lambda \hat{\phi}(z, z)} \hat{\mathbb{E}}[A(s^*(\bar{z}); \bar{z})] \right) \right] - \frac{\psi}{1 - Nm\bar{q}} q'(s^*(z)) \\
&= \theta \lambda \mathcal{P}(z; N) \left[A'(s^*(z)) + \frac{\phi'(s^*(z))}{\phi(s^*(z))} \left(A(s^*(z); z) - \mathbb{E}_{\max\{\bar{z}\}|\bar{z} \leq z} [A(s^*(\bar{z}); \bar{z})] \right. \right. \\
&\quad \left. \left. + (N-1) e^{-\lambda \hat{\phi}(z, z)} \hat{\mathbb{E}}[A(s^*(\bar{z}); \bar{z})] \right) \right] - w q'(s^*(z)) \\
&= \theta \lambda \mathcal{P}(z; N) \frac{\phi'(s^*(z))}{\phi(s^*(z))} \left[x^*(z) - \mathbb{E}_{\max\{\bar{z}\}|\bar{z} \leq z} [A(s^*(\bar{z}); \bar{z})] + (N-1) e^{-\lambda \hat{\phi}(z, z)} \hat{\mathbb{E}}[A(s^*(\bar{z}); \bar{z})] \right] \\
&= \theta \lambda \mathcal{P}(z; N) \frac{\phi'(s^*(z))}{\phi(s^*(z))} (N-1) e^{-\lambda \hat{\phi}(z, z)} \hat{\mathbb{E}}[A(s^*(\bar{z}); \bar{z})] \leq 0,
\end{aligned}$$

where the second equality follows from the labor market clearing condition, $w = \frac{\psi}{1 - Nm\bar{q}}$, the third equality follows from the equilibrium specialization condition (8) and the fourth equality from the equilibrium surplus offered to final producers (9).

We establish the first statement by noting that the marginal welfare effect of equilibrium specialization is zero if and only if $N = 1$. Whenever $N > 1$, the marginal welfare effect of

equilibrium specialization is negative since $\phi'(s) < 0$. Hence, when the production process is complex, the planner would choose a lower level of specialization: the equilibrium features *over-specialization*. ■

Proof of Proposition 2. To establish the claim, we follow the same strategy as in Proposition 1. Evaluating the marginal welfare effect of specialization at the equilibrium solution yields:

$$\begin{aligned}
\left. \frac{\partial \mathcal{W}}{\partial s(z)} \right|_{s(z)=s^*(z)} &= \theta \lambda \mathcal{P}(z; N) \left[A'(s^*(z)) + \frac{\phi'(s^*(z))}{\phi(s^*(z))} \left(A(s^*(z); z) - \mathbb{E}_{\max\{\tilde{z}\}|\tilde{z} \leq z} [A(s^*(\tilde{z}); \tilde{z})] + (N-1) \right. \right. \\
&\quad \left. \left. e^{-\lambda \hat{\phi}(z, z)} \hat{\mathbb{E}}[A(s^*(z); z)] - \frac{\beta(1-\delta)}{1+\beta(1-\delta)} f^N N e^{-\lambda \hat{\phi}(z, z)} \hat{\mathbb{E}}[A(s^*(z); z)] \right) \right] - \frac{\psi}{1-Nm\bar{q}} q'(s^*(z)) \\
&= \theta \lambda \mathcal{P}(z; N) \left[A'(s^*(z)) + \frac{\phi'(s^*(z))}{\phi(s^*(z))} \left(A(s^*(z); z) - \mathbb{E}_{\max\{\tilde{z}\}|\tilde{z} \leq z} [A(s^*(\tilde{z}); \tilde{z})] + (N-1) \right. \right. \\
&\quad \left. \left. e^{-\lambda \hat{\phi}(z, z)} \hat{\mathbb{E}}[A(s^*(z); z)] - \frac{\beta(1-\delta)}{1+\beta(1-\delta)} f^N N e^{-\lambda \hat{\phi}(z, z)} \hat{\mathbb{E}}[A(s^*(z); z)] \right) \right] - w q'(s^*(z)) \\
&= \theta \lambda \mathcal{P}(z; N) \frac{\phi'(s^*(z))}{\phi(s^*(z))} \left[x^*(z) - \mathbb{E}_{\max\{\tilde{z}\}|\tilde{z} \leq z} [A(s^*(\tilde{z}); \tilde{z})] + (N-1) e^{-\lambda \hat{\phi}(z, z)} \hat{\mathbb{E}}[A(s^*(z); z)] \right. \\
&\quad \left. - \frac{\beta(1-\delta)}{1+\beta(1-\delta)} f^N N e^{-\lambda \hat{\phi}(z, z)} \hat{\mathbb{E}}[A(s^*(z); z)] \right] \\
&= \theta \lambda \mathcal{P}(z; N) \frac{\phi'(s^*(z))}{\phi(s^*(z))} \left[N \left(1 - \frac{\beta(1-\delta)}{1+\beta(1-\delta)} f^N \right) - 1 \right] e^{-\lambda \hat{\phi}(z, z)} \hat{\mathbb{E}}[A(s^*(z); z)] \leq 0.
\end{aligned}$$

Let $\mathcal{M}(N) \equiv 1 - \frac{\beta(1-\delta)}{1+\beta(1-\delta)} f^N$. The equilibrium is efficient if and only if $N\mathcal{M}(N) = 1 \iff N = \frac{1}{\mathcal{M}(N)}$. If $N > \frac{1}{\mathcal{M}(N)}$, the equilibrium exhibits over-specialization. Notice that $\frac{1}{\mathcal{M}(N)} = \frac{1+\beta(1-\delta)}{1+\beta(1-\delta)(1-f^N)}$. Since $\beta \in (0, 1)$, $\delta \in (0, 1)$, and $f \in (0, 1)$, it follows that $\frac{1}{\mathcal{M}(N)} \in (1, 1+\beta(1-\delta))$, where $1+\beta(1-\delta) < 2$. Since $N \in \mathbb{N}$, if the production process is complex, the equilibrium exhibits over-specialization. ■

Proof of Proposition 3. Let $\mathcal{G}(N) \equiv N\mathcal{M}(N) - 1$. From Proposition 2, we know that the equilibrium allocation displays over-specialization if $\mathcal{G}(N) > 0$. We now analyze the behavior of $\mathcal{G}(N)$ as the complexity of the production process varies. Formally, we study the sign of

$$\mathcal{G}(N) - \mathcal{G}(N-1) = 1 - \chi \left(N f(N)^N - (N-1) f(N-1)^{N-1} \right),$$

where the dependence of the input finding probability on the complexity of the production process is made explicit and $\chi \equiv \frac{\beta(1-\delta)}{1+\beta(1-\delta)}$ collects the terms independent of N . We develop our argument in three steps:

1. Find the upper bound of $\chi \left(N f(N)^N - (N-1) f(N-1)^{N-1} \right)$

Since $\beta \in (0, 1)$ and $\delta \in (0, 1)$, the upper bound of χ is $\bar{\chi} = \frac{1}{2}$. Since $f(N) = 1 - e^{-\lambda \bar{\phi}(N)}$, its the upper bound is $\bar{f} = 1 - e^{-\lambda}$. It follows that the upper bound of the expression is

$$U(N; \lambda) = \frac{1}{2} N (1 - e^{-\lambda})^N$$

2. Analyze the monotonicity condition $\mathcal{G}(N) - \mathcal{G}(N-1) > 0 \iff U(N; \lambda) < 1 \iff N(1 - e^{-\lambda})^N < 2$

Study the behavior of $\varphi(N) = N(1 - e^{-\lambda})^N$. The limiting behavior is described by:

$$\begin{aligned}\varphi(1) &= \bar{f} < 1, \\ \lim_{N \rightarrow \infty} N \bar{f}^N &= \lim_{N \rightarrow \infty} \frac{1}{N \bar{f}^{1-N}} = 0,\end{aligned}$$

where the second limit makes use of de l'Hopital rule.

The interior behavior is described by:

$$\varphi'(N) = \bar{f}^N (1 + \ln \bar{f}),$$

where $\varphi'(N) > 0 \iff N < \frac{1}{-\ln \bar{f}}$ and $\varphi'(N) < 0 \iff N > \frac{1}{-\ln \bar{f}}$. Let \bar{N} denote the complexity level which maximizes $\varphi(N)$, i.e., $\bar{N} \equiv \operatorname{argmax} \varphi(N) = \frac{1}{-\ln \bar{f}}$.

3. Find a parametric restriction on λ such that $U(N; \lambda) \leq 1 \forall N$.

A sufficient condition for the condition to hold is $U(\bar{N}; \lambda) \leq 1$. Formally,

$$\frac{(1 - e^{-\lambda})^{\frac{1}{-\ln(1 - e^{-\lambda})}}}{-\ln(1 - e^{-\lambda})} < 2.$$

The left-hand side ranges from 0 (for $\lambda \rightarrow 0$) to ∞ (for $\lambda \rightarrow \infty$). Moreover, for reasonable values of λ , the left-hand side is continuous and monotonically increasing in λ . Hence, $\exists! \bar{\lambda}$ such that $U(\bar{N}; \lambda) \leq 1 \forall \lambda \leq \bar{\lambda}$.

Hence, if search efficiency is low enough, the equilibrium allocation of the dynamic economy displays more over-specialization and under-resilience as complexity increases. ■

Proof of Proposition 4. Let $\mathcal{G}(\delta) \equiv N\mathcal{M}(N; \delta) - 1$. From Proposition 2, we know that the equilibrium allocation displays more over-specialization the higher $\mathcal{G}(\delta)$ is. We now analyze the behavior of $\mathcal{G}(\delta)$ as the disruption probability varies.

$$\begin{aligned}\mathcal{G}(\delta) &= N \left(1 - \frac{\beta(1 - \delta)}{1 + \beta(1 - \delta)} f^N \right) - 1 \\ \mathcal{G}'(\delta) &= \frac{-\beta(1 - f^N)[1 + \beta(1 - \delta)] + \beta[1 + \beta(1 - \delta)(1 - f^N)]}{[1 + \beta(1 - \delta)]^2} N \\ &\propto -\beta[1 + \beta(1 - \delta)] + \beta f^N [1 + \beta(1 - \delta)] + \beta[1 + \beta(1 - \delta)] - \beta f^N \beta(1 - \delta) \\ &\propto 1 > 0.\end{aligned}$$

Hence, as the frequency of disruption increases, the equilibrium allocation of the dynamic economy displays more over-specialization and under-resilience. ■

Proof of Proposition 5. Let $\mathcal{G}(\lambda) \equiv N\mathcal{M}(N; \lambda) - 1$. From Proposition 2, we know that the equilibrium allocation displays more over-specialization the higher $\mathcal{G}(\lambda)$ is. We now analyze the

behavior of $\mathcal{G}(\lambda)$ as search efficiency varies.

$$\begin{aligned}\mathcal{G}(\lambda) &= N(1 - \chi f(\lambda)^N) - 1 \\ \mathcal{G}'(\lambda) &= -N\chi N f(\lambda)^{N-1} \frac{\partial f(\lambda)}{\partial \lambda} \\ &\propto -\frac{\partial f(\lambda)}{\partial \lambda} \\ &\propto -(1 + \epsilon_{\bar{\phi}, \lambda}),\end{aligned}$$

where $\epsilon_{\bar{\phi}, \lambda} \equiv \frac{\partial \bar{\phi}(\lambda)}{\partial \lambda} \frac{\lambda}{\bar{\phi}(\lambda)}$ is the elasticity of the average compatibility probability to search efficiency and the last equality follows from $\frac{\partial f(\lambda)}{\partial \lambda} = (\bar{\phi}(\lambda) + \lambda \bar{\phi}'(\lambda)) e^{-\lambda \bar{\phi}(\lambda)} = \bar{\phi}(\lambda)(1 + \epsilon_{\bar{\phi}, \lambda}) e^{-\lambda \bar{\phi}(\lambda)}$.

Hence, if the elasticity of the average compatibility probability to search efficiency exceeds one, the equilibrium allocation of the dynamic economy displays more over-specialization and under-resilience as search frictions decline. \blacksquare

Proof of Proposition 6. To establish the claim, we follow the same strategy as in Proposition 1. Evaluating the marginal welfare effect of specialization at the equilibrium solution yields:

$$\begin{aligned}\left. \frac{\partial \mathcal{W}}{\partial s(z)} \right|_{s(z)=s^*(z)} &= \theta \lambda \mathcal{P}(z; N) \left[A'(s^*(z)) + \frac{\phi'(s^*(z))}{\phi(s^*(z))} \left(A(s^*(z); z) - \mathbb{E}_{\max\{\tilde{z}\}|\tilde{z} \leq z} [A(s^*(\tilde{z}); \tilde{z})] + \chi_1(f; N)(N-1) \right. \right. \\ &\quad \left. \left. e^{-\lambda \hat{\phi}(z, z)} \hat{\mathbb{E}}[A(s^*(z); z)] - \chi_2(f; N) \frac{\beta(1-\delta)}{1+\beta(1-\delta)} f^N N e^{-\lambda \hat{\phi}(z, z)} \hat{\mathbb{E}}[A(s^*(z); z)] \right) \right] \\ &\quad - \frac{\psi}{1 - Nm\bar{q}} q'(s^*(z)) \\ &= \theta \lambda \mathcal{P}(z; N) \left[A'(s^*(z)) + \frac{\phi'(s^*(z))}{\phi(s^*(z))} \left(A(s^*(z); z) - \mathbb{E}_{\max\{\tilde{z}\}|\tilde{z} \leq z} [A(s^*(\tilde{z}); \tilde{z})] + \chi_1(f; N)(N-1) \right. \right. \\ &\quad \left. \left. e^{-\lambda \hat{\phi}(z, z)} \hat{\mathbb{E}}[A(s^*(z); z)] - \chi_2(f; N) \frac{\beta(1-\delta)}{1+\beta(1-\delta)} f^N N e^{-\lambda \hat{\phi}(z, z)} \hat{\mathbb{E}}[A(s^*(z); z)] \right) \right] \\ &\quad - w q'(s^*(z)) \\ &= \theta \lambda \mathcal{P}(z; N) \frac{\phi'(s^*(z))}{\phi(s^*(z))} \left[x^*(z) - \mathbb{E}_{\max\{\tilde{z}\}|\tilde{z} \leq z} [A(s^*(\tilde{z}); \tilde{z})] + \chi_1(f; N)(N-1) e^{-\lambda \hat{\phi}(z, z)} \right. \\ &\quad \left. \hat{\mathbb{E}}[A(s^*(z); z)] - \chi_2(f; N) \frac{\beta(1-\delta)}{1+\beta(1-\delta)} f^N N e^{-\lambda \hat{\phi}(z, z)} \hat{\mathbb{E}}[A(s^*(z); z)] \right] \\ &= \theta \lambda \mathcal{P}(z; N) \frac{\phi'(s^*(z))}{\phi(s^*(z))} \left[\chi_1(f; N)(N-1) - \chi_2(f; N) \frac{\beta(1-\delta)}{1+\beta(1-\delta)} f^N N \right] e^{-\lambda \hat{\phi}(z, z)} \hat{\mathbb{E}}[A(s^*(z); z)] \\ &\leq 0. \\ &\geq 0.\end{aligned}$$

The equilibrium is efficient if and only if $N = 1 + \frac{\beta(1-\delta)}{1+\beta(1-\delta)} f^N \frac{\chi_2(f; N)}{\chi_1(f; N)}$. If $N > 1 + \frac{\beta(1-\delta)}{1+\beta(1-\delta)} f^N \frac{\chi_2(f; N)}{\chi_1(f; N)}$, the equilibrium exhibits over-specialization. \blacksquare

Proof of Remark 7. From equation (28), optimal specialization is decreasing in the disruption probability δ_j . It follows that intermediate producers more prone to disruption will specialize less their products. Depending on the sensitivity of the average compatibility probability to specialization, the derivative $\frac{\partial}{\partial \delta_j} (\delta_j [1 - f(\bar{\phi}_j)])$ may be positive or negative. \blacksquare

Proof of Proposition 7. Given equation (31), and the definition $\mathcal{X}(z) = x^*(z) - \tau^*(z)$ we note that $\tau^*(z) = e^{-\lambda\hat{\phi}(\underline{z}, z)} (N-1) \hat{\mathbb{E}}[A(s^*(\tilde{z}); \tilde{z})]$. Using the definition of T^* , we obtain equation (32). ■

Proof of Proposition 8. Following the same steps of the proof of Proposition 7 we obtain the untargeted component T_d^* . Similarly, we obtain the bounds by evaluating $e^{-\lambda\hat{\phi}(\underline{z}, z)}$ at \underline{z} and \bar{z} . ■

Proof of Proposition 9. From the proof of Proposition 2, we observe that the marginal welfare effect of specialization at the equilibrium solution is negative for any productivity level if the production process is complex. Formally, $N > 1 \implies \left. \frac{\partial \mathcal{W}}{\partial s(z)} \right|_{s(z)=s^*(z)} < 0 \forall z$. It follows that constraining specialization of the highest-specialization firms is welfare-improving. ■

Proof of Proposition A.1. Since the efficient specialization is independent of the surplus-sharing rule, the result follows directly from applying Proposition 1 to the equilibrium specialization function of the bargaining model (A.5). ■

Proof of Proposition A.2. Following the same steps as in the proof of Proposition 2 yields:

$$\begin{aligned} \left. \frac{\partial \mathcal{W}}{\partial s(z)} \right|_{s(z)=s^*(z)} &= \theta \lambda \mathcal{P}(z; N) \left[A'(s^*(z)) + \frac{\phi'(s^*(z))}{\phi(s^*(z))} \left(A(s^*(z); z) - \mathbb{E}_{\max\{\tilde{z} | \tilde{z} \leq z\}}[A(s^*(\tilde{z}); \tilde{z})] + (N-1) \right. \right. \\ &\quad \left. \left. e^{-\lambda\hat{\phi}(\underline{z}, z)} \hat{\mathbb{E}}[A(s^*(z); z)] - \frac{1-\delta}{\delta + (1-\delta)f^N} f^N N e^{-\lambda\hat{\phi}(\underline{z}, z)} \hat{\mathbb{E}}[A(s^*(z); z)] \right) \right] - \frac{\psi}{1 - Nm\bar{q}} q'(s^*(z)) \\ &= \theta \lambda \mathcal{P}(z; N) \frac{\phi'(s^*(z))}{\phi(s^*(z))} \left[N \left(1 - \frac{1-\delta}{\delta + (1-\delta)f^N} f^N \right) - 1 \right] e^{-\lambda\hat{\phi}(\underline{z}, z)} \hat{\mathbb{E}}[A(s^*(z); z)] \leq 0. \end{aligned}$$

Notice that $\mu(N) \equiv 1 - \frac{1-\delta}{\delta + (1-\delta)f^N} f^N$. The equilibrium is efficient if and only if $N\mu(N) = 1 \iff N = \frac{1}{\mu(N)}$. If $N > \frac{1}{\mu(N)}$, the equilibrium exhibits over-specialization. ■

Proof of Proposition A.3. Rearranging eq. (A.17) and (A.18) yield $f(s^*(z))^{N^*} = \exp\{-1\}$ and $f(\mathcal{S}(z))^N = \exp\{-(1 - \frac{w\ell}{y})\}$. It follows that, as long as there are some product design costs in the economy, the level of complexity in equilibrium exceeds the efficient one. Note also that if $w\ell = y$ then the efficient level of complexity is $N^* = 0$, which clearly cannot be optimal for the social planner. ■

Proof of Proposition A.4. Taking the search externality term in (A.19) to the left-hand side yields $\theta \frac{f^{N-1}}{\delta} \mathbb{E}[A] \left(1 - \mu N \ln(1/f) \right) = \frac{\psi}{1 - mN\bar{q}} \bar{q}$. Upon substituting for the labor market clearing and product market clearing conditions (A.6)-(A.7), it follows that $\frac{\psi}{1 - mN\bar{q}} \bar{q} \frac{\theta f^{N-1} \mathbb{E}[A]}{\delta} = \frac{w\ell}{y}$. This first-order condition differs from (A.18) only by the share of searching final good producers μ multiplying $N \ln(1/f)$. Hence, $(f^N)^* = \exp\left\{ -\frac{1}{\mu} \left(1 - \frac{w\ell}{y} \right) \right\}$. Comparing this expression with (A.17), it follows that complexity is efficient for given specialization if and only if $LS = 1 - \mu$. As in the baseline dynamic model, specialization is efficient for given complexity if and only if $N = \frac{1}{\mu}$. If the two efficiency conditions hold simultaneously, the endogenous complexity equilibrium is therefore efficient.

Since $f^N = \exp\{-1\}$ and $f^{N^*} = \exp\{-\frac{1}{\mu^*}(1 - LS^*)\}$, the equilibrium features under-resilience if and only if $LS^* > 1 - \mu^*$. \blacksquare

Proof of Proposition A.5. Consider the social planner problem of choosing specialization in the presence of any cost K borne by final producers. Upon imposing symmetry across inputs, the problem reads:

$$\max_{\hat{s}(z)} \frac{\delta}{\delta + (1 - \delta)f^{N-1}f(\hat{s}(z))} \frac{f^{N-1}}{\delta} \left(\int \lambda \phi(\hat{s}(z)) \exp\{-\lambda \hat{\phi}(z, \bar{z})\} [A(\hat{s}(z); z) - \kappa] \right. \\ \left. \gamma(z) dz + (N - 1)f(\hat{s}(z))\hat{\mathbb{E}}[A - \kappa] \right) + \psi \log(1 - m((N - 1)\bar{q} + \bar{q}(\hat{s}(z)))) ,$$

where $\kappa \equiv K/N$. Efficient specialization of intermediate producers with productivity z is given by:

$$\theta \frac{f^{N-1}}{\delta} \left(\frac{\partial \mathbb{E}[A(\mathcal{S}(z); z) - \kappa]}{\partial \mathcal{S}(z)} + (N - 1)f'(\mathcal{S}(z))\hat{\mathbb{E}}[A(\mathcal{S}(z); z) - \kappa] \right. \\ \left. - \frac{1 - \delta}{\delta + (1 - \delta)f^N} f^N N f'(\mathcal{S}(z))\hat{\mathbb{E}}[A(\mathcal{S}(z); z) - \kappa] \right) = \frac{\psi}{1 - mN\bar{q}} q'(\mathcal{S}(z)).$$

Evaluating the planner's first-order condition at the equilibrium specialization yields:

$$\frac{\partial \mathcal{W}}{\partial s(z)} \Big|_{s(z)=s^*(z)} \propto \underbrace{\mathbb{E}_{\max\{\bar{z}\}|\bar{z} \leq z} [A(s^*(\bar{z}); \bar{z})]}_{\text{business stealing externality}} - \underbrace{x^*(z)}_{\text{appropriability externality}} - \underbrace{(N - 1)e^{-\lambda \hat{\phi}(\bar{z}, z)}\hat{\mathbb{E}}[A(s^*(z); z) - \kappa]}_{\text{network externality}} \\ + \underbrace{\frac{1 - \delta}{\delta + (1 - \delta)f^N} f^N e^{-\lambda \hat{\phi}(\bar{z}, z)} N \hat{\mathbb{E}}[A(s^*(z); z) - \kappa]}_{\text{search externality}},$$

where $x^*(z) = x_0 + \mathbb{E}_{\max\{\bar{z}\}|\bar{z} \leq z} [A(s^*(\bar{z}); \bar{z})]$, with $x_0 = \kappa - \frac{N-1}{N}\hat{\mathbb{E}}[\tilde{x}(z)]$ and $\tilde{x}(z) = \mathbb{E}_{\max\{\bar{z}\}|\bar{z} \leq z} [A(s^*(\bar{z}); \bar{z})]$, is the equilibrium surplus offered. For the equilibrium surplus offered to balance appropriability and business-stealing externalities as in the model without costs downstream, the following needs to hold:

$$x_0 = \left(1 - e^{-\lambda \hat{\phi}(\bar{z}, z)}\right) \kappa \iff \kappa = e^{\lambda \hat{\phi}(\bar{z}, z)} \frac{N-1}{N} \hat{\mathbb{E}}[\tilde{x}(z)] \quad \forall z \in [\underline{z}, \bar{z}].$$

Since this condition never holds simultaneously for any productivity level, appropriability and business-stealing externalities are not perfectly balanced by the equilibrium offered surplus when final producers bear other costs than input purchases. \blacksquare

Proof of Proposition A.6. Comparing (A.22) with (A.25) we note that the benefits of higher robustness are evaluated differently by firms and by the planner. Firms obtain a marginal flow benefit $\mathbb{E}[x - \kappa]$ smaller than the social marginal flow benefit $\mathbb{E}[A - \kappa]$. This force, in isolation, would induce under-investment in robustness. On the other hand, the planner discounts at the social discount factor $\delta(r)/[(1 - f^N)\mu]$, while private firms discount at their destruction rate

$\delta(r)$. As a consequence, the planner discounts the marginal surplus more than private firms, which pushes the equilibrium towards investing excessively in robustness. For given aggregate specialization, under-robustness obtains if and only if $\tilde{\zeta} \equiv \frac{\mathbb{E}[x-\kappa]}{\mathbb{E}[A-\kappa]} < (1-f^N)\mu$. From this formulation, it is apparent that the lower the share of the match surplus accruing to final producers, the more likely under-robustness is. Equilibrium specialization is efficient if and only if: $N = \frac{1}{\mu} \left(1 + \frac{(1-e^{-\lambda\phi(\bar{z},z)})\kappa-x_0}{\mathbb{E}[A-\kappa]} \right) \forall z \in [\underline{z}, \bar{z}]$. Since this condition never holds for more than one productivity level at a time, equilibrium specialization at the firm level is inefficient. Since the exit probability discounts the marginal benefit of specialization in (19), higher robustness induces higher equilibrium specialization, as well. Inefficiency of firm-level specialization directly follows from Corollary 1. ■

Proof of Proposition A.7. The proposition follows directly from eq. (A.7). If inputs are not perfect substitutes, *i.e.*, $\frac{\partial \bar{A}_j}{\partial s_i(z)} \geq 0 \forall j = \{1, \dots, N\} \setminus \{i\}$, the social marginal benefit of specialization increases with respect to the private one, thus making the under-specialization condition of the baseline dynamic model, $N < 1 + \frac{(1-\delta)f^N}{\delta}$, sufficient for equilibrium under-specialization in the model with generalized quality function. ■

Proof of Proposition A.8. By rearranging (A.37), it follows that the equilibrium is efficient if and only if:

$$\theta \frac{f^{N-2}}{\delta} \left(\frac{\delta}{f^N + (1-f^N)\delta} N - 1 \right) \mathbb{E}[A(s(x(z)); z)] = - \frac{\psi}{1 - Nm\bar{q}} \frac{N\bar{q}}{m(-f'(s(x(z))))} \\ \left(\frac{\partial m(s(x(z)), x(z))}{\partial s(x(z))} + \frac{\partial m(s(x(z)), x(z))/\partial x(z)}{\partial s(x(z))/\partial x(z)} \right) \quad \forall z \in [\underline{z}, \bar{z}].$$

Since the left-hand side is constant across firms and the right-hand side is firm-specific, the economy with free entry is always inefficient. ■