

A Dynamic, Self-balancing k -d Tree

Russell A. Brown

Abstract

The original description of the k -d tree recognized that rebalancing techniques, used for building an AVL tree or a red-black tree, are not applicable to a k -d tree, because these techniques involve cyclic exchange of tree nodes, which destroys the sorted order of the k -d tree. For this reason, a static, balanced k -d tree is often built from all of the k -dimensional data en masse. However, it is possible to build a dynamic k -d tree that self-balances when necessary after insertion or deletion of each k -dimensional datum. This article describes insertion, deletion, and rebalancing algorithms for a dynamic, self-balancing k -d tree, and measures their performance.

1. Introduction

Bentley introduced the k -d tree as a binary search tree that stores k -dimensional data [Bentley 1975]. Like a binary search tree, a k -d tree partitions a set of data at each recursive level of the tree. Unlike a binary search tree that uses only one key for all levels of the tree, a k -d tree uses k keys and cycles through the keys for successive levels of the tree. For example, to build a k -d tree from three-dimensional tuples that represent (x, y, z) coordinates, the keys would be cycled as x, y, z, x, y, z, \dots for successive levels of the k -d tree. A more elaborate scheme for cycling the keys chooses the coordinate that has the widest dispersion or largest variance to be the key for a particular level of recursion [Friedman et al. 1977], but this article assumes that the keys are cycled as x, y, z, x, y, z, \dots in order to simplify the exposition.

Bentley proposed that the x -, y -, and z -coordinates not be used as keys independently of one another, but instead that x , y , and z form the most significant portions of the respective super keys $x:y:z$, $y:z:x$, and $z:x:y$ that represent cyclic permutations of x , y , and z . The symbols for these super keys use a colon to designate the concatenation of the individual x , y and z values. For example, the symbol $z:x:y$ represents a super key wherein z is the most significant portion of the super key, x is the middle portion of the super key, and y is the least significant portion of the super key.

A dynamic k -d tree has been described that maintains multiple, balanced k -d trees that differ in size and that are updated periodically [Procopiuc et al. 2003]. In contrast, the algorithms described in the present article maintain a single k -d tree.

Figure 1 depicts a dynamic k -d tree wherein 12 (x, y, z) tuples are partitioned by an $x:y:z$ super key at the root of the tree, then partitioned by a $y:z:x$ super key at the first level below the root, then partitioned by a $z:x:y$ super key at the second level below the root, and then partitioned by an $x:y:z$ super key at the third level below the root. The $<$ and $>$ symbols specify that each left or right child node has a smaller or larger super key respectively than its parent.

This k -d tree is not balanced. The dashed border of node $(9, 2, 1)$ represents the fact that this node was just inserted into the tree. Its insertion violates the balance criteria of the tree, so the tree must be rebalanced, as will be discussed subsequently.

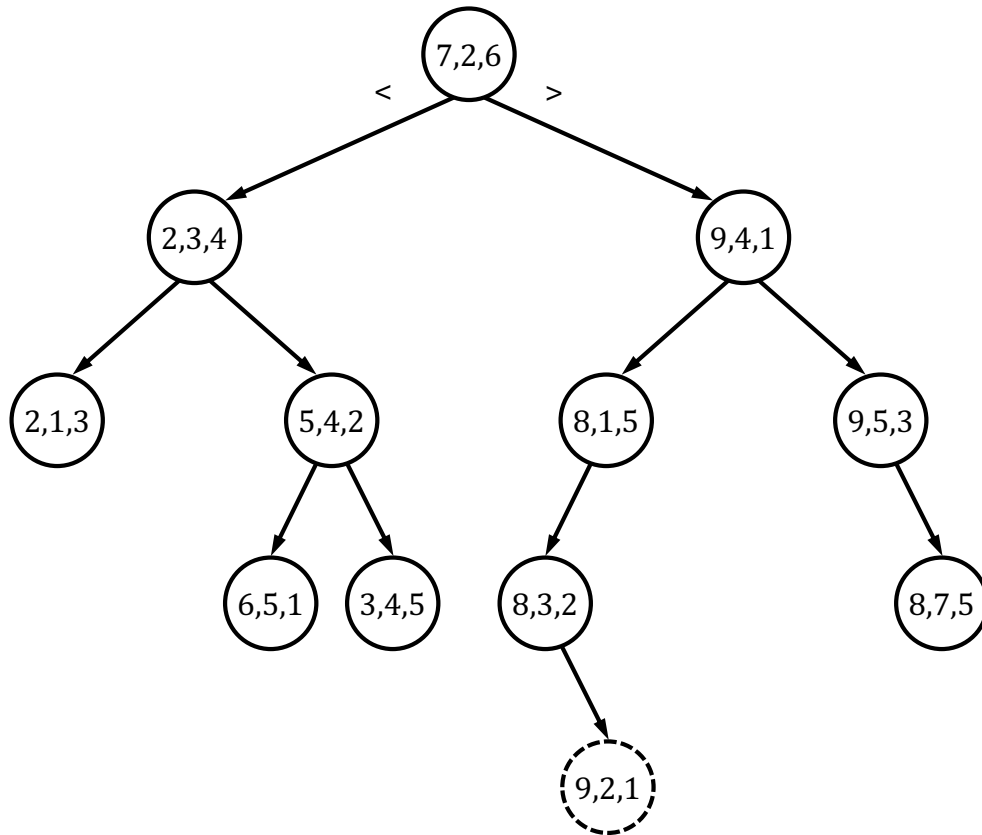


Figure 1. A k -d tree built by partitioning via $x:y:z$, $y:z:x$, and $z:x:y$ super keys

1.1. Two Definitions of Balance

The balance at each node of the k -d tree is determined by the relative heights of that node's left and right subtrees, where height is defined as the maximum path length from a node to the bottom of the tree. The height of a leaf node is 1. The height of a null child pointer is 0. The height of any particular node is computed as 1 plus the greater of the heights of its two children, and assigned to that node's `height` field.

Given this definition of height, it is possible to define two types of balance. The first type of balance, AVL balance, requires that, at each node of the tree, the node's left and right subtrees differ in height by at most one node [Adelson-Velskii and Landis 1962].

The second type of balance, red-black balance, requires that, at each node of the tree, the node's left and right subtrees differ in height by a factor of 2 or less. This requirement derives from the following features of a red-black tree: (1) a node is colored either red or black; (2) if a node is red, both of its children must be black; and (3) every path from a given node to the bottom of the tree must contain the same number of black nodes [Weiss 2014]. Given these features, the shortest path from any node to the bottom of a red-black tree comprises only black nodes, whereas the longest path comprises alternating red and black nodes. Hence, because every path from any node to the bottom of the tree must contain the same number of black nodes, the longest path is twice the length of the shortest path [Drozdek 2013].

The algorithm described in the present article may be configured to use either AVL balance or red-black balance, but not both together. One caveat relative to red-black balance is that, for a node that has only one child, the balance of the other, `null` child is 0, so the balance of the only child is always greater than twice the balance of the `null` child. This problem is resolved by reverting to AVL balance for this case.

1.2. Insertion into a k -d Tree and Subsequent Rebalancing

Insertion into a k -d tree occurs in a similar manner to insertion into a standard binary search tree (i.e., a 1-d binary search tree) [Drozdek 2013] [Weiss 2014]. To insert a k -dimensional tuple, the tree is searched recursively for that tuple, comparing the appropriate $x:y:z$, $y:z:x$, or $z:x:y$ super key at each level of the tree. If the search arrives at the bottom of the tree without finding the tuple, the tuple is inserted into the tree as a new leaf node.

Then, as the recursion unwinds, the height is computed at each node along the return path to the root of the tree, and the balance is checked at each node to determine whether rebalancing is required at that node. For example, inspection of Figure 1 reveals that the balance is 1, 2, and 3 at nodes (9, 2, 1); (8, 3, 2); and (8, 1, 5) respectively. Hence, the subtree rooted at node (8, 1, 5) must be rebalanced as required by either the AVL criterion or the red-black criterion. That subtree is rebalanced by rebuilding it to produce the subtree that contains nodes (8, 3, 2); (9, 2, 1); and (8, 1, 5) that are depicted with dashed borders in Figure 2 [Weiss 2014]. Rebuilding a subtree that comprises 3 nodes or fewer, which is a frequent case, requires at most 3 comparisons of super keys [Stepanov and McJones 2009]. Larger subtrees require more elaborate algorithms that rebuild the subtree in $O[kn \log(n)]$ or $O[n \log(n)]$ time [Brown 2025b].

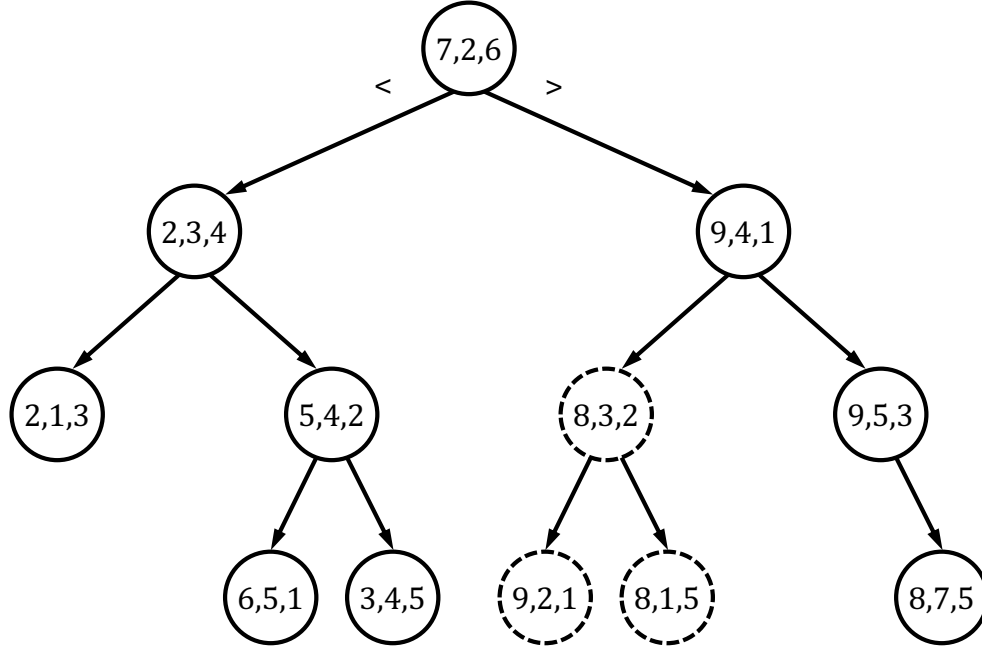


Figure 2. Rebuilding the subtree rooted at node $(8, 1, 5)$ in Figure 1 rebalances the k -d tree

1.3. Deletion from a k -d Tree and Subsequent Rebalancing

Deletion from a k -d tree begins in a similar manner to, but is more complicated than, deletion from a 1-d binary search tree [Drozdek 2013], [La Rocca 2021] [Weiss 2014]. To delete a k -dimensional tuple, the tree is searched recursively for that tuple, comparing the appropriate $x:y:z$, $y:z:x$, or $z:x:y$ super key at each level of the tree. If the search finds the tuple, the tuple is deleted from the tree as one of the three cases: (1) a leaf node with no children, (2) a node with one child, and (3) a node with two children. After deletion of the node, the height is computed at each node along the return path to the root of the tree as the recursion unwinds, and the balance is checked at each node to determine whether rebalancing is required at that node.

The first case is deletion of a leaf node that has no children. The node is removed from the tree, and then the recursion unwinds, with attendant computation of the height and potential rebalancing at each node along the return path to the root of the tree.

The following discussion of the second and third cases reveals that these two cases both converge to the first case. Hence, deletion from a k -d tree always concludes via removal of a leaf node [Drozdek 2013].

The second case is deletion of a node that has one child. This case must be treated differently for a k -d tree than for a 1-d tree. For a 1-d tree, the 1-child node is replaced by its child. However, for a k -d tree, replacing a 1-child node by its child destroys

the sorted order of the subtree rooted at that child [Drozdek 2013] [La Rocca 2021]. For example, the child of a 1-child node whose super key is $x:y:z$ has a $y:z:x$ super key. Hence, moving that child to the next higher level of the tree to replace its parent would require that the child's super key be $x:y:z$ instead of $y:z:x$.

This problem is solved by replacing a 1-child node by either its immediate predecessor node or its immediate successor node, similar to the replacement of a node that has two children in a 1-d tree. A 1-child node that has only a less-than child is replaced by its immediate predecessor, whereas a 1-child node that has only a greater-than child is replaced by its immediate successor [Drozdek 2013] [La Rocca 2021].

However, identification of the immediate predecessor or successor node is more complicated for a k -d tree than for a 1-d tree [Drozdek 2013] [La Rocca 2021]. The immediate predecessor node to a particular node in a 1-d tree is identified by beginning with the less-than child to that node. Then the greater-than child pointer is followed recursively until the greater-than pointer is `null`. The node whose greater-than pointer is `null` is the immediate predecessor node. The immediate successor node is identified in a similar manner by beginning with the greater-than child of the 1-child node, and following the less-than child pointer recursively until it is `null`. Identification of the immediate predecessor or successor node does not require comparison of super keys, but instead requires only testing whether the child pointer is `null`.

In contrast, for a k -d tree, following only a greater-than or less-than child pointer recursively is not possible at every level of the tree. For example, identification of the immediate predecessor node to a 1-child node whose super key is $x:y:z$ begins with its less-than child whose super key is $y:z:x$ that permits no assumptions about the $x:y:z$ super key. Similarly, the grandchildren of that 1-child node have $z:x:y$ super keys that permit no assumptions about the 1-child node's $x:y:z$ super key. Any node whose super key is either $y:z:x$ or $z:x:y$ is a potential predecessor node.

The great-grandchildren of the 1-child node whose super key is $x:y:z$ have $x:y:z$ super keys, so any great-grandchild whose greater-than child pointer is `null` is a potential predecessor node. If that greater-than child pointer is not `null`, it is followed recursively, but the less-than child pointer is never followed. Hence, identification of the predecessor node to a 1-child node requires visiting $n^{1-1/k}$ nodes of the n -node subtree rooted at the less-than child of that 1-child node, to inspect those nodes' super keys to identify the node that has the largest super key in that subtree [Drozdek 2013], [La Rocca 2021] [Samet 2006]. And the subtree rooted at the 1-child node's greater-than child must be searched in a similar manner to find the node that has the smallest super key, which is the successor node to the 1-child node.

When the immediate predecessor or immediate successor node to the 1-child node has been identified in the manner described above, the tuple of that predecessor or successor node is copied to the tuple of the 1-child node, and then the predecessor or successor node is deleted from the tree. That predecessor or successor node is not

necessarily a leaf node, and if not, it must be deleted recursively as one of the three cases mentioned above [La Rocca 2021], [Samet 2006]. Recursive deletion converges to a leaf node that is removed from the tree, and then the recursion unwinds, with attendant computation of the height and potential rebalancing at each node along the return path.

The third case is deletion of a node that has two children. This case differs from the second case (i.e., the 1-child case) only in that the 2-child node may be replaced by either its immediate predecessor or its immediate successor node. The choice between the predecessor or successor node is arbitrary. However, the optimum replacement node might be selected from the subtree of the 2-child node that has the greater height, in an attempt to minimize rebalancing the subtree rooted at the 2-child node. Similar to the 1-child case, recursive deletion converges to a leaf node that is removed from the tree, and then the recursion unwinds, with attendant computation of the height and potential rebalancing at each node along the return path.

1.4. Benchmark Methodology

To assess the performance of the dynamic k -d tree, benchmarks were executed on a Hewlett-Packard Pro Mini 400 G9 with 2x32GB DDR5-4800 RAM and a 14th-generation Intel Raptor Lake CPU (i7 14700T with 8 performance cores, 5.2GHz performance core maximum frequency, 78.6GB/s maximum memory bandwidth, 80KB L1 and 2MB L2 per-core caches, and a 33MB L3 cache shared by all cores).

Benchmarks for the k -d tree were executed for trees that comprise n nodes, for n in the range $[1, 003, 201 \cdots 4, 523, 071]$ that maps to values of $n \log(n)$ in the range $[20, 000, 000 \cdots 100, 000, 000]$ that are equally spaced by 10, 000, 000. Each node of the tree stored a k -dimensional tuple of 64-bit integers. The integers were equally spaced across the maximum 64-bit integer range r , so the spacing was r/n . The integers were randomly shuffled via the `std::mt19937_64` Mersenne Twister pseudo-random number generator [Matsumoto and Nishimura 1998] and copied to the first of the k dimensions, then randomly shuffled again and copied to the second of the k dimensions, et cetera.

So that all benchmarks randomly shuffled the integers in an identical sequence, each benchmark initialized `std::mt19937_64` to `std::mt19937_64::default_seed`.

The benchmark for the k -d tree was implemented in C++, compiled via Gnu g++ 13.2.0 with the `-std=c++11`, `-O3`, `-pthread`, and `-D NLOGN -D COUNT_NODES -D ENABLE_PREFERRED_TEST` options, and executed under Ubuntu 24.04.1 LTS via a single thread mapped to a single performance core via the Ubuntu `taskset` command.

Each benchmark measured the execution times for insertion of all tuples into the tree, verification of correct ordering of the tree, search for all tuples in the tree, and deletion of all tuples from the tree via the `std::chrono::steady_clock::now()` function. To provide a comparison, the execution time was measured for construc-

tion of a static k -d tree via a $O[n \log(n)]$ algorithm [Brown 2025b]. Each benchmark was repeated 100 times and the mean values and standard deviations of the execution times were calculated. The standard deviations were less than 1% of the mean values.

To assess the the performance of the dynamic k -d tree for pathological data, a worst-case set of tuples was created by constructing a static k -d tree via the $O[n \log(n)]$ algorithm, and then sweeping that tree in increasing sorted order to obtain a set of ordered tuples that were then inserted into and deleted from a dynamic k -d tree.

1.5. Benchmark Results

Figure 3 plots execution times (in seconds) for insertion into, deletion from, and search of a dynamic k -d tree, plotted versus $n \log(n)$ where n represents the number of tuples in the tree. Execution times for random and sorted (worst-case) tuples are included. Also included are execution times for construction of a static k -d tree.

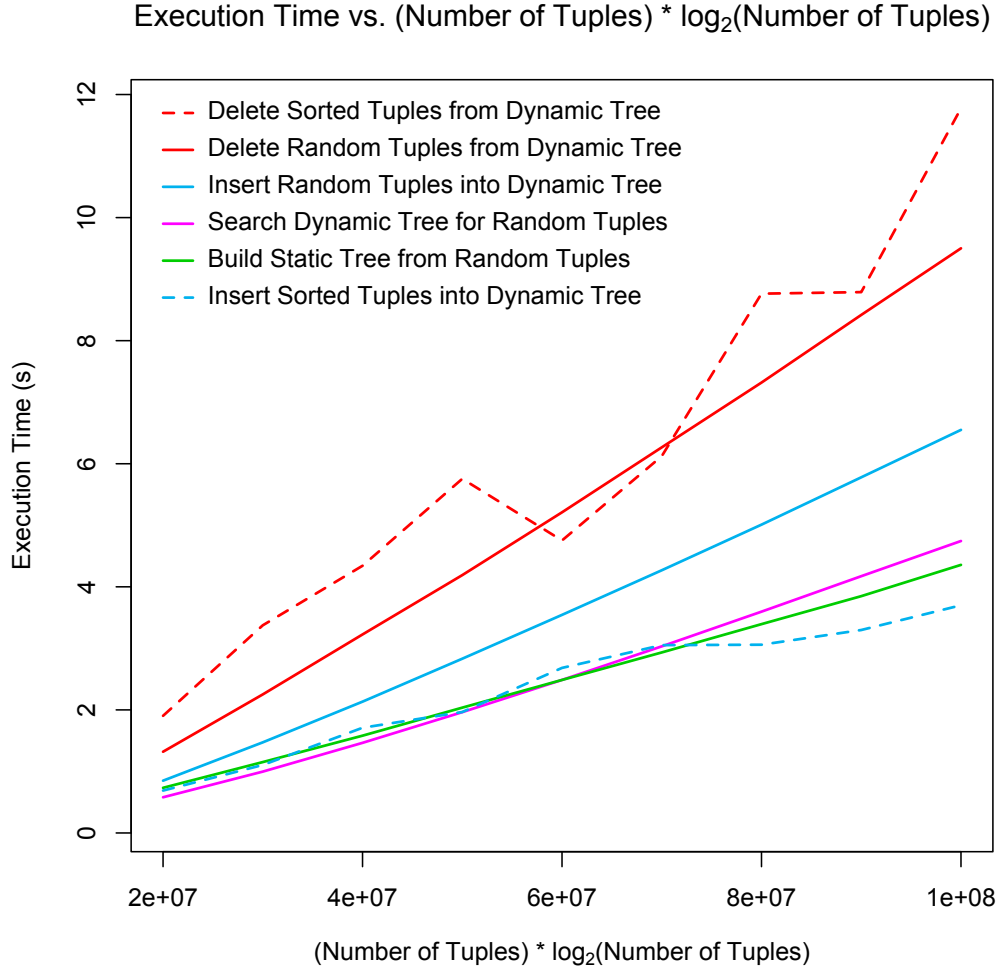


Figure 3. Execution times for insertion into, deletion from, and search of a dynamic k -d tree

In Figure 3, the execution-time plots for insertion of random tuples into, deletion of random tuples from, and search of random tuples in a dynamic k -d tree, as well as for creation of a static k -d tree from random tuples, are linearly proportional to $n \log(n)$, as expected. The execution time for insertion of random tuples is roughly 1.5 times longer than the execution time for creating a balanced k -d tree en masse from random tuples. This disparity represents the difference between rebalancing piecemeal for a dynamic tree, versus balancing once en masse for a static tree.

Also, in Figure 3, the execution time for insertion of random tuples exceeds the execution time for insertion of sorted tuples. This difference in execution times is likely due to cache memory effects. For insertion of sorted 3-dimensional (x, y, z) tuples, two consecutive tuples descend the nascent tree via a similar path. Hence, the nodes that the first tuple causes to be loaded into cache during its descent of the tree are likely to remain resident in cache and are likely to be accessed by the second tuple during its descent of the tree. In contrast, for insertion of random tuples, it is unlikely that two consecutive tuples descend the tree via a similar path. Hence, the nodes loaded into cache during the first tuple’s descent of the tree are unlikely to be accessed by the second tuple. A similar disparity in execution times between sorted and random keys has been observed for the AVL and red-black trees [Brown 2025a].

In addition, In Figure 3, the execution time for deletion of sorted tuples exceeds the execution time for deletion of random tuples. This difference in execution times is likely due to the fact that deletion of sorted tuples requires rebuilding larger subtrees than does deletion of random tuples. Table 1 reports the size (in units of kilo-nodes) of the largest subtree rebuilt after deletion of sorted or random tuples, for trees that contain n tuples. This table reveals that the largest subtree rebuilt for deletion of sorted tuples is 2 to 6 larger than the largest subtree rebuilt for deletion of random tuples. Rebuilding a larger subtree requires more time than rebuilding a smaller subtree.

$n \log(n)$	2e7	3e7	4e7	5e7	6e7	7e7	8e7	9e7	1e8
n	1,003	1,465	1,917	2,362	2,801	3,237	3,669	4,097	4,523
Sorted rebuild size	1,003	1,465	1,917	2,361	1,618	3,234	3,668	2,985	4,523
Random rebuild size	461	723	728	633	505	615	647	566	820

Table 1. Subtree sizes (in units of kilo-nodes)

The prolonged subtree-rebuilding times for sorted tuples may be mitigated by rebuilding via multiple threads, as supported by the $O[n \log(n)]$ algorithm. Figure 4 plots execution times (in seconds) for deletion of sorted tuples from a dynamic k -d tree via 1 to 8 threads mapped to up to 8 performance cores specified by the Ubuntu `taskset` command. The execution time for single-threaded deletion of random tuples is included from Figure 3 for comparison. The plots reveal that 2 to 8 threads shorten the execution time significantly relative to 1 thread for deletion of sorted tuples.

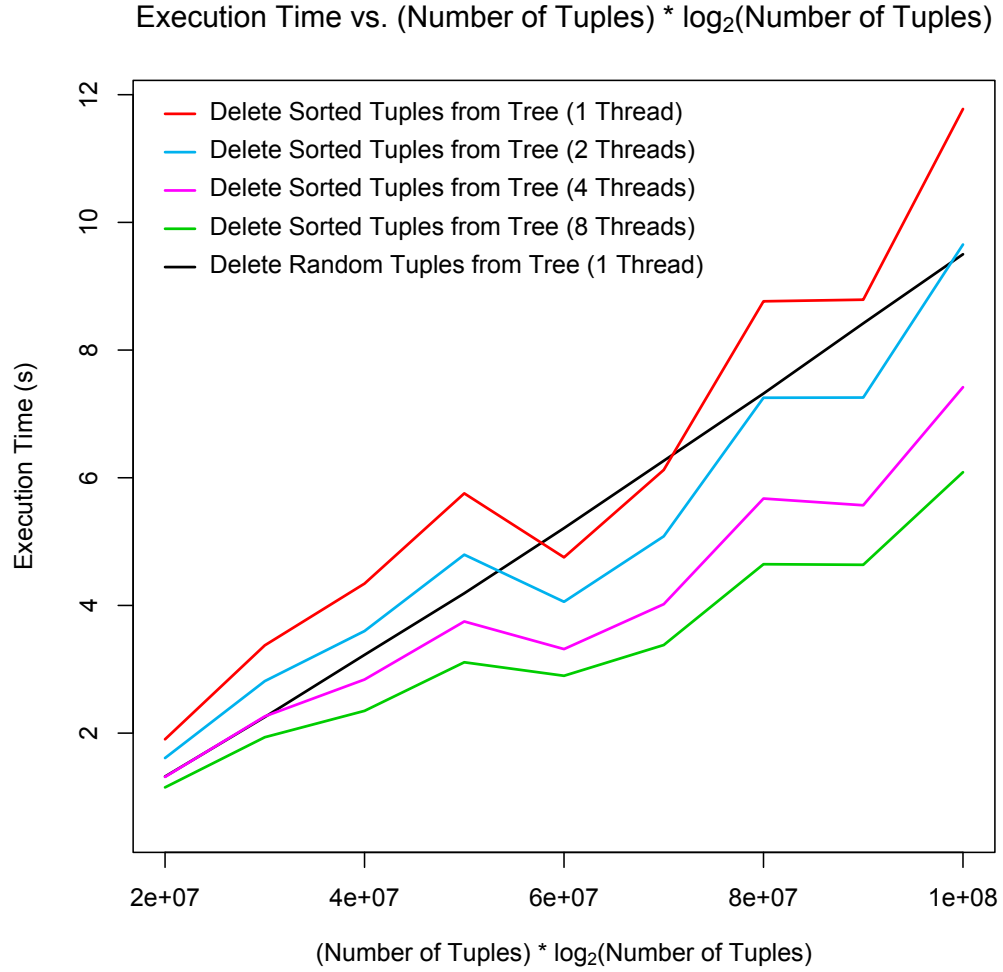


Figure 4. Execution times for deletion of sorted (worst-case) tuples from a dynamic k -d tree

Multi-threaded execution of the $O[n \log(n)]$ algorithm should be used judiciously. Small subtrees are rebuilt frequently, and the time required to spawn child threads for a small subtree outweighs the benefit of those threads for rebuilding that subtree. The execution-time data plotted in Figure 4 was obtained using multiple threads only for subtrees that comprised more than 65,536 nodes.

1.6. AVL Versus Red-black Balance

As explained in Section 1.1 of this article, the balance of a k -d tree may be established either via the red-black criterion, which requires that the heights of the two child subtrees of a node differ by at most a factor of two, or via the AVL criterion, which requires that the heights of the two child subtrees of a node differ by the integer value, 1. In fact, the AVL criterion may be relaxed to allow the subtrees to differ by an integer in the range $[1, 4]$ instead of by 1 [Foster 1973].

Table 2 reports execution times (in seconds) for random-tuple insertion into k -d trees that were balanced according to AVL criteria for a height difference of 1 to 4, or according to the red-black criterion. This table reveals that the insertion execution time decreases with an increasing AVL height difference, and that red-black balance is faster than AVL balance for insertion.

$n \log(n)$	2e7	3e7	4e7	5e7	6e7	7e7	8e7	9e7	1e8
n	1,003	1,465	1,917	2,362	2,801	3,237	3,669	4,097	4,523
AVL 1 insertion	1.80	2.58	3.96	5.64	6.54	7.10	9.14	12.3	12.9
AVL 2 insertion	1.54	2.30	3.84	5.05	5.79	6.66	8.92	10.4	11.7
AVL 3 insertion	1.29	2.01	3.34	4.19	5.07	6.10	8.27	9.54	10.9
AVL4 insertion	1.21	1.98	2.92	3.73	4.78	5.62	7.11	8.22	9.41
Red-black insertion	0.85	1.47	2.13	2.83	3.54	4.27	5.01	5.78	6.55

Table 2. Insertion execution times (s) for AVL and red-black balance

Table 3 reports execution times (in seconds) for random-tuple deletion from k -d trees that were balanced according to AVL criteria for a height difference of 1 to 4, or according to the red-black criterion. This table reveals that the deletion execution time decreases for an increasing AVL height difference, and that AVL balance is consistently faster than red-black balance for deletion when the height difference equals 3 or 4, but slower than red-black balance when the height difference equals 1.

$n \log(n)$	2e7	3e7	4e7	5e7	6e7	7e7	8e7	9e7	1e8
n	1,003	1,465	1,917	2,362	2,801	3,237	3,669	4,097	4,523
AVL 1 deletion	1.53	2.75	3.74	5.18	6.58	8.15	8.98	9.94	11.9
AVL 2 deletion	1.29	2.14	3.19	4.10	5.10	6.48	7.51	8.60	9.85
AVL 3 deletion	1.15	1.98	2.90	3.89	4.90	5.78	7.11	8.03	8.91
AVL4 deletion	1.09	1.92	2.73	3.67	4.64	5.65	6.72	7.66	8.81
Red-black deletion	1.32	2.25	3.23	4.19	5.21	6.27	7.32	8.42	9.50

Table 3. Deletion execution times (s) for AVL and red-black balance

Table 4 reports execution times (in seconds) for search of random tuples in k -d trees that were balanced according to AVL criteria for a height difference of 1 to 4, or according to the red-black criterion. This table reveals that red-black balance is faster than AVL balance for search. This finding stands in contrast to the prediction that search should be slower for a red-black tree than for an AVL tree, because the average height of a 1-dimensional red-black tree is greater than the average height of a 1-dimensional AVL tree [Wirth 1985].

$n \log(n)$	2e7	3e7	4e7	5e7	6e7	7e7	8e7	9e7	1e8
n	1,003	1,465	1,917	2,362	2,801	3,237	3,669	4,097	4,523
AVL 1 search	0.76	1.30	1.94	2.63	3.28	3.93	4.69	5.56	6.23
AVL 2 search	0.67	1.16	1.78	2.39	2.98	3.60	4.38	5.07	5.80
AVL 3 search	0.63	1.11	1.70	2.27	2.87	3.50	4.30	5.01	5.72
AVL4 search	0.66	1.16	1.74	2.34	2.99	3.63	4.41	5.12	5.88
Red-black search	0.58	1.00	1.47	1.96	2.49	3.03	3.60	4.17	4.74

Table 4. Search execution times (s) for AVL and red-black balance

Table 5 reports the tree heights for k -d trees that were balanced according to AVL criteria for a height difference of 1 to 4, or according to the red-black criterion. This table reveals that the tree height, defined as the maximum path length from the root to the bottom of the tree, is greater for red-black balance than for AVL balance, perhaps consistent with the prediction that the average height of a 1-dimensional red-black tree is greater than the average height of a 1-dimensional AVL tree. However, Table 4 demonstrates that search of random tuples in a k -d tree is faster for red-black balance than for AVL balance, which conflicts with predicted performance [Wirth 1985]. This disparity might be due to the fact that Table 5 reports the maximum height instead of the average height, and that average height may more accurately predict search performance than does maximum height.

$n \log(n)$	2e7	3e7	4e7	5e7	6e7	7e7	8e7	9e7	1e8
n	1,003	1,465	1,917	2,362	2,801	3,237	3,669	4,097	4,523
AVL1 height	22	23	23	23	23	24	24	24	24
AVL2 height	22	24	23	24	24	26	26	25	26
AVL3 height	25	25	26	25	27	27	27	27	26
AVL4 height	26	27	27	28	28	27	28	27	26
Red-black height	30	32	32	32	34	33	33	33	34

Table 5. Tree heights for AVL and red-black balance

1.7. Choosing the Replacement Node for a Deleted Two-child Node

Section 1.3 explains that a deleted 2-child node may be replaced by either its immediate predecessor node or its immediate successor node, and that the replacement node could be obtained from the higher of the deleted node’s child subtrees. Table 6 reports execution times (in seconds) for deletion of random tuples from a k -d tree, wherein the replacement node for a deleted 2-child node is obtained either from the higher child subtree or always from the greater-than subtree (i.e., the immediate successor node). This table reveals that neither node replacement strategy is consistently faster than the other, and the difference between deletion execution times is 1% or less.

$n \log(n)$	2e7	3e7	4e7	5e7	6e7	7e7	8e7	9e7	1e8
n	1,003	1,465	1,917	2,362	2,801	3,237	3,669	4,097	4,523
Higher subtree	1.32	2.25	3.23	4.19	5.21	6.27	7.32	8.42	9.50
Successor node	1.33	2.26	3.23	4.21	5.21	6.26	7.32	8.40	9.50

Table 6. Deletion execution times (s) for two strategies to choose a replacement node

2. Conclusions

The algorithm that inserts a k -dimensional tuple into a dynamic k -d tree is similar to the algorithm that inserts a 1-dimensional key into a standard binary search tree. The algorithm that deletes a k -dimensional tuple from a dynamic k -d tree differs significantly from the algorithm that deletes a 1-dimensional key from a standard binary search tree.

A dynamic k -d tree is able to self-balance if it stores a `height` field at each node of the tree, where height is defined as the maximum path length from that node to the bottom of the tree. Following recursive insertion or deletion, the height is recomputed at each node along the path from the point of insertion or deletion to the root of the tree as the recursion unwinds. If the balance at any node indicates that the tree has become unbalanced as a result of the insertion or deletion, the subtree rooted at that node is rebuilt to rebalance the tree. Insertion and deletion each exhibit $O[n \log(n)]$ computational complexity for a dynamic k -d tree when rebalancing is performed.

The balance may be determined using an AVL criterion or a red-black criterion. The red-black criterion confers better performance for insertion and search.

Future research could collect histograms of insertion and deletion execution times for the insertion and deletion of individual tuples, and determine whether those histograms correlate with histograms of the sizes of rebuilt subtrees.

Acknowledgements

The author thanks John A. Robinson for helpful discussions.

Supplemental Materials

Included with this manuscript are C++ implementations of algorithms that insert into and delete from a dynamic k -d tree, and $O[n \log(n)]$ and $O[kn \log(n)]$ algorithms that build a static k -d tree to rebalance a subtree of the dynamic k -d tree. The dynamic k -d tree is implemented as the `KdTreeDynamic` class that is derived from the `KdTree` class that implements the $O[n \log(n)]$ and $O[kn \log(n)]$ algorithms. Hence, all other algorithms that are implemented by the `KdTree` class, such as nearest-neighbor search and region search, are available to the `KdTreeDynamic` class. Moreover, it is possible to build a static k -d tree via the $O[n \log(n)]$ or $O[kn \log(n)]$ algorithm, and then provide that static tree to the `KdTreeDynamic` constructor so that the static tree may thereafter be updated via insertion and deletion, as a dynamic k -d tree.

Author Contact Information

<https://www.linkedin.com/in/russellabrown/>

References

- ADELSON-VELSKII, G., AND LANDIS, E. 1962. An algorithm for the organization of information. *Soviet Mathematics Doklady* 3, 1259–1263. URL: <https://zhjwpku.com/assets/pdf/AED2-10-avl-paper.pdf>. 3
- BENTLEY, J. 1975. Multidimensional binary search trees used for associative searching. *Communications of the ACM* 18, 509–517. URL: <http://www.computer.org/csdl/trans/ts/1979/04/01702638-abs.html>, doi:10.1109/TSE.1979.234200. 1
- BROWN, R. A. 2025. Comparative performance of the AVL tree and three variants of the red-black tree. *Software: Practice and Experience* 55, 1607–1615. URL: <https://onlinelibrary.wiley.com/doi/10.1002/spe.3437>, doi:<https://doi.org/10.1002/spe.3437>. 8
- BROWN, R. A. 2025. Review of three algorithms that build k -d trees. *arXiv 1410.5420*, 1–29. URL: <https://arxiv.org/abs/2506.20687>, doi:<https://doi.org/10.48550/arXiv.2506.20687>. 3, 7
- DROZDEK, A. 2013. Binary trees and multiway trees. In *Data Structures and Algorithms in C++*, fourth ed. Cengage Learning, 214–308. URL: <https://www.biblio.com/book/data-structures-algorithms-c-drozdek-adam/d/1578469733>. 3, 4, 5

- FOSTER, C. C. 1973. A generalization of AVL trees. *Communications of the ACM* 16, 513–517. URL: <https://dl.acm.org/doi/pdf/10.1145/355609.362340>, doi:<https://doi.org/10.1145/355609.362340>. 10
- FRIEDMAN, J., BENTLEY, J., AND FINKEL, R. 1977. An algorithm for finding best matches in logarithmic expected time. *ACM Transactions on Mathematical Software* 3, 209–226. URL: <http://dl.acm.org/citation.cfm?id=355745>, doi:0.1145/355744.355745. 1
- LA ROCCA, M. 2021. K-d trees: Multidimensional data indexing. In *Advanced Algorithms and Data Structures*, first ed. Manning, 273–318. URL: <https://www.manning.com/books/advanced-algorithms-and-data-structures>. 4, 5, 6
- MATSUMOTO, M., AND NISHIMURA, T. 1998. Mersenne twister: A 623-dimensionally equidistributed uniform pseudo-random number generator. *ACM Transactions on Modeling and Computer Simulation* 8, 3–30. URL: <https://dl.acm.org/doi/10.1145/272991.272995>, doi:10.1145/272991.272995. 6
- PROCOPIUC, O., AGARWAL, P., ARGE, L., AND VITTNER, J. 2003. Bkd-tree: A dynamic scalable kd-tree. In *Lecture Notes in Computer Science (LNCS), Advances in Spatial and Temporal Databases*, T. Hadzilacos, Y. Manolopoulos, J. Roddick, and Y. Theodoridis, Eds., vol. 2750. Springer-Verlag, Berlin, 46–65. URL: https://doi.org/10.1007/978-3-540-45072-6_4, doi:10.1007/978-3-540-45072-6.4. 1
- SAMET, H. 2006. K-d trees. In *Foundations of Multidimensional and Metric Data Structures*, first ed. Elsevier, 48–89. URL: <https://shop.elsevier.com/books/foundations-of-multidimensional-and-metric-data-structures/samet/978-0-12-369446-1>. 5, 6
- STEPANOV, A., AND MCJONES, P. 2009. Linear orderings. In *Elements of Programming*, first ed. Addison-Wesley, New York, 49–63. URL: <https://elementsofprogramming.com/>. 3
- WEISS, M. 2014. Advanced data structures and implementation. In *Data Structures and Algorithm Analysis in C++*, fourth ed. Pearson, 559–614. URL: <https://www.pearson.com/en-us/subject-catalog/p/data-structures-and-algorithm-analysis-in-c/P200000003459/9780133404180>. 3, 4
- WIRTH, N. 1985. Binary B-trees. In *Algorithms and Data Structures*, first ed. Prentice-Hall, 165–171. URL: <https://people.inf.ethz.ch/wirth/AD.pdf>. 12, 13