



LongEmotion: Measuring Emotional Intelligence of Large Language Models in Long-Context Interaction

Weichu Liu^{1*}, Jing Xiong^{2*}, Yuxuan Hu³, Zixuan Li⁴, Minghuan Tan⁵, Ningning Mao⁶,
Chenyang Zhao⁷, Zhongwei Wan⁸, Chaofan Tao², Wendong Xu², Hui Shen^{2,9}
Chengming Li^{1†}, Lingpeng Kong², Ngai Wong²

¹Shenzhen MSU-BIT University, ²The University of Hong Kong, ³City University of Hong Kong,

⁴Institute of Automation, Chinese Academy of Sciences,

⁵Shenzhen Institute of Advanced Technology, Chinese Academy of Sciences,

⁶Beijing Normal University, ⁷The University of California, Los Angeles, ⁸The Ohio State University, ⁹University of Michigan

Abstract

Large language models (LLMs) make significant progress in Emotional Intelligence (EI) and long-context understanding. However, existing benchmarks tend to overlook certain aspects of EI in long-context scenarios, especially under *realistic, practical settings* where interactions are lengthy, diverse, and often noisy. To move towards such realistic settings, we present LONGEMOTION, a benchmark specifically designed for long-context EI tasks. It covers a diverse set of tasks, including **Emotion Classification**, **Emotion Detection**, **Emotion QA**, **Emotion Conversation**, **Emotion Summary**, and **Emotion Expression**. On average, the input length for these tasks reaches 8,777 tokens, with long-form generation required for *Emotion Expression*. To enhance performance under realistic constraints, we incorporate Retrieval-Augmented Generation (RAG) and Collaborative Emotional Modeling (CoEM), and compare them with standard prompt-based methods. Unlike conventional approaches, our RAG method leverages both the conversation context and the large language model itself as retrieval sources, avoiding reliance on external knowledge bases. The CoEM method further improves performance by decomposing the task into five stages, integrating both retrieval augmentation and limited knowledge injection. Experimental results show that both RAG and CoEM consistently enhance EI-related performance across most long-context tasks, advancing LLMs toward more *practical and real-world EI applications*. Furthermore, we conducted a comparative case study experiment on the GPT series to demonstrate the differences among various models in terms of EI.

🔗**Code** — <https://github.com/LongEmotion/LongEmotion>

🌐**Project** — <https://longemotion.github.io/>

✉️**Email** — weichuli1023@gmail.com

✉️**Email** — junexiong@connect.hku.hk

1 Introduction

Large Language Models (LLMs) are increasingly adopted in the domain of Emotional Intelligence (EI) (Wang

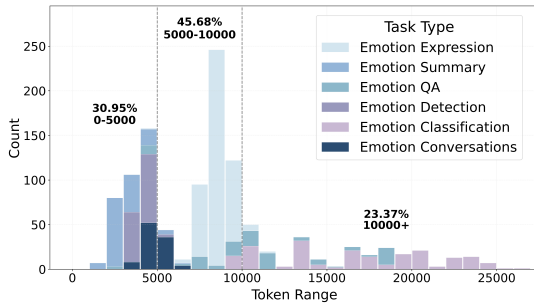
et al. 2023; Sabour et al. 2024). For instance, the EmoBench (Sabour et al. 2024) highlights the necessity for robust, psychological-theory-grounded evaluation across both emotional understanding and generation, demonstrating that current LLMs lag behind human-level performance. By leveraging their advanced language understanding and generation capabilities, LLMs become valuable tools for facilitating emotional expression (Ishikawa and Yoshino 2025; Lu et al. 2025), with recent work showing their capacity to simulate specified emotional states in accordance with established models such as Russell’s Circumplex (Russell 1980, 2003). LLMs are increasingly serving in roles ranging from mental health assistants (Guo et al. 2024; Malgaroli et al. 2025; Fu et al. 2024) to everyday conversational companions (Fu et al. 2024; Duan et al. 2024; Zhang et al. 2025). This growing integration into emotionally sensitive domains places greater demand on LLMs to maintain emotional coherence over time — not only to understand but also to remember, adapt, and respond empathetically in prolonged interactions (Zhong et al. 2024).

In particular, during long-context interactions (Maharana et al. 2024), LLMs are expected to recognize emotional cues embedded across temporally dispersed user inputs and to deliver nuanced, empathetic responses that reflect continuity in emotional expression. As such, users increasingly turn to LLM-based chatbots for both knowledge and emotional support in dynamic, evolving conversations.

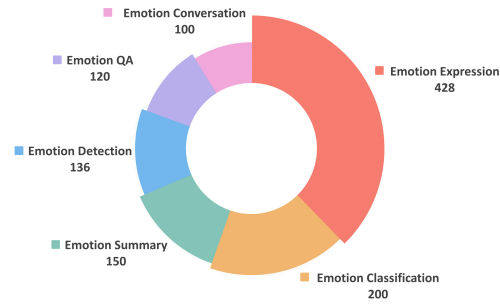
However, existing benchmarks (Sabour et al. 2024; Maharana et al. 2024; Paech 2023; Hu et al. 2025) for assessing the EI of LLMs lack the contextual and temporal depth required to evaluate EI in long-context settings. While these efforts lay a strong foundation, they fall short in capturing the nuanced, dynamic nature of emotional communication as it occurs in real-world long-contexts (Xiong et al. 2025, 2024). More specifically: i) In most current benchmarks, emotion recognition tasks rely on input texts that are short, explicit, and often directly labeled with clear emotional cues. This simplifies the task and does not reflect natural conversations, where emotional content is frequently subtle, embedded across multiple turns, and obscured by irrelevant

*These authors contributed equally.

†Corresponding author.



(a) Token distributions across tasks.



(b) Distribution of sample counts.

Figure 1: (a) Token distributions across tasks. For Emotion Expression, the sequence length refers to the average length of model-generated outputs, whereas for the other tasks, it corresponds to the average length of input contexts. (b) Distribution of sample counts across the six tasks, illustrating the overall composition of the dataset.

or noisy information. ii) Existing generation-based benchmarks largely focus on short, multi-turn dialogues with a limited number of conversational turns. As a result, they fail to challenge LLMs to maintain emotional coherence over extended interactions. iii) Moreover, an equally important but underexplored aspect is the LLM’s ability to generate its own emotional expressions in long-form outputs, not just recognize or respond to others—an area still lacking robust evaluation. iv) The capacity of LLMs to leverage internalized emotional knowledge—such as theoretical emotion models, social-emotional reasoning, or culturally grounded affective norms—is crucial to demonstrating higher-order EI. Yet, current evaluations rarely include tasks that assess how models apply such knowledge across longer contexts or evolving emotional trajectories. Given these limitations, can existing benchmarks truly capture the core dimensions of Emotional Intelligence—such as perception, expression, and regulation—within realistic long-context settings?

To bridge the gap between realistic scenarios and long-context evaluation, we introduce LONGEMOTION, a benchmark designed to mirror real-world conversational dynamics when assessing LLMs’ EI over long-context interactions. LONGEMOTION comprises six complementary tasks. Four tasks—Emotion Classification, Emotion Detection, Emotion Conversation, and Emotion Expression—measure a model’s ability to recognize and generate emotional content when context spans many dialogue turns or involves complex scenarios. Two knowledge-intensive tasks—Emotion QA and Emotion Summary—probe how effectively a model leverages and applies its internalized emotional knowledge in authentic scenarios. Figure 1 depicts the dataset’s distribution, and a high-level overview appears in Figure 2.

To handle these realistic settings, we develop a Retrieval-Augmented Generation (RAG) approach as well as a novel multi-agent emotional modeling framework called Collaborative Emotional Modeling (COEM). Unlike standard RAG systems that pull from static, external corpora, our method treats the conversation history itself as a dynamic vector store to capture aspect-level sentiment terms. To further enhance long-context emotional understanding, we introduce COEM, where the context is divided into coherent chunks,

roughly ranked by relevance, and then processed by multiple collaborating agents (e.g., an auxiliary GPT-4o instance (OpenAI 2024b)). After a second-stage re-ranking, these agents collectively generate an emotional “ensemble” response. This pipeline not only reflects the unpredictability and noise of real-world dialogue but also emphasizes how emotionally salient information can be continuously extracted, re-contextualized, and articulated over long-context interaction. Our contributions are summarized as:

- We present LONGEMOTION, a long-context EI benchmark with six diverse tasks targeting recognition, generation, and knowledge application.
- We propose *RAG* and *CoEM* frameworks to enhance performance by retrieving and enriching contextually relevant information.
- We perform extensive experiments across all settings, offering detailed analyses of LLMs’ EI in long-context scenarios.

2 Related Work

Emotional Intelligence Benchmarks. Many benchmarks are developed to assess LLMs’ Emotional Intelligence (EI). EmoBench (Sabour et al. 2024; Hu et al. 2025) draws on psychological theories to evaluate both emotional understanding and application across 400 English–Chinese handcrafted questions, exposing significant gaps between model and human EI levels. EQ-Bench (Paech 2023) measures LLMs’ ability to rate emotional intensity in dialogues through 60 English queries, showing strong correlation with multi-domain reasoning benchmarks. More recently, EmotionQueen (Chen et al. 2024b) offers a specialized benchmark for empathy, requiring LLMs to recognize key events, implicit emotions, and generate empathetic responses. Despite their strengths, all of these focus on short or synthetic interactions and lack the long contextual depth critical for assessing EI in extended conversational or narrative settings.

Long-Context Understanding. LLMs make strides in processing long documents, yet robust evaluation remains an open challenge. LongBench (Bai et al. 2023) introduces

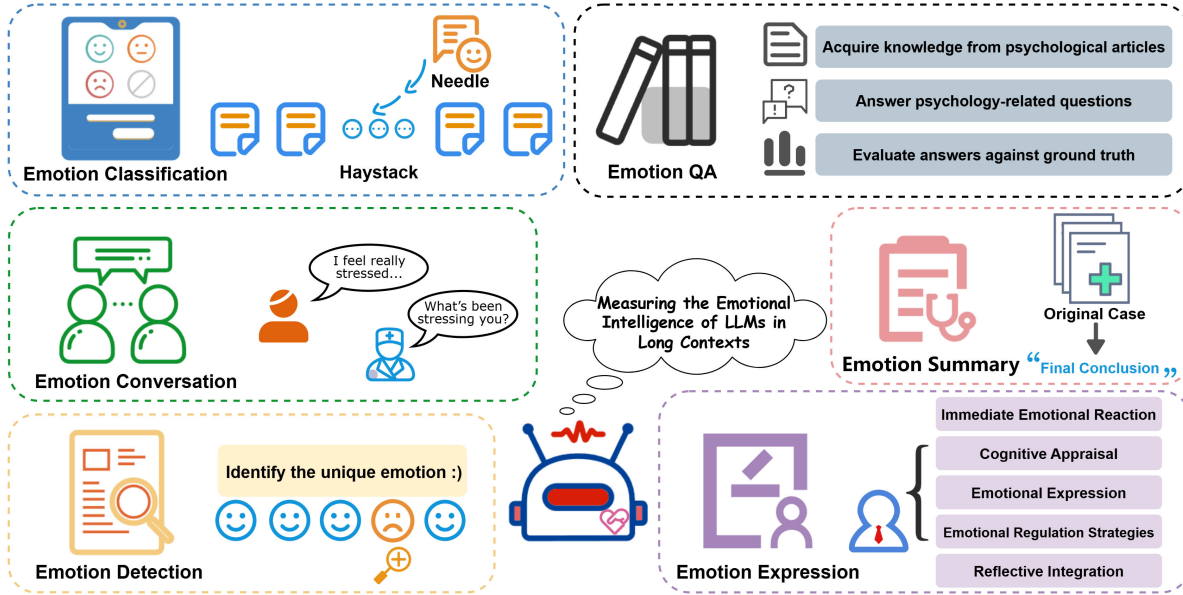


Figure 2: An illustrative overview of the LongEmotion dataset. To comprehensively evaluate the Emotional Intelligence of LLMs in long-context interaction, we design six tasks: Emotion Classification, Emotion Detection, Emotion QA, Emotion Conversation, Emotion Summary, and Emotion Expression.

a bilingual, multi-task benchmark covering QA, summarization, and code tasks with average context lengths over 6,000 words, revealing that even state-of-the-art models struggle with extended inputs. Complementing this, LooGLE (Li et al. 2023) evaluates long-context reasoning using realistic documents exceeding 24k tokens, uncovering dependencies that span across distant spans. For extreme-length evaluation, XL²Bench (Ni et al. 2024) includes tasks on fiction, law, and scientific papers with inputs up to 100k+ words—yet LLMs still fall short in handling long-range dependencies.

Beyond these, RULER (Chen et al. 2023) focuses on complex reasoning chains in long-form texts via fine-grained question types and inter-paragraph dependencies, providing a valuable diagnostic lens into model reasoning depth. InfiniteBench (Sun, Gao et al. 2024), meanwhile, evaluates LLMs’ abilities on open-ended, unbounded contexts with theoretically unlimited input lengths, highlighting model degradation as input exceeds trained context windows.

Survey work such as Liu et al. (2025) offers a broad overview of long-context modeling and evaluation paradigms but emphasizes that most benchmarks primarily target information retrieval or general comprehension—not emotional intelligence or affective computing.

3 LongEmotion: Construction and Task

Building on LongEmotion, we evaluate models’ EI capabilities using three prompt-based methods: Base, RAG, and CoEM. The statistical overview of LongEmotion dataset can be found in Table 1. Appendix F provides a detailed explanation of metrics used in tasks where LLMs act as evaluators.

3.1 Emotion Classification

Task Design. This task requires the model to identify the emotional category of a target entity within long-context texts that contain lengthy spans of context-independent noise (Kamradt 2023). Model performance is evaluated based on the consistency between the predicted label and the ground truth.

Data Construction. We embed short emotional excerpts from Emobench into passages drawn from BookCorpus (Zhu et al. 2015). The construction involves: i) random insertion of emotional snippets, and ii) manual adjustments to ensure syntactic and contextual coherence. Proper nouns are modified to avoid identity overlap, while preserving the intended emotional tone.

3.2 Emotion Detection

Task Design. The model is given N+1 emotional segments. Among them, N segments express the same emotion, while one segment expresses a unique emotion. The model is required to identify the single distinctive emotional segment. During evaluation, the model’s score depends on whether the predicted index matches the ground-truth index.

Dataset Construction. Construction follows two steps: i) grouping texts from the Covid-worry dataset by emotion label, and ii) inserting a mismatched segment into each group to form challenging contrast sets.

3.3 Emotion Conversation

Task Design. In our four-stage long-context dialogue dataset, we select the quartile, half, and three-quarter points of each stage as evaluation checkpoints to assess the model’s

Task	ID	Construction Method	Metric	Avg len	Count
Emotion Classification	EC	Segment Insertion & Manual Adjustment	Accuracy	16691	200
Emotion Detection	ED	Reorganization of Existing Dataset	Accuracy	4106	136
Emotion QA	QA	Human Annotation	F1	11207	120
Emotion Conversation	MC	Model Expansion & Human Annotation	LLM as Judge	4856	100
Emotion Summary	ES	Model Expansion & Human Annotation	LLM as Judge	3129	150
Emotion Expression	EE	Reorganization of Existing Dataset	LLM as Judge	8546*	428

Table 1: A statistical overview of the LongEmotion dataset. *ID* represents the abbreviations of each task. Among them, EC, ED, QA, MC, and ES are long text input tasks, where *Avg len* refers to the average context length of the entries. EE is a long text generation task, with *Avg len* indicating models’ average generation length, and an asterisk (*) placed at the top right corner for special notation. *LLM as Judge* indicates scoring performed by GPT-4o.

EI capabilities. At these checkpoints, the model is required to act as a psychological counselor and provide empathetic and contextually appropriate emotional support to the patient. Following the generation of model responses, we conduct a comprehensive evaluation using stage-specific metrics meticulously designed from the perspective of professional psychological counseling. The scoring is performed by GPT-4o, which serves as the evaluator to ensure consistency and scalability in assessment. To better highlight the advantages of our CoEM in long-context scenarios, we only apply the RAG and CoEM methods in the fourth stage of the dialogue. We evaluate the performance of all models across all stages under the Base setting.

Dataset Construction. Based on CPsyCoun (Zhang et al. 2024), we construct 100 emotionally rich dialogues by expanding seed prompts into four functional stages: i) Reception and Inquiry, ii) Diagnostic, iii) Consultation, and iv) Consolidation and Ending. Each stage reflects key elements in therapeutic progression.

To assess model performance across stages, we introduce 12 specialized metrics informed by five major therapeutic frameworks: Cognitive Behavioral Therapy (CBT) (Beck 2021), Acceptance and Commitment Therapy (ACT) (Waltz and Hayes 2010), Humanistic Therapy (Elliott 2002), Existential Therapy (May 1994), and Satir Family Therapy (Rebner 1972). The complete definitions of these 12 metrics are in Appendix F. To ensure high dataset quality, we conduct a quality assessment using two parallel evaluation protocols: i) manual scoring by psychology experts, and ii) automated assessment using GPT-4o. Table 2 reports the average quality performance by stage, where the pearson correlation coefficient between LLMs and human scores reaches 0.934 ($p = 0.066$), indicating a strong alignment between automated and manual evaluations. We use inter-annotator agreement (Fleiss 1971) to measure the consistency among annotators, as shown in Appendix B. For the qualifications of psychology annotators, please refer to Appendix A.

3.4 Emotion QA

Task Design. In this task, the model is required to answer questions grounded in long-context psychological literature.

Stage	Evaluator	
	GPT-4o	Annotator
Reception and Inquiry Stage	4.36	3.89
Diagnostic Stage	4.06	3.86
Consultation Stage	3.79	3.65
Consolidation and Ending Stage	4.56	3.96

Table 2: Quality Evaluation on Emotion Conversation.

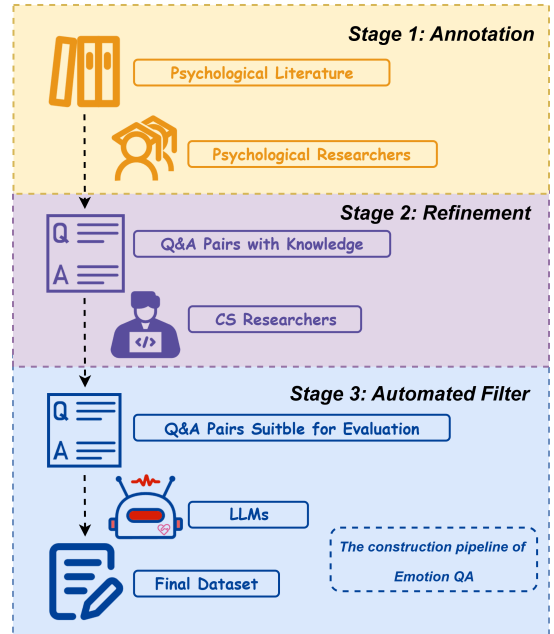


Figure 3: Annotation process of Emotion QA.

Model performance is evaluated using the F1 score between its responses and the ground truth answers.

Dataset Construction. The annotation pipeline can be referred to in Figure 3. The construction process involves: i) expert-written questions targeting emotional understanding, ii) refinement of reference answers for clarity and consis-

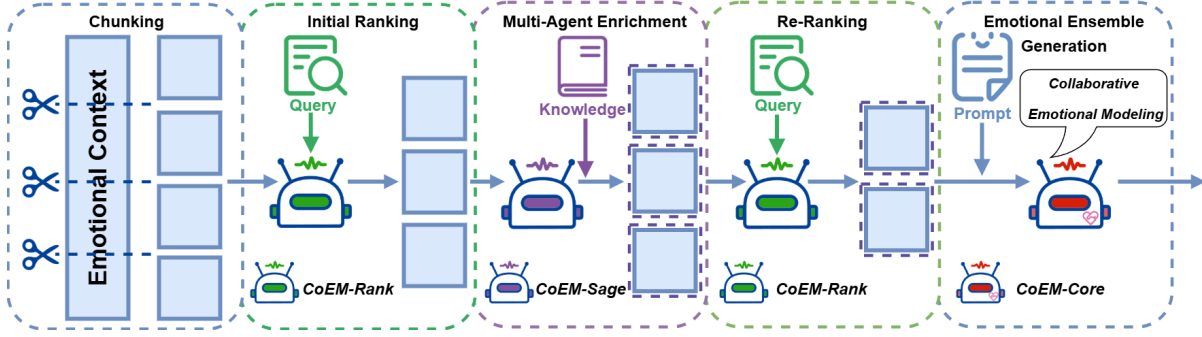


Figure 4: The pipeline of Collaborative Emotional Modeling (CoEM). CoEM consists of five stages: Chunking, Initial Ranking, Multi-Agent Enrichment, Re-Ranking, and Emotional Ensemble Generation.

tency with F1-based evaluation, and iii) filtering based on model performance to exclude overly ambiguous or trivial examples. Through this series of manual annotation and selection process, we finally obtain 120 high-quality pairs of psychological knowledge questions and answers.

3.5 Emotion Summary

Task Design. In this task, the model is required to summarize the following aspects from long-context psychological pathology reports: (i) causes, (ii) symptoms, (iii) treatment process, (iv) illness characteristics, and (v) treatment effects. After generating the model’s response, we employ GPT-4o to evaluate its factual consistency, completeness, and clarity with respect to the reference answer. These three evaluation criteria are validated in CPsyExam (Zhao et al. 2024).

Dataset Construction. Drawing on CPsyCounR dataset, we first expand the *experience and reflection* section of the dataset to meet our requirements for long-context inputs. Next, psychology annotators label each sample across five standardized dimensions: i) Causes, ii) Symptoms, iii) Treatment Process, iv) Illness Characteristics, and v) Treatment Effect. Finally, by filtering samples based on format, content richness, and precision, we select a final set of 150 samples.

3.6 Emotion Expression

Task Design. In this task, the model is situated within a specific emotional context and prompted to produce a long-form emotional self-narrative. Models first complete a psychometric self-assessment (e.g., PANAS), followed by the generation of a structured narrative spanning five phases: (i) Immediate Reaction, (ii) Cognitive Appraisal, (iii) Emotional and Physiological Expression, (iv) Regulation Strategies, and (v) Reflective Integration. The evaluation encompasses six dimensions: emotional consistency, content redundancy, expressive richness, cognition–emotion interplay, self-reflectiveness, and narrative coherence. All dimensions are assessed by GPT-4o, which serves as the evaluator to score the model’s capacity for emotional expression.

Dataset Construction. We utilize the *situations* in the EmotionBench (Huang et al. 2024) to provide the model with a specific emotional context. Each instance specifies: i)

an emotional category (e.g., anger), and ii) a psychologically meaningful trigger (e.g., being ignored in a group setting).

4 Collaborative Emotional Modeling

Figure 4 illustrates the pipeline of CoEM. To address EI tasks involving long contexts, we propose a hybrid retrieval-generation architecture that combines Retrieval-Augmented Generation (RAG) with modular multi-agent collaboration. The framework consists of five key stages:

Chunking. The input context is segmented into semantically coherent or token-length-constrained chunks. This enables efficient retrieval and minimizes irrelevant content during similarity estimation.

Initial Ranking. A retrieval agent, implemented as *CoEM-Rank*, evaluates the relevance of each chunk to the query using dense semantic similarity. Top-ranked chunks are passed forward for enhancement.

Multi-Agent Enrichment. A reasoning agent called *CoEM-Sage*, functioning as a knowledge assistant, enriches the selected chunks by incorporating external knowledge or latent emotional signals. These signals, derived from psychological theories or curated priors, enhance emotional reasoning without introducing task-specific leakage.

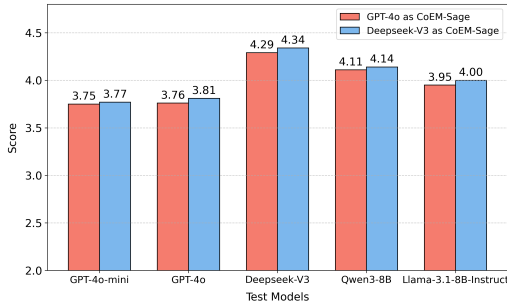
Re-Ranking. The enriched chunks are then re-evaluated by *CoEM-Rank* for both semantic relevance and emotional alignment. This ensures that the final input is both factually grounded and affectively coherent.

Emotional Ensemble Generation. The selected and enriched content, along with the prompt, is fed into a generation model denoted as *CoEM-Core*. This model (e.g., a long-context LLM or an instruction-tuned model) produces the final task-specific output, whether it be classification, summarization, or dialogue generation.

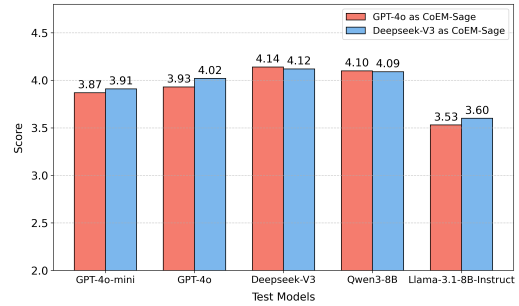
This modular approach encourages interpretability, emotional awareness, and task robustness. The CoEM setting encompasses all five stages, while the RAG setting only comprises Chunking, Re-Ranking, and Emotional Ensemble Generation. For the parameter settings and application details of RAG and CoEM, please refer to Appendix E.

Method	Model	EC	ED	QA	MC-4	ES	EE
Base	GPT-4o-mini	28.50	16.42	48.61	3.75	4.14	86.77
	GPT-4o	51.17	19.12	50.12	3.77	4.19	81.03
	DeepSeek-V3	44.00	24.51	45.53	3.99	4.28	81.75
	Qwen3-8B	38.50	18.14	44.75	3.97	4.21	73.40
	Llama3.1-8B-Instruct	26.17	9.80	45.74	4.00	3.98	75.61
	<i>(Extended Comparison Models)</i>						
RAG	GPT-5	64.50	22.79	43.22	4.67	4.37	86.77
	GPT-4o-mini	38.33	21.57	50.72	3.78	4.19	80.41
	GPT-4o	54.67	22.55	51.81	3.80	4.13	79.49
	DeepSeek-V3	52.17	23.53	50.44	4.34	4.28	81.83
	Qwen3-8B	39.67	19.12	44.34	4.14	4.20	73.28
	Llama3.1-8B-Instruct	28.00	11.27	47.04	3.94	3.71	75.16
CoEM	GPT-4o-mini	48.00	20.59	47.51	3.77	3.91	80.38
	GPT-4o	52.83	25.00	47.24	3.81	4.02	80.41
	DeepSeek-V3	54.33	23.04	46.52	4.34	4.12	82.83
	Qwen3-8B	52.83	18.14	46.31	4.14	4.09	73.59
	Llama3.1-8B-Instruct	38.17	11.27	44.79	4.00	3.60	75.71

Table 3: Experiment result across different prompting settings (Base, RAG, CoEM). EC represents Emotion Classification, ED represents Emotion Detection, QA represents Emotion QA, MC-4 represents the fourth stage of Emotion Conversation, ES represents Emotion Summary, and EE represents Emotion Expression.



(a) Impact of different CoEM-Sage models on MC-4.



(b) Impact of different CoEM-Sage models on ES.

Figure 5: Ablation experiments on CoEM-Sage models.

5 Experiment

5.1 Experiment Setup

In our experiments, for closed-source models, we choose GPT-4o-mini (OpenAI 2024a) and GPT-4o, while for open-source models, we select DeepSeek-V3 (DeepSeek-AI 2024), Llama3.1-8B-Instruct (Grattafiori et al. 2024), and Qwen3-8B (Team 2025). For tasks employing automatic evaluation, we adopt GPT-4o as the evaluator. Under the base setting, we compare a broader range of advanced open-source and closed-source models. We have currently evaluated the performance of GPT-5 (OpenAI 2025) and plan to include additional models in future experiments.

To accelerate inference, we use vllm library (Kwon et al.

2023) as the inference engine and set `temperature=0.8` and `top_p=0.9` for all models. For Qwen3-8B, we enable its thinking capabilities and manually remove the reasoning process between `<think>` and `</think>` to keep the answers concise. All our experiments are conducted on single A800 80G GPUs.

In the Emotion Classification, Emotion Detection, Emotion QA, and Emotion Expression, we employ GPT-4o as the CoEM-Sage, while Deepseek-V3 is used for the Emotion Conversation-4 and Emotion Summary in the same role. For the retrieval and ranking components across both the RAG and CoEM settings, we adopt bge-m3 (Chen et al. 2024a) as the CoEM-Rank. The generation models listed in Table 3 are used as the CoEM-Core. Full configuration details for both

Model	Stage 1			Stage 2			Stage 3			Stage 4			Avg
	1-1	1-2	1-3	2-1	2-2	2-3	3-1	3-2	3-3	4-1	4-2	4-3	
GPT-4o-mini	4.23	4.17	4.19	3.53	3.48	3.44	3.41	3.54	3.59	3.61	3.76	3.87	3.73
GPT-4o	4.06	4.17	4.19	3.47	3.44	3.41	3.44	3.54	3.60	3.63	3.75	3.92	3.72
Deepseek-V3	4.38	4.47	4.45	3.86	3.88	3.78	3.55	3.69	3.81	3.75	3.98	4.22	3.98
Qwen3-8B	4.46	4.51	4.50	3.99	3.90	3.78	3.75	3.87	3.95	3.80	3.97	4.15	4.05
Llama-3.1-8B-Instruct	4.22	4.27	4.28	3.69	3.65	3.65	3.48	3.61	3.74	3.84	3.95	4.22	3.88

Table 4: Performance of models at each stage of the Emotion Conversation task under the Base setting. The entire conversation is divided into four stages: i) Reception and Inquiry, ii) Diagnostic, iii) Consultation, and iv) Consolidation and Conclusion. Each stage includes 3 checkpoints, denoted as X-Y, where X indicates the stage number and Y indicates the checkpoint index.

the RAG and CoEM frameworks are in Appendix E.

5.2 Results on LongEmotion

The overall experimental results can be seen in Table 3. We evaluate the performance of each model on all tasks under the **Base**, **RAG**, and **CoEM** settings. As the first three stages of the dialogue are relatively brief, RAG and CoEM are only applied in the fourth stage of the Emotion Conversation task. The performance of models in all stages under the Base setting can be seen in Table 4.

By analyzing the experimental results, we can observe the following: i) While GPT-4o and DeepSeek-V3 generally exhibit stronger Emotional Intelligence, Llama-3.1-8B-Instruct and Qwen3-8B significantly outperform GPT-4o and GPT-4o-mini in the Emotion Conversation-4 task. This is further supported by our experimental results across all stages in the Base setting, as shown in Table 4. ii) In the Emotion Classification and Emotion Detection tasks, which heavily test the models’ reasoning and classification abilities, we maximize the potential of the models through the use of CoEM. iii) In contrast, in the Emotion QA and Emotion Summary tasks, which are strongly context-based, the model’s score largely depends on the alignment between the model’s response and the original text. Therefore, injecting external knowledge may introduce harmful noise into the context, leading to a drop in the score. iv) In the Emotion Expression task, we use GPT-4o as the CoEM-Sage to enrich the model’s expression. Compared to the results of RAG and CoEM, the score of GPT-4o-mini drops, while the scores of the other four models improve. This indicates that the ability of the CoEM-Sage greatly influences the performance of the tested models. Our ablation study on the CoEM-Sage models for Emotion Detection and Emotion Summary further supports this conclusion, as shown in Figure 5.

To explore models’ ability in emotion recognition across different context lengths, we evaluate their performance on the Emotion Classification under the Base setting, as shown in Figure 6. It can be observed that GPT-4o demonstrates the overall best performance, while DeepSeek-V3 shows the highest stability. In the longest range of 24k-27k, Llama-3.1-8B-Instruct experiences a significant drop in performance, reflecting its limitations in handling long contexts.

We also conduct ablation experiments on RAG with different chunk sizes and retrieval quantities, as shown in Fig-

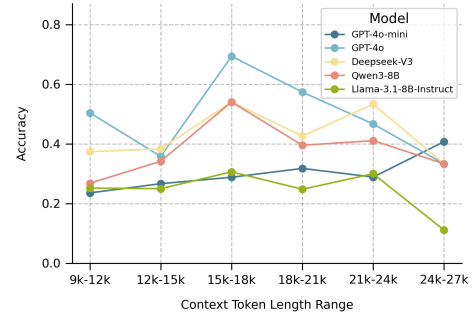


Figure 6: Model accuracy by context length range on Emotion Classification.

ure 7. From the image, it can be seen that GPT-4o-mini achieved the best performance in the 128 tokens/chunk setting with 8 retrieved chunks. Furthermore, although increasing the chunk size or retrieved count allows the model to acquire more information, it also introduces more noise, which can harm the model’s performance. Therefore, selectively incorporating useful information and discarding irrelevant information is crucial to improving RAG performance.

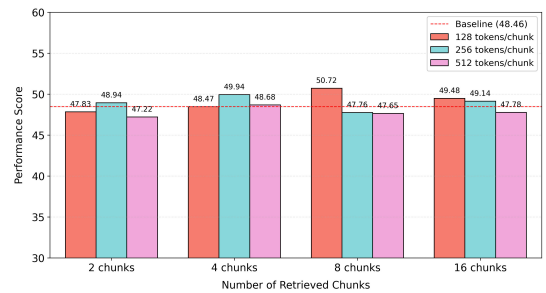


Figure 7: Impact of chunk size and retrieved count on GPT-4o-mini’s RAG performance on Emotion QA.

In constructing the Emotion Conversation dataset, we employ the CPsycoun two-stage data-generation framework and enhance our prompt design. To illustrate the richness of emotional features in our synthetic data, we conduct comparative quality experiments against plain prompts. The experimental results are detailed in the Appendix D.

5.3 Comparison of GPT series models

From Table3, it can be seen that GPT-5’s overall capabilities surpass those of GPT-4o and GPT-4o-mini. In the tasks of Emotion Classification and Emotion Detection, we only prompt the models to output the final label. The results show that GPT-5’s reasoning ability is significantly better than that of GPT-4o and GPT-4o-mini.

In the Emotion QA task, GPT-4o and GPT-4o-mini tend to respond more literally based on the original text, which can be seen in Figure 8. In contrast, GPT-5 modifies content according to its own understanding, which leads to a lower F1 score due to reduced alignment with the ground truth.

```
### Question:
What were the results of the higher score in bedtime mobile phone use in this study?

### Ground truth:
Higher scores in bedtime mobile phone use uniquely predicted lower scores in academic performance and sleep quality.

GPT-4o-mini:
Higher scores in bedtime mobile phone use uniquely predicted lower scores in academic performance and sleep quality.

GPT-4o:
Higher scores in bedtime mobile phone use uniquely predicted lower scores in academic performance and sleep quality.

GPT-5:
Lower academic performance and poorer sleep quality, with no significant relation to attention or verbal memory.
```

Figure 8: Comparison of the performance of different versions of GPT models on Emotion QA.

In the Emotion Conversation task, GPT-5 achieved higher scores based on our psychology theory-driven metrics. However, by examining the model outputs in Figure 9, we can see that GPT-5 merely makes better use of psychological knowledge to offer advice to the patient, rather than genuinely demonstrating empathy toward the client.

```
### Latest 3 turns of dialogue:
Client: It's like a tightness or pressure in my chest. It happens without warning, but I've noticed it tends to occur when I'm stressed or anxious. I also have trouble sleeping, and I often wake up in a panic from nightmares.
Counselor: That sounds distressing. I'm sorry you've been dealing with this. Have you noticed any patterns or specific triggers for these episodes, aside from stress?
Client: Well, I'm always worried about my son. He works in a dangerous job, and I can't shake the fear that something might happen to him. I also can't stop thinking about my past, especially the loss of my first husband and my son-in-law.

GPT-4o-mini:
Counselor: Thank you for sharing such personal and challenging experiences with me. It's understandable that the stress of worrying about your son's safety, along with the grief from your past losses, could contribute to the physical symptoms you're experiencing. The tightness and pressure in your chest, especially during moments of anxiety, can be your body's way of signaling that it's overwhelmed. It's important to acknowledge these feelings rather than dismiss them. Have you had the opportunity to explore ways to manage your anxiety and grief, perhaps through relaxation techniques or talking about your experiences? I'm here to support you in finding strategies that might help ease your symptoms and provide you with a sense of relief.

GPT-4o:
Counselor: Thank you for sharing that with me. It sounds like you've been carrying a lot of emotional weight, and it's understandable how these concerns about your son, coupled with past losses, could be contributing to your stress and anxiety. It's important to recognize how interconnected our emotional experiences can be with physical symptoms. As we move forward, we can explore ways to address these anxieties and work on strategies to help you feel more at ease, both physically and emotionally. Perhaps, we could start by identifying relaxation techniques or mindfulness practices that might alleviate some of the stress you're experiencing. Additionally, talking through your feelings and memories in a supportive environment may help to process these emotions more constructively. You're not alone in this journey, and I'm here to support you every step of the way.

GPT-5:
Counselor: Thank you for trusting me with this. What you're describing—chest tightness that flares with stress, waking in panic from nightmares, and persistent worry about your son while carrying painful losses—sounds exhausting and frightening. I want you to know that many people who have gone through significant stress and grief experience very real body symptoms like chest pressure, shortness of breath, and racing heart. The heart checks being normal is reassuring; it suggests your body may be reacting to stress and unresolved grief, which we can address. Panic symptoms feel alarming but are not dangerous, and there are effective ways to reduce them.

Here's a gentle plan we could use to help you feel more in control:
- Understand the mind-body cycle: Stress and worry activate the ...
- Skills for the moment symptoms start:
  - Calming breath: Inhale for 4 counts, exhale for 6 counts. Sit with feet on the floor. Exhale first. Inhale through your nose ...
- Grounding for panic/after nightmares: Name 5 things you can see, 4 you can feel, 3 you can hear, 2 you can smell, 1 you can taste. This anchors you back in the present.
- Sleep support and nightmares:
  - Create a 30-45 minute wind-down routine ...
  - If nightmares repeat, try "rescripting": Write the dream and change the ending to a safe or empowered outcome...
  - Worry about your son:
  - Schedule a daily "worry time" ...
  - If helpful and appropriate, agree with your son ...
- Grief and past losses: The losses of your first husband and son-in-law are profound...
- Build steadiness in your day: Light daily movement is short walks, gentle stretching, regular meals...
- Track patterns: For the next week, note when symptoms occur, what you were doing or thinking, and how long they last (0-10 intensity). This will help us target triggers and measure progress.
- If any chest discomfort feels different from your usual pattern or comes with new symptoms ...
```

Figure 9: Comparison of the performance of different versions of GPT models on Emotion Conversation.

In the Emotion Expression task, GPT-4o-mini performed more like a real person, with the generated content closely resembling what an actual individual might say in a given situation. In contrast, GPT-4o’s expressions were more like a rigidly told story, lacking natural fluidity. Meanwhile, GPT-5’s generation was more comprehensive and balanced, providing a well-rounded and objective description of emotions across various features, as clearly shown in Figure 10.

```
### Situation:
When you discuss your opinions with your parents and they don't take them seriously, very often you get some irritating answers. Your opinions are not considered.

### Stage:
Emotional Expression with Physiological Correlates

GPT-4o-mini:
As I reflect on the emotional turmoil I experienced during the conversation with my parents, I am increasingly aware of how my emotions...

From the very beginning of the conversation, I could feel the tension building within me. ...

As the discussion progressed and my parents offered their dismissive responses, my tone of voice likely shifted as well. I would have spoken with a heightened intensity, perhaps raising my voice ...

Gestures also played a significant role in how I expressed my feelings. In moments of exasperation, I can visualize...

As I became increasingly aware of my emotions, certain bodily sensations began to ...

Tears threatened to well up in my eyes as the conversation progressed...

GPT-4o:
As the situation unfolds and my emotions begin to find outward expression, the interplay between my internal emotional state and its external manifestations ...

Nonverbal Cues Displayed:
My facial expressions are likely the most immediate and visible indicators of my emotional state. The irritation and frustration I feel might be ...

Bodily Sensations Experienced:
The emotional experience is not confined to the mind; it reverberates throughout the body, manifesting in various physiological responses. One of the ...

Efforts to Hide, Suppress, or Exaggerate Emotional Expressions:
In the midst of this emotional expression, there is often a conscious or subconscious effort to manage how my emotions are perceived by my parents. I might attempt to hide or suppress certain ...

In reflecting on this stage, the intricate dance between internal emotions and their external expressions becomes apparent. It's a complex interplay, where my emotional state shapes my nonverbal cues and physiological...

GPT-5:
Nonverbal cues:
- Face: Brows pulled together, eyes narrowing briefly when I felt dismissed. Lips pressed into ...
- Tone of voice: Initially steady but a bit clipped and faster ...
- Gestures: Hands started to gesture more tightly-small, choppy movements...
- Posture: Shoulders drawn up and forward; leaning back when frustrated...

Bodily sensations:
- Heat in my face and ears; a tightness across my chest with shallow breaths.
- Jaw clenching and a stiff neck/shoulder tension, especially in the traps.
- Mild hand tremor and cold, slightly sweaty palms.
- Dry mouth and a small lump in my throat, especially when trying to speak uninterrupted.
- A knot in my stomach, with a faint queasy feeling. After the peak, a wave of fatigue.

- Regulation attempts (hiding/suppressing/exaggerating):
- Suppression: I tried to flatten ...
- Masking: Used a calm, measured cadence and "I" statements ("I'd like to finish my thought") to signal ...
- Mild exaggeration: I over-enunciated and emphasized logic to project ...
- Why: Family norms around keeping the peace and showing respect guided me to downplay anger...
```

Figure 10: Comparison of the performance of different versions of GPT models on Emotion Expression.

In the Emotion Summary task, GPT-4o-mini and GPT-4o directly analyzed various features of the case, whereas GPT-5 structured its analysis based on psychological theories, resulting in a higher score, as shown in Figure 11.

```
GPT-4o-mini:
Predicted causes
The individual's psychological issues stem from a combination of recent acute health crises, such as ...
Predicted symptoms
The individual exhibits various physiological and psychological symptoms, including persistent discomfort ...
Predicted treatment process
The treatment involved a combination of talk therapy, guided imagery, and exploration of relational dynamics...
Predicted characteristics
The psychological problem is characterized by hypochondria, marked by obsessive health concerns, compulsive ...
Predicted treatment effect
The therapy led to a significant improvement in the individual's condition, with a noticeable reduction in...

GPT-4o:
Predicted causes
The underlying cause of the individual's psychological issues is rooted in unresolved emotional conflicts ...
Predicted symptoms
The individual exhibited symptoms such as persistent nasopharyngeal discomfort, bowel irregularities...
Predicted treatment process
The treatment process involved psychotherapy, with a focus on guided imagery dialogue and ...
Predicted characteristics
The key characteristics of the illness include persistent, intrusive thoughts regarding one's health ...
Predicted treatment effect
The impact of the treatment was significant, with the individual experiencing profound emotional release ...

GPT-5:
Predicted causes
Proximal: Recent hospitalization for acute pancreatitis and cholecystectomy led to bodily hypervigilance ...
Distal: Unresolved adoption-related trauma (feelings of abandonment, identity confusion), longstanding ...
Maintaining factors: Excessive online health searches, reassurance seeking with United Trust ...
Predicted symptoms
Somatic: Persistent nasopharyngeal 'foreign body' sensation (globus), ear fullness after swallowing ...
Behavioral: Compulsive symptom checking, frequent online searching, doctor visits/reassurance seeking ...
Affective/functional: Heightened anxiety, irritability/anger, low interest/anhedonia, symptoms decrease ...
Predicted treatment process
Assessment and psychoeducation: Framed presentation as hypochondria/illness anxiety with OCD-like...
Case formulation: Linked health anxieties to unresolved adoption/attachment trauma, identity ...
Exploratory/relational psychotherapy: Facilitated disclosure of adoption story, dreams of being lost ...
Guided imagery and hypnosis: Conducted a targeted guided-imagery dialogue to symbolically return to the ...
Skills focus (implicit in work): Identified safety behaviors (checking, online searches) and attentional ...
Predicted characteristics
Symptom migration: Discomfort shifts between throat/nasopharynx and gastrointestinal tract ...
Attention-driven amplification: Symptoms intensify with monitoring/suppression and remit with distraction ...
Compulsive features: Cyclical checking and searching behaviors align with OCD-like patterns ...
Predicted treatment effect
Immediate post-intervention change: After guided imagery/hypnosis, the client reported a marked emotional ...
Symptom insight: Increased recognition that bodily sensations are influenced by psychological ...
Longer-term outcomes: Not fully reported; early response suggests good prognosis with continued ...
```

Figure 11: Comparison of the performance of different versions of GPT models on Emotion Summary.

From the tasks above, we can conclude that GPT-4o-mini behaves more like a human, with richer emotional features, but its application of psychological theory is somewhat lacking. On the other hand, GPT-5 has a better understanding of psychological theories, but the output is too rigid and mechanical, which might lead to a less empathetic user experience in practice. GPT-4o strikes a more balanced approach

between theoretical understanding and emotional features.

6 Conclusion

In this work, we introduce LongEmotion, a benchmark for measuring models’ Emotional Intelligence in long-context scenarios. LongEmotion comprises six tasks that comprehensively challenge models across multiple dimensions—emotion recognition, emotional support, emotional expression, emotional knowledge, and more. Beyond constructing the dataset, we also build Retrieval-Augmented Generation (RAG) and Collaborative Emotional Modeling (CoEM) frameworks for each task, achieving improvements on the vast majority of them. We conduct exhaustive experiments on the LongEmotion dataset under Base, RAG, and CoEM settings, analyzing models’ Emotional Intelligence from perspectives such as emotion enhancement, long-text performance, and expressive capability. Additionally, we integrate rigorous manual annotations into our synthetic data creation pipeline to ensure high data quality.

7 Future Work

In future work, we will gradually supplement the performance of new open-source and closed-source models under the base setting, and open-source all data, code, and evaluation results.

References

- Bai, Y.; Lv, X.; Zhang, J.; Lyu, H.; Tang, J.; Huang, Z.; Du, Z.; Liu, X.; Zeng, A.; Hou, L.; et al. 2023. Longbench: A bilingual, multitask benchmark for long context understanding. *arXiv preprint arXiv:2308.14508*.
- Beck, J. S. 2021. *Cognitive Behavior Therapy: Basics and Beyond*. The Guilford Press, 3rd edition.
- Chen, J.; Xiao, S.; Zhang, P.; Luo, K.; Lian, D.; and Liu, Z. 2024a. BGE M3-Embedding: Multi-Lingual, Multi-Functionality, Multi-Granularity Text Embeddings Through Self-Knowledge Distillation. *arXiv:2402.03216*.
- Chen, Y.; Lin, Y.; Zhou, J.; and Huang, M. 2023. RULER: A Diagnostic Benchmark for Long-Context Reasoning. In *Proceedings of the 2023 Conference on Empirical Methods in Natural Language Processing (EMNLP)*.
- Chen, Y.; Wang, H.; Yan, S.; Liu, S.; Li, Y.; Zhao, Y.; and Xiao, Y. 2024b. Emotionqueen: A benchmark for evaluating empathy of large language models. *arXiv preprint arXiv:2409.13359*.
- DeepSeek-AI. 2024. DeepSeek-V3 Technical Report. *arXiv:2412.19437*.
- Duan, J.; Zhao, X.; Zhang, Z.; Ko, E. G.; Boddy, L.; Wang, C.; Li, T.; Rasgon, A.; Hong, J.; Lee, M. K.; et al. 2024. An Exploration of LLM-Guided Conversation in Reminiscence Therapy. In *GenAI for Health: Potential, Trust and Policy Compliance*.
- Elliott, R. 2002. The effectiveness of humanistic therapies: A meta-analysis.
- Fleiss, J. L. 1971. Measuring nominal scale agreement among many raters. *Psychological bulletin*, 76(5): 378.
- Fu, Y.; Wu, J.; Wang, Z.; Zhang, M.; Shan, L.; Wu, Y.; and Li, B. 2024. LaERC-S: Improving LLM-based emotion recognition in conversation with speaker characteristics. *arXiv preprint arXiv:2403.07260*.
- Grattafiori, A.; Dubey, A.; Jauhri, A.; et al. 2024. The Llama 3 Herd of Models. *arXiv:2407.21783*.
- Guo, Z.; Lai, A.; Thygesen, J.; Farrington, J.; Keen, T.; and Li, K. 2024. Large language model for mental health: A systematic review. *arXiv 2024. arXiv preprint arXiv:2403.15401*.
- Hu, H.; Zhou, Y.; You, L.; Xu, H.; Wang, Q.; Lian, Z.; Yu, F. R.; Ma, F.; and Cui, L. 2025. Emobench-m: Benchmarking emotional intelligence for multimodal large language models. *arXiv preprint arXiv:2502.04424*.
- Huang, J.; Lam, M. H.; Li, E. J.; Ren, S.; Wang, W.; Jiao, W.; Tu, Z.; and Lyu, M. R. 2024. Apathetic or Empathetic? Evaluating LLMs’ Emotional Alignments with Humans. In *Advances in Neural Information Processing Systems* 37.
- Ishikawa, S.-n.; and Yoshino, A. 2025. AI with Emotions: Exploring Emotional Expressions in Large Language Models. *arXiv preprint arXiv:2504.14706*.
- Kamradt, G. 2023. Needle in a Haystack - Pressure Testing LLMs. https://github.com/gkamradt/LLMTest_NeedleInAHaystack. Accessed: 2025-07-23.
- Kwon, W.; Li, Z.; Zhuang, S.; Sheng, Y.; Zheng, L.; Yu, C. H.; Gonzalez, J. E.; Zhang, H.; and Stoica, I. 2023. Efficient Memory Management for Large Language Model Serving with PagedAttention. In *Proceedings of the ACM SIGOPS 29th Symposium on Operating Systems Principles*.
- Li, J.; Wang, M.; Zheng, Z.; and Zhang, M. 2023. Loogle: Can long-context language models understand long contexts? *arXiv preprint arXiv:2311.04939*.
- Liu, J.; Zhu, D.; Bai, Z.; He, Y.; Liao, H.; Que, H.; Wang, Z.; Zhang, C.; Zhang, G.; Zhang, J.; et al. 2025. A comprehensive survey on long context language modeling. *arXiv preprint arXiv:2503.17407*.
- Lu, H.; Chen, J.; Liang, F.; Tan, M.; Zeng, R.; and Hu, X. 2025. Understanding emotional body expressions via large language models. In *Proceedings of the AAAI Conference on Artificial Intelligence*, volume 39, 1447–1455.
- Maharana, A.; Lee, D.-H.; Tulyakov, S.; Bansal, M.; Barbieri, F.; and Fang, Y. 2024. Evaluating very long-term conversational memory of llm agents. *arXiv preprint arXiv:2402.17753*.
- Malgaroli, M.; Schultebrasucks, K.; Myrick, K. J.; Loch, A. A.; Ospina-Pinillos, L.; Choudhury, T.; Kotov, R.; De Choudhury, M.; and Torous, J. 2025. Large language models for the mental health community: framework for translating code to care. *The Lancet Digital Health*, 7(4): e282–e285.
- May, R. 1994. *Discovery of being: Writings in existential psychology*. WW Norton & Company.
- Ni, X.; Cai, H.; Wei, X.; Wang, S.; Yin, D.; and Li, P. 2024. XL 2 Bench: A Benchmark for Extremely Long Context Understanding with Long-range Dependencies. *arXiv preprint arXiv:2404.05446*.

- OpenAI. 2024a. GPT-4o Mini: Advancing Cost-Efficient Intelligence. <https://openai.com/zh-Hans-CN/index/gpt-4o-mini-advancing-cost-efficient-intelligence/>. Accessed: 2025-07-24.
- OpenAI. 2024b. OpenAI: Hello GPT-4o. <https://openai.com/zh-Hans-CN/index/hello-gpt-4o/>. Accessed: 2025-07-24.
- OpenAI. 2025. OpenAI: GPT-5. <https://openai.com/zh-Hans-CN/gpt-5/>. Accessed: 2025-08-24.
- Paech, S. J. 2023. Eq-bench: An emotional intelligence benchmark for large language models. *arXiv preprint arXiv:2312.06281*.
- Rebner, I. 1972. Conjoint family therapy. *Psychotherapy: Theory, Research & Practice*, 9(1): 62–66.
- Russell, J. A. 1980. A circumplex model of affect. *Journal of personality and social psychology*, 39(6): 1161.
- Russell, J. A. 2003. Core affect and the psychological construction of emotion. *Psychological review*, 110(1): 145.
- Sabour, S.; Liu, S.; Zhang, Z.; Liu, J. M.; Zhou, J.; Sunaryo, A. S.; Li, J.; Lee, T.; Mihalcea, R.; and Huang, M. 2024. Emobench: Evaluating the emotional intelligence of large language models. *arXiv preprint arXiv:2402.12071*.
- Sun, M.; Gao, L.; et al. 2024. InfiniteBench: Towards Evaluating LLMs on Unbounded Long-context Tasks. *arXiv preprint arXiv:2403.07486*.
- Team, Q. 2025. Qwen3 Technical Report. *arXiv:2505.09388*.
- Waltz, T. J.; and Hayes, S. C. 2010. Acceptance and Commitment Therapy. In Kazantzis, N.; Reinecke, M. A.; and Freeman, A., eds., *Cognitive and Behavioral Theories in Clinical Practice*, 148–192. The Guilford Press.
- Wang, X.; Li, X.; Yin, Z.; Wu, Y.; and Liu, J. 2023. Emotional intelligence of large language models. *Journal of Pacific Rim Psychology*, 17: 18344909231213958.
- Xiong, J.; Shen, J.; Ye, F.; Tao, C.; Wan, Z.; Lu, J.; Wu, X.; Zheng, C.; Guo, Z.; Kong, L.; et al. 2024. UNComp: Uncertainty-Aware Long-Context Compressor for Efficient Large Language Model Inference. *arXiv preprint arXiv:2410.03090*.
- Xiong, J.; Shen, J.; Zheng, C.; Wan, Z.; Zhao, C.; Yang, C.; Ye, F.; Yang, H.; Kong, L.; and Wong, N. 2025. ParallelComp: Parallel Long-Context Compressor for Length Extrapolation. *arXiv preprint arXiv:2502.14317*.
- Zhang, C.; Li, R.; Tan, M.; Yang, M.; Zhu, J.; Yang, D.; Zhao, J.; Ye, G.; Li, C.; and Hu, X. 2024. Cpsycoun: A report-based multi-turn dialogue reconstruction and evaluation framework for chinese psychological counseling. *arXiv preprint arXiv:2405.16433*.
- Zhang, X.; Wang, M.; Zhuang, X.; Zeng, X.; and Li, Q. 2025. CDEA: Causality-Driven Dialogue Emotion Analysis via LLM. *Symmetry*, 17(4): 489.
- Zhao, J.; Zhu, J.; Tan, M.; Yang, M.; Li, R.; Yang, D.; Zhang, C.; Ye, G.; Li, C.; Hu, X.; et al. 2024. CPsyExam: A Chinese Benchmark for Evaluating Psychology using Examinations. *arXiv preprint arXiv:2405.10212*.
- Zhong, W.; Guo, L.; Gao, Q.; Ye, H.; and Wang, Y. 2024. Memorybank: Enhancing large language models with long-term memory. In *Proceedings of the AAAI Conference on Artificial Intelligence*, volume 38, 19724–19731.
- Zhu, Y.; Kiros, R.; Zemel, R.; Salakhutdinov, R.; Urtasun, R.; Torralba, A.; and Fidler, S. 2015. Aligning Books and Movies: Towards Story-Like Visual Explanations by Watching Movies and Reading Books. In *The IEEE International Conference on Computer Vision (ICCV)*.

A Qualifications of Annotators

Our annotation team consists of psychology researchers and computer science researchers. In the psychology research team, there is a postdoctoral fellow expert specializing in psychology and seven Master’s students majoring in the same field. The theoretical foundation of our dataset and metrics involves deep participation from the psychology team. Under the guidance of the expert, the seven psychology Master’s students carry out the annotation work. In the computer science research team, there are three Master’s students and one PhD student majoring in computer science. Their main responsibility is to modify, adjust, and organize the data annotated by the psychology team according to the characteristics of the tasks.

B Inter-annotator Agreement

We use inter-annotator agreement to measure the consistency among human annotators. Specifically, our annotators independently re-annotate the same set of 20 Emotion Conversation examples—yielding a total of 240 metric-level judgments. We calculate inter-annotator agreement using Fleiss’ Kappa coefficient, with results presented in Table 5.

Metric	Result
Establishing the Therapeutic Alliance	-0.064
Emotional Acceptance and Exploration Guidance	0.037
Systematic Assessment	-0.156
Recognizing Surface-Level Reaction Patterns	0.045
Deep Needs Exploration	-0.005
Pattern Interconnection Analysis	-0.011
Adaptive Cognitive Restructuring	0.004
Emotional Acceptance and Transformation	-0.057
Value-Oriented Integration	-0.055
Consolidating Change Outcomes and Growth Narrative	-0.065
Meaning Integration and Future Guidance	-0.111
Autonomy and Resource Internalization	-0.022

Table 5: Fleiss’ kappa coefficient for inter-annotator agreement in Emotion Conversation.

C Case Study

In this section, we conduct a concrete analysis of how the information retrieved by the RAG and CoEM methods affects model performance. We collect all of the information retrieved by RAG and CoEM for every task in Figure 12. In models’ final generation prompts, the Base setting includes none of the information; the RAG setting includes only the *Content* information; and the CoEM setting includes both the *Content* and *Summary* information.

Emotion Classification. In this task, the model is given a long context in which an emotional segment is embedded within unrelated noise. The RAG method enables the model to retrieve a more accurate segment, leading to improved performance; CoEM further conducts emotional analysis on the retrieved segment, resulting in the greatest performance improvement.

Emotion Detection. In this task, the model receives multiple emotional segments. The RAG method ranks the original segments based on their relevance, while CoEM further enhances the emotional features of the segments and ranks the enriched packs. This relevance-based ranking approach significantly boosts the model’s ability to distinguish emotions.

Emotion QA. In this task, we evaluate the model’s responses based on the F1 similarity with the ground truth. RAG helps the model retrieve more relevant source content, thereby improving its performance. However, the CoEM method, when introducing external knowledge, may alter certain internal details, which can lead to a drop in model performance. In Figure 12, we highlight the differences between the summary and the original text in red for comparison.

Emotion Conversation. In this task, the model is placed within a multi-turn dialogue context. The RAG method ranks the context chunks based on their relevance to the previous three dialogue turns. CoEM, after the initial ranking, generates a summary by combining the previous three turns with the initially selected chunks, and then performs a second round of relevance ranking between the initially filtered chunks and this summary, further ensuring the accuracy of the relevance assessment.

Emotion Summary. In this task, the model is required to summarize specific characteristics of a psychological counseling report. RAG ranks the chunks based on their similarity to the target characteristics. CoEM further injects the analysis of these chunks provided by CoEM-Sage. However, since psychological counseling is a holistic process, analyzing only isolated chunks may lead to incorrect conclusions, resulting in a decline in model performance.

Emotion Expression. In this task, the model is placed in an emotional situation, where it is required to answer the PANAS scale and express its emotions. RAG ranks the context chunks based on the query at each stage, while CoEM performs a finer-grained emotional analysis of these chunks. The CoEM-Sage model, with its stronger emotional intelligence (EI) capabilities, captures emotional cues more precisely, which in turn helps the tested CoEM-Core model better understand and express its own emotions.

D Synthetic Data Ablation

We employ the two-stage generation framework of CPsy-Coun to generate Emotion Conversation dataset, and compare it with the direct use of a single-stage straightforward generation without the *counseling note* and the *detailed skills* in the prompt. The prompt we use can be found in Figure 13, and the comparison of experimental results can be seen in Table 7.

E Details of RAG and CoEM

We present the application details of the CoEM framework in Table 8. To ensure the accuracy of the ranking, in the Emotion Detection task, we skip the initial ranking and directly carry out multi-agent enrichment. The *Chunking* and

Re-Ranking in the table are also applicable to the RAG framework.

We also report the chunk size and retrieved count for each task in Table 9. In QA, models use different chunk sizes. For EE, the retrieved counts correspond to stages 2–5.

F LLM as Judge Metrics Design

In this section, we provide a detailed presentation of the metric designs that employ large models as evaluators.

Emotion Summary. In the Emotion Summary, we design three metrics—consistency, completeness, and clarity—with respect to the reference answer. Table 6 shows the explanations of these metrics:

Metric	Description
Factual Consistency	Is the model output factually aligned with the ground truth?
Completeness	Does the model include all key details found in the ground truth?
Clarity	Is the expression clear and coherent?

Table 6: Design of Emotion Summary evaluation metrics.

Emotion Conversation. In the Emotion Conversation task, we design metrics for each dialogue stage based on Cognitive Behavioral Therapy (CBT), Acceptance and Commitment Therapy (ACT), Humanistic Therapy, Existential Therapy, and Satir Family Therapy. The description and theoretical foundations for the design of each metric can be found in Table 10. Further explanations and practical applications of each metric can be referenced in the evaluation prompts, which are presented in Appendix H.

Emotion Expression. In the Emotion Expression task, we design six metrics—emotional consistency, content redundancy, expressive richness, cognition–emotion interplay, self-reflectiveness, and narrative coherence. Table 11 shows the detailed explanations of these six metrics.

G Unified Format of Data

We present data samples for each task in Figures 14 to 19. In the Emotion Classification task, the model analyzes the subject’s emotional state based on the given context. Emotion Detection requires the model to identify segments that carry distinct emotional expressions. In Emotion QA, the model answers questions grounded in contextual information. The Emotion Conversation task places the model in the role of a psychological counselor, responding to the client’s previous turn. Emotion Summary challenges the model to generate a structured summary of a counseling session, including the cause, symptoms, treatment process, illness characteristics, and treatment effect. Finally, in the Emotion Expression task, the model is immersed in an emotional situation, responds to the PANAS scale, and articulates its emotional state.

H Comprehensive Prompt Collections

This section presents the complete set of prompts used throughout the framework, encompassing Evaluation, Multi-agent Enrichment, and Emotional Ensemble Generation stages across all tasks. For tasks adopting automatic evaluation as the metric, we utilize GPT-4o as the evaluation model, with detailed evaluation prompts illustrated in Figures 20 to 25. During the Multi-Agent Enrichment stage, task-specific prompts are designed to guide agent collaboration and reasoning, as shown in Figures 26 to 31. Finally, in the Emotional Ensemble Generation stage, we employ carefully constructed prompts to support emotional diversity and coherence in response generation, with the full set depicted in Figures 32 to 37.

Emotion Classification	<p>## Pack: Chunk: As my fingers brushed against a smaller stone, set slightly deeper in the wall, I sensed it was the exact point Tarvik had touched. Meanwhile, Dorea was struggling with her attempt to make Baklava. When she removed it from the oven, it was ruined—the bread lacked crispness, and the filling had spilled over the pan. Her daughter arrived home just then, observing the freshly baked yet failed Baklava. She tasted it and offered a reassuring thumbs-up to her mother, despite the disappointment. I pressed the stone, and the door swung open.</p> <p>Summary: 1. Event Summary: The text presents two contrasting scenarios. In the first ... 2. Key Characters: - Unnamed Individual: Engages in a significant act ... - Dorea: Experiences disappointment and frustration when her Baklava doesn't turn out as expected. - Dorea's Daughter: Provides emotional support through a positive gesture, offering reassurance. 3. Emotion Triggers: - Unnamed Individual: The act of pressing ... - Dorea: The ruined Baklava evokes disappointment ... - Dorea's Daughter: Her positive gesture reflects compassion and support ... 4. Psychological Mechanisms: - Unnamed Individual: Experiences curiosity and ... - Dorea: Might grapple with self-critical thoughts or feelings of inadequacy regarding her cooking skills. - Dorea's Daughter: Displays emotional reassurance, possibly motivated ... 5. Interpersonal Dynamics: - Unnamed Individual: Engages in a solitary quest, indicating ... - Dorea and Her Daughter: The daughter's supportive gesture ... 6. Summary Insight: This text underscores ...</p>
Emotion Detection	<p>## Pack: Chunk: I feel that there is an underlying problem with the whole situation. Bill Gates had been warning of this on TED 15 years ago and we have had various contagions around the world. It seems that no country in the world was really ready for this, nor did they have any plans. It is as though it was never expected to happen. The testing in the UK for antigens is not working and a lot of taxpayers money has been spent on this. Emergency services are grossly overstretched and people are being badly informed. The only useful strategies have been hand washing, distancing from others and not going out unless necessary. Masks and gloves being worn day after day by the public may even accumulate the pathogen but no advice on this has been given.</p> <p>Summary: Core Emotion(s): Frustration, Concern Intensity: High Emotional Context: Criticism of systemic unpreparedness and mismanagement during a global health crisis. Psychological Insight: Fear of inefficacy, distrust in authority</p>
Emotion QA	<p>## Pack: Chunk: Excessive smartphone usage can lead to specific mental, behavioral, and social issues. Research indicates that smartphone addiction is negatively correlated with various dimensions of well-being ...</p> <p>Summary: Excessive smartphone usage can result in mental, behavioral, and social problems. Smartphone addiction is negatively correlated with different aspects of well-being ...</p>
Emotion Conversation	<p>## Pack Chunk 1: Counselor: Exactly. It's important to remind yourself of past successes and the strengths that exist within your relationship. By recognizing these, you can start to develop more balanced thoughts. For instance, instead of "Our marriage is doomed," you might reframe it to "We're experiencing challenges, but we've overcome difficulties before, and we can work through this." Client: That does feel more hopeful. I can see how reframing could help me approach situations with less fear and more optimism.</p> <p>Chunk 2: ... Chunk 3: ...</p> <p>Summary: Knowledge-Based Statement: The client has demonstrated consistent progress in strengthening their relationship ...</p> <p>Empathy-Based Summary: You've come a long way in your journey—from feeling overwhelmed and stuck to gaining clarity, resilience, and ...</p>
Emotion Summary	<p>## Pack: Chunk: plan includes: Step one, using three to five counseling sessions to explore how their respective family of origin has influenced their personalities; Step two, examining how the misaligned roles they adopted after marriage have gradually become entrenched; Step three, understanding</p> <p>Summary: The treatment helped clients understand family-of-origin influences on their personalities and recognize entrenched marital role misalignments, leading to improved self-awareness and relational dynamics.</p>
Emotion Expression	<p>## Pack: Chunk: As I open my mouth to voice my thoughts, I feel a flush of heat creeping up my neck and face. The physical manifestation of my emotional state is evident: my palms grow clammy, and I instinctively clench my fists, muscles tensing in preparation for the inevitable pushback. I can feel my heartbeat quickening, a rhythmic drumbeat of anxiety that reverberates in my ears. It's as if my body is bracing for conflict, sensing the unspoken tension that fills the room.</p> <p>Summary: The segment describes a situation characterized by heightened emotional intensity and physical anxiety. The speaker experiences a significant emotional response as they prepare to express their thoughts, including a flush of heat and clammy palms, indicating nervousness and apprehension. There is a clear interaction between emotions and physical sensations, as anxiety manifests in a quickened heartbeat and tense muscles, suggesting an internal conflict between the desire to communicate and fear of potential pushback or conflict. The emotional shift occurs as the body instinctively braces for tension, highlighting the anticipation of disagreement or confrontation in the environment.</p>

Figure 12: An overview of retrieved chunks across all tasks. In models' final generation prompts, the Base setting includes none of the information; the RAG setting includes only the Content information; and the CoEM setting includes both the Content and Summary information.

Metric	One-Stage Generation	Two-Stage Generation
Establishing the Therapeutic Alliance	4.88	4.92
Emotional Acceptance and Exploration Guidance	4.36	4.38
Systematic Assessment	3.86	3.79
Recognizing Surface-Level Reaction Patterns	4.13	4.1
Deep Needs Exploration	4.13	4.32
Pattern Interconnection Analysis	3.66	3.77
Adaptive Cognitive Restructuring	3.60	3.73
Emotional Acceptance and Transformation	4.12	3.96
Value-Oriented Integration	3.94	3.69
Consolidating Change Outcomes and Growth Narrative	4.52	4.63
Meaning Integration and Future Guidance	4.16	4.19
Autonomy and Resource Internalization	4.84	4.86
Avg	4.18	4.20

Table 7: The comparison experiment results of synthetic data.

```

# Role
You are a psychological counselor with twenty years of experience and are good at reconstructing psychological
counseling scenes.
##Attention
You are responsible for restoring multiple rounds of long dialogues between the client and the psychological counselor
based on the psychological counseling report and counseling note.

##Skills
### Skill 1: Authentic expression
-Client expresses many emotions, consistent with real psychological counseling scenarios
-Psychological counselor uses guided dialogue to listen, understand and support client
-Client and psychological counselor should engage in rich and detailed dialogue, ensuring that each round of
conversation is meaningful and comprehensive.

### Skill 2: Consultation Framework
#### Stage 1: Reception and inquiry stage
-The client introduces his general situation, the purpose of consultation, and the problem he wants to solve
-The psychological counselor obtains basic information from the client, including self-introduction, purpose of
consultation, and problems expected to be solved
-Refer to the "Basic information about the client" of the consultation note

#### Stage 2: Diagnostic stage
-Psychological counselor analyze and clarify the psychological problems of clients based on their descriptions, and
explore the source and severity of the problems
-Refer to the "Psychological problems of the client" of the consultation note

#### Stage 3: Consultation stage
-The psychological counselor confirms the counseling goals with the client and informs them of the psychological
counseling techniques-Implement specific execution plans step by step to help client solve problems in an all-round way
-Implement "Consultation plan" of the consultation note

#### Stage 4: Consolidation and ending stage
-The counselor and the client review and summarize the work done during the consultation stage, allowing the client to
reflect on themselves
-Refer to the "Experience thoughts and reflections" of the consultation note

## Constraints
- The dialogue should be reconstructed and expanded around the four stages of the consultation framework.
- Provide a multi-turn long dialogue over 200 rounds, ensuring the total length exceeds 12000 tokens.
- The dialogue starts with "Client:" and ends with "Counselor:".
- The dialogue should be consistent with real psychological counseling scenarios, and the counseling report itself must
not be mentioned.
- Ensure the expanded dialogue builds naturally on the existing dialogue, adding depth and detail without losing
coherence.

## Counseling Report:
{counseling_report_str}

## Counseling note:
{counseling_note_str}

Please take a deep breath and analyze the psychological counseling report step by step, and restore the multiple rounds
of long dialogues between the client and the psychological counselor.

```

Figure 13: Dataset generation prompt for Emotion Conversation.

Task	Chunking	Initial Ranking	Multi-Agent Enrichment	Re-Ranking
<i>EC</i>	Chunk by length	Compute similarity with query	GPT-4o injects external EI analysis into each chunk	Compute chunks’ similarity with query
<i>ED</i>	Each segment as a chunk	Skip this stage	GPT-4o injects external EI analysis into each chunk	For each chunk, compute pairwise similarity with other chunks and select those with the lowest similarity
<i>QA</i>	Chunk by length	Compute similarity with query	GPT-4o injects external EI analysis into each chunk	Compute similarity with the query
<i>MC-4</i>	Chunk by length	Compute similarity with query	GPT-4o generates an overall summary	Compute chunks’ similarity with summary
<i>ES</i>	Chunk by length	Compute similarity with query	GPT-4o injects external EI analysis into each chunk	Compute chunks’ similarity with query
<i>EE</i>	Chunk by length	Compute similarity with query	GPT-4o injects external EI analysis into each chunk	Compute chunks’ similarity with query

Table 8: Application details in the CoEM framework.

Task	Chunk Size	Retrieved Count
<i>EC</i>	128	1
<i>ED</i>	Num of segs	8
<i>QA</i>		
GPT-4o-mini	128	8
GPT-4o	128	4
Deepseek-V3	512	4
Qwen3-8B	128	4
Llama-3.1-8B-Instruct	512	4
<i>MC-4</i>	128	4
<i>ES</i>	128	4
<i>EE</i>	128	2,4,4,4

(a) Parameter settings applied to RAG. For EE, the retrieved counts correspond to stages 2–5.

Task	Chunk Size	Count 1	Count 2
<i>EC</i>	128	1	1
<i>ED</i>	Num of segs	–	8
<i>QA</i>			
GPT-4o-mini	128	16	8
GPT-4o	128	16	4
Deepseek-V3	512	8	4
Qwen3-8B	128	16	4
Llama-3.1-8B-Instruct	512	8	4
<i>MC-4</i>	128	16	4
<i>ES</i>	128	10	4
<i>EE</i>	128	4,8,8,8	2,4,4,4

(b) Parameter settings applied to CoEM. Count 1 represents the number of chunks retrieved in the Initial Ranking stage, and Count 2 represents the number of chunks retrieved in the Re-Ranking stage.

Table 9: Parameter settings for RAG and CoEM approaches.

Stage	Metric Name	Description	Theoretical Foundation
<i>Reception & Inquiry</i>	Establishing the Therapeutic Alliance	Establish initial trust through empathy and a non-judgmental attitude, providing a safe foundation for further interventions.	All theoretical orientations
	Emotional Acceptance and Exploration Guidance	Guide the client to express emotions (e.g., anxiety, helplessness) in a safe atmosphere, demonstrating acceptance.	Humanistic, ACT, Satir Family
	Systematic Assessment	Integrate cognitive, behavioral, emotional, relational, and existential factors into a multidimensional assessment.	CBT, Existential, Satir Family
<i>Diagnostic</i>	Recognizing Surface-Level Reaction Patterns	Identify the client's automatic cognitive, emotional, and behavioral responses.	All theoretical orientations
	Deep Needs Exploration	Reveal unmet psychological needs such as security, autonomy, connection, or meaning.	All theoretical orientations
	Pattern Interconnection Analysis	Understanding the interaction of problems within the individual's internal systems and external systems; integrating findings from various dimensions to present a panoramic view of how the problem is maintained.	All theoretical orientations
<i>Consultation</i>	Adaptive Cognitive Restructuring	By examining the truthfulness and constructiveness of thoughts, build a more adaptive cognitive framework.	CBT, Existential, Satir Family
	Emotional Acceptance and Transformation	Developing Emotional Awareness, Acceptance, and Transformation Skills.	All theoretical orientations
	Value-Oriented Integration	Anchor Change to the Life Dimension Beyond Symptoms.	All theoretical orientations
<i>Consolidation & Ending</i>	Consolidating Change and Growth Narrative	Review therapeutic progress and reinforce positive change through a coherent personal narrative.	All theoretical orientations
	Meaning Integration and Future Guidance	Internalize therapy gains into a life philosophy and create a value-driven future plan.	Humanistic, Existential, ACT
	Autonomy and Resource Internalization	Strengthen the client's internal coping resources and ability to continue growth independently.	CBT, Existential, Satir Family

Table 10: Design of Emotion Conversation evaluation metrics. *Theoretical Foundation* denotes the source of inspiration for the design of this metric, and *All theoretical orientations* indicates that the metric draws upon all five theoretical orientations.

Metric	Description
Consistency Between Emotional Ratings and Generated Text	Evaluate whether the emotional ratings from the scale align with the content in the model's self-description. Are the emotions rated in the scale accurately reflected in the model's self-description? Also, assess whether the intensity of the ratings matches the emotional expression in the generated text.
Repetition of Content	Check if there is noticeable repetition in the generated text, especially in the emotional descriptions. Are there repeated emotional, thought, or behavioral descriptions that make the text feel redundant or unnatural? Also, evaluate whether the generated text avoids repeating the same emotional descriptions and provides a multi-dimensional analysis.
Richness and Depth of Content	Assess whether the generated text thoroughly explores the different dimensions of emotions (e.g., psychological, physical, and behavioral responses). Examine whether it delves into the origins, progression, and impact of the emotions, and whether it uses sufficient detail and examples to enrich emotional expression.
Interaction Between Emotion and Cognition	Determine whether the generated text effectively showcases the interaction between emotions and cognition. For example, does it demonstrate how the protagonist adjusts emotional reactions based on thoughts and situation evaluations? Also, check whether the emotions and behaviors in the text are consistent.
Emotional Reflection and Self-awareness	Evaluate whether the protagonist reflects on their emotional reactions. Does the text explore personal growth, self-awareness, or suggest strategies for emotional improvement?
Overall Quality and Flow of the Text	Assess whether the generated text flows smoothly and has a clear structure. Is there a natural progression from emotional reaction to evolution and reflection? Also, does the text use varied sentence structures and expressions to avoid monotony?

Table 11: Design of Emotion Expression evaluation metrics.

Emotion Classification

- Context

...
...
...

i could return to tarvik and tell him what i had overheard .\nand how would i explain why i 'd decided to spy on his aunt and cousin ?\nhe said he trusted me , which could be useful , and , wow , would my turning up now put paid to that idea .\nmy fingers touched a smaller stone , set slightly deeper in the wall , and almost at the point i had thought tarvik touched .\nDorea was trying to cook a Baklava. When she took it out of the oven, the Baklava was ruined as the bread was not crispy, and the filling was bursting all over the pan. At that moment, her daughter came home and noticed her mom's fresh yet ruined Baklava. She tasted it and gave a thumbs-up to her mother.\ni pressed it .\nthe door opened .\nso he had not tricked me and my suspicions were unfair .\nnot much consolation there .\nit meant tarvik really did trust me more than i trusted him , which put me in the unpleasant position of knowing i did have an obligation to help him .\nhate being obligated , because in my experience , being in some guy 's debt is never a good thing .

...
...
...

- Subject: "Dorea"

- Choice: "Delight", "Anger", "Embarrassment", "Hopeless", "Pride", "Disappointment"

- Groundtruth: "Delight"

Figure 14: Emotion Classification dataset example.

Emotion Detection

- Context

- Segment 1:

Whilst I'm not worried/concerned too much for myself I feel worried for the people that I love and all those who are considered vulnerable. I'm somewhat irritated by those who do not feel that the rule applies to them. It's not about you alone at this time. It's the impact that you could have on others. And I'm sad to hear of all the deaths and the people that this is affecting. It's heartbreaking that these people are dying without the usual attendance of family members. \nI feel helpless as I don't live near family who are in need and so the burden has landed with other members of the family who are now exhausted, anxious and worried. This upsets me that I can do very little to help. So I feel a little helpless. That said, we all have to do our part and I remind myself that the kindest thing I can do is not visit loved ones. I'm a little concerned that the government will lift these rules too soon. We have one shot at this.

- Segment 2:

I am mostly bored being stuck at home with limited things to do. I find working from home difficult and I get distracted, but now I have two weeks off work. I am a little apprehensive about the situation, especially for my older relatives. However, I would mostly just like to know what the future holds and how long we will be in lock down etc and when things will go back to normal. Not knowing when we will be able to go back to work/normal life is difficult to live with so it raises my anxiety level a little bit.

- Segment 3:

It's definitely worrying but there is a sense of calm and relaxation due to current day to day living. Unsure over what the future holds and when the lockdown is going to end might be the biggest worry factor. However, I feel it may be a bit overeager as even if there was no lockdown there is no where to go currently. Personally, I have no problem staying inside and have been content to do so thus far. I am now concerned over how long the requirement for this text box and this getting me a touch agitated. I do not have a great deal to discuss about the situation and definitely do not need this many characters. I do wonder if this perhaps a 2nd secret study within a study.

...
...
...

- Segment 15:

I feel anxious and out of control of the situation \nI feel angry that people aren't listening to the social distancing rules \nI feel annoyed that people are still panic buying and being selfish \nI feel anxious if me or any of my family members get ill\nI feel anxious that the family I live with may not wash their hands properly or be as strict with their hand hygiene as I am - therefore putting themselves and me at greater risk \nI feel sad that people are dying \nI feel uneasy because I don't know what's going to happen in the future \nI feel a lack of motivation as I'm having to do my uni work at home and I'm worried this will effect me graduating

...
...
...

- Groundtruth

Segment 15

Figure 15: Emotion Detection dataset example.

```

# Emotion QA

- Context
...
...
...
At bivariate level, increased scores in bedtime mobile phone use were significantly correlated with decreased scores
in academic performance and sleep quality. Our multivariate findings show that increased scores in bedtime mobile
phone use uniquely predicted decreased scores in academic performance and sleep quality, while controlling for
gender, age, and ethnicity. Further untangling the relations of bedtime mobile phone use to academic performance and
sleep quality may prove complex. Future studies with longitudinal data are needed to examine the bidirectional effect
that bedtime mobile phone use may have on academic performance and sleep quality.\n\nKeywords: bedtime mobile phone
use; sleep quality; academic performance; cognitive functioning; young adults\n\n# 1. Introduction\n\nIn recent
years, the use of mobile phones has proliferated and brought with it a great influence on human communication through
its rapid advancement. Mobile phones are well received by users for two reasons: (a) multifunctionality: mobile
phones are equipped with features such as an alarm clock, music player, games, internet, short message service (SMS),
and video call, and (b) availability: mobile phones have become ubiquitous, enabling individuals to connect instantly
and to engage in real-time communication at any time.
...
...
...

- Question
What were the results of the higher score in bedtime mobile phone use in this study?

- Groundtruth
Higher scores in bedtime mobile phone use uniquely predicted lower scores in academic performance and sleep quality.

```

Figure 16: Emotion QA dataset example.

```

# Emotion Conversation

...
...
...

Client: He likes school once he's there, but getting him up and ready is the problem. He's a bright kid, and he enjoys
learning, but it's just the mornings that are a nightmare.

Counselor: That's good to hear that he enjoys school. It might be helpful to think about how we can make the morning
routine more enjoyable for him too. What do mornings currently look like in terms of your routine?

Client: Well, after the alarm goes off, I try to wake him up. Then, it's a rush to get him dressed, fed, and out the
door. The whole process feels like it's against the clock, and I worry about being late for work.

Counselor: It sounds like time pressure is a significant factor here. I wonder if there's a way to reduce that stress
for both of you. Can you share a bit about how your son spends his evenings?

Client: He usually plays for a while after dinner, then we try to get him to bed by 8:30 or 9. But sometimes, he
struggles to fall asleep. Maybe that's part of why he's so tired in the mornings.

Counselor: It's possible that his sleep schedule could be impacting his morning wakefulness. Sleep is crucial,
especially for children. We might need to consider how his nighttime routine could be adjusted. What's your approach
when he has trouble falling asleep?

Client: I try to read to him or let him wind down with some quiet activities. But some nights, he just seems restless
and takes a long time to settle down. I'm not sure what more I can do.

...
...
...

```

Figure 17: Emotion Conversation dataset example.

Emotion Summary

- Case_Description

Visitor, male, 34 years old, married, college diploma, employee. He was hospitalized a month ago due to acute pancreatitis and subsequently underwent a successful cholecystectomy. His health indicators have now met the discharge criteria. He often doubts that he has an incurable disease, and the doctor suggested he seek psychological counseling.

- Consultation Process

After the visitor was discharged from the hospital, he had lost a lot of weight and felt very weak due to fasting during the treatment for the illness. Once home, following medical advice, he could not eat meat for three months and had to stick to a light diet. However, he successfully quit his long-standing smoking habit during this time. After nearly a month of recuperation, his physical condition has improved from feeling dizzy even when walking quickly right after discharge to currently having no major issues. By all accounts, everything is developing positively.", "But one day, things suddenly changed. In fact, when I was just discharged from the hospital, I still felt a lot of discomfort. The doctor had warned me in advance, and I could accept it, after all, I was just recovering from a serious illness and needed to take things slowly. Therefore, many minor symptoms might have been overlooked in the face of more significant issues. However, as my body gradually recovered, my strength slowly improved. Some minor symptoms that I hadn't paid attention to before suddenly started to trouble me a lot

...
...
...

- Experience and Reflection

From the visitor's narrative, this case represents a vivid example of \"hypochondria,\" a condition that, while often misunderstood, offers profound insights into the intricate interplay between mind and body. Hypochondria is characterized by persistent, intrusive thoughts regarding one's health, often accompanied by compulsive checking behaviors. These characteristics align it closely with obsessive-compulsive disorder. Through my work with this visitor, I've come to realize that addressing hypochondria requires a nuanced approach that transcends merely engaging with the surface-level symptoms. This reflection will explore the depth of insights gleaned from the case, underscoring the importance of exploring relational dynamics and the underlying emotional landscape.

...
...
...

- Groundtruth:

- Cause :

Traumatic experiences in personal growth (adoption) lead to emotional depression and unmet psychological needs

- Symptoms:

Hypochondriasis, anxiety disorders

- Treatment process:

Basic information collection;

Listening & Empathy: Building Relationships

Intentional Orientation and Hypnosis: Venting Emotions

- Characteristics of illness:

Psychological hypochondriasis and anxiety symptoms triggered by physical illness

- Treatment effect:

Through the exploration of the past, the deep-seated reasons behind hypochondriasis are discovered, that is, the pursuit of self-identity and a sense of belonging, which alleviates the anxiety and interpersonal sensitivity caused by using hypochondriasis as a defense mechanism, and the long-suppressed emotions are vented and relieved, and the client can face the problems and difficulties that he may encounter in life with a more peaceful, calm and objective attitude.

Figure 18: Emotion Summary dataset example.

Emotion Expression

- Situation

When you discuss your opinions with your parents and they don't take them seriously, very often you get some irritating answers. Your opinions are not considered.

- PANAS

"1": "Interested"
"2": "Distressed"
"3": "Excited"
"4": "Upset"
"5": "Strong"
"6": "Guilty"
"7": "Scared"
"8": "Hostile"
"9": "Enthusiastic"
"10": "Proud"
"11": "Irritable"
"12": "Alert"
"13": "Ashamed"
"14": "Inspired"
"15": "Nervous"
"16": "Determined"
"17": "Attentive"
"18": "Jittery"
"19": "Active"
"20": "Afraid"

Figure 19: Emotion Expression dataset example.

You are a psychotherapy process evaluator. Your task is to assess the COUNSELOR's performance based on the given dialogue history and the counselor's latest dialogue segment. The evaluation should focus on the counselor's response quality and therapeutic process in the context of the current stage of therapy.

[Dialogue History]:

{dialogue_history}

[Counselor's Latest Dialogue Segment]:

{latest_dialogue_segment}

[Evaluation Dimensions]:

Please evaluate the counselor's latest dialogue segment on the following 3 dimensions, with detailed explanations:

[Scoring Scale: 0-5]

- 5 – Excellent: Outstanding, fully meets the criteria
- 4 – Good: Clear and effective, meets expectations
- 3 – Adequate: Acceptable but lacks depth or precision
- 2 – Weak: Attempt made but poorly executed
- 1 – Poor: Barely present or inappropriate
- 0 – Absent/Harmful: Not demonstrated or counterproductive

[Stage 1: Reception & Inquiry]

1. Establishing the Therapeutic Alliance

- Description:

Establish initial trust through empathy and a non-judgmental attitude, providing a safe foundation for further interventions.

- Counselor's Response Example:

Client: "I'm not sure if I should say this..."

Counselor: "Whatever you say, it's safe here."

2. Emotional Acceptance and Exploration Guidance

- Description: Guide the client to express emotions (e.g., anxiety, helplessness) in a safe atmosphere, demonstrating acceptance.

- Counselor's Response Example:

Client: "I shouldn't be sad, but I just can't control it."

Counselor: "When you're sad, what's the one thing you'd want to shout out loud?"

3. Systematic Assessment

- Description: Integrate cognitive, behavioral, emotional, relational, and existential factors into a multidimensional assessment.

- Counselor's Response Example:

Client: "It's because I'm too sensitive that I've ruined my relationships."

Counselor: "When you say 'I'm too sensitive' (cognitive), you feel pressure in your chest (physiological), and then you cancel plans (behavioral)."

[Output Format]:

Return the evaluation in JSON format:

```
```json
{{
 "Establishing the Therapeutic Alliance": [score],
 "Emotional Acceptance and Exploration Guidance": [score],
 "Systematic Assessment": [score]
}}
```

Figure 20: Evaluation prompt for the first stage of Emotion Conversation.

You are a psychotherapy process evaluator. Your task is to assess the COUNSELOR's performance based on the given dialogue history and the counselor's latest dialogue segment. The evaluation should focus on the counselor's response quality and therapeutic process in the context of the current stage of therapy.

# **[Dialogue History]:**  
{dialogue\_history}

# **[Counselor's Latest Dialogue Segment]:**  
{latest\_dialogue\_segment}

# **[Evaluation Dimensions]:**

Please evaluate the counselor's latest dialogue segment on the following 3 dimensions, with detailed explanations:

**[Scoring Scale: 0-5]**

- 5 – Excellent: Outstanding, fully meets the criteria
- 4 – Good: Clear and effective, meets expectations
- 3 – Adequate: Acceptable but lacks depth or precision
- 2 – Weak: Attempt made but poorly executed
- 1 – Poor: Barely present or inappropriate
- 0 – Absent/Harmful: Not demonstrated or counterproductive

**[Stage 2: Diagnostic Understanding]**

1. Recognizing Surface-Level Reaction Patterns

- Description: Identify the client's automatic cognitive, emotional, and behavioral responses, such as avoidance, excessive self-blame, or relationship conflicts.

- Counselor's Response Example:

Client: "Whenever I'm criticized, I immediately apologize, even if it's not my fault."

Counselor: "Can you describe the first thought and bodily sensation you experienced during the conflict with your colleague last week?"

2. Deep Needs Exploration

- Description: Reveal unmet psychological needs such as security, autonomy, connection, or meaning.

- Counselor's Response Example:

Client: "I've always pretended to fit in, but I really long for someone to understand the real me."

Counselor: "What does this 'need to be understood' mean for your life?"

3. Pattern Interconnection Analysis

- Description: Understanding the interaction of problems within the individual's internal systems (cognition-emotion-behavior) and external systems (family/society); integrating findings from various dimensions to present a panoramic view of how the problem is maintained (e.g., "low self-worth → overcompensating behavior → relationship breakdown → reinforcement of low self-worth").

- Counselor's Response Example:

Client: "I see how my perfectionism, social anxiety, and family role are all interconnected."

Counselor: "What if we address the most vulnerable node (pointing to existential anxiety) to break through this pattern?"

---

# **[Output Format]:**

Return the evaluation in JSON format:

```
```json
{
  "Recognizing Surface-Level Reaction Patterns": [score],
  "Deep Needs Exploration": [score],
  "Pattern Interconnection Analysis": [score]
}
```

Figure 21: Evaluation prompt for the second stage of Emotion Conversation.

You are a psychotherapy process evaluator. Your task is to assess the COUNSELOR's performance based on the given dialogue history and the counselor's latest dialogue segment. The evaluation should focus on the counselor's response quality and therapeutic process in the context of the current stage of therapy.

[Dialogue History]:
{dialogue_history}

[Counselor's Latest Dialogue Segment]:
{latest_dialogue_segment}

[Evaluation Dimensions]:

Please evaluate the counselor's latest dialogue segment on the following 3 dimensions, with detailed explanations:

[Scoring Scale: 0-5]

- 5 - Excellent: Outstanding, fully meets the criteria
- 4 - Good: Clear and effective, meets expectations
- 3 - Adequate: Acceptable but lacks depth or precision
- 2 - Weak: Attempt made but poorly executed
- 1 - Poor: Barely present or inappropriate
- 0 - Absent/Harmful: Not demonstrated or counterproductive

[Stage 3: Consultation and Intervention]

1. Adaptive Cognitive Restructuring

- Description: By examining the truthfulness and constructiveness of thoughts, help build a more adaptive cognitive framework. This includes:

Identifying tendencies of overgeneralization or catastrophizing in automatic thoughts

Transforming absolute statements into expressions of possibility (e.g., "must" → "can")

Linking cognition with existential choices (e.g., "How do these thoughts restrict my freedom?")

- Counselor's Response Example:

Client: "Every time I speak in a meeting, I feel like my colleagues are laughing at me, thinking I'm not competent."

Counselor: "Let's try: Instead of 'certainly,' what if it's 'maybe they haven't fully understood me'? How does that feel in your body?"

2. Emotional Acceptance and Transformation

- Description: Developing Emotional Awareness, Acceptance, and Transformation Skills:

Transition from "fighting emotions" to "coexisting with emotions."

Recognize the underlying needs behind emotions (e.g., boundary violations behind anger).

Channel emotional energy towards value-driven actions (e.g., anxiety → preparation, sadness → care).

- Counselor's Response Example:

Client: "This feeling of loneliness is like a black hole, draining all my energy. I just want to hide."

Counselor: "Try imagining that loneliness is a guest who's come to visit. Ask it: What needs have I been ignoring?"

3. Value-Oriented Integration

- Description: Anchor Change to the Life Dimension Beyond Symptoms:

Clarify "What makes life worth living" (personal core values).

Develop the ability to choose when facing value conflicts (e.g., "protecting health under performance pressure").

- Counselor's Response Example:

Client: "Although I didn't get the promotion, the process of proactively pursuing it was more important than the outcome."

Counselor: "What core value are you touching when you say 'process is more important'? How can you honor it going forward?"

[Output Format]:

Return the evaluation in JSON format:

```json

```
{
 "Adaptive Cognitive Restructuring": [score],
 "Emotional Acceptance and Transformation": [score],
 "Value-Oriented Integration": [score]
}
```

Figure 22: Evaluation prompt for the third stage of Emotion Conversation.

You are a psychotherapy process evaluator. Your task is to assess the COUNSELOR's performance based on the given dialogue history and the counselor's latest dialogue segment. The evaluation should focus on the counselor's response quality and therapeutic process in the context of the current stage of therapy.

# **[Dialogue History]:**

{dialogue\_history}

# **[Counselor's Latest Dialogue Segment]:**

{latest\_dialogue\_segment}

# **[Evaluation Dimensions]:**

Please evaluate the counselor's latest dialogue segment on the following 3 dimensions, with detailed explanations:

[Scoring Scale: 0-5]

- 5 – Excellent: Outstanding, fully meets the criteria
- 4 – Good: Clear and effective, meets expectations
- 3 – Adequate: Acceptable but lacks depth or precision
- 2 – Weak: Attempt made but poorly executed
- 1 – Poor: Barely present or inappropriate
- 0 – Absent/Harmful: Not demonstrated or counterproductive

[Stage 4: Consolidation & Ending]

1. Consolidating Change Outcomes and Growth Narrative

- Description: Review therapeutic progress and reinforce positive change through a coherent personal narrative.
- Client's Response Example:

Client: "Looking back at my treatment diary, I've realized my frequency of anger has dropped by 70%."

Counselor: "If this journey were a voyage, what turning point in the storm makes you most proud?"

2. Meaning Integration and Future Guidance

- Description: Internalize therapy gains into a life philosophy and create a value-driven future plan.
- Client's Response Example:

Client: "I'm no longer afraid of conflicts because real relationships are worth investing in."

Counselor: "How can this 'real first' principle guide your future career or relationships?"

3. Autonomy and Resource Internalization

- Description: Strengthen the client's internal coping resources and ability to continue growth independently.
- Client's Response Example:

Client: "Now when I feel emotional fluctuations, I start using the 'pause-awareness-choice' three-step method."

Counselor: "Which part of yourself feels most trustworthy when you make this decision on your own?"

---

# **[Output Format]:**

Return the evaluation in JSON format:

```
```json
{
  "Consolidating Change Outcomes and Growth Narrative": [score],
  "Meaning Integration and Future Guidance": [score],
  "Autonomy and Resource Internalization": [score]
}
```

Figure 23: Evaluation prompt for the fourth stage of Emotion Conversation.

You are an expert psychological counseling evaluator. You are given two structured summaries of a psychological counseling case:

- One is the **Ground Truth**, written by a human expert.
- The other is the **Model Output**, generated by an AI model.

Each summary includes the following five attributes:

1. Causes
2. Symptoms
3. Treatment process
4. Characteristics of the illness
5. Treatment effect

Ground Truth:
{ground_truth}

Model Output:
{model_output}

Your task is to evaluate each attribute in the model output independently, by comparing it to the corresponding section in the ground truth. Use the following four evaluation dimensions:

- **Factual Consistency**: Is the model output factually aligned with the ground truth?
- **Completeness**: Does the model include all key details found in the ground truth?
- **Clarity**: Is the expression clear and coherent?

For each dimension, assign a score from 1 to 5:

- 5 = Excellent
- 4 = Good
- 3 = Fair
- 2 = Poor
- 1 = Very Poor

Then, write a short comment (1–3 sentences) explaining your evaluation for that attribute.

Return your evaluation in the following JSON format:

```
```json
{
 "causes": {
 "factual_consistency": X,
 "completeness": X,
 "clarity": X,
 "comment": "..."
 },
 "symptoms": {
 "factual_consistency": X,
 "completeness": X,
 "clarity": X,
 "comment": "..."
 },
 "treatment_process": {
 "factual_consistency": X,
 "completeness": X,
 "clarity": X,
 "comment": "..."
 },
 "characteristics_of_illness": {
 "factual_consistency": X,
 "completeness": X,
 "clarity": X,
 "comment": "..."
 },
 "treatment_effect": {
 "factual_consistency": X,
 "completeness": X,
 "clarity": X,
 "comment": "..."
 }
}
```

Figure 24: Evaluation prompt for Emotion Summary.



You will act as a critic model, evaluating the long text generated by the generation model. Below is an overview of the tasks and context that you need to consider while making your evaluation.

The long text generated by the generation contains two tasks:

- **Task A (Emotion Rating Task):** In Task A, the protagonist is presented with a situation and a series of emotional statements. The protagonist rates their emotional reactions to these statements on a scale from 1 to 5, where 1 denotes "very slightly or not at all," 2 denotes "a little," 3 denotes "moderately," 4 denotes "quite a bit," and 5 denotes "extremely." Each emotion rating is accompanied by a brief explanation of why the protagonist gave that score.

- **Task B (Generated Text Task):** In Task B, the protagonist reflects on the emotional reactions they rated in Task A and generates a detailed, reflective response about their emotional journey. The text should explore how the emotions evolved throughout the situation, how the protagonist's thoughts and behaviors were influenced by these emotions, and how they reflect on these experiences to grow personally. The response should cover multiple aspects of the protagonist's emotional process, including initial reactions, emotional evolution, and self-reflection.

### ### Context Information:

SITUATION:{SITUATION}  
STATEMENTS:{STATEMENT}  
GENERATED\_TEXT:{GEN\_TEXT}

### ### Evaluation Criteria:

Please evaluate the generated text (Task B) based on the following aspects, considering the context provided above. For each criterion, provide a score (0-100) and a detailed evaluation.

#### ### 1. Consistency Between Emotional Ratings and Generated Text

- Emotional Consistency: Evaluate whether the emotional ratings from Task A align with the content in Task B. Are the emotions rated in Task A accurately reflected in Task B?
- Emotional Intensity: Does the intensity of the ratings match the emotional expression in the generated text?

#### ### 2. Repetition of Content

- Avoiding Repetition: Check if there is noticeable repetition in the generated text, especially in the emotional descriptions. Are there repeated emotional, thought, or behavioral descriptions that make the text feel redundant or unnatural?
- Variety of Expression: Does the generated text avoid repeating the same emotional descriptions and provide a multi-dimensional analysis?

#### ### 3. Richness and Depth of Content

- Multi-dimensional Emotional Expression: Does the generated text thoroughly explore the different dimensions of emotions (e.g., psychological, physical, and behavioral responses)?
- Emotional Depth: Does the generated text delve into the origins, progression, and impact of the emotions?
- Richness and Detail: Does the generated text use enough detail and examples to enhance emotional expression?

#### ### 4. Interaction Between Emotion and Cognition

- Emotion and Cognition Interaction: Does the generated text effectively showcase the interaction between emotions and cognition? For example, does the text demonstrate how the protagonist adjusts their emotional reactions based on their thoughts and evaluations of the situation?
- Emotional and Behavioral Alignment: Are the emotions and behaviors in the text consistent?

#### ### 5. Emotional Reflection and Self-awareness

- Emotional Reflection: Does the generated text show the protagonist's reflection on their emotional reactions?
- Personal Growth and Self-awareness: Does the text explore how the protagonist learns from the emotional experience and offers strategies for emotional improvement or growth?

#### ### 6. Overall Quality and Flow of the Text

- Text Flow and Organization: Does the generated text flow smoothly and have a clear structure?
- Text Structure: Is the text well-organized, with a natural progression from initial emotional reactions to emotional evolution and self-reflection?
- Variety in Expression: Does the text use varied sentence structures and expressions to avoid monotony and repetition?

### ### Scoring Guidelines:

- 0-20: Very Poor - Emotional and cognitive reactions lack consistency, content is repetitious, lacks emotional depth.
- 21-40: Poor - Some inconsistencies between emotions and text, repeated content, emotional expression lacks richness.
- 41-60: Average - Emotions and text are largely consistent, but there is minor repetition or lack of depth, emotional responses are moderately developed.
- 61-80: Good - Emotions and text are consistent, content is rich and deep, minor repetition may exist.
- 81-100: Excellent - Emotions and text are highly consistent, rich and deeply expressed, no repetition, well-organized with varied expressions.

Example of Evaluation Output:

```
```json
{"Consistency Between Emotional Ratings and Generated Text": 85, "Repetition of Content": 70, "Richness and Depth of Content": 90, "Interaction Between Emotion and Cognition": 75, "Emotional Reflection and Self-awareness": 80, "Overall Quality and Flow of the Text": 85}
```
```

Figure 25: Evaluation prompt for Emotion Expression.

You are a highly skilled emotional intelligence analyst with a background in affective psychology. Your task is to analyze a given text that describes a real or fictional event involving one or more individuals. You must extract and interpret the emotional, psychological, and interpersonal dynamics present in the text. Your output will help a smaller model better understand the emotions and intentions embedded in the language.

Please structure your output as follows:

**1. Event Summary:**

Briefly describe what happened in the text.

**2. Key Characters:**

Identify the main individuals mentioned (e.g., “I”, “he”, “she”, etc.) and their roles.

**3. Emotion Triggers:**

Explain what likely triggered these emotions for each character (e.g., unmet needs, expectations, social conflict, memory recall).

**4. Psychological Mechanisms:**

Identify possible cognitive or emotional patterns, such as:

Projection, suppression, overgeneralization, fear of abandonment, people-pleasing, emotional dependency, avoidant tendencies, etc.

**5. Interpersonal Dynamics:**

Analyze any relationships in the text.

Highlight interaction styles (e.g., conflict avoidance, codependence, manipulation, emotional neglect, trust-seeking).

**6. Summary Insight:**

Provide 2–3 sentences summarizing the core emotional/psychological insight from this text, especially what a small model should pay attention to in downstream tasks like classification or generation.

Use precise and thoughtful language. Do not make unsupported assumptions—base your reasoning on the content of the text.

---

Text for Analysis:

{chunk\_text}

Figure 26: Multi-agent enrichment prompt for Emotion Classification.

You are an expert in emotional intelligence with a background in affective psychology. Your task is to read the following text segment and generate a concise “emotional description” that captures:

1. **Core Emotion(s):** The primary feeling(s) expressed (e.g. joy, anger, sadness, surprise, disgust, fear, neutrality).

2. **Intensity:** A shorthand intensity label (low, medium, high).

3. **Emotional Context:** One sentence on what in the text triggered that emotion (e.g. “loss of trust,” “unexpected praise,” “rejection,” etc.).

4. **Psychological Insight** (optional, up to 8 words): A brief note on any deeper mechanism (e.g. “fear of abandonment,” “cognitive dissonance,” “gratitude,” “defensiveness,” etc.).

Here is the segment:

{chunk}

Output:

Figure 27: Multi-agent enrichment prompt for Emotion Detection.

You are a helpful and empathetic assistant. Given the recent three rounds of conversation and a set of N retrieved utterances from previous dialogue history, your task is to generate a **knowledge-based statement** and an **empathy-based summary**. Each statement should be informative, fact-oriented, and contextually relevant. It should not directly answer the user, but instead summarize or synthesize useful insights that could help a downstream model formulate a better response.

Please avoid emotional language. Focus on structured, clear, and objective information.

[Recent Three Rounds of Conversation]:  
{last\_user\_turn}

[Retrieved Dialogue Chunks from History]:  
{chunks\_first}

Output:

1. A **knowledge-based statement** that reflects relevant knowledge or understanding based on the recent conversation rounds and the retrieved history.
2. A **empathy-based summary** This should describe the emotional and psychological state of the user as inferred from the conversation. Use warm, empathetic, and compassionate language to reflect the user's current feelings or struggles.

Figure 28: Multi-agent enrichment prompt for Emotion Conversation.

You are a strict factual summarizer.  
Your task is to summarize the following text chunk **only using the original wording and meaning from the source**, without introducing any external information or interpretation.

Instructions:

- Only include facts, terms, or data explicitly stated in the text.
- Do not infer, interpret, or add any assumptions.
- Output should be concise and accurate, in natural English sentences or bullet points.

Text chunk:  
"{chunk}"

Now provide the summary:

Figure 29: Multi-agent enrichment prompt for Emotion QA.

Based on the following relevant content from the psychological consultation report, provide a concise 1-2 sentence summary of the potential causes of the individual's psychological issues:

{context}

Please provide a brief summary focusing on the main contributing factors (background events, family dynamics, social environment, developmental factors, etc.) in 1-2 sentences only. Do not provide detailed explanations or direct answers.

Figure 30: Multi-agent enrichment prompt for Emotion Summary.

Here is a segment from a prior response:

{chunk\_text}

Summarize the main points with special attention to:

- The emotional tone or intensity
- How emotions interact with thoughts, beliefs, or memories
- Any internal conflicts or emotional shifts

The summary will be used to guide the next stage of emotional expression.

Figure 31: Multi-agent enrichment prompt for Emotion Expression.

```
Scenario:
{context}

Retrieved chunks:
{second_chunks}

Question: What emotion(s) would {subject} ultimately feel in this situation?

Choices:{choices}

Only return the selected label in the output, without any additional content.
Please provide your answer in a structured JSON format as follows:
```json
{{"Emotion": ...}}
```

Figure 32: Emotional ensemble generation prompt for Emotion Classification.

```
You are an emotion detection model. Your task is to identify the unique emotion in a list of given texts. Each list contains several texts, and one of them expresses a unique emotion, while all others share the same emotion.

## Analysis Task
There are {num} texts in the text list.

Text list:
{texts}

## RAG Reference Information
The following are relevant text segments with their extracted features that may help you identify emotional patterns:
{rag_reference}

Please analyze the texts carefully, considering the reference information above to identify emotional patterns and linguistic cues. Look for the text that expresses a different emotion from the others.

Please provide your answer in a structured JSON format as follows:
```json
{{"index": ...}}
```

Figure 33: Emotional ensemble generation prompt for Emotion Detection.

You are an empathetic and helpful assistant. Given the following dialogue, recent three rounds of conversation, relevant dialogue chunks, and the generated knowledge-based statement, your task is to generate a final response to the user. This response should incorporate empathy and understanding, provide helpful guidance or suggestions, and be conversational and natural.

[Dialogue History]:  
{dialogue\_history}

[Recent Three Rounds of Conversation]:  
{latest\_reply}

[Retrieved Dialogue Chunks from History]:  
{final\_chunks}

[Knowledge-based Statement]:  
{knowledge\_statement}

Based on all of the above, write a warm, empathetic, and informative response to the user. Address the user's concerns directly, incorporate relevant information naturally, and avoid repeating the knowledge-based statement verbatim. Keep the tone supportive and conversational.  
Please respond as a counselor (ONE response only):

Figure 34: Emotional ensemble generation prompt for Emotion Conversation.

You are given a scientific article, a question, and several retrieved and summarized text chunks from that article. Use ONLY the provided content to answer the question concisely. If the question is a yes/no question, answer "yes" or "no". Do not provide any explanation.

Article:  
{context}

Here are some retrieved chunks. "Chunk" represents the original text segment, and "Summary" represents the summary of that segment.

Retrieved Chunks:  
{final\_chunks}

Question: {question}  
Answer the question based on the above article concisely. If the question is a yes/no question, answer "yes", "no". Do not provide any explanation.  
Answer:

Figure 35: Emotional ensemble generation prompt for Emotion QA.

```

You are a psychological counseling expert. You have a psychological counseling report with the following content:
- Case_description: Describes the background and situation of the counseling case.
- Consultation_process: Details the counseling process, including key points and progress made in each session.
- Experience_and_reflection: Summarizes the experiences, reflections, and insights from the counseling sessions.

Please summarize the following information based on the content provided:
- Causes: The underlying or immediate causes of the individual's psychological issues.
- Symptoms: The self-reported or observable physiological, psychological, or behavioral symptoms exhibited by the individual.
- Treatment process: The psychological therapy approaches, techniques, and stage-based interventions applied during the counseling process.
- Characteristics of the illness: Key features or developmental patterns of the psychological problem.
- Treatment effect: The impact or outcome of the treatment, including changes in the individual's condition.

Input:
Case_description: {Case_description}
Consultation_process: {Consultation_process}
Experience_and_reflection: {Experience_and_reflection}

There are some retrieved chunks and relevant analysis that may help you better understand the case. Please consider these additional insights when making your analysis:
{retrieval_chunks_final}

Example Output:
```json
{{
  "causes": "...",
  "symptoms": "...",
  "treatment_process": "...",
  "characteristics_of_illness": "...",
  "treatment_effect": "..."
}}
```

```

Figure 36: Emotional ensemble generation prompt for Emotion Summary.

(For Evoked Emotion Measure Only) Imagine you are the protagonist in the situation: {SITUATION}

Please indicate your degree of agreement regarding each statement. Here are the statements: {statements}

You can only reply the numbers from 1 to 5. Please indicate the extent of your feeling in all the following emotions on a scale of 1 to 5. 1 denotes "very slightly or not at all", 2 denotes "a little", 3 denotes "moderately", 4 denotes "quite a bit", and 5 denotes "extremely". Please score all emotions one by one using the scale from 1 to 5:

Your task is :

Please first score each statement one by one on a scale of 1 to 5, and for each statement, provide a brief explanation of why you chose that score.

#### Stage 1: Immediate Emotional Reaction

Take a deep breath and immerse yourself fully in the situation. Imagine it happening to you right now.

In this first stage, please describe your immediate emotional reaction in rich detail:

- What emotions surged up instantly? (e.g., shock, anger, joy, fear)
- How did your body react? Did you notice any physical changes: heart racing, muscles tensing, a lump in your throat?
- Did any flash thoughts or mental images cross your mind?
- How did your personal history or relationship with the people involved shape this initial reaction?

#### Stage 2: Cognitive Appraisal

Now that the initial shock has passed, step back and reflect cognitively on what happened.

In this stage, please explore:

- How did you make sense of the situation? Did you see it as a threat, opportunity, or neutral event? Why?
- What thoughts or beliefs colored your interpretation? (Consider cognitive biases, past similar situations, or underlying fears.)
- Did your thinking amplify or calm down the original emotions? How?

#### Stage 3: Emotional Expression with Physiological Correlates

In this stage, describe how your emotions expressed themselves outwardly and physically.

Reflect on:

- What nonverbal cues did you display? (Facial expressions, tone of voice, gestures, posture)
- Were there any bodily sensations? (sweating, trembling, tight chest, tears)
- Did you try to hide, suppress, or exaggerate any emotional expressions? Why?

#### Stage 4: Emotional Regulation Strategies

Now reflect on how you managed your emotional state in this situation.

- What emotional regulation strategies did you try? (e.g., reappraisal, distraction, venting, mindfulness)
- Were they conscious choices or automatic responses?
- Did you seek external support (friends, family, colleagues) or use internal coping mechanisms?

#### Stage 5: Reflective Integration into Future Behavior

Finally, take a long view: reflect on the lessons this emotional experience offers you.

- What deeper values, beliefs, or vulnerabilities did this situation reveal?
- How might this experience shape your behavior in similar future scenarios?
- Did it leave you with any mottos, insights, or emotional wisdom you would carry forward?

Figure 37: Emotional ensemble generation prompt for Emotion Expression. The prompt for the Emotion Expression task was originally structured in multiple stages; for better clarity and intuitive understanding, it has been consolidated into a single prompt.