

RECONSTRUCTION ALIGNMENT IMPROVES UNIFIED MULTIMODAL MODELS

Ji Xie¹, Trevor Darrell¹, Luke Zettlemoyer², XuDong Wang^{1*}

¹UC Berkeley, ²University of Washington

Project Page: <https://reconstruction-alignment.github.io/>

ABSTRACT

Unified multimodal models (UMMs) unify visual understanding and generation within a single architecture. However, conventional training relies on image–text pairs (or sequences) whose captions are typically sparse and miss fine-grained visual details, even when they use hundreds of words to describe a simple image. We introduce **Reconstruction Alignment (RECA)**, a resource-efficient post-training method that leverages visual understanding encoder embeddings as dense “text prompts,” providing rich supervision without captions. Concretely, RECA conditions a UMM on its own visual understanding embeddings and optimizes it to reconstruct the input image with a self-supervised reconstruction loss, thereby realigning understanding and generation. Despite its simplicity, RECA is broadly applicable: across autoregressive, masked-autoregressive, and diffusion-based UMMs, it consistently improves generation and editing fidelity. With only 27 GPU hours, post-training with RECA substantially improves image generation performance on GenEval (0.73→0.90) and DPGBench (80.93→88.15), while also boosting editing benchmarks (ImgEdit 3.38→3.75, GEdit 6.94→7.27). Notably, RECA surpasses much larger open-source models and applies broadly across diverse UMM architectures, establishing it as an efficient and general post-training alignment strategy for UMMs.

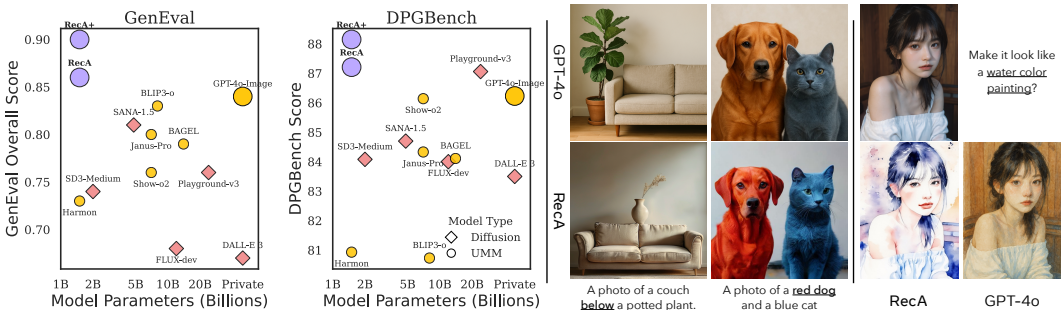


Figure 1: **Post-training UMMs with reconstruction alignment (i.e., RECA) substantially improve image generation and editing.** *Left*: performance comparison on GenEval and DPGBench, where a 1.5B-parameter model post-trained with RECA surpasses much larger models across multiple benchmarks (Table 1: GenEval, DPGBench and WISE; *Middle*: compared with GPT-4o, RECA follows generation instructions more faithfully, especially for *color attributes* and *spatial positions*; *Right*: for editing, RECA better preserves *instance identity*, *overall layout*, and *object shapes* of the original images, such as the girl’s lips.

1 INTRODUCTION

Building on the success of large language models (LLMs) (Brown et al., 2020; Touvron et al., 2023; Yang et al., 2024a), researchers have developed *Multimodal Large Language Models* (MLLMs) (Liu et al., 2024b; Bai et al., 2023; 2025; Radford et al., 2021; Zhai et al., 2023; Chen et al., 2024b; Zhu

*corresponding author

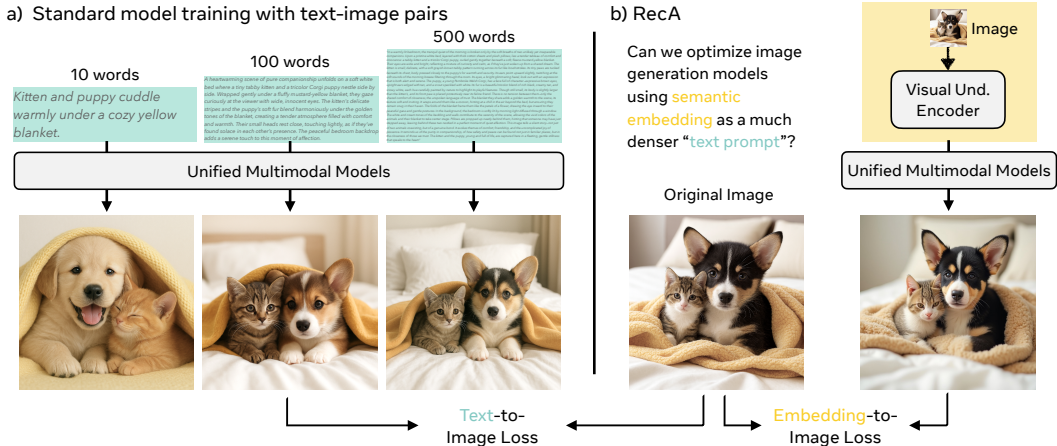


Figure 2: **Dense supervision from visual embeddings.** a) Typical image generation models are trained on *image–caption* pairs and/or sequences whose text is a *sparse* representation of visual information. *An image is worth far more than a hundred words* and contains rich details that text alone cannot capture. As shown in the left three examples, even lengthy captions (500 words) miss key aspects such as *textures, styles, layouts, shapes, and attributes*, leading to imperfect generations relative to the original image. b) By contrast, embeddings from *visual understanding encoders*, e.g., CLIP, preserve richer and more faithful semantics. Can these *image–embedding* pairs provide the *dense* supervision needed to enhance image generation and editing? Surprisingly, the answer is **yes**: we find that image–embedding pairs can improve T2I and image editing in a **zero-shot** manner.

et al., 2025) with strong visual understanding performance. Recently, unified multimodal models (UMMs), or Omni Models, have been proposed to both understand and generate across modalities—reading and writing visual content and text within a single architecture (Tong et al., 2024a; Shi et al., 2024; Zhang et al., 2025a; Ge et al., 2024; Wu et al., 2024b; Pan et al., 2025a; OpenAI, 2024; Li et al., 2025; Wu et al., 2025a). The academic community envisions that a unified framework can inherit the reasoning and world knowledge of LLMs while extending them to image generation.

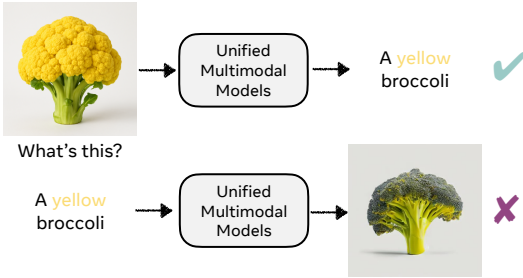


Figure 3: UMMs can often correctly recognize an uncommon concept (yellow broccoli) but fail to generate it, revealing misalignment between understanding and generation.

dings from UMM’s visual understanding encoders (Radford et al., 2021; Zhai et al., 2023; Chen et al., 2024b; Zhu et al., 2025), which can map pixels into a language-aligned semantic space interpretable by themselves. Crucially, embeddings from *understanding* encoders (e.g., CLIP, SigLIP) capture semantic structure far more effectively than those from *generation* encoders (e.g., VAE, VQ-GAN). These semantic embeddings provide dense, semantically grounded supervision without paired captions, raising a central question: *Can we improve the generation capabilities of UMMs by training them with semantic embeddings as maximally informative “text prompts”?*

Building on these insights, we propose RECA, a resource-efficient post-training strategy. The core idea is simple: condition UMMs on their own visual understanding encoder embeddings—dense “visual prompts” that encode layout, color, and attributes beyond what captions capture—and train them to reconstruct the image. This semantic reconstruction provides richer supervision without

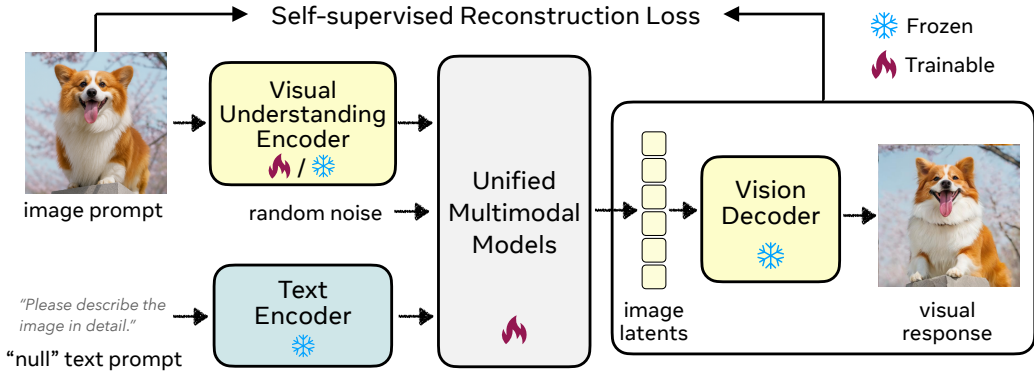


Figure 4: **Overview of the semantic reconstruction alignment (RECA) pipeline.** A visual *understanding* encoder (e.g., CLIP or SigLIP) extracts semantic features from the input image, which are fused with template text embeddings and passed to the Unified Multimodal Model (UMM) to regenerate the image. The UMM is optimized with a self-supervised loss (diffusion or cross-entropy) between the original and generated images or image latents. We **freeze the understanding encoder** except in cases where the UMM employs shared encoder for both understanding and generation (e.g., Harmon). At inference time, RECA **requires no additional inputs**, operating as a standard UMM.

additional labels. Despite its simplicity, RECA yields substantial improvements. With only 27 A100 GPU hours, a 1.5B-parameter UMM post-trained with RECA surpasses significantly larger open-source models, achieving state-of-the-art results on GenEval (0.86) and DPGBench (87.21). Importantly, these gains are obtained *without any GPT-4o-Image distillation data or reinforcement learning* (OpenAI, 2024; Chen et al., 2025a;b), in contrast to prior work. Moreover, when post-trained with GPT-4o-Image data, RECA further improves to GenEval (0.90) and DPGBench (88.15). RECA also boosts image editing quality, raising ImgEdit from 3.38 to 3.75 and GEdit from 6.94 to 7.27. Moreover, RECA applies broadly across UMM families, including Show-o (Xie et al., 2025b) (AR), Harmon (Wu et al., 2025d) (AR+MAR), OpenUni (Wu et al., 2025c) (AR+Diffusion), and BAGEL (Deng et al., 2025) (AR+Diffusion), highlighting its generality.

The key contributions can be summarized as follows:

- **Method:** We introduce RECA, a semantic reconstruction-based post-training method that uses semantic visual embeddings as “dense prompts”, providing rich supervision without captions.
- **Generality:** We show that RECA consistently improves diverse UMM architectures, spanning autoregressive models to hybrid frameworks that integrate autoregressive and diffusion models.
- **Performance:** We demonstrate strong empirical gains, with a 1.5B-parameter model surpassing GPT-4o and larger open-source models using only 27 A100 GPU hours, significantly outperforming prior state-of-the-art methods *without distillation or reinforcement learning (RL)*.

2 RECONSTRUCTION ALIGNMENT

In this section, we present **Reconstruction Alignment (RECA)** as a self-supervised image reconstruction objective. By training the model to reconstruct images from its visual understanding embeddings, RECA provides dense supervision that captures fine-grained visual details often omitted by text captions. We show the overall pipeline in Figure 4.

2.1 MOTIVATION AND SETUP

Equipped with a visual understanding encoder, modern multimodal LLMs (MLLMs) effectively treat images as rich, dense context and successfully handle not only basic perceptual and question answering tasks, but also challenging multimodal reasoning problems such as symbolic, spatial, and mathematical reasoning (Bai et al., 2025; OpenAI, 2024; Huang et al., 2025; Chen et al., 2024a).

One may expect that this dense, text-like context can be naturally extended to the image generation task. However, when we extract embeddings from the understanding encoder, insert them into a



Figure 5: **Post-training with RECA restores visual details missed by the baseline models.** For each query image (left), we feed its visual understanding embeddings back into the UMM with the instruction “Describe the image in detail.” The baseline model (center)’s visual responses, *i.e.*, images, preserve the main subject but distort layout, textures, and colors, while RECA markedly restores visual details like geometry, color, and overall fidelity.

prompt template (e.g., “Describe the image in detail.”), and ask the UMM to generate, the results in Figure 5 reveal a gap: the main subject is preserved, but spatial layout and composition are scrambled. This raises the hypothesis that the image itself can be treated as a *dense “text prompt”* to train the model, enabling the generation branch of the UMM to better exploit the LLM features and improve its generation capability.

2.2 RECA TRAINING PARADIGM

Training losses. Traditional UMMs are trained with a combination of text-to-image (T2I) and image-to-text (I2T) objectives. Formally:

$$\mathcal{L}_{\text{i2i}} = \mathcal{L}(f_{\theta}(t_{\text{prompt}}), I_{\text{gt}}), \quad \mathcal{L}_{\text{i2t}} = \mathcal{L}(f_{\theta}(\text{concat}(t_{\text{question}}, \mathbf{h}_v)), t_{\text{answer}}) \quad (1)$$

where $\mathcal{L}(\cdot, \cdot)$ denotes the training loss (e.g., cross-entropy for autoregressive models (Xie et al., 2025b; Chen et al., 2025d), diffusion loss for diffusion-based models (Zhou et al., 2025; Deng et al., 2025)), $t_{\text{prompt}}, t_{\text{question}}, t_{\text{answer}}$ are text inputs/outputs, \mathbf{h}_v are embeddings extracted from the understanding encoder, and I_{gt} is the ground-truth image (we omit the explicit VAE decoder notation for simplicity). $f_{\theta}(\cdot)$ represents the UMM with parameters θ . Preliminaries of different image generation paradigms are listed in Appendix A.

Our key idea is to replace conventional T2I supervision with a semantic-level image reconstruction loss. Instead of using text captions that are inherently sparse in visual information, we condition the UMM on its own visual understanding embeddings. The reconstruction loss is:

$$\mathcal{L}_{\text{RECA}} = \mathcal{L}(f_{\theta}(\text{concat}(t_{\text{template}}, \mathbf{h}_v)), I_{\text{gt}}) \quad (2)$$

where t_{template} is a prompt template triggering image reconstruction (e.g., *Describe the image in detail*). More details of the templates are provided in Appendix C. The overall training loss is:

$$\mathcal{L}_{\text{total}} = \lambda_{\text{RECA}} \mathcal{L}_{\text{RECA}} + \lambda_{\text{i2t}} \mathcal{L}_{\text{i2t}} + \lambda_{\text{t2i}} \mathcal{L}_{\text{t2i}}. \quad (3)$$

We set $\lambda_{\text{RECA}} = 1, \lambda_{\text{t2i}} = 0$. For UMMs that share parameters between understanding and generation, we set $\lambda_{\text{i2t}} = 1$ to preserve I2T capability; otherwise, we set $\lambda_{\text{i2t}} = 0$ and **freeze the understanding component**. We freeze the understanding encoder in most cases, except when the UMM employs the same encoder for both tasks (e.g., Harmon (Wu et al., 2025d)).

Input resolution. Previous works show that higher-resolution visual understanding embeddings retain substantially more pixel-level detail (Allakhverdov et al., 2025; Lin et al., 2025). To encourage the model to focus on semantic-level reconstruction, we resize input images to the minimum resolution accepted by the understanding encoder.

Model inference. At inference time, our post-trained UMM operates identically to a standard one and requires no additional visual embeddings. For image generation, only a text prompt is needed; for image editing, the inputs remain the text prompt and the original image. This preserves the model’s original usability while providing enhanced generation capabilities.

Table 1: **Results on GenEval and DPGBench.** Scores marked with (*) are our reproduced results using 12 random seeds. We use Harmon-1.5B as baseline and post-train it with RECA. The gray-colored rows denote private models, and their results are cited from (Yan et al., 2025; Geng et al., 2025). Arrows (\uparrow) denote that higher is better. Detailed comparison is listed in Appendix E.3.

Model	Params	GenEval \uparrow							DPG \uparrow
		Single Obj.	Two Obj.	Counting	Colors	Position	Color Attri.	Overall	Score
Harmon*	1.5B	0.99	0.87	0.69	0.86	0.45	0.51	0.73	80.93
SD3-Medium	2B	0.99	0.94	0.72	0.89	0.33	0.60	0.74	84.08
Janus-Pro	7B	0.99	0.89	0.59	0.90	0.79	0.66	0.80	84.33
FLUX-dev	12B	0.99	0.85	0.74	0.79	0.21	0.48	0.68	84.00
BAGEL*	14B	0.99	0.93	0.80	0.86	0.51	0.63	0.79	84.03
Playground-v3	24B	0.99	0.95	0.72	0.82	0.50	0.54	0.76	87.06
GPT-4o-Image	-	0.99	0.92	0.85	0.89	0.74	0.71	0.84	86.23
RECA	1.5B	1.00	0.98	0.71	0.93	0.76	0.77	0.86	87.21
<i>Models Trained with GPT-4o Data</i>									
Ovis-U1	3.6B	0.98	0.98	0.90	0.92	0.79	0.75	0.89	83.72
OmniGen2	7B	1.00	0.95	0.64	0.88	0.55	0.76	0.80	83.57
BLIP3-o*	8B	1.00	0.92	0.63	0.91	0.86	0.67	0.83	80.73
RECA	1.5B	1.00	0.97	0.76	0.94	0.91	0.83	0.90	88.15

2.3 DIFFERENCE BETWEEN RECA AND PREVIOUS WORKS

Previous works integrate image reconstruction in different ways: (I) **diffusion-supervised enhancement** (e.g., ViLex) (Wang et al., 2025d; Ma et al., 2025a; Luo et al., 2024; Wang et al., 2024b) leverages pretrained diffusion models to *regularize vision encoders* and improve *visual understanding*; (II) **reconstruction from hidden states** (e.g., ROSS) (Wang et al., 2024a; 2025b)) adds *lightweight decoders* to reconstruct input images from *intermediate embeddings*, thereby regularizing the model to preserve fine-grained details for *visual understanding*; (III) **representation alignment** (e.g., REPA, VA-VAE) (Yu et al., 2024; Yao et al., 2025) introduces *additional alignment modules* that map hidden states in DiT (Peebles & Xie, 2022; Ma et al., 2024a) or VAE (Kingma & Welling, 2013) to representations obtained from *external, pretrained vision encoders*; and (IV) **reconstruction as a prior** (e.g., Lumos) (Ma et al., 2025b) adds *additional DINO features* (Caron et al., 2021) into the *attention blocks of the diffusion model*, which is further trained on large-scale text-to-image data.

RECA treats images as *dense prompts* and adopts *semantic-level reconstruction* as a native **post-training** objective for UMMs, requiring no auxiliary modules or text-to-image data. RECA is fundamentally different in terms of the methodology, architecture, motivation and task.

3 EXPERIMENTS

We validate our RECA method across various unified multimodal models (UMMs), image datasets, and evaluation benchmarks. In particular, we investigate the following aspects:

- **SOTA Results:** RECA achieves state-of-the-art performance on both image generation and editing benchmarks. (Table 1, Table 3)
- **Generality:** RECA delivers consistent performance gains across diverse UMM frameworks, demonstrating its generalizability. (Table 2, Figure 6, Figure 7)
- **Robustness:** RECA consistently improves generation capabilities across diverse datasets and benchmarks, indicating that *the gains are not from training-data memorization*. (Table 5)
- **Training Paradigm:** RECA serves as a post-training method applied after UMM pre-training, and is most effective when used at the final stage of model training. (Table 5, Table 6)

3.1 EXPERIMENT SETUP

Model architectures. We evaluate RECA across four open-source UMM architectures:

- **Show-o (AR)** (Xie et al., 2025b) employs autoregressive generation, using CLIP (Radford et al., 2021) / VQGAN (Esser et al., 2021) as the understanding / generation encoder, evaluated at 256×256 and 512×512 resolutions. Our main results adopt the CLIP-understanding variant, while Appendix E.2 explores and analyzes the VQGAN-understanding variant in detail.

Table 2: **RECA consistently improves image generation performance across unified multimodal models.** We report results for the largest model/resolution variant of each architecture; results for smaller models and detailed WISE scores are provided in Appendix E.3.

Model	RECA	GenEval							DPG	WISE
		Single	Two	Count	Color	Position	Attri.	Overall		
Show-o	✗	97.2	80.3	61.9	78.2	27.3	52.3	66.2	82.21	0.40
	✓	98.2 (+1.0)	90.6 (+10.3)	66.8 (+4.9)	84.1 (+5.9)	37.4 (+10.1)	56.8 (+4.5)	72.3 (+6.1)	84.94 (+2.73)	0.40 (0.00)
OpenUni	✗	99.1	71.8	51.9	83.9	23.3	41.6	61.9	79.02	0.43
	✓	99.1 (0.0)	92.7 (+20.9)	52.3 (+0.4)	87.1 (+3.2)	43.8 (+20.5)	70.3 (+28.7)	74.1 (+12.2)	82.75 (+3.73)	0.54 (+0.11)
Harmon	✗	99.4	87.3	68.7	86.4	44.9	51.1	72.9	80.93	0.41
	✓	99.9 (+0.5)	97.7 (+10.4)	71.4 (+2.7)	92.6 (+6.2)	75.7 (+30.8)	76.6 (+25.5)	85.7 (+12.8)	87.21 (+6.28)	0.50 (+0.09)
BAGEL	✗	99.1	93.0	79.9	86.0	51.3	63.4	78.8	84.03	0.50
	✓	99.3 (+0.2)	93.9 (+0.9)	80.3 (+0.4)	87.6 (+1.6)	60.8 (+9.5)	72.6 (+9.2)	82.4 (+3.6)	85.29 (+1.26)	0.52 (+0.02)

Table 3: **Results on image editing benchmarks.** We compare RECA post-trained BAGEL with previous methods. All scores are local reproduced. The gray-colored rows denote private models, and their results are cited from (Deng et al., 2025; Ye et al., 2025).

Method	ImgEdit										GEdit-Bench-EN		
	Bg.	Style	Adj.	Ext.	Rem.	Rep.	Add	Comp.	Act.	Ovr.	SC	PQ	Overall
Gemini 2.0	-	-	-	-	-	-	-	-	-	-	5.43	6.78	5.36
GPT-4o-Image	4.57	4.93	4.33	2.90	3.66	4.35	4.61	3.96	4.89	4.20	7.85	7.62	7.53
BAGEL-NHR	3.56	4.43	3.62	1.57	3.17	3.98	4.12	2.88	3.85	3.48	8.04	6.87	7.08
FLUX-Kontext	3.89	4.62	3.69	1.81	2.97	4.20	3.80	3.00	4.18	3.60	6.95	7.30	6.27
BAGEL	3.38	4.53	3.58	1.49	3.15	3.82	3.71	2.64	4.21	3.38	7.96	6.64	6.94
BAGEL-RECA	3.85	4.73	3.86	1.68	3.75	4.28	4.20	2.94	4.56	3.75	8.24	6.87	7.27
<i>vs. baseline</i>	+0.47	+0.20	+0.28	+0.19	+0.60	+0.44	+0.49	+0.30	+0.35	+0.37	+0.28	+0.23	+0.37

- **Harmon (AR+MAR)** (Wu et al., 2025d) adopts masked autoregressive generation, with MAE (Li et al., 2024) / MAE & VAE (Kingma & Welling, 2013) as the understanding / generation encoder, evaluated at 0.5B and 1.5B parameter scales.
- **OpenUni (AR+Diff)** (Wu et al., 2025c) integrates autoregressive and diffusion generation, with InternVL3 (Zhu et al., 2025) / VAE (Kingma & Welling, 2013) as the understanding / generation encoder. It serves as an open-source counterpart of MetaQueries (Pan et al., 2025b); we evaluate both 1.6B and 3.6B variants at 512×512 resolution without GPT-4o-Image distillation.
- **BAGEL (AR+Diff)** (Deng et al., 2025) also employs AR+Diff generation, with SigLIP (Zhai et al., 2023) / VAE (Kingma & Welling, 2013) as the understanding / generation encoder. We report the results of BAGEL at 1024×1024 resolution.

Together, these models cover the main families of UMM architectures: autoregressive (AR), autoregressive+masked autoregressive (AR+MAR), and autoregressive+diffusion (AR+Diff).

Evaluation details. We evaluate text-to-image generation on GenEval (Ghosh et al., 2023) and DPGBench (Hu et al., 2024), and image editing on ImgEdit (Ye et al., 2025) and GEdit-Bench-EN (Liu et al., 2025). Our baselines include both generation-only models (e.g., SDXL (Podell et al., 2023), DALL-E 3 (Betker et al., 2023)) and unified multimodal models (e.g., Show-o (Xie et al., 2025b), Harmon (Wu et al., 2025d), BAGEL (Deng et al., 2025), GPT-4o-Image (OpenAI, 2024)).

Training data. We post-train UMMs with high-quality open-source data, including MidjourneyV6 (CortexLM, 2024), LLaVA Mix-665K (Liu et al., 2024b), and 10,000 FLUX-generated samples (jackyhate, 2024). Further implementation, evaluation and dataset details are provided in Appendix D. To ensure fair comparison, our main experiments **exclude GPT-4o-Image distillation data like BLIP3o-60k**, which can inflate benchmark scores due to *GenEval Template Leakage*. See Appendix E.1 for further discussion.

3.2 RECA ACHIEVES SOTA PERFORMANCE ON IMAGE GENERATION AND EDITING

SOTA performance without GPT-4o-Image distillation. As shown in Table 1, post-training the Harmon-1.5B model with RECA achieves SOTA overall scores on GenEval and DPGBench. Despite using significantly fewer parameters, RECA surpasses recent methods, e.g., Janus-Pro (Chen et al.,

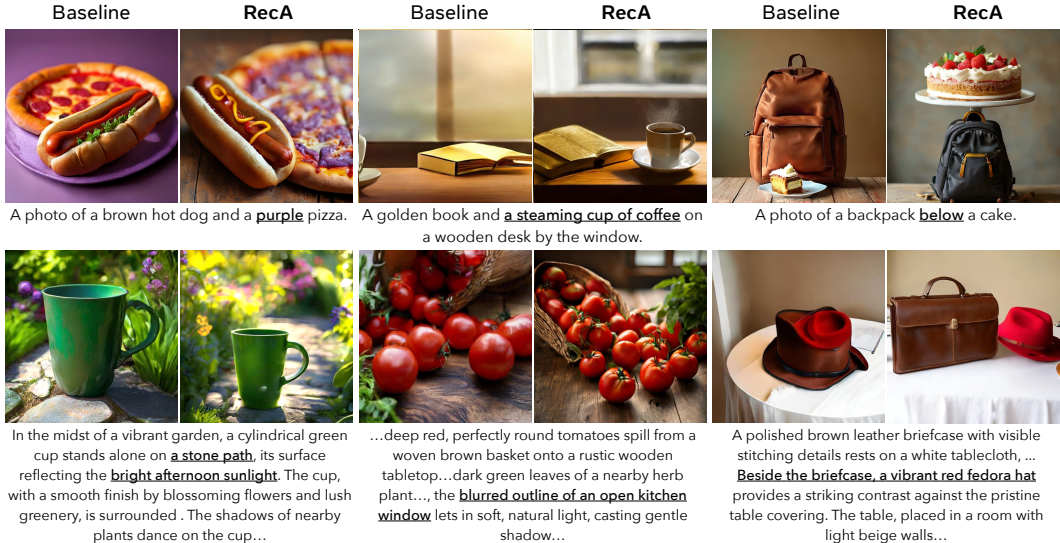


Figure 6: **Image generation results vs. baselines.** We use Harmon-1.5B as baseline. The post-trained model better handles multiple objects, complex attributes and spatial layouts, preserving fine details missed by the baseline.

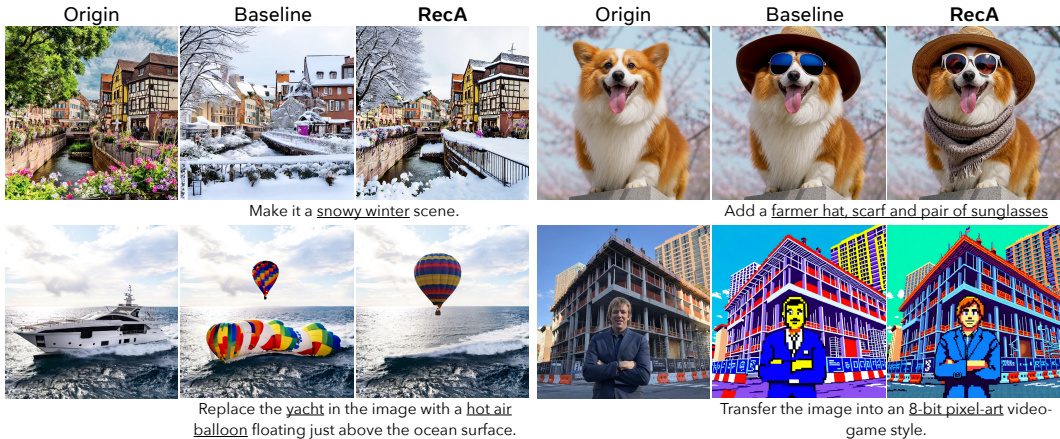


Figure 7: **Image editing results vs. baselines.** We use BAGEL as baseline. Our model consistently improves performance on object addition, replacement, style transfer, and scene modification.

2025c) and BAGEL (Deng et al., 2025). The *Counting* subtask remains our main shortfall and Appendix F analyzes this gap in detail.

Image editing results are also substantially improved. As shown in Table 3, RECA consistently outperforms existing baselines across all subtasks and benchmarks. On ImgEdit, RECA achieves an overall score of 3.75, surpassing FLUX-Kontext (3.60) and the baseline (3.38). On GEdit-BenchEN, RECA reaches 7.27, which closes the gap between open-source models and GPT-4o-Image. In particular, with only 10,000 unlabeled images and 27 GPU hours, RECA beats the concurrent work BAGEL-NHR (Kuprashevich et al., 2025) (3.48), which employs supervised fine-tuning (SFT) on 300,000 high-quality image editing samples.

3.3 RECA IS EFFECTIVE ACROSS DIFFERENT UMM FRAMEWORKS

Consistent performance gains across UMM architectures. As shown in Table 2, RECA demonstrates consistent and significant improvements across all evaluated UMM frameworks. We report results for the largest model variant of each architecture, with smaller model results provided in Appendix E.3. On GenEval and DPGBenchmark, the most substantial improvement is achieved by Harmon-1.5B, which attains scores of 85.7 (+12.8) and 87.21 (+6.28), respectively.

Dataset	SFT	RECA	GenEval	DPG
MidjourneyV6	✓	✗	74.76	80.89
MidjourneyV6 (dense)	✓	✗	74.05	80.67
MidjourneyV6	✗	✓	85.69	87.21
MidjourneyV6	✓	✓	81.22	86.54
BLIP3o-60k	✓	✗	84.95	85.19
BLIP3o-60k	✗	✓	85.21	86.50
BLIP3o-60k	✓	✓	86.14	85.96
BLIP3o-60k (w/o GenEval)	✓	✗	80.88	85.24
BLIP3o-60k (w/o GenEval)	✗	✓	84.76	86.37

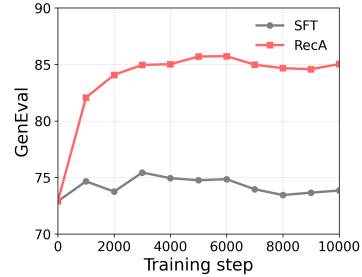


Table 5: **Comparison of SFT and RECA across post-training datasets.** RECA consistently outperforms SFT, especially when *template leakage data* is excluded (**yellow row**), demonstrating that the improvements are genuine and robust. All results are reported at 5k steps. **Right:** GenEval overall scores of Harmon-1.5B with SFT vs. RECA across training steps.

Performance on WISE benchmark. WISE (Niu et al., 2025) evaluates text-to-image reasoning with 1,000 knowledge-puzzle prompts (e.g., Einstein’s favorite instrument). As shown in Table 2, RECA improves Harmon and OpenUni, while BAGEL and Show-o show limited or no gains. We conclude that RECA primarily improves semantic-level alignment, while reasoning ability remains an open problem for future work. Detailed WISE results are provided in Appendix E.3.

3.4 MORE RESULTS

Qualitative results. For image generation, the baseline often fails on *multiple objects*, *complex attributes*, and *spatial layouts*, and in Figure 6, the post-trained model preserves these fine-grained details well (e.g., kitchen window, sunlight). For image editing, Figure 7 shows consistent improvements across tasks such as object addition, replacement, style transfer, and color modification. Additional examples are provided in Appendix H and I.

Visual understanding results. We investigate the effect of RECA on UMMs that share parameters between understanding and generation (e.g., Harmon-1.5B). In Table 4, results on POPE (Li et al., 2023b), MME (Fu et al., 2023), GQA (Hudson & Manning, 2019), MMMU (Yue et al., 2024), and SEED (Li et al., 2023a) show that RECA can improve UMMs’ generation fidelity without degrading visual understanding. For architectures with decoupled understanding components (OpenUni, BAGEL), their capability remains unchanged.

Table 4: Visual understanding performance.

Model	MME	POPE (Acc)	POPE (F1)	GQA	MMMU	SEED
Harmon	1195	83.8	83.9	58.8	34.7	65.2
RECA	1223	83.9	83.2	58.4	35.7	65.3

3.5 EMPIRICAL STUDIES OF RECA AS A POST-TRAINING METHOD

SFT vs. RECA as post-training methods. We directly compare supervised fine-tuning (SFT) with RECA as alternative post-training strategies for UMMs. Unlike SFT, which depends on text-image pairs, RECA is self-supervised and requires only unlabeled images. Our key questions are: (i) *which method is more effective*, and (ii) *when and how should RECA be applied relative to SFT?*

RECA demonstrates genuine effectiveness compared with SFT. As shown in Table 5, on MidjourneyV6, SFT achieves 74.76 on GenEval. Adding denser captions via Midjourney-LLaVA (brivangl, 2024) does not help; GenEval remains nearly unchanged and DPGBench even drops a little. In contrast, replacing SFT with RECA dramatically boosts performance under the same setup (85.69/87.21). On the complete BLIP3o-60k dataset, RECA still outperforms SFT on both benchmarks. Notably, removing *template leakage data* leads to a performance drop for SFT (-4.07 on GenEval), whereas RECA maintains strong performance. The curve in the right panel of Table 5 further shows SFT staying flat while RECA jumps early and then holds a higher plateau; the evolution of GenEval subtasks is provided in Appendix E.4.

Table 6: **Training recipe.** SFT vs. RECA as sequential post-training stages.

RECA Dataset	Order	GenEval	DPG
BLIP3o-60k	RECA → SFT	85.91	85.67
BLIP3o-60k	SFT → RECA	89.00	87.50
MidjourneyV6	SFT → RECA	90.15	88.15

When to apply RECA? We also study training order to understand when to apply RECA relative to SFT. As shown in Table 5, mixed training (half SFT, half RECA per batch) is unstable: it slightly

helps on BLIP3o-60k but fails on MidjourneyV6. If we do SFT on BLIP3o-60k, sequential training is more decisive: as shown in Table 6, applying RECA after SFT (SFT→RECA) consistently delivers the best results (90.15/88.15 on MidjourneyV6). Reversing the order (RECA →SFT) degrades performance (-3.09/-1.83). This asymmetry underscores that SFT provides broad text–image alignment, while RECA serves best as a refinement stage enhancing semantic grounding and visual faithfulness.

Visual understanding vs. visual generation encoder. Most UMMs employ two encoders: one for understanding (semantic features) and one for generation (pixel-level features). BAGEL follows this design, making it a natural testbed for RECA. As shown in Table 7, conditioning on the generation encoder (VAE) yields only marginal or degraded gains, while embeddings from the understanding encoder (ViT) produce consistently better results across GenEval, DPGBenchmark, ImgEdit, and GEdit. This indicates that RECA benefits most from semantic embeddings that capture high-level conceptual information, rather than raw visual details.

Different resolutions for the understanding encoder. For Show-o, Harmon and OpenUni, the input resolutions are fixed at 336×336 , 512×512 and 448×448 , respectively. BAGEL uses NaViT (Dehghani et al., 2023) and can flexibly accommodate arbitrary input resolutions. We perform experiments on 224×224 and 512×512 input

resolutions for RECA, and the results in Table 7 show that the model post-trained on 224×224 consistently outperforms its 512×512 counterpart across all benchmarks. Prior work shows that higher-resolution embeddings retain substantially more pixel-level detail (Allakhverdov et al., 2025; Lin et al., 2025), which in turn drives the model to lean on low-level cues rather than the semantic features that RECA is designed to emphasize.

Conclusion. Across data and strategies, RECA consistently proves to be a stronger post-training method than SFT. **The best post-training recipe is a two-stage pipeline:** first SFT on high-quality paired data for coarse alignment, followed by RECA for self-supervised fine-grained refinement.

Table 7: **Vision encoder type and input resolution comparison.** Embeddings from visual understanding encoder with the lowest resolution are the best for RECA.

Vision Encoder	Resolution	GenEval	DPG	ImgEdit	GEdit
Baseline	-	78.8	84.03	3.38	6.94
VAE (gen.)	256×256	78.5	83.92	3.63	7.08
ViT (und.)	224×224	82.4	85.29	3.75	7.27
ViT (und.)	512×512	79.2	84.61	3.68	7.18

4 RELATED WORK

4.1 UNIFIED MULTIMODAL MODELS (UMMs)

Unified multimodal model (UMM) is a backbone capable of multimodal understanding and generation within a single model or system (Zhang et al., 2025b). Recent studies have explored different types of UMMs: **(I) AR.** Models like Chameleon tokenize images and predict them autoregressively in a next-token prediction way (Team, 2024; Qu et al., 2024; Chen et al., 2025d; Wu et al., 2024a), while Show-o (Xie et al., 2025b) introduces a *discrete-diffusion* schedule to improve the token prediction process. **(II) AR + Diffusion.** Models like Transfusion attach a diffusion (or flow-matching) (Ho et al., 2020; Lipman et al., 2023) head to the shared transformer (Zhou et al., 2025; Ma et al., 2024b), while some UMMs keep pretrained MLLMs frozen and route its intermediate features with learnable queries to an external image generator (Pan et al., 2025b; Lin et al., 2025). **(III) AR + MAR.** Masked-autoregressive (MAR) (Li et al., 2024) is a novel autoregressive image generation paradigm, which has been adopted by models like Harmon (Wu et al., 2025d; Fan et al., 2025a; Yang et al., 2024b; Wang et al., 2025c).

4.2 POST-TRAINING STRATEGIES FOR UMMs

Recent efforts explore different post-training techniques for enhancing the generation capability of UMMs. **(I) Chain-of-Thought (Wei et al., 2022) or test-time verification** do reasoning before the generation or verify generated image step-by-step, but they depend on external models and do not improve the UMM’s native generation capability. (Guo et al., 2025; Wang et al., 2025e; Fang et al., 2025; Tian et al., 2025). **(II) Reinforcement learning.** Methods such as DPO (Rafailov et al., 2023) and GRPO (Shao et al., 2024) optimize generation policies with human or automatic preference signals, but require curated paired data and carefully tuned advantage functions. (Wei




Figure 8: **Qualitative T2I results.** The large images (1024×1024) are generated by the post-trained BAGEL, while the small images (512×512) are generated by the post-trained Harmon. Detailed captions are listed in Appendix G.

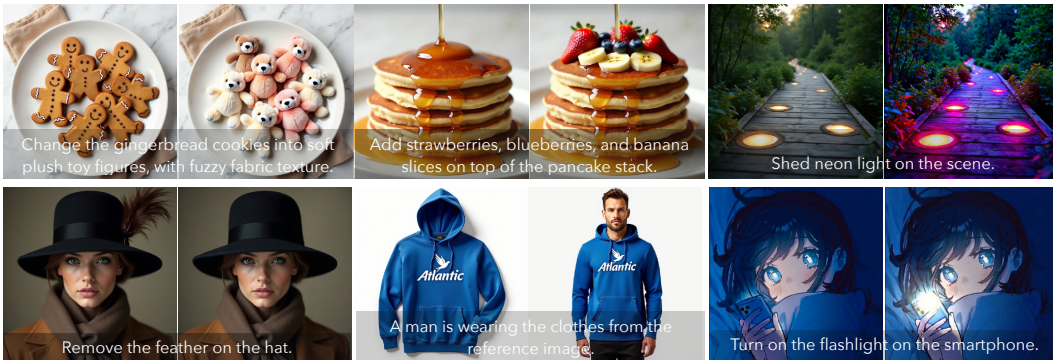


Figure 9: **Qualitative image editing results.** Edited outputs are generated by BAGEL post-trained with RECA. Left: original images; Right: edited images.

et al., 2025; Han et al., 2025; Guo et al., 2025; Mao et al., 2025; Tian et al., 2025; Jiang et al., 2025). **(III) High-quality synthetic data.** Recent works (e.g., BLIP3o) (Chen et al., 2025a; Wang et al., 2025f) construct large-scale GPT-4o-Image (OpenAI, 2024) generated image-text pairs for supervised fine-tuning, which boost GenEval and editing benchmarks but incur high data-generation cost and potential distribution shift.

5 CONCLUSION

In this work, we propose **RECA**, a lightweight post-training method that replaces sparse text-to-image supervision with dense features from the model’s own visual understanding encoder. RECA

requires no extra caption data yet significantly improves image generation and editing across architectures. We discuss the limitations and future directions in Appendix F.

ACKNOWLEDGMENTS

We sincerely thank Ishan Misra, Xingyi Zhou, Haoqi Fan, Mannat Singh, Dewei Zhou, Haotian Tang, Yulun Wu, Baifeng Shi, Jiaxin Ge, Yuwei Niu, Xun Wang, Weiyang Jin, Xichen Pan, Jiaqi Liao, Jiu hai Chen for their insightful discussions and valuable feedback on our paper. We especially thank Size Wu and Yang Ye for their assistance in reproducing the baseline results.

REPRODUCIBILITY STATEMENT

We ensure reproducibility by providing all training and evaluation hyperparameters, along with full implementation details, in Appendix D. These materials are sufficient to replicate our experiments. Detailed prompt templates are included in the Supplementary Material. In line with our commitment to open-source research, we will make our codes and model weights publicly available.

REFERENCES

- Eduard Allakhverdiv, Dmitrii Tarasov, Elizaveta Goncharova, and Andrey Kuznetsov. Image reconstruction as a tool for feature analysis. *arXiv preprint arXiv:2506.07803*, 2025.
- Jinze Bai, Shuai Bai, Shusheng Yang, Shijie Wang, Sinan Tan, Peng Wang, Junyang Lin, Chang Zhou, and Jingren Zhou. Qwen-vl: A frontier large vision-language model with versatile abilities. *CoRR*, abs/2308.12966, 2023.
- Shuai Bai, Keqin Chen, Xuejing Liu, Jialin Wang, Wenbin Ge, Sibao Song, Kai Dang, Peng Wang, Shijie Wang, Jun Tang, Humen Zhong, Yuezhi Zhu, Mingkun Yang, Zhaohai Li, Jianqiang Wan, Pengfei Wang, Wei Ding, Zheren Fu, Yiheng Xu, Jiabo Ye, Xi Zhang, Tianbao Xie, Zesen Cheng, Hang Zhang, Zhibo Yang, Haiyang Xu, and Junyang Lin. Qwen2.5-vl technical report. *arXiv preprint arXiv:2502.13923*, 2025.
- James Betker, Gabriel Goh, Li Jing, † TimBrooks, Jianfeng Wang, Linjie Li, † LongOuyang, † JuntangZhuang, † JoyceLee, † YufeiGuo, † WesamManassra, † PrafullaDhariwal, † CaseyChu, † YunxinJiao, and Aditya Ramesh. Improving image generation with better captions, 2023.
- BlackForest. Black forest labs; frontier ai lab, 2024. URL <https://blackforestlabs.ai/>.
- brivangl. brivangl/midjourney-v6-llava, 2024. URL <https://huggingface.co/datasets/brivangl/midjourney-v6-llava>.
- Tom B. Brown, Benjamin Mann, Nick Ryder, Melanie Subbiah, Jared Kaplan, Prafulla Dhariwal, Arvind Neelakantan, Pranav Shyam, Girish Sastry, Amanda Askell, Sandhini Agarwal, Ariel Herbert-Voss, Gretchen Krueger, Tom Henighan, Rewon Child, Aditya Ramesh, Daniel M. Ziegler, Jeffrey Wu, Clemens Winter, Christopher Hesse, Mark Chen, Eric Sigler, Mateusz Litwin, Scott Gray, Benjamin Chess, Jack Clark, Christopher Berner, Sam McCandlish, Alec Radford, Ilya Sutskever, and Dario Amodei. Language models are few-shot learners. In *NeurIPS*, 2020.
- Mathilde Caron, Hugo Touvron, Ishan Misra, Hervé Jégou, Julien Mairal, Piotr Bojanowski, and Armand Joulin. Emerging properties in self-supervised vision transformers. *Proceedings of the IEEE/CVF international conference on computer vision*, pp. 9650–9660, 2021.
- Huiwen Chang, Han Zhang, Lu Jiang, Ce Liu, and William T Freeman. Maskgit: Masked generative image transformer. In *CVPR*, pp. 11315–11325, 2022.
- Boyuan Chen, Zhuo Xu, Sean Kirmani, Brain Ichter, Dorsa Sadigh, Leonidas Guibas, and Fei Xia. Spatialvlm: Endowing vision-language models with spatial reasoning capabilities. In *Proceedings of the IEEE/CVF Conference on Computer Vision and Pattern Recognition*, pp. 14455–14465, 2024a.
- Jiu hai Chen, Zhiyang Xu, Xichen Pan, Yushi Hu, Can Qin, Tom Goldstein, Lifu Huang, Tianyi Zhou, Saining Xie, Silvio Savarese, et al. Blip3-o: A family of fully open unified multimodal models-architecture, training and dataset. *arXiv preprint arXiv:2505.09568*, 2025a.

- Junying Chen, Zhenyang Cai, Pengcheng Chen, Shunian Chen, Ke Ji, Xidong Wang, Yunjin Yang, and Benyou Wang. Sharegpt-4o-image: Aligning multimodal models with gpt-4o-level image generation. *arXiv preprint arXiv:2506.18095*, 2025b.
- Xiaokang Chen, Zhiyu Wu, Xingchao Liu, Zizheng Pan, Wen Liu, Zhenda Xie, Xingkai Yu, and Chong Ruan. Janus-pro: Unified multimodal understanding and generation with data and model scaling. *arXiv preprint arXiv:2501.17811*, 2025c.
- Xiaokang Chen, Zhiyu Wu, Xingchao Liu, Zizheng Pan, Wen Liu, Zhenda Xie, Xingkai Yu, and Chong Ruan. Janus-pro: Unified multimodal understanding and generation with data and model scaling. *arXiv preprint arXiv:2501.17811*, 2025d.
- Zhe Chen, Weiyun Wang, Yue Cao, Yangzhou Liu, Zhangwei Gao, Erfei Cui, Jinguo Zhu, Shenglong Ye, Hao Tian, Zhaoyang Liu, et al. Expanding performance boundaries of open-source multimodal models with model, data, and test-time scaling. *arXiv preprint arXiv:2412.05271*, 2024b.
- CortexLM. Cortexlm/midjourney-v6, 2024. URL <https://huggingface.co/datasets/CortexLM/midjourney-v6>.
- Mostafa Dehghani, Basil Mustafa, Josip Djolonga, Jonathan Heek, Matthias Minderer, Mathilde Caron, Andreas Steiner, Joan Puigcerver, Robert Geirhos, Ibrahim M Alabdulmohsin, et al. Patch n’pack: Navit, a vision transformer for any aspect ratio and resolution. *Advances in Neural Information Processing Systems*, 36:2252–2274, 2023.
- Chaorui Deng, Deyao Zhu, Kunchang Li, Chenhui Gou, Feng Li, Zeyu Wang, Shu Zhong, Weihao Yu, Xiaonan Nie, Ziang Song, et al. Emerging properties in unified multimodal pretraining. *arXiv preprint arXiv:2505.14683*, 2025.
- Patrick Esser, Robin Rombach, and Bjorn Ommer. Taming transformers for high-resolution image synthesis. In *CVPR*, pp. 12873–12883, 2021.
- Patrick Esser, Sumith Kulal, Andreas Blattmann, Rahim Entezari, Jonas Müller, Harry Saini, Yam Levi, Dominik Lorenz, Axel Sauer, Frederic Boesel, et al. Scaling rectified flow transformers for high-resolution image synthesis. In *ICML*, 2024.
- Lijie Fan, Luming Tang, Siyang Qin, Tianhong Li, Xuan Yang, Siyuan Qiao, Andreas Steiner, Chen Sun, Yuanzhen Li, Tao Zhu, et al. Unified autoregressive visual generation and understanding with continuous tokens. *arXiv preprint arXiv:2503.13436*, 2025a.
- Lijie Fan, Luming Tang, Siyang Qin, Tianhong Li, Xuan Yang, Siyuan Qiao, Andreas Steiner, Chen Sun, Yuanzhen Li, Tao Zhu, et al. Unified autoregressive visual generation and understanding with continuous tokens. *arXiv preprint arXiv:2503.13436*, 2025b.
- Rongyao Fang, Chengqi Duan, Kun Wang, Linjiang Huang, Hao Li, Shilin Yan, Hao Tian, Xingyu Zeng, Rui Zhao, Jifeng Dai, et al. Got: Unleashing reasoning capability of multimodal large language model for visual generation and editing. *arXiv:2503.10639*, 2025.
- Chaoyou Fu, Peixian Chen, Yunhang Shen, Yulei Qin, Mengdan Zhang, Xu Lin, Zhenyu Qiu, Wei Lin, Jinrui Yang, Xiawu Zheng, Ke Li, Xing Sun, and Rongrong Ji. MME: A comprehensive evaluation benchmark for multimodal large language models. *CoRR*, abs/2306.13394, 2023.
- Xingyu Fu, Yushi Hu, Bangzheng Li, Yu Feng, Haoyu Wang, Xudong Lin, Dan Roth, Noah A Smith, Wei-Chiu Ma, and Ranjay Krishna. Blink: Multimodal large language models can see but not perceive. In *European Conference on Computer Vision*, pp. 148–166. Springer, 2024.
- Yuying Ge, Sijie Zhao, Jinguo Zhu, Yixiao Ge, Kun Yi, Lin Song, Chen Li, Xiaohan Ding, and Ying Shan. Seed-x: Multimodal models with unified multi-granularity comprehension and generation. *arXiv preprint arXiv:2404.14396*, 2024.
- Zigang Geng, Yibing Wang, Yeyao Ma, Chen Li, Yongming Rao, Shuyang Gu, Zhao Zhong, Qinglin Lu, Han Hu, Xiaosong Zhang, et al. X-omni: Reinforcement learning makes discrete autoregressive image generative models great again. *arXiv preprint arXiv:2507.22058*, 2025.

- Dhruba Ghosh, Hannaneh Hajishirzi, and Ludwig Schmidt. Geneval: An object-focused framework for evaluating text-to-image alignment. In *NeurIPS*, 2023.
- Ziyu Guo, Renrui Zhang, Chengzhuo Tong, Zhizheng Zhao, Peng Gao, Hongsheng Li, and Pheng-Ann Heng. Can we generate images with cot? let’s verify and reinforce image generation step by step. *arXiv:2501.13926*, 2025.
- Yujin Han, Hao Chen, Andi Han, Zhiheng Wang, Xinyu Lin, Yingya Zhang, Shiwei Zhang, and Difan Zou. Self-contradiction as self-improvement: Mitigating the generation-understanding gap in mllms. *arXiv preprint arXiv:2507.16663*, 2025.
- Jonathan Ho and Tim Salimans. Classifier-free diffusion guidance. *arXiv preprint arXiv:2207.12598*, 2022.
- Jonathan Ho, Ajay Jain, and Pieter Abbeel. Denoising diffusion probabilistic models. In *NeurIPS*, pp. 6840–6851, 2020.
- Xiwei Hu, Rui Wang, Yixiao Fang, Bin Fu, Pei Cheng, and Gang Yu. Ella: Equip diffusion models with llm for enhanced semantic alignment, 2024.
- Wenxuan Huang, Bohan Jia, Zijie Zhai, Shaosheng Cao, Zheyu Ye, Fei Zhao, Zhe Xu, Yao Hu, and Shaohui Lin. Vision-rl: Incentivizing reasoning capability in multimodal large language models. *arXiv preprint arXiv:2503.06749*, 2025.
- Drew A. Hudson and Christopher D. Manning. GQA: A new dataset for real-world visual reasoning and compositional question answering. In *CVPR*, pp. 6700–6709. Computer Vision Foundation / IEEE, 2019.
- jackyhate. jackyhate/text-to-image-2m, 2024. URL <https://huggingface.co/datasets/jackyhate/text-to-image-2M>.
- Jingjing Jiang, Chongjie Si, Jun Luo, Hanwang Zhang, and Chao Ma. Co-reinforcement learning for unified multimodal understanding and generation. *arXiv preprint arXiv:2505.17534*, 2025.
- Diederik P Kingma and Max Welling. Auto-encoding variational bayes. *arXiv preprint arXiv:1312.6114*, 2013.
- Maksim Kuprashevich, Grigorii Alekseenko, Irina Tolstykh, Georgii Fedorov, Bulat Suleimanov, Vladimir Dokholyan, and Aleksandr Gordeev. Nohumansrequired: Autonomous high-quality image editing triplet mining. *Available at SSRN 5381374*, 2025.
- Black Forest Labs, Stephen Batifol, Andreas Blattmann, Frederic Boesel, Saksham Consul, Cyril Diagne, Tim Dockhorn, Jack English, Zion English, Patrick Esser, et al. Flux. 1 kontext: Flow matching for in-context image generation and editing in latent space. *arXiv preprint arXiv:2506.15742*, 2025.
- Bohao Li, Rui Wang, Guangzhi Wang, Yuying Ge, Yixiao Ge, and Ying Shan. Seed-bench: Benchmarking multimodal llms with generative comprehension. *arXiv preprint arXiv:2307.16125*, 2023a.
- Han Li, Xinyu Peng, Yaoming Wang, Zelin Peng, Xin Chen, Rongxiang Weng, Jingang Wang, Xunliang Cai, Wenrui Dai, and Hongkai Xiong. Onecat: Decoder-only auto-regressive model for unified understanding and generation. *arXiv preprint arXiv:2509.03498*, 2025.
- Tianhong Li, Yonglong Tian, He Li, Mingyang Deng, and Kaiming He. Autoregressive image generation without vector quantization. *Advances in Neural Information Processing Systems*, 37: 56424–56445, 2024.
- Yifan Li, Yifan Du, Kun Zhou, Jinpeng Wang, Wayne Xin Zhao, and Ji-Rong Wen. Evaluating object hallucination in large vision-language models. In *EMNLP*, pp. 292–305. Association for Computational Linguistics, 2023b.
- Bin Lin, Zongjian Li, Xinhua Cheng, Yuwei Niu, Yang Ye, Xianyi He, Shenghai Yuan, Wangbo Yu, Shaodong Wang, Yunyang Ge, et al. Uniworld: High-resolution semantic encoders for unified visual understanding and generation. *arXiv preprint arXiv:2506.03147*, 2025.

- Yaron Lipman, Ricky T. Q. Chen, Heli Ben-Hamu, Maximilian Nickel, and Matthew Le. Flow matching for generative modeling. In *The Eleventh International Conference on Learning Representations*, 2023. URL <https://openreview.net/forum?id=PqvMRDCJT9t>.
- Bingchen Liu, Ehsan Akhgari, Alexander Visheratin, Aleks Kamko, Linmiao Xu, Shivam Shrirao, Chase Lambert, Joao Souza, Suhail Doshi, and Daiqing Li. Playground v3: Improving text-to-image alignment with deep-fusion large language models. *arXiv preprint arXiv:2409.10695*, 2024a.
- Haotian Liu, Chunyuan Li, Qingyang Wu, and Yong Jae Lee. Visual instruction tuning. *NeurIPS*, 36, 2024b.
- Shiyu Liu, Yucheng Han, Peng Xing, Fukun Yin, Rui Wang, Wei Cheng, Jiaqi Liao, Yingming Wang, Honghao Fu, Chunrui Han, et al. Step1x-edit: A practical framework for general image editing. *arXiv preprint arXiv:2504.17761*, 2025.
- Xingchao Liu, Chengyue Gong, and Qiang Liu. Flow straight and fast: Learning to generate and transfer data with rectified flow. *arXiv preprint arXiv:2209.03003*, 2022.
- Run Luo, Yunshui Li, Longze Chen, Wanwei He, Ting-En Lin, Ziqiang Liu, Lei Zhang, Zikai Song, Xiaobo Xia, Tongliang Liu, et al. Deem: Diffusion models serve as the eyes of large language models for image perception. *arXiv preprint arXiv:2405.15232*, 2024.
- Nanye Ma, Mark Goldstein, Michael S Albergo, Nicholas M Boffi, Eric Vanden-Eijnden, and Saining Xie. Sit: Exploring flow and diffusion-based generative models with scalable interpolant transformers. In *European Conference on Computer Vision*, pp. 23–40. Springer, 2024a.
- Shijie Ma, Yuying Ge, Teng Wang, Yuxin Guo, Yixiao Ge, and Ying Shan. Genhancer: Imperfect generative models are secretly strong vision-centric enhancers. *arXiv preprint arXiv:2503.19480*, 2025a.
- Shuailei Ma, Kecheng Zheng, Ying Wei, Wei Wu, Fan Lu, Yifei Zhang, Chen-Wei Xie, Biao Gong, Jiapeng Zhu, and Yujun Shen. Learning visual generative priors without text. In *Proceedings of the Computer Vision and Pattern Recognition Conference*, pp. 8051–8061, 2025b.
- Yiyang Ma, Xingchao Liu, Xiaokang Chen, Wen Liu, Chengyue Wu, Zhiyu Wu, Zizheng Pan, Zhenda Xie, Haowei Zhang, Xingkai yu, Liang Zhao, Yisong Wang, Jiaying Liu, and Chong Ruan. Janusflow: Harmonizing autoregression and rectified flow for unified multimodal understanding and generation, 2024b.
- Weijia Mao, Zhenheng Yang, and Mike Zheng Shou. Unirl: Self-improving unified multimodal models via supervised and reinforcement learning. *arXiv preprint arXiv:2505.23380*, 2025.
- Yuwei Niu, Munan Ning, Mengren Zheng, Bin Lin, Peng Jin, Jiaqi Liao, Kunpeng Ning, Bin Zhu, and Li Yuan. Wise: A world knowledge-informed semantic evaluation for text-to-image generation. *arXiv preprint arXiv:2503.07265*, 2025.
- OpenAI. Introducing gpt-4o with image generation capabilities, 2024. URL <https://openai.com/index/introducing-4o-image-generation>. Accessed: 2025-07-04.
- Kaihang Pan, Wang Lin, Zhongqi Yue, Tenglong Ao, Liyu Jia, Wei Zhao, Juncheng Li, Siliang Tang, and Hanwang Zhang. Generative multimodal pretraining with discrete diffusion timestep tokens. In *Proceedings of the Computer Vision and Pattern Recognition Conference*, pp. 26136–26146, 2025a.
- Xichen Pan, Satya Narayan Shukla, Aashu Singh, Zhuokai Zhao, Shlok Kumar Mishra, Jialiang Wang, Zhiyang Xu, Jiuhai Chen, Kunpeng Li, Felix Juefei-Xu, Ji Hou, and Saining Xie. Transfer between modalities with metaqueries. *arXiv preprint arXiv:2504.06256*, 2025b.
- William Peebles and Saining Xie. Scalable diffusion models with transformers. *arXiv preprint arXiv:2212.09748*, 2022.

- Dustin Podell, Zion English, Kyle Lacey, Andreas Blattmann, Tim Dockhorn, Jonas Müller, Joe Penna, and Robin Rombach. Sdxl: Improving latent diffusion models for high-resolution image synthesis. *arXiv preprint arXiv:2307.01952*, 2023.
- Liao Qu, Huichao Zhang, Yiheng Liu, Xu Wang, Yi Jiang, Yiming Gao, Hu Ye, Daniel K Du, Zehuan Yuan, and Xinglong Wu. Tokenflow: Unified image tokenizer for multimodal understanding and generation. *arXiv preprint arXiv:2412.03069*, 2024.
- Alec Radford, Jong Wook Kim, Chris Hallacy, Aditya Ramesh, Gabriel Goh, Sandhini Agarwal, Girish Sastry, Amanda Askell, Pamela Mishkin, Jack Clark, Gretchen Krueger, and Ilya Sutskever. Learning transferable visual models from natural language supervision. In *ICML*, pp. 8748–8763, 2021.
- Rafael Rafailov, Archit Sharma, Eric Mitchell, Christopher D Manning, Stefano Ermon, and Chelsea Finn. Direct preference optimization: Your language model is secretly a reward model. *Advances in neural information processing systems*, 36:53728–53741, 2023.
- Zhihong Shao, Peiyi Wang, Qihao Zhu, Runxin Xu, Junxiao Song, Xiao Bi, Haowei Zhang, Mingchuan Zhang, YK Li, Yang Wu, et al. Deepseekmath: Pushing the limits of mathematical reasoning in open language models. *arXiv preprint arXiv:2402.03300*, 2024.
- Weijia Shi, Xiaochuang Han, Chunting Zhou, Weixin Liang, Xi Victoria Lin, Luke Zettlemoyer, and Lili Yu. Lmfusion: Adapting pretrained language models for multimodal generation. *arXiv preprint arXiv: 2412.15188*, 2024.
- Jascha Sohl-Dickstein, Eric Weiss, Niru Maheswaranathan, and Surya Ganguli. Deep unsupervised learning using nonequilibrium thermodynamics. In *ICML*, pp. 2256–2265, 2015.
- Chameleon Team. Chameleon: Mixed-modal early-fusion foundation models. *arXiv preprint arXiv:2405.09818*, 2024.
- Rui Tian, Mingfei Gao, Mingze Xu, Jiaming Hu, Jiasen Lu, Zuxuan Wu, Yinfei Yang, and Afshin Dehghan. Unigen: Enhanced training & test-time strategies for unified multimodal understanding and generation. *arXiv preprint arXiv:2505.14682*, 2025.
- Shengbang Tong, David Fan, Jiachen Zhu, Yunyang Xiong, Xinlei Chen, Koustuv Sinha, Michael Rabbat, Yann LeCun, Saining Xie, and Zhuang Liu. Metamorph: Multimodal understanding and generation via instruction tuning. *arXiv preprint arXiv:2412.14164*, 2024a.
- Shengbang Tong, Zhuang Liu, Yuexiang Zhai, Yi Ma, Yann LeCun, and Saining Xie. Eyes wide shut? exploring the visual shortcomings of multimodal llms. In *Proceedings of the IEEE/CVF Conference on Computer Vision and Pattern Recognition*, pp. 9568–9578, 2024b.
- Hugo Touvron, Thibaut Lavril, Gautier Izacard, Xavier Martinet, Marie-Anne Lachaux, Timothée Lacroix, Baptiste Rozière, Naman Goyal, Eric Hambro, Faisal Azhar, Aurélien Rodriguez, Armand Joulin, Edouard Grave, and Guillaume Lample. Llama: Open and efficient foundation language models. *CoRR*, abs/2302.13971, 2023.
- Aaron Van Den Oord, Oriol Vinyals, et al. Neural discrete representation learning. *NeurIPS*, 30, 2017.
- Guo-Hua Wang, Shanshan Zhao, Xinjie Zhang, Liangfu Cao, Pengxin Zhan, Lunhao Duan, Shiyin Lu, Minghao Fu, Xiaohao Chen, Jianshan Zhao, et al. Ovis-u1 technical report. *arXiv preprint arXiv:2506.23044*, 2025a.
- Haochen Wang, Anlin Zheng, Yucheng Zhao, Tiancai Wang, Zheng Ge, Xiangyu Zhang, and Zhaoxiang Zhang. Reconstructive visual instruction tuning. *arXiv preprint arXiv:2410.09575*, 2024a.
- Haochen Wang, Yucheng Zhao, Tiancai Wang, Haoqiang Fan, Xiangyu Zhang, and Zhaoxiang Zhang. Ross3d: Reconstructive visual instruction tuning with 3d-awareness. *arXiv preprint arXiv:2504.01901*, 2025b.

- Peiyu Wang, Yi Peng, Yimeng Gan, Liang Hu, Tianyidan Xie, Xiaokun Wang, Yichen Wei, Chuanxin Tang, Bo Zhu, Changshi Li, et al. Skywork unipic: Unified autoregressive modeling for visual understanding and generation. *arXiv preprint arXiv:2508.03320*, 2025c.
- Wenxuan Wang, Quan Sun, Fan Zhang, Yepeng Tang, Jing Liu, and Xinlong Wang. Diffusion feedback helps clip see better. *arXiv preprint arXiv:2407.20171*, 2024b.
- Xinlong Wang, Xiaosong Zhang, Zhengxiong Luo, Quan Sun, Yufeng Cui, Jinsheng Wang, Fan Zhang, Yueze Wang, Zhen Li, Qiyong Yu, et al. Emu3: Next-token prediction is all you need. *arXiv preprint arXiv:2409.18869*, 2024c.
- XuDong Wang, Xingyi Zhou, Alireza Fathi, Trevor Darrell, and Cordelia Schmid. Visual lexicon: Rich image features in language space. In *Proceedings of the Computer Vision and Pattern Recognition Conference*, pp. 19736–19747, 2025d.
- Yi Wang, Mushui Liu, Wanggui He, Longxiang Zhang, Ziwei Huang, Guanghao Zhang, Fangxun Shu, Zhong Tao, Dong She, Zhelun Yu, et al. Mint: Multi-modal chain of thought in unified generative models for enhanced image generation. *arXiv:2503.01298*, 2025e.
- Yuhan Wang, Siwei Yang, Bingchen Zhao, Letian Zhang, Qing Liu, Yuyin Zhou, and Cihang Xie. Gpt-image-edit-1.5 m: A million-scale, gpt-generated image dataset. *arXiv preprint arXiv:2507.21033*, 2025f.
- Hongyang Wei, Baixin Xu, Hongbo Liu, Cyrus Wu, Jie Liu, Yi Peng, Peiyu Wang, Zexiang Liu, Jingwen He, Yidan Xietian, et al. Skywork unipic 2.0: Building kontext model with online rl for unified multimodal model. *arXiv preprint arXiv:2509.04548*, 2025.
- Jason Wei, Xuezhi Wang, Dale Schuurmans, Maarten Bosma, Fei Xia, Ed Chi, Quoc V Le, Denny Zhou, et al. Chain-of-thought prompting elicits reasoning in large language models. *Advances in neural information processing systems*, 35:24824–24837, 2022.
- Chenfei Wu, Jiahao Li, Jingren Zhou, Junyang Lin, Kaiyuan Gao, Kun Yan, Sheng-ming Yin, Shuai Bai, Xiao Xu, Yilei Chen, et al. Qwen-image technical report. *arXiv preprint arXiv:2508.02324*, 2025a.
- Chenyuan Wu, Pengfei Zheng, Ruiran Yan, Shitao Xiao, Xin Luo, Yueze Wang, Wanli Li, Xiyang Jiang, Yexin Liu, Junjie Zhou, Ze Liu, Ziyi Xia, Chaofan Li, Haoge Deng, Jiahao Wang, Kun Luo, Bo Zhang, Defu Lian, Xinlong Wang, Zhongyuan Wang, Tiejun Huang, and Zheng Liu. Omnigen2: Exploration to advanced multimodal generation. *arXiv preprint arXiv:2506.18871*, 2025b.
- Junfeng Wu, Yi Jiang, Chuofan Ma, Yuliang Liu, Hengshuang Zhao, Zehuan Yuan, Song Bai, and Xiang Bai. Liquid: Language models are scalable multi-modal generators. *arXiv preprint arXiv:2412.04332*, 2024a.
- Size Wu, Zhonghua Wu, Zerui Gong, Qingyi Tao, Sheng Jin, Qinyue Li, Wei Li, and Chen Change Loy. Openuni: A simple baseline for unified multimodal understanding and generation. *arXiv preprint arXiv:2505.23661*, 2025c.
- Size Wu, Wenwei Zhang, Lumin Xu, Sheng Jin, Zhonghua Wu, Qingyi Tao, Wentao Liu, Wei Li, and Chen Change Loy. Harmonizing visual representations for unified multimodal understanding and generation. *arXiv preprint arXiv:2503.21979*, 2025d.
- Yecheng Wu, Zhuoyang Zhang, Junyu Chen, Haotian Tang, Dacheng Li, Yunhao Fang, Ligeng Zhu, Enze Xie, Hongxu Yin, Li Yi, et al. Vila-u: a unified foundation model integrating visual understanding and generation. *arXiv preprint arXiv:2409.04429*, 2024b.
- Enze Xie, Junsong Chen, Yuyang Zhao, Jincheng Yu, Ligeng Zhu, Chengyue Wu, Yujun Lin, Zhekai Zhang, Muyang Li, Junyu Chen, et al. Sana 1.5: Efficient scaling of training-time and inference-time compute in linear diffusion transformer. *arXiv preprint arXiv:2501.18427*, 2025a.
- Jinheng Xie, Weijia Mao, Zechen Bai, David Junhao Zhang, Weihao Wang, Kevin Qinghong Lin, Yuchao Gu, Zhijie Chen, Zhenheng Yang, and Mike Zheng Shou. Show-o: One single transformer to unify multimodal understanding and generation. In *ICLR*, 2025b.

- Jinheng Xie, Zhenheng Yang, and Mike Zheng Shou. Show-o2: Improved native unified multimodal models. *arXiv preprint arXiv:2506.15564*, 2025c.
- Zhiyuan Yan, Junyan Ye, Weijia Li, Zilong Huang, Shenghai Yuan, Xiangyang He, Kaiqing Lin, Jun He, Conghui He, and Li Yuan. Gpt-imgeval: A comprehensive benchmark for diagnosing gpt4o in image generation. *arXiv preprint arXiv:2504.02782*, 2025.
- An Yang, Baosong Yang, Beichen Zhang, Binyuan Hui, Bo Zheng, Bowen Yu, Chengyuan Li, Dayiheng Liu, Fei Huang, Haoran Wei, Huan Lin, Jian Yang, Jianhong Tu, Jianwei Zhang, Jianxin Yang, Jiayi Yang, Jingren Zhou, Junyang Lin, Kai Dang, Keming Lu, Keqin Bao, Kexin Yang, Le Yu, Mei Li, Mingfeng Xue, Pei Zhang, Qin Zhu, Rui Men, Runji Lin, Tianhao Li, Tingyu Xia, Xingzhang Ren, Xuancheng Ren, Yang Fan, Yang Su, Yichang Zhang, Yu Wan, Yuqiong Liu, Zeyu Cui, Zhenru Zhang, and Zihan Qiu. Qwen2.5 technical report. *arXiv preprint arXiv:2412.15115*, 2024a.
- Jian Yang, Dacheng Yin, Yizhou Zhou, Fengyun Rao, Wei Zhai, Yang Cao, and Zheng-Jun Zha. MMAR: towards lossless multi-modal auto-regressive probabilistic modeling. *arXiv preprint arXiv:2410.10798*, 2024b.
- Jingfeng Yao, Bin Yang, and Xinggong Wang. Reconstruction vs. generation: Taming optimization dilemma in latent diffusion models. In *Proceedings of the Computer Vision and Pattern Recognition Conference*, pp. 15703–15712, 2025.
- Yang Ye, Xianyi He, Zongjian Li, Bin Lin, Shenghai Yuan, Zhiyuan Yan, Bohan Hou, and Li Yuan. Imgedit: A unified image editing dataset and benchmark. *arXiv preprint arXiv:2505.20275*, 2025.
- Sihyun Yu, Sangkyung Kwak, Huiwon Jang, Jongheon Jeong, Jonathan Huang, Jinwoo Shin, and Saining Xie. Representation alignment for generation: Training diffusion transformers is easier than you think. *arXiv preprint arXiv:2410.06940*, 2024.
- Xiang Yue, Yuansheng Ni, Tianyu Zheng, Kai Zhang, Ruoqi Liu, Ge Zhang, Samuel Stevens, Dongfu Jiang, Weiming Ren, Yuxuan Sun, Cong Wei, Botao Yu, Ruibin Yuan, Renliang Sun, Ming Yin, Boyuan Zheng, Zhenzhu Yang, Yibo Liu, Wenhao Huang, Huan Sun, Yu Su, and Wenhua Chen. MMMU: A massive multi-discipline multimodal understanding and reasoning benchmark for expert AGI. In *CVPR*, pp. 9556–9567. IEEE, 2024.
- Xiaohua Zhai, Basil Mustafa, Alexander Kolesnikov, and Lucas Beyer. Sigmoid loss for language image pre-training, 2023.
- Hong Zhang, Zhongjie Duan, Xingjun Wang, Yingda Chen, Yuze Zhao, and Yu Zhang. Nexus-gen: A unified model for image understanding, generation, and editing. *arXiv preprint arXiv:2504.21356*, 2025a.
- Xinjie Zhang, Jintao Guo, Shanshan Zhao, Minghao Fu, Lunhao Duan, Jiakui Hu, Yong Xien Chng, Guo-Hua Wang, Qing-Guo Chen, Zhao Xu, et al. Unified multimodal understanding and generation models: Advances, challenges, and opportunities. *arXiv preprint arXiv:2505.02567*, 2025b.
- Zechuan Zhang, Ji Xie, Yu Lu, Zongxin Yang, and Yi Yang. In-context edit: Enabling instructional image editing with in-context generation in large scale diffusion transformer. *arXiv preprint arXiv:2504.20690*, 2025c.
- Chunting Zhou, LILI YU, Arun Babu, Kushal Tirumala, Michihiro Yasunaga, Leonid Shamis, Jacob Kahn, Xuezhe Ma, Luke Zettlemoyer, and Omer Levy. Transfusion: Predict the next token and diffuse images with one multi-modal model. In *ICLR*, 2025.
- Jinguo Zhu, Weiyun Wang, Zhe Chen, Zhaoyang Liu, Shenglong Ye, Lixin Gu, Hao Tian, Yuchen Duan, Weijie Su, Jie Shao, et al. Internvl3: Exploring advanced training and test-time recipes for open-source multimodal models. *arXiv preprint arXiv:2504.10479*, 2025.

We provide additional information in the supplementary material, as outlined below:

- **Sec. A:** Brief introduction to different image generation paradigms.
- **Sec. B:** Difference Between RECA and Classifier-Free Guidance (CFG).
- **Sec. C:** Prompt templates for RECA.
- **Sec. D:** Further implementation details for RECA implementation and evaluation.
- **Sec. E:** Additional experimental results and analysis.
- **Sec. F:** Limitations and future work for RECA.
- **Sec. G:** Generated captions for figures in the DEMO.
- **Sec. H:** Additional qualitative results on image editing tasks.
- **Sec. I:** More uncurated qualitative examples for text-to-image generation.
- **Sec. J:** The Use of Large Language Models (LLMs).

A PRELIMINARIES OF IMAGE GENERATION PARADIGMS

A.1 AUTOREGRESSIVE (AR) PARADIGM

Autoregressive paradigms use image tokenizer (Van Den Oord et al., 2017; Esser et al., 2021; Chang et al., 2022) and treat images as a sequence of discrete tokens, predicting each token in turn. The joint likelihood factorizes as:

$$p(x) = \prod_{i=1}^N p_{\theta}(x_i | \mathbf{x}_{<i}),$$

$$\mathcal{L}_{\text{AR}} = -\mathbb{E}_{x \sim p_{\text{data}}} \sum_{i=1}^N \log p_{\theta}(x_i | \mathbf{x}_{<i}),$$
(4)

where the model is trained by minimizing the cross-entropy of each next-token prediction. At sampling time, tokens are drawn sequentially ($x_1 \sim p_{\theta}(x_1)$, $x_2 \sim p_{\theta}(x_2 | x_1)$, etc.). Models such as Chameleon (Team, 2024) and Janus (Chen et al., 2025d) append AR paradigms onto LLM’s LM head.

MaskGIT (Chang et al., 2022) extends the AR paradigm by parallel prediction with random masks. Given a tokenized image sequence $\mathbf{y} = (y_1, \dots, y_N)$, where N is the number of discrete tokens obtained from a image tokenizer’s codebook of size K , and a binary mask vector $\mathbf{m} = (m_1, \dots, m_N)$ with $m_i = 1$ indicating that position i is masked, the model is trained with the masked prediction loss:

$$\mathcal{L}_{\text{mask}} = -\mathbb{E}_{\mathbf{y}, \mathbf{m}} \sum_{i=1}^N m_i \log p_{\theta}(y_i | \mathbf{y}^M)$$
(5)

where \mathbf{y}^M denotes the input sequence with masked tokens replaced by a special [MASK] symbol. During inference, the model starts from a fully masked input and iteratively fills it with predicted image tokens. At step t , the model predicts distributions $p_i^t = p_{\theta}(y_i | \mathbf{y}^{M,t})$ for all currently masked positions, where $p_i^{(t)}$ is a categorical distribution over the K image tokens. The confidence score is defined as $c_i^t = \max_j p_{ij}^t$, i.e., the maximum probability across categories. A scheduling function $\gamma(t/T)$, where T is the total number of refinement steps, controls the number of tokens to remain masked:

$$n_t = \lfloor N \cdot \gamma(t/T) \rfloor,$$

$$m_i^{(t+1)} = \mathbb{1} \left[c_i^{(t)} \leq \text{the } n_t\text{-th smallest confidence} \right].$$
(6)

This process progressively decreases the mask ratio until the full image token sequence is generated. In contrast to autoregressive next-token prediction, MaskGIT decodes multiple tokens in parallel with bidirectional context, achieving faster sampling and higher generation fidelity. UMMs such as Show-o (Xie et al., 2025b) use this paradigm.

A.2 DIFFUSION AND FLOW-MATCHING PARADIGM

Diffusion-based paradigm (Sohl-Dickstein et al., 2015; Ho et al., 2020) learns a gradual noising process from Gaussian distribution. The forward (diffusion) process progressively corrupts a clean image $\mathbf{x}_0 \sim p_{\text{data}}$ into pure Gaussian noise \mathbf{x}_T :

$$\begin{aligned} q(\mathbf{x}_t | \mathbf{x}_{t-1}) &= \mathcal{N}(\mathbf{x}_t; \sqrt{1 - \beta_t} \mathbf{x}_{t-1}, \beta_t \mathbf{I}), \\ q(\mathbf{x}_t | \mathbf{x}_0) &= \mathcal{N}(\mathbf{x}_t; \sqrt{\bar{\alpha}_t} \mathbf{x}_0, (1 - \bar{\alpha}_t) \mathbf{I}), \end{aligned} \quad (7)$$

where $\beta_t \in (0, 1)$ are pre-defined hyperparameters, $\alpha_t = 1 - \beta_t$, and $\bar{\alpha}_t = \prod_{s=1}^t \alpha_s$. The model θ learns the reverse denoising distribution:

$$p_\theta(\mathbf{x}_{t-1} | \mathbf{x}_t) = \mathcal{N}(\mathbf{x}_{t-1}; \mu_\theta(\mathbf{x}_t, t, z), \sigma_t^2 \mathbf{I}), \quad (8)$$

and is trained with the noise prediction loss:

$$\begin{aligned} \mathcal{L}_{\text{diff}} &= \mathbb{E}_{\mathbf{x}_0, \epsilon, t, z} [\|\epsilon - \epsilon_\theta(\mathbf{x}_t, t, z)\|^2], \\ \mathbf{x}_t &= \sqrt{\bar{\alpha}_t} \mathbf{x}_0 + \sqrt{1 - \bar{\alpha}_t} \epsilon, \quad \epsilon \sim \mathcal{N}(0, \mathbf{I}). \end{aligned} \quad (9)$$

Here $\epsilon_\theta(\mathbf{x}_t, t, z)$ is the predicted noise given the noisy input \mathbf{x}_t , timestep t and condition signal z . Generation starts from $\mathbf{x}_T \sim \mathcal{N}(0, \mathbf{I})$ and applies the learned reverse process until \mathbf{x}_0 is recovered.

Instead of discrete noising steps, flow-matching (Lipman et al., 2023) defines a continuous trajectory $\{\mathbf{x}_t\}_{t \in [0, 1]}$ that transports a prior distribution p_0 (e.g. Gaussian noise at $t = 0$) into the data distribution p_1 ($t = 1$). In ordinary differential equation (probability flow ODE):

$$\frac{d}{dt} \mathbf{x}(t) = u_\theta(\mathbf{x}(t), t, z), \quad (10)$$

where u_θ is a neural velocity (vector) field. The ground-truth target field $u^*(x, t, z)$ can be derived from an optimal coupling between p_0 and p_1 , and training minimizes:

$$\mathcal{L}_{\text{flow}} = \mathbb{E}_{\mathbf{x}, t, z} [\|u_\theta(\mathbf{x}, t, z) - u^*(\mathbf{x}, t, z)\|^2]. \quad (11)$$

Rectified flow (Liu et al., 2022) simplifies this by defining a linear interpolation:

$$\mathbf{x}(t) = (1 - t)\mathbf{x}(0) + t\epsilon, \quad \epsilon \sim \mathcal{N}(0, \mathbf{I}), \quad (12)$$

so that the target velocity field is available in closed form:

$$u^*(\mathbf{x}(t), t, z) = \frac{d}{dt} \mathbf{x}(t) = \epsilon - \mathbf{x}(0). \quad (13)$$

Diffusion adds Gaussian noise at each step with variance β_t , whereas rectified flow directly defines a continuous interpolation between data and noise. UMMs such as BAGEL (Zhou et al., 2025), Janusflow (Ma et al., 2024b) and Metaqueries (Pan et al., 2025b; Wu et al., 2025c) append these paradigms above onto LLM.

A.3 MASKED AUTOREGRESSIVE (MAR) PARADIGM

MAR (Li et al., 2024) is a mask-based generation paradigm similar to MaskGIT, but it generalizes AR without vector quantization. Specifically, MAR employs a diffusion decoder to generate images with continuous tokens in the transformer.

Inference also differs from MaskGIT: **(I)** MAR predicts continuous features instead of logits over discrete codes, and **(II)** while MaskGIT fills the most confident logits, MAR stochastically samples denoised patches at each step. UMMs such as Fluid (Fan et al., 2025b) and Harmon (Wu et al., 2025d) follow this design.

B DIFFERENCE BETWEEN RECA AND CLASSIFIER-FREE GUIDANCE (CFG)

Classifier-free guidance (CFG (Ho & Salimans, 2022)) is typically used to improve image generation fidelity. At each generation step, we compute a conditional prediction \mathbf{o}_{cond} and an unconditional prediction $\mathbf{o}_{\text{uncond}}$, where \mathbf{o} denotes either the autoregressive head’s logits or the diffusion head’s predicted noise, as we introduced in Sec. A. The output is given by:

$$\mathbf{o} = (1 + \omega) \mathbf{o}_{\text{cond}} - \omega \mathbf{o}_{\text{uncond}}, \quad (14)$$

with ω the guidance scale. RECA is conceptually orthogonal to CFG. Whereas CFG relies on contrast between a conditional and a null-text (or template) prompt, RECA leverages embeddings from the visual understanding encoder as dense prompts for reconstruction-based alignment. The two techniques are fully compatible and can be applied together.

C PROMPT TEMPLATES FOR RECA

For template diversification in RECA post-training, we utilize GPT-o3 to generate 360 distinct prompt templates based on the seed template "Describe the image in detail." Below are representative examples from our template collection:

- "Provide a detailed description of the image."
- "What can you observe in this image? Please describe it comprehensively."
- "Analyze and describe the visual elements present in this image."
- "Give a thorough description of what you see in the image."
- "Examine the image carefully and provide a detailed account."
- "Describe the contents of this image in detail."
- "What does this image show? Please provide a comprehensive description."
- "Offer a detailed visual analysis of the image."
- "Describe all the visual elements you can identify in this image."
- "Provide an in-depth description of what is depicted in the image."

The complete collection of 360 templates varies in linguistic structure, complexity, and prompting style while maintaining the core objective of triggering detailed image descriptions.

D EXPERIMENTAL SETUP

Implementation Details. We post-train all models on a single NVIDIA A100 (80 GB) GPU. Table 8 presents the detailed hyper-parameter configurations for all models, including Show-o (256²/512²), Harmon (0.5B/1.5B), OpenUni (1.6B/3.6B), and BAGEL (14B). The table includes optimization settings, trainable modules, and loss weights used during RECA post-training. Hyper-parameters not listed in Table 8 follow the original open-source baselines. All λ_{2i} is set to 0.

For experiments that report averaged metrics (rows marked with * in Table 1), we run 12 repetitions using random seeds $\{0, 1, \dots, 11\}$; other experiments default to seed 0 unless otherwise stated. At

Table 8: Fine-tuning hyperparameter setup.

	Show-o		Harmon		OpenUni		BAGEL
	256 ²	512 ²	0.5B	1.5B	1.6B	3.6B	14B
Optimization							
Optimizer	AdamW	AdamW	AdamW	AdamW	AdamW	AdamW	AdamW
Learning rate	5e-7	5e-7	1e-5	1e-5	1e-5	1e-5	4e-5
β	(0.9, 0.999)	(0.9, 0.999)	(0.9, 0.95)	(0.9, 0.95)	(0.9, 0.95)	(0.9, 0.95)	(0.9, 0.95)
weight decay	0.01	0.01	0.01	0.01	0.01	0.01	0.01
warmup steps	1000	1000	500	500	50	50	1000
Training steps	5K	5K	3K	5K	5K	5K	1K
Grad. accumulation	5	5	2	2	16	16	1
Per-GPU batch size	4	2	96	48	42	20	8 (6 GPUs)
Training time (hours)	4	9	7	12.5	2	3	4.5
Trainable modules							
Frozen parts	CLIP		—		MLLM		Und. Expert
Loss weights							
λ_{i2i}	1.0		1.0		0.0		0.0
λ_{RECA}	1.0		1.0		1.0		1.0

inference time, we execute Show-o, Harmon, and OpenUni on an NVIDIA RTX 4090 (24 GB), while BAGEL inference remains on the A100.

Evaluation Details. Following previous work, we evaluate text-to-image generation capabilities using GenEval (Ghosh et al., 2023), DPGBench (Hu et al., 2024) and WISE (Niu et al., 2025). Our baselines include: (I) *Generation-only models*: SD3-Medium (Esser et al., 2024), SDXL (Podell et al., 2023), SANA-1.5 (Xie et al., 2025a), Emu3-Gen (Wang et al., 2024c), FLUX-dev (BlackForest, 2024), Playground-v3 (Liu et al., 2024a), and DALL-E 3 (Betker et al., 2023). (II) *Unified multimodal models*: Show-o (Xie et al., 2025b), Harmon (Wu et al., 2025d), Janus-pro (Chen et al., 2025c), OmniGen2 (Wu et al., 2025b), BLIP3-o (Chen et al., 2025a), BAGEL (Deng et al., 2025), Show-o2 (Xie et al., 2025c), UniWorld-V1 (Lin et al., 2025), Ovis-U1 (Wang et al., 2025a), and GPT-4o-Image (OpenAI, 2024). For enhanced statistical reliability, we reproduced some models using 12 random seeds (tripling the standard 4 seeds).

For image editing evaluation, we employ ImgEdit (Ye et al., 2025) and GEdit-Bench-EN (Liu et al., 2025) benchmarks. We exclude GPT-4o-Image and its distillation-trained models due to poor identity preservation. We select BAGEL (Deng et al., 2025), and FLUX-Kontext (Labs et al., 2025) as our primary baselines. Notably, we compare with the concurrent work BAGEL-NHR (Kuprashevich et al., 2025), which employs supervised fine-tuning (SFT) using 300,000 high-quality image editing data. Due to changes in the GPT API version and benchmark maintenance issues, the leaderboard scores exhibit significant variance and are difficult to reproduce. Therefore, we report our own local evaluations for consistency. Following the original benchmark, we use gpt-4.1-2025-04-14 for ImgEdit evaluation and gpt-4o-2024-11-20 for GEdit-Bench-EN evaluation.

Training Data. Due to limited availability of UMM training data, we use the high-quality open-source MidjourneyV6 dataset (CortexLM, 2024) (MIT License) for Show-o, Harmon, and OpenUni.

For BAGEL, initial experiments using MidjourneyV6 data led to significantly higher initial losses and degraded image quality, which we attribute to distribution mismatch because MidjourneyV6 images are outside BAGEL’s original training distribution, as shown in Figure 10. Therefore, we use 10,000 1024 × 1024 FLUX-generated (BlackForest, 2024) images from Text-to-Image-




Figure 10: **Distribution mismatch affects BAGEL image quality.** Zoom in for detailed view.




Figure 11: **GenEval template leakage in BLIP3o-60k.** Examples from BLIP3o-60k that mirror GenEval templates, creating evaluation bias for models trained on this dataset.

2M (jackyhate, 2024) (MIT License), as BAGEL was originally trained on FLUX-generated images (Deng et al., 2025), ensuring better distribution alignment and training stability.

As we discussed in Sec. 2.2, to preserve visual understanding capabilities of UMMs with shared parameters for both understanding and generation (Show-o and Harmon), we also incorporate LLaVA Mix-665K (Liu et al., 2024b) (CC BY 4.0); for BAGEL and OpenUni, we set $\lambda_{i2t} = 0$.

GPT-4o-Image distillation data (e.g., BLIP3o-60k) can boost GenEval and DPGBenchmark scores by 5~7% on average (Chen et al., 2025a). However, these datasets contain GenEval prompt templates, creating evaluation bias which we call **GenEval Template Leakage**. In our primary experiments, we deliberately avoid BLIP3o-60k to ensure fair comparison. We provide a detailed analysis of this leakage issue in Sec E.1.

E MORE EXPERIMENTAL RESULTS AND ANALYSIS

We present additional qualitative text-to-image generation and image editing results in Figure 8 and Figure 9. The detailed captions of T2I results are listed in Appendix G.

E.1 GEN EVAL TEMPLATE LEAKAGE

GenEval (Ghosh et al., 2023) is a text-to-image evaluation benchmark which includes six sub-tasks: *Single Object*, *Two Objects*, *Color*, *Color Attributes*, *Counting*, and *Position*. The templates for these six sub-tasks are as follows:

- **Single Object:** a photo of a {object}.
- **Two Objects:** a photo of a {object1} and a {object2}.
- **Color:** a photo of a {color} {object}.
- **Color Attri.:** a photo of a {color} {object1} and a {color} {object2}.
- **Counting:** a photo of {count} {object}.
- **Position:** a photo of a {object} {spatial relationship} {object}.

However, we find that the BLIP3o-60k dataset (Chen et al., 2025a), distilled from GPT-4o-Image, contains 7,000 text-image pairs that nearly duplicate these templates. As shown in Figure 11, many training examples align closely with GenEval prompts, raising a serious risk of evaluation contamination. Models trained on BLIP3o-60k may gain unfair advantages by having effectively seen test-like data during training.

To ensure fair comparison, we evaluate both the full BLIP3o-60k dataset and a cleaned version with these 7,000 pairs removed. With the full set, SFT attains an inflated GenEval score of 84.95, but after removal drops to 80.88 (-4.07). In contrast, DPGBenchmark remains unchanged (+0.05), confirming that these pairs only boost GenEval-specific performance rather than general generation capability. Thus, BLIP3o-60k reflects benchmark-targeted instruction tuning rather than a universal solution.

RECA achieves comparable performance and superior robustness. Using the full BLIP3o-60k dataset, RECA reaches 85.21 on GenEval, matching the benefit of SFT while requiring only unla-

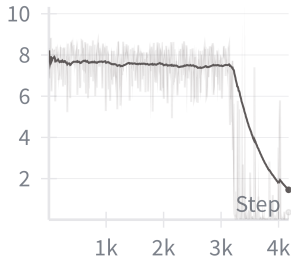


Figure 12: **Token copying collapse and mitigation for Show-o’s VQGAN-understanding variant.** *Left:* Cross-entropy loss plunges after 3,000 steps when training at 512×512 , revealing that the model copies tokens from the target sequence. *Right:* Quantitative results of Show-o under different reconstruction inputs.

beled data and self-supervision. Crucially, on DPGBench RECA surpasses SFT (86.50 vs. 85.19), despite BLIP3o-60k containing dense-prompt data favorable to SFT. When 7,000 data are removed, RECA declines by only 0.45 and retains its DPGBench score. This robustness underscores that RECA provides a generalizable alignment signal, avoiding benchmark leakage and overfitting.

E.2 SHOW-O WITH IMAGE TOKENIZATION

Naive 512×512 reconstruction collapses. When we post-train the Show-o VQGAN variant at 512×512 resolution, which uses a VQGAN image tokenizer as the visual understanding encoder, the cross-entropy loss of RECA rapidly drops to nearly zero and the model degenerates, as shown in Figure 12. We observe that the model simply copies tokens from the input sequence instead of learning a meaningful conditioning. To mitigate this token-copying behavior, we explore three strategies:

- Resizing inputs to 256×256 , which aligns with the configuration in Sec. 2.2 and feeds the visual encoder its minimum supported resolution.
- Resizing inputs to 128×128 .
- Blurring the input image by downsampling it by $8\times$ and then upsampling back.

The blurred reconstruction variant yields the highest GenEval and DPGBench scores but slightly deteriorates WISE reasoning accuracy. Resizing inputs to 256×256 offers the best balance across all metrics. In contrast, 128×128 inputs fall outside Show-o’s pretraining distribution and significantly reduce both GenEval and DPGBench scores.

Why gains trail the CLIP-understanding variant. Even with these stabilizations, post-training improvements remain smaller than on the CLIP variant. Notably, the tokenizer variant starts from higher performance (68.7/83.63 vs. 66.2/82.21), yet after RECA the 256×256 reconstruction reaches only 70.61/84.77 compared with 72.3/84.94 for the Show-o CLIP variant. This gap is consistent with the weaker semantic representations provided by the VQGAN tokenizer and the lower visual understanding capacity of the Show-o tokenizer variant, leaving RECA with less high-level signal to leverage.

E.3 COMPREHENSIVE QUANTITATIVE RESULTS

We provide comprehensive quantitative analysis of RECA across all evaluated unified multimodal models in this section. Table 9 shows the full comparison between RECA post-trained Harmon-1.5B and previous models. Table 10 shows RECA’s consistent performance improvements across all evaluated architectures, with particularly notable gains in positional understanding and color attribution tasks. The detailed WISE benchmark results in Table 11 reveal that RECA primarily enhances semantic alignment capabilities while showing modest improvements in reasoning-intensive tasks.

Table 9: **Results on GenEval and DPGBench.** Scores marked with (*) are our reproduced results using 12 random seeds. We use Harmon-1.5B as our base model and post-train it with RECA. The gray-colored rows denote private models, and their results are cited from (Yan et al., 2025; Geng et al., 2025). Arrows (\uparrow) denote that higher is better.

Model	Params	GenEval \uparrow							DPG \uparrow
		Single Obj.	Two Obj.	Counting	Colors	Position	Color Attri.	Overall	Score
<i>Generation Only Models</i>									
SD3-Medium	2B	0.99	0.94	0.72	0.89	0.33	0.60	0.74	84.08
SDXL	2.6B	0.98	0.74	0.39	0.85	0.15	0.23	0.55	74.65
SANA-1.5	4.8B	0.99	0.93	0.86	0.84	0.59	0.65	0.81	84.70
Emu3-Gen	8B	0.98	0.71	0.34	0.81	0.17	0.21	0.54	80.60
FLUX-dev	12B	0.99	0.85	0.74	0.79	0.21	0.48	0.68	84.00
Playground-v3	24B	0.99	0.95	0.72	0.82	0.50	0.54	0.76	87.06
DALL-E 3	–	0.96	0.87	0.47	0.83	0.43	0.45	0.67	83.50
<i>Unified Multimodal Models</i>									
GPT-4o-Image	–	0.99	0.92	0.85	0.89	0.74	0.71	0.84	86.23
Show-o*	1.3B	0.98	0.84	0.67	0.82	0.30	0.52	0.69	83.63
Harmon*	1.5B	0.99	0.87	0.69	0.86	0.45	0.51	0.73	80.93
Show-o2	7B	1.00	0.87	0.58	0.92	0.52	0.62	0.76	86.14
Janus-Pro	7B	0.99	0.89	0.59	0.90	0.79	0.66	0.80	84.33
BAGEL*	14B	0.99	0.93	0.80	0.86	0.51	0.63	0.79	84.03
RECA	1.5B	1.00	0.98	0.71	0.93	0.76	0.77	0.86	87.21
<i>Unified Multimodal Models Trained with GPT-4o Data</i>									
Ovis-U1	3.6B	0.98	0.98	0.90	0.92	0.79	0.75	0.89	83.72
OmniGen2	7B	1.00	0.95	0.64	0.88	0.55	0.76	0.80	83.57
BLIP3-o*	8B	1.00	0.92	0.63	0.91	0.86	0.67	0.83	80.73
UniWorld-V1	20B	0.99	0.93	0.79	0.89	0.49	0.70	0.80	–
RECA	1.5B	1.00	0.97	0.76	0.94	0.91	0.83	0.90	88.15

Table 10: **RECA brings consistent performance gains to various UMM frameworks.** We show the performance gains after applying RECA to different unified multimodal models. All models are evaluated on GenEval, DPGBench, and WISE benchmarks.

Model	RECA	GenEval							DPG
		Single	Two	Count	Color	Position	Attri.	Overall	
Show-o-256	\times	97.4	63.3	52.1	82.3	14.2	30.3	56.6	70.65
	\checkmark	97.4 (0.0)	73.6 (+10.3)	56.0 (+3.9)	83.8 (+1.5)	20.3 (+6.1)	40.2 (+9.9)	61.9 (+5.3)	75.70 (+5.05)
Show-o-512	\times	97.2	80.3	61.9	78.2	27.3	52.3	66.2	82.21
	\checkmark	98.2 (+1.0)	90.6 (+10.3)	66.8 (+4.9)	84.1 (+5.9)	37.4 (+10.1)	56.8 (+4.5)	72.3 (+6.1)	84.94 (+2.73)
OpenUni-1.6B	\times	96.8	63.3	46.4	80.1	18.5	30.8	56.0	76.29
	\checkmark	97.1 (+0.3)	84.3 (+21.0)	57.4 (+11.0)	83.5 (+3.4)	44.3 (+25.8)	56.0 (+25.2)	70.4 (+14.4)	80.45 (+4.16)
OpenUni-3.6B	\times	99.1	71.8	51.9	83.9	23.3	41.6	61.9	79.02
	\checkmark	99.1 (0.0)	92.7 (+20.9)	52.3 (+0.4)	87.1 (+3.2)	43.8 (+20.5)	70.3 (+28.7)	74.1 (+12.2)	82.75 (+3.73)
Harmon-0.5B	\times	99.7	80.5	55.8	86.7	32.2	49.7	67.6	80.12
	\checkmark	99.9 (+0.2)	92.3 (+11.8)	59.4 (+1.6)	91.7 (+5.0)	58.5 (+26.3)	70.7 (+21.0)	78.7 (+11.1)	84.67 (+4.55)
Harmon-1.5B	\times	99.4	87.3	68.7	86.4	44.9	51.1	72.9	80.93
	\checkmark	99.9 (+0.5)	97.7 (+10.4)	71.4 (+2.7)	92.6 (+6.2)	75.7 (+30.8)	76.6 (+25.5)	85.7 (+12.8)	87.21 (+6.28)
BAGEL	\times	99.1	93.0	79.9	86.0	51.3	63.4	78.8	84.03
	\checkmark	99.3 (+0.2)	93.9 (+0.9)	80.3 (+0.4)	87.6 (+1.6)	60.8 (+9.5)	72.6 (+9.2)	82.4 (+3.6)	85.29 (+1.26)

E.4 GEN EVAL SUBTASK DYNAMICS

How do individual GenEval subtasks evolve? Figure 13 shows that RECA primarily boosts performance within the first 3k \sim 5k steps before convergence. *Single Object* and *Two Objects* success rates are already saturated and quickly flatten once they touch the ceiling. *Color* continues to climb through the entire run, indicating sustained improvements in attribute grounding. *Position* rises sharply before 5k steps and then stabilizes at its ceiling. *Color Attributes* accuracy peaks around 5k steps and then gently drops as we optimize for other objectives. *Counting* exhibits only minor fluctuations without a clear upward trend, matching the limitation we discuss in Appendix F. Un-

Table 11: **WISE benchmark results.** Performance on reasoning-based text-to-image generation. Harmon and OpenUni exhibit zero-shot improvement but Show-o and BAGEL do not.

Model	RECA	Cultural	Time	Space	Biology	Physics	Chemistry	Overall
Show-o-256	✗	0.27	0.38	0.45	0.26	0.37	0.24	0.33
	✓	0.28 (+0.01)	0.40 (+0.02)	0.46 (+0.01)	0.27 (+0.01)	0.38 (+0.01)	0.24 (0.00)	0.34 (+0.01)
Show-o-512	✗	0.31	0.42	0.55	0.31	0.48	0.32	0.40
	✓	0.31 (0.00)	0.42 (0.00)	0.56 (+0.01)	0.32 (+0.01)	0.50 (+0.02)	0.30 (-0.02)	0.40 (0.00)
OpenUni-1.6B	✗	0.40	0.41	0.54	0.35	0.52	0.36	0.43
	✓	0.40 (0.00)	0.46 (+0.05)	0.56 (+0.02)	0.42 (+0.07)	0.54 (+0.02)	0.34 (-0.02)	0.45 (+0.02)
OpenUni-3.6B	✗	0.36	0.38	0.59	0.43	0.50	0.34	0.43
	✓	0.52 (+0.16)	0.51 (+0.13)	0.69 (+0.10)	0.50 (+0.07)	0.64 (+0.14)	0.40 (+0.06)	0.54 (+0.11)
Harmon-0.5B	✗	0.28	0.39	0.41	0.31	0.38	0.22	0.33
	✓	0.33 (+0.05)	0.43 (+0.04)	0.54 (+0.13)	0.38 (+0.07)	0.48 (+0.10)	0.24 (+0.02)	0.40 (+0.07)
Harmon-1.5B	✗	0.38	0.48	0.52	0.37	0.44	0.29	0.41
	✓	0.44 (+0.06)	0.58 (+0.10)	0.57 (+0.05)	0.48 (+0.11)	0.58 (+0.14)	0.32 (+0.03)	0.50 (+0.09)
BAGEL	✗	0.42	0.53	0.64	0.42	0.57	0.43	0.50
	✓	0.43 (+0.01)	0.51 (-0.02)	0.67 (+0.03)	0.46 (+0.04)	0.59 (+0.02)	0.46 (+0.03)	0.52 (+0.02)

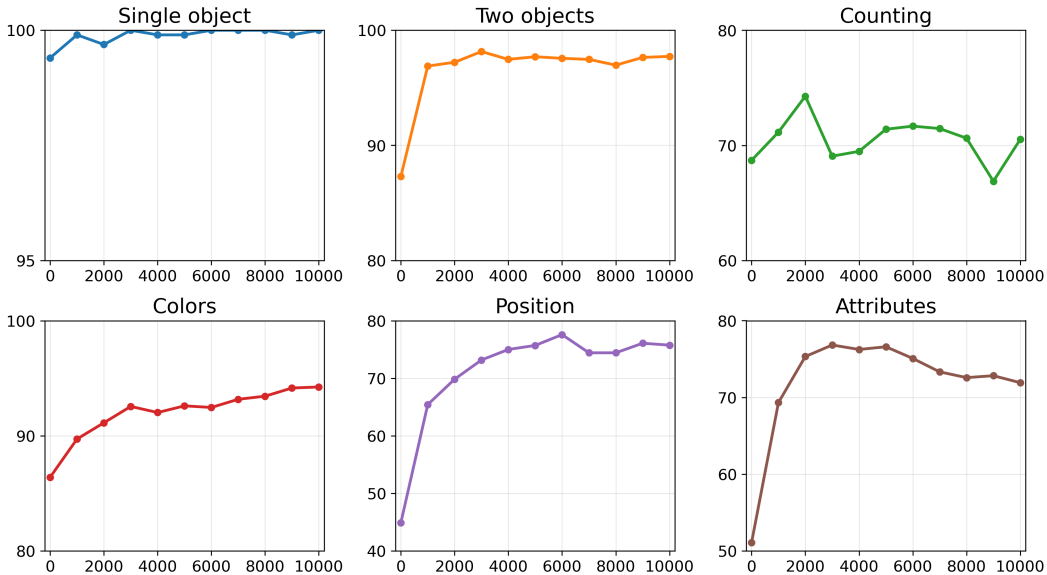


Figure 13: **GenEval subtask performance dynamic during RECA training.** We plot the Harmon-1.5B scores for each GenEval component at different training steps.

Understanding how to balance different subtasks for finer-grained control is an important direction for future work.

E.5 FURTHER DISCUSSION ON EXPERIMENT RESULTS

Why the improvements on Show-o is modest? (I) The CLIP used in Show-o exhibits insufficient high-level semantic information (Tong et al., 2024b), which limits the upperbound of RECA. (II) Show-o’s codebook has only 4096 tokens, fundamentally limits its representational capacity and generation performance.

Why the text-to-image generation improvements on BAGEL is modest? (I) The data and computational resources prevent the full exploitation of the potential benefits of RECA. (II) BAGEL’s pre-existing image editing training, which conditions on both SigLIP (Zhai et al., 2023) and VAE (Kingma & Welling, 2013) features, has already endowed the model with good capabilities for semantic-level reconstruction. It constrains the improvement space in generation tasks, while correspondingly enabling substantial enhancements in image editing capabilities.

F LIMITATIONS AND FUTURE WORK

Despite the effectiveness of RECA across various unified multimodal models (UMMs), our approach has several limitations that warrant discussion:

The improvements on the counting task are minor. As shown in Table 10, the model’s gains on counting are not substantial. We attribute this to object number being a mid-level visual feature that current MLLMs are not adept at extracting. BLINK (Fu et al., 2024) points out that the information required by high-level semantic tasks (e.g., distinguishing left from right, identifying color) can often be captured and leveraged in linguistic form, whereas counting resists language-only mediation in MLLMs. Consequently, RECA primarily enhances the model’s generative ability on tasks directly tied to high-level semantics, such as color attributes and positional relations. Improving counting may require the mixture training objective of high-quality counting datasets or the incorporation of reinforcement learning techniques.

Architecture-specific constraints. RECA still exhibits limited effectiveness on BLIP-3o. As illustrated in Figure 14, BLIP-3o possesses inherent image reconstruction capabilities. Application of RECA fails to improve reconstruction or text-to-image generation quality, likely because BLIP-3o’s pre-training already incorporates strong reconstruction objectives, rendering additional reconstruction training counterproductive.

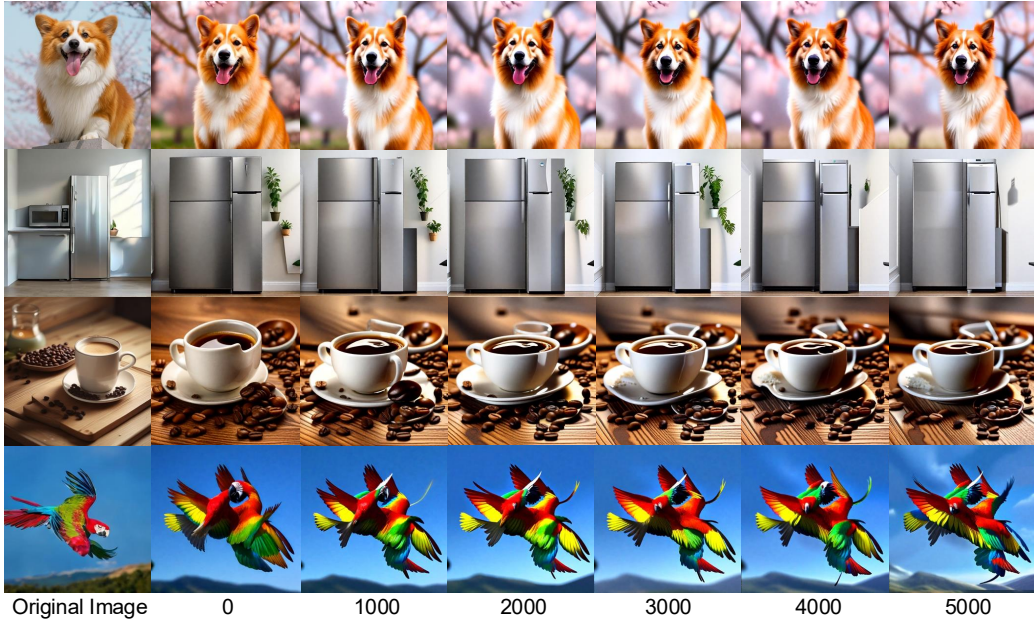


Figure 14: **BLIP-3o reconstruction results.** We observe that BLIP-3o possesses inherent image reconstruction capabilities. Following RECA application, reconstruction quality exhibits degradation rather than improvement, suggesting that BLIP-3o incorporates reconstruction objectives during pre-training.

G GENERATED CAPTIONS

G.1 CAPTIONS FOR FIGURE 2

10-word Caption: Kitten and puppy cuddle warmly under a cozy yellow blanket.

100-word Caption: A heartwarming scene of pure companionship unfolds on a soft white bed where a tiny tabby kitten and a tricolor Corgi puppy nestle side by side. Wrapped gently under a fluffy mustard-yellow blanket, they gaze curiously at the viewer with wide, innocent eyes. The kitten’s delicate stripes and the puppy’s soft fur blend harmoniously under the golden tones of the

blanket, creating a tender atmosphere filled with comfort and warmth. Their small heads rest close, touching lightly, as if they've found solace in each other's presence. The peaceful bedroom backdrop adds a serene touch to this moment of affection.

500-word Caption: In a warmly lit bedroom, the tranquil quiet of the morning is broken only by the soft breaths of two unlikely yet inseparable companions. Upon a pristine white bed, layered with thick cotton sheets and plush pillows, lies a tender tableau of comfort and innocence: a tabby kitten and a tricolor Corgi puppy, curled gently together beneath a soft, fleece mustard-yellow blanket. Their eyes are wide and bright, reflecting a mixture of curiosity and calm, as if they've just woken up from a shared dream. The kitten is small, delicate, with a soft grayish-brown tabby pattern running across its fur like brushstrokes. Its tiny paws are tucked beneath its chest, body pressed closely to the puppy's for warmth and security. Its ears point upward slightly, twitching at the soft sounds of the morning breeze filtering through the room. Its eyes, a bright glimmering hazel, look out with an expression that is both alert and serene. The puppy, a young Pembroke Welsh Corgi, has a face full of character—expressive brown eyes, upright ears edged with tan, and a snout speckled with white. Its fur is a beautiful tricolor blend of rich black, creamy tan, and snowy white, each hue carefully painted by nature to highlight its playful features. Though still small, its body is slightly larger than the kitten's, and its front paw is placed protectively near its feline friend. There is no tension between them—only the shared comfort of closeness, the unspoken language of trust. The blanket they share adds a golden warmth to the scene, its texture soft and inviting. It wraps around them like a cocoon, hinting at a chill in the air beyond the bed, but ensuring they remain snug in their haven. The folds of the blanket frame them like the petals of a flower, drawing the eye inward to their peaceful gaze and gentle postures. In the background, the bedroom is softly lit by morning light diffused through a window. The white and cream tones of the bedding and walls contribute to the serenity of the scene, allowing the vivid colors of the animals and their blanket to take center stage. Pillows are propped up neatly behind them, hinting that someone may have just stepped away, leaving behind these two nestled in a perfect moment of quiet affection. This image tells a silent story—not just of two animals coexisting, but of a genuine bond. It evokes themes of comfort, friendship, and the uncomplicated joy of presence. It reminds us of the purity in companionship, of how safety and peace can be found not just in familiar places, but in the closeness of those we trust. The kitten and the puppy, young and full of life, are captured here in a fleeting, gentle stillness that speaks to the heart.

G.2 CAPTIONS FOR FIGURE 8

512 × 512 images (left to right, top to bottom):

- Two spiraling strands of rich, crimson-colored pasta rest elegantly on the surface of a polished dark wooden table, the grain of the wood accentuating their vibrant hue. This rustic Italian kitchen is bathed in the warm, golden light of the late afternoon sun, which highlights the intricate texture of the pasta. The table, set amidst traditional décor and terracotta pots filled with fresh herbs, offers a tranquil setting for this simple yet captivating culinary display.
- A golden squirrel and a bright magenta elephant in bright sunlight.
- During the warm glow of a dwindling summer evening, a particular fussy feline with distinctive calico markings is perched atop a garden table. The cat, seemingly indifferent to its surroundings, sports a pair of large, reflective aviator sunglasses that sit comically upon its small, furry face. Around the cat, there are scattered pots of blooming flowers, contributing to the charm of the scene, and in the background, hints of orange and pink skies are visible through the foliage.
- a highly intricate and vibrant cityscape that reflects a fusion of Moebius's imaginative design and Makoto Shinkai's detailed animation style. The streets are aglow with neon signs in a kaleidoscope of colors, casting reflections on the glossy, rain-slicked pavements. Towering skyscrapers with glowing windows rise towards a starless night sky, as the artwork garners significant attention and praise on ArtStation.
- A deep red rose with plush petals sits elegantly coiled atop an ivory, intricately patterned lace napkin. The napkin rests on a rustic wooden table that contributes to the charming garden setting. As the late evening sun casts a warm golden hue over the area, the shadows of surrounding foliage dance gently around the rose, enhancing the romantic ambiance. Nearby, the green leaves of the garden plants provide a fresh and verdant backdrop to the scene.
- A close-up image capturing the intricate details of a maple leaf, which is composed entirely of clear, sparkling water droplets. The leaf is set against a smooth, dark background that accentuates



Figure 15: **Additional ImgEdit benchmark results.** Qualitative results on image editing tasks. In each pair, the left image is generated by the baseline model and the right by the RECA post-trained model

its delicate water structure. The droplets glisten as they cling to the invisible veins of the leaf, creating a natural yet surreal piece of art.

- A detailed photograph captures the image of a statue with the likeness of an ancient pharaoh, unexpectedly accessorized with a pair of bronze steampunk goggles resting atop its head. The statue is dressed in an anachronistic fashion, featuring a crisp white t-shirt and a fitted black leather jacket that contrasts with its traditional headdress. The background is a simple, solid color that accentuates the statue’s unconventional attire and the intricate details of the steampunk eyewear.
- On the soft, warm sand of the beach, a fluffy white rabbit with rounded ears is caught in a curious moment, gently placing its paw on the ribbed surface of a pink scallop shell. The scallop, slightly open, reveals its smooth interior contrasting with its coarse outer texture, while hues of pink and orange from the setting sun reflect off its surface. There’s a tranquil ocean backdrop with the gentle ebbing of the tide, and the fading daylight casts a golden glow over the scene, highlighting the rabbit’s soft fur and the shell’s subtle color.

1024 × 1024 images (left to right, top to bottom):

- A transparent glass cube on an endless desert, with a burning candle inside casting shadows on the sand.
- A drop of water containing a miniature forest with colorful tiny flower inside.
- A vibrant and traditional depiction of Tteokguk, a Korean rice cake soup, served during the Chuseok festival. The image features a steaming bowl of clear broth filled with soft, chewy rice cakes, slices of zucchini, carrots, and green onions, garnished with a sprinkle of sesame seeds. Surrounding the bowl are traditional Korean elements, such as a woven basket with red dates, a small wooden spoon, and a wooden table with a warm, earthy tone. The atmosphere is cozy and festive, with soft, natural lighting and a slightly blurred background to emphasize the dish. The scene captures the essence of Korean culture and the warmth of the Chuseok celebration, with a focus on authenticity and detail.
- Photorealistic closeup image of two pirate ships battling each other as they sail inside a cup of coffee.




Figure 16: **Additional GEdit-Bench-EN results.** Qualitative results on image editing tasks. In each pair, the left image is generated by the baseline BAGEL model and the right by the RECA post-trained model.

- A cute handmade felt doll of a little girl standing on a grassy patch. She wears an orange knitted hooded dress with blue buttons and matching boots. The girl is holding a smiling sun-shaped balloon made of felt. Fluffy white clouds with button details float in the sky, and soft green felt trees surround the scene. The style is whimsical, cozy, and playful, with pastel colors and a dreamy, handcrafted aesthetic.
- The word 'RECA' is written on a street surface, with the word 'STARTS' written just below it, surrounded by colorful chalk drawings and playful doodles.
- A Van Gogh style painting of a cyberpunk city at sunrise.
- An anime-style portrait of a girl with big sparkling eyes, detailed hair highlights, soft gradient background, vibrant colors.
- A dreamy composition of a young woman with butterflies emerging from her skin, wings glowing in soft golden hues, surreal and enchanting. She is wearing a wedding dress and has white angel wings, waving her hand.
- A surreal split-face portrait: left side realistic woman with soft skin and a vivid blue eye, right side robotic cyborg with exposed steel plates, fluorescent blue circuits, tiny gears, and a blood-red mechanical eye, cinematic lighting, futuristic and striking.

H MORE QUALITATIVE RESULTS ON IMAGE EDITING

We provide additional qualitative comparisons in this section. Figure 17 presents a comparison between the RECA post-trained BAGEL and previous SOTA models, ICEdit (Zhang et al., 2025c), FLUX-Kontext (Labs et al., 2025), and GPT-4o-Image. Compared with ICEdit and FLUX-Kontext, our method demonstrates stronger instruction-following capability. In contrast to GPT-4o-Image,

our method exhibits superior identity preservation and background fidelity. Figure 15 and 16 showcase consistent improvements in semantic consistency, instruction following, and visual quality preservation across various editing tasks including background modification, style transfer, and object manipulation.




Figure 17: **Qualitative comparison of editing results across different methods.** Our method achieves more faithful instruction following (e.g., rainbow dome, star addition), better identity preservation (e.g., pet and human faces), and stronger background consistency.

I MORE QUALITATIVE RESULTS ON TEXT-TO-IMAGE GENERATION




Figure 18: **Uncurated generation results from Harmon-1.5B (top) and post-trained model (bottom).** Prompt: A white banana and a black banana.



Figure 19: **Uncurated generation results from Harmon-1.5B (top) and post-trained model (bottom).** Prompt: A photo of a yellow broccoli.



Figure 20: **Uncurated generation results from Harmon-1.5B (top) and post-trained model (bottom).** Prompt: A photo of an orange snowboard and a green cat.



Figure 21: **Uncurated generation results from Harmon-1.5B (top) and post-trained model (bottom).** Prompt: A photo of a skis right of a zebra.



Figure 22: **Uncurated generation results from Harmon-1.5B (top) and post-trained model (bottom).** Prompt: A photo of a microwave and a truck.



Figure 23: **Uncurated generation results from Harmon-1.5B (top) and post-trained model (bottom).** Prompt: A diamond on the right, an emerald in the middle, a ruby on the left.



Figure 24: **Uncurated generation results from Harmon-1.5B (top) and post-trained model (bottom).** Prompt: Cheerful and bright, vibrant lighting. A shell and a bright orange bear in a bright setting.



Figure 25: **Uncurated generation results from Harmon-1.5B (top) and post-trained model (bottom).** Prompt: During the warm glow of a dwindling summer evening, a particular fussy feline with distinctive calico markings is perched atop a garden table. The cat, seemingly indifferent to its surroundings, sports a pair of large, reflective aviator sunglasses that sit comically upon its small, furry face. Around the cat, there are scattered pots of blooming flowers, contributing to the charm of the scene, and in the background, hints of orange and pink skies are visible through the foliage.



Figure 26: **Uncurated generation results from Harmon-1.5B (top) and post-trained model (bottom).** Prompt: A vivid scene unfolds where several deep red, perfectly round tomatoes spill from a woven brown basket onto a rustic wooden tabletop. The basket lies on its side as the plump tomatoes scatter across the surface, some touching the dark green leaves of a nearby herb plant. In the background, the blurred outline of an open kitchen window lets in soft, natural light, casting gentle shadows around the fallen produce.



Figure 27: **Uncurated generation results from Harmon-1.5B (top) and post-trained model (bottom).** Prompt: A polished brown leather briefcase with visible stitching details rests on a white tablecloth, displaying a sense of organization amidst the surrounding environment. Beside the briefcase, a vibrant red fedora hat provides a striking contrast against the pristine table covering. The table, placed in a room with light beige walls, gives an impression of a professional setting with a touch of personal style.



Figure 28: **Uncurated generation results from Harmon-1.5B (top) and post-trained model (bottom).** Prompt: a festive array of red and yellow balloons tied with curling ribbons, gently bobbing from the breeze of a spinning ceiling fan. The fan has wooden blades and a brass finish, which contrasts with the bright colors of the balloons. The balloons are clustered in a joyful bunch, casting soft shadows on the ceiling above.

J THE USE OF LARGE LANGUAGE MODELS (LLMs)

During the preparation of this paper, we used large language model (LLM) only as a writing assistant to check grammar, spelling, and to polish the clarity of expression. The LLM was not involved in the research design, experiments, or analysis, and the authors take full responsibility for all content of this work.