

Self-Normalization for CUSUM-based Change Detection in Locally Stationary Time Series

Florian Heinrichs

F.HEINRICHS@FH-AACHEN.DE

FH Aachen

Heinrich-Mußmann-Straße 1

52428 Jülich, Germany

Abstract

A novel self-normalization procedure for CUSUM-based change detection in the mean of a locally stationary time series is introduced. Classical self-normalization relies on the factorization of a constant long-run variance and a stochastic factor. In this case, the CUSUM statistic can be divided by another statistic proportional to the long-run variance, so that the latter cancels. Thereby, a tedious estimation of the long-run variance can be avoided. Under local stationarity, the partial sum process converges to $\int_0^t \sigma(x) dB_x$ and no such factorization is possible. To overcome this obstacle, a self-normalized test statistic is constructed from a carefully designed bivariate partial-sum process. Weak convergence of the process is proven, and it is shown that the resulting self-normalized test attains asymptotic level α under the null hypothesis of no change, while being consistent against a broad class of alternatives. Extensive simulations demonstrate better finite-sample properties compared to existing methods. Applications to real data illustrate the method's practical effectiveness.

Keywords: Change point analysis, gradual changes, local stationarity, self-normalization, CUSUM test

1 Introduction

In diverse fields, such as economics, climatology, engineering, hydrology or genomics, time-dependent observations are analyzed. As the behavior of such time series can vary over time, the study of changes, referred to as *change point analysis*, has gained considerable interest in the last few decades. Most of the recent results are well documented in the review papers by [Aue and Horváth \(2013\)](#); [Jandhyala et al. \(2013\)](#); [Woodall and Montgomery \(2014\)](#); [Sharma et al. \(2016\)](#); [Chakraborti and Graham \(2019\)](#); [Truong et al. \(2020\)](#) and, more recently, [Cho and Kirch \(2024\)](#). In the simplest case, one is interested in identifying structural changes in a sequence of means $(\mu_i)_{i=1,\dots,n}$ of a possibly non-stationary time series $(X_i)_{i=1,\dots,n}$. The additive model,

$$X_i = \mu_i + \varepsilon_i$$

for $i = 1, \dots, n$, allows us to decompose the time series into a deterministic mean and the associated random errors. Often the mean $\mu_i = \mu(i/n)$ is assumed to be a piecewise constant function $\mu : [0, 1] \rightarrow \mathbb{R}$, and the errors to be stationary. A major portion of the literature on change point detection focuses on functions with at most one change point (see, e.g., [Priestley and Rao, 1969](#); [Wolfe and Schechtman, 1984](#); [Horváth et al., 1999](#), among others), but more recently the problem of detecting multiple changes has found notable attention (see, e.g., [Frick et al., 2014](#); [Fryzlewicz, 2018](#); [Baranowski et al., 2019](#), among others). While in some applications, the assumption of a piecewise constant mean function is reasonable (see, e.g., [Aston and Kirch, 2012](#); [Hotz et al., 2013](#); [Cho and Fryzlewicz, 2015](#); [Kirch et al., 2015](#), among others), in many settings it is unrealistic. Most (physical) processes, if observed often and long enough, exhibit smooth changes. Examples include climate data ([Karl et al., 1995](#); [Collins et al., 2000](#)), financial data ([Vogt and Dette, 2015](#)) and medical data ([Gao et al., 2019](#)).

In applications, where the distribution of an observed time series is expected to vary over time, the rigid framework of stationarity and a (piecewise) constant mean is too restrictive. A more flexible framework is provided by the concept of *local stationarity*. Whereas different notions of local stationarity exist in the literature, the underlying idea is always the same, that short excerpts of the time series seem stationary ([Dahlhaus, 1996](#); [Zhou and Wu, 2009](#); [Birr et al., 2017](#); [Vogt, 2012](#)). Recent research has increasingly focused on the detection of gradual changes in locally stationary time series ([Vogt and Dette, 2015](#); [Dette and Wu, 2019](#); [Bücher et al., 2020, 2021](#)), and subsequently on the detection of abrupt changes ([Wu and Zhou, 2024](#)).

One of the most important approaches to change point detection is the CUSUM statistic, dating back to a seminal work by [Page \(1954\)](#). The idea is essentially that the partial sum process $S_n(t) = \frac{1}{n} \sum_{i=1}^{\lfloor nt \rfloor} X_i$ of a stationary time series converges weakly to a Gaussian process. More specifically, for a stationary time series, under mild assumptions,

$$\{\sqrt{n}(S_n(t) - \mathbb{E}[S_n(t)])\}_{t \in [0,1]} \rightsquigarrow \sigma B, \quad (1)$$

where σ^2 denotes the *long-run variance* of the time series $(X_i)_{i \in \mathbb{Z}}$ and $B = \{B(t)\}_{t \in [0,1]}$ denotes a standard Brownian motion. Now, if the mean function μ is constant, the CUSUM statistic

$$\sup_{t \in [0,1]} |S_n(t) - tS_n(1)|$$

converges weakly to $\sigma \cdot \sup_{t \in [0,1]} |B(t) - tB(1)|$, and diverges to infinity, if μ is not constant. To derive a statistical test, the unknown long-run variance σ^2 needs to be estimated. In order to avoid a direct estimation of σ^2 , ratio statistics and self-normalization have been introduced ([Horváth et al., 2008](#); [Shao, 2010](#)). Since these early works, self-normalization

has been extended to various settings (see [Shao, 2015](#), for a recent review). The fundamental idea is to divide the CUSUM statistic by another statistic, which is (asymptotically) proportional to σ . The long-run variance cancels and the limiting distribution is pivotal.

Under local stationarity, when the properties of the time series can vary over time, this approach generally fails. The functional central limit theorem, corresponding to (1), is given by

$$\{\sqrt{n}(S_n(t) - \mathbb{E}[S_n(t)])\}_{t \in [0,1]} \rightsquigarrow \left\{ \int_0^t \sigma(x) dB_x \right\}_{t \in [0,1]},$$

where $\sigma^2(t)$ denotes the possibly time-varying long-run variance. In this case, the limiting distribution does not factorize into a product of σ and a term that does not depend on σ , which complicates self-normalization. Crucially, the limit of $S_n(t)$ only depends on the long-run variance $\sigma(x)$ on the interval $[0, t]$. A “universal” sequence of random variables that factors out σ necessarily depends on its values on the whole interval $[0, 1]$, which contradicts the previous observation. In general, there is no universal sequence of random variables Z_n , so that, for all $t \in [0, 1]$,

$$\frac{\sqrt{n}(S_n(t) - \mathbb{E}[S_n(t)])}{Z_n}$$

converges to some limit, that does not depend on σ .

Different solutions exist to mitigate the intricate limiting distribution. For example, [Zhao and Li \(2013\)](#) and [Rho and Shao \(2015\)](#) consider *modulated time series* following the model $X_i = \mu(i/n) + \sigma(i/n)\varepsilon_i$, for deterministic functions μ and σ , and an associated stationary error process. While this model, for (Lipschitz-)continuous functions μ and σ , yields locally stationary processes, it restricts the non-stationarity of $(X_i)_{i \in \mathbb{N}}$ to non-stationarity in the mean and covariance. Subsequently, in both works a bootstrap procedure, the *wild bootstrap*, is combined with a self-normalized statistic for stationary time series. In contrast, [Heinrichs and Dette \(2021\)](#) consider a general class of locally stationary time series and propose a self-normalized test statistic for the *relevant* null hypothesis $\int_0^1 (\mu(t) - g(\mu))^2 dt \leq \Delta$, for some pre-specified threshold $\Delta \geq 0$ and a functional $g(\mu)$. For $\Delta = 0$ and $g(\mu) = \int_0^1 \mu(t) dt$, this null hypothesis is indeed equivalent to μ being constant. The developed test is based on a genuine self-normalized statistic with pivotal limit distribution. However, the test can be expected to be rather conservative due to two reasons. First, it is based on a local estimation of μ , which increases the test’s variance compared to a CUSUM-based approach, and requires stronger regularity conditions on μ . Second, it is formulated in terms of the L^2 -norm rather than the supremum over $[0, 1]$, which possibly smooths out deviations. For stationary error processes, it has been observed that CUSUM-based approaches are generally more powerful compared to approaches based on a local estimation of μ (see, e.g., [Heinrichs, 2023](#)).

In contrast to previous work, a self-normalization procedure based on the CUSUM-statistic is proposed for locally stationary processes. More specifically, we are interested in the null hypothesis

$$H_0 : \mu(x) = \mu(0) \quad \forall x \in [0, 1] \quad \text{vs.} \quad H_1 : \exists x \in [0, 1] : \mu(x) \neq \mu(0). \quad (2)$$

Fundamentally, the proposed test is based on the fact that

$$\sup_{t \in [0, 1]} \left| \int_0^t \sigma(x) dB_x \right| \stackrel{\mathcal{D}}{=} \left(\int_0^1 \sigma^2(t) dt \right)^{1/2} \sup_{t \in [0, 1]} |B(t)|.$$

This factorization can indeed be used to derive a test for the hypotheses

$$\tilde{H}_0 : \mu(x) = 0 \quad \forall x \in [0, 1] \quad \text{vs.} \quad \tilde{H}_1 : \exists x \in [0, 1] : \mu(x) \neq 0. \quad (3)$$

The construction of a test for the general hypotheses from (2) is technically more complex. The developed tests are based on a bivariate version of the partial sum process, which is presented, jointly with mathematical preliminaries in Section 2. Subsequently, tests for the hypotheses in (2) and (3) are developed in Section 3. Section 4 contains an extensive simulation study and applications to real data. Section 5 concludes the paper, while proofs of the main results are deferred to Section 6.

Throughout this paper, $\stackrel{\mathcal{D}}{=}$ denotes equality of distributions, the symbol \rightsquigarrow denotes weak convergence, and all convergences are for $n \rightarrow \infty$, if not mentioned otherwise.

2 Bivariate Partial Sum Process

In the following, we consider the additive model

$$X_{i,n} = \mu_{i,n} + \varepsilon_{i,n}, \quad (4)$$

for $1 \leq i \leq n$ and $n \in \mathbb{N}$, where μ denotes a deterministic mean function and ε a triangular array of centered errors. The mean function is piecewise Lipschitz continuous, as specified in Assumption 3, and the error process is locally stationary, as described by Assumption 1. When testing for gradual (or abrupt) changes, we are interested in the hypotheses

$$H_0 : \mu_{i,n} = \mu_{1,n} \quad \forall i = 1, \dots, n \quad \text{vs.} \quad H_1 : \exists i \in \{1, \dots, n\} : \mu_{i,n} \neq \mu_{1,n}.$$

By considering “rescaled time” $\frac{i}{n}$, we may rewrite $\mu_{i,n} = \mu(\frac{i}{n})$ and equivalently consider the hypotheses in (2).

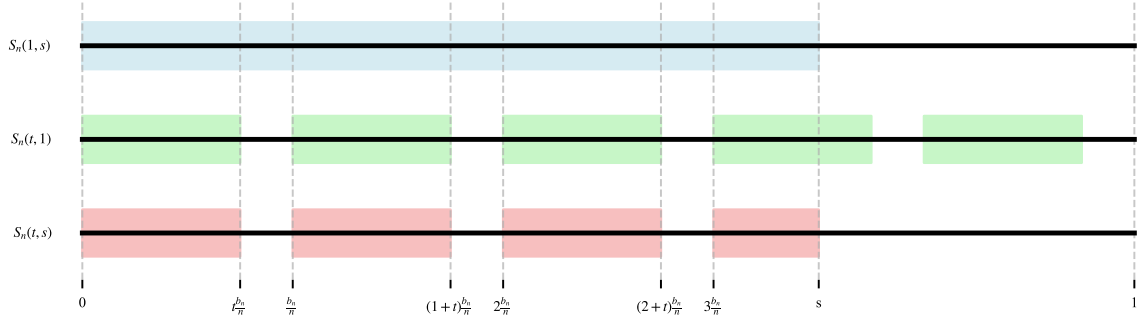


Figure 1: Visualization of indices of the bivariate partial sum process

Let $(b_n)_{n \in \mathbb{N}}$ be a sequence with $b_n \rightarrow \infty$ and $b_n = o(n)$, as $n \rightarrow \infty$. Further, define the sequence $\ell_n = \lfloor n/b_n \rfloor$. In the following, we split the n observations X_1, X_2, \dots, X_n into ℓ_n blocks of length b_n , and a remainder of length $n - b_n \ell_n$. Based on these blocks, we define a partial sum process in two arguments s and t , that specify which observations are used to calculate the partial sums. More specifically, consider the permutation π on the integers $\{1, \dots, n\}$, where k is mapped onto π_k with

$$\pi_k = \begin{cases} (k-1 \bmod \ell_n)b_n + \lceil k/\ell_n \rceil, & \text{if } k \leq \ell_n b_n, \\ k, & \text{if } k > \ell_n b_n. \end{cases}$$

The permutation π maps the first ℓ_n integers onto the first element of the ℓ_n blocks, so that

$$(1, 2, \dots, \ell_n) \mapsto (1, b_n + 1, 2b_n + 1, \dots, (\ell_n - 1)b_n + 1).$$

The next ℓ_n integers are mapped onto the second element of each block

$$(\ell_n + 1, \ell_n + 2, \dots, 2\ell_n) \mapsto (2, b_n + 2, 2b_n + 2, \dots, (\ell_n - 1)b_n + 2)$$

and so on. We define the partial sum process $S_n = \{S_n(t, s)\}_{t, s \in [0, 1]}$ in terms of

$$S_n(t, s) = \frac{1}{n} \sum_{i=1}^n X_{\pi_i, n} \mathbb{1}(i \leq \lfloor tn \rfloor, \pi_i \leq \lfloor sn \rfloor),$$

where the parameter t controls the proportion of elements from the blocks $B_k = \{(k-1)b_n + 1, (k-1)b_n + 2, \dots, kb_n\}$, for $k \in \{1, \dots, \ell_n\}$, and s controls the proportion of elements from the entire sample, that is used for the calculation of S_n . A graphical illustration of the indices of $S_n(t, s)$ can be found in Figure 1.

For $t = 1$, we obtain the ordinary partial sum process $S_n(1, s) = \frac{1}{n} \sum_{i=1}^{\lfloor sn \rfloor} X_{i,n}$, and for $s = 1$ we obtain the partial sum process $S_n(t, 1) = \frac{1}{n} \sum_{i=1}^{\lfloor tn \rfloor} X_{\pi_i, n}$, as considered by [Heinrichs and Dette \(2021\)](#).

In the following, we work with the framework of local stationarity, as proposed by [Zhou and Wu \(2009\)](#), presented below. Let $\eta = (\eta_i)_{i \in \mathbb{Z}}$ be a sequence of independent and identically distributed random variables, and let $\eta^* = (\eta_i^*)_{i \in \mathbb{Z}}$ be an independent copy of η . Further, define $\mathcal{F}_i = (\eta_k)_{k \leq i}$ and $\mathcal{F}_i^* = (\dots, \eta_{-2}, \eta_{-1}, \eta_0^*, \eta_1, \dots, \eta_i)$. Let $H : [0, 1] \times \mathbb{R}^\infty \rightarrow \mathbb{R}$ denote a (possibly non-linear) map, such that $H(t, \mathcal{F}_i)$ is measurable for all $t \in [0, 1], i \in \mathbb{N}$.

The *physical dependence measure* of a map H with $\sup_{t \in [0, 1]} \mathbb{E}[H^2(t, \mathcal{F}_i)] < \infty$ is defined by

$$\delta(H, i) = \sup_{t \in [0, 1]} \mathbb{E}[(H(t, \mathcal{F}_i) - H(t, \mathcal{F}_i^*))^2]^{1/2}.$$

The quantity $\delta(H, i)$ measures the strength of the serial dependence of $H(t, \mathcal{F}_i)$ and plays a similar role as mixing coefficients. Further, a triangular array $\{(\varepsilon_{i,n})_{1 \leq i \leq n}\}_{n \in \mathbb{N}}$ is called *locally stationary*, if there exists some map H , which is continuous in its first argument, such that $\varepsilon_{i,n} = H(i/n, \mathcal{F}_i)$, for all $i = 1, \dots, n$ and $n \in \mathbb{N}$. The map H is *Lipschitz continuous with respect to the L^2 -norm*, if

$$\sup_{0 \leq s < t \leq 1} \mathbb{E}[(H(t, \mathcal{F}_i) - H(s, \mathcal{F}_i))^2]^{1/2} / |t - s| < \infty.$$

Assumption 1 *Let the triangular array $\{(\varepsilon_{i,n})_{1 \leq i \leq n}\}_{n \in \mathbb{N}}$ in (4) be centered and locally stationary with map H , such that the following conditions are satisfied:*

1. $\Theta_m = \sum_{i=m}^{\infty} \delta(H, i)$ vanishes as $m \rightarrow \infty$.
2. The map H is Lipschitz continuous with respect to the L^2 -norm, and moments of order 4 are uniformly bounded, i. e., $\sup_{t \in [0, 1]} \mathbb{E}[H^4(t, \mathcal{F}_0)] < \infty$.
3. The (local) long-run variance of H , defined as

$$\sigma^2(t) = \sum_{i=-\infty}^{\infty} \text{Cov}(H(t, \mathcal{F}_i), H(t, \mathcal{F}_0)),$$

for $t \in [0, 1]$, is Lipschitz continuous and bounded away from zero, so that $\inf_{t \in [0, 1]} \sigma^2(t) > 0$.

Assumption 2 *The sequence $(b_n)_{n \in \mathbb{N}}$ diverges to ∞ such that $\lim_{n \rightarrow \infty} \frac{b_n^2}{n} = 0$. Moreover, a sequence $(m_n)_{n \in \mathbb{N}}$ exists, such that $\lim_{n \rightarrow \infty} \frac{m_n^2}{b_n} = 0$, $\lim_{n \rightarrow \infty} \frac{b_n^2 m_n^2}{n} = 0$ and $\lim_{n \rightarrow \infty} \sqrt{n} \Theta_{m_n} = 0$.*

Assumption 3 *The function μ is piecewise Lipschitz continuous on $[0, 1]$.*

Remark 4 *The assumptions are rather mild. Assumption 1 is indeed a usual regularity condition for the non-stationary error process (see, e. g., Bücher et al., 2021; Heinrichs and Dette, 2021). Assumption 2 is satisfied, for example, whenever $\delta(H, i) \leq \gamma^i$, for some $\gamma \in (0, 1)$. In this case, $\Theta_{m_n} = \mathcal{O}(\gamma^{m_n})$, and the assumption is satisfied with $b_n = n^{1/2-\varepsilon}$ and $m_n = n^{\varepsilon/2}$, for $\varepsilon \in (0, \frac{1}{4})$. Assumption 3 is more general compared to conditions from the literature, where μ is often assumed to be twice differentiable with Lipschitz continuous second derivative (see, e. g., Bücher et al., 2021; Heinrichs and Dette, 2021). Here, we only assume that it is piecewise Lipschitz continuous. The condition is only required to derive consistency of the tests in Section 3.*

Theorem 5 *Let Assumptions 1 and 2 be satisfied. Then, the centered partial sum process $G_n = \{G_n(t, s)\}_{t,s \in [0,1]}$, with*

$$G_n(t, s) = \sqrt{n}(S_n(t, s) - \mathbb{E}[S_n(t, s)]),$$

converges weakly to $\{G(t, s)\}_{t,s \in [0,1]}$, where

$$G(t, s) = \int_{[0,t] \times [0,s]} \sigma(x) dB(u, x),$$

for a standard Brownian sheet B .

As usual in the study of empirical processes, we establish convergence of the finite dimensional distributions and equicontinuity of the process S_n . The assertion of Theorem 5 follows directly with Theorems 1.5.4 and 1.5.7 of Van Der Vaart and Wellner (1996) from the following two lemmas.

Lemma 6 *Let Assumptions 1 and 2 be satisfied. Then*

$$(G_n(t_1, s_1), \dots, G_n(t_d, s_d))^T \rightsquigarrow (G(t_1, s_1), \dots, G(t_d, s_d))^T \quad (5)$$

in \mathbb{R}^d , for any $t_1, t_2, \dots, t_d, s_1, s_2, \dots, s_d \in [0, 1]$ and $d \in \mathbb{N}$.

Lemma 7 *Let Assumptions 1 and 2. Then, G_n is stochastically equicontinuous, that is, for any $\varepsilon > 0$,*

$$\lim_{\rho \searrow 0} \lim_{n \rightarrow \infty} \mathbb{P} \left(\sup_{d((t_1, s_1), (t_2, s_2)) \leq \rho} |G_n(t_1, s_1) - G_n(t_2, s_2)| > \varepsilon \right) = 0.$$

3 Detecting Change Points and Gradual Changes

Before considering the general hypothesis in (2), we start with the simpler testing problem from (3). Under \tilde{H}_0 , it holds that $\mathbb{E}[S_n(t, s)] = 0$, for all $t, s \in [0, 1]$, so that

$$\{\sqrt{n}S_n(1, s)\}_{s \in [0, 1]} \rightsquigarrow \{G(1, s)\}_{s \in [0, 1]}$$

If furthermore $\mathbb{E}[S_n(t, 1)] - t\mathbb{E}[S_n(1, 1)] = o(n^{-1/2})$, uniformly in t ,

$$\sqrt{n}(S_n(t, 1) - tS_n(1, 1)) = G_n(t, 1) - tG_n(1, 1) + o(1)$$

converges weakly to $G(t, 1) - tG(1, 1)$, as a process in t . Let $\|\sigma\| = (\int_0^1 \sigma^2(x) dx)^{1/2}$ denote the L^2 -norm of σ , and define $G^{(1)}(t) = G(1, t)$ and $G^{(2)}(t) = G(t, 1) - tG(1, 1)$. Then, for any $s, t \in [0, 1]$, straightforward calculations yield the covariances

$$\begin{aligned} \text{Cov}(G^{(1)}(s), G^{(1)}(t)) &= \int_0^{s \wedge t} \sigma^2(x) dx, \\ \text{Cov}(G^{(2)}(s), G^{(2)}(t)) &= \|\sigma\|(s \wedge t - st), \\ \text{Cov}(G^{(1)}(s), G^{(2)}(t)) &= 0 \end{aligned}$$

so that

$$G^{(1)}(t) \stackrel{\mathcal{D}}{=} \int_0^t \sigma(x) dB^{(1)}(x), \quad \text{and} \quad G^{(2)}(t) \stackrel{\mathcal{D}}{=} \|\sigma\|(B^{(2)}(t) - tB^{(2)}(1)),$$

for independent Brownian motions $\{B^{(1)}(t)\}_{t \in [0, 1]}, \{B^{(2)}(t)\}_{t \in [0, 1]}$. Moreover, by the Dubins-Schwarz theorem, $G^{(1)}(t) \stackrel{\mathcal{D}}{=} B^{(1)}(\int_0^t \sigma^2(x) dx)$, so that

$$\begin{aligned} \sup_{s \in [0, 1]} |G^{(1)}(s)| &\stackrel{\mathcal{D}}{=} \sup_{s \in [0, 1]} \left| B^{(1)}\left(\int_0^s \sigma^2(x) dx\right) \right| = \sup_{s \in [0, \|\sigma\|^2]} |B^{(1)}(s)| \\ &= \sup_{s \in [0, 1]} |B^{(1)}(s\|\sigma\|^2)| \stackrel{\mathcal{D}}{=} \|\sigma\| \sup_{s \in [0, 1]} |B^{(1)}(s)|, \end{aligned} \tag{6}$$

where the second equality follows from non-negativity of σ^2 and the last equality follows from self-similarity of the Brownian motion. Under \tilde{H}_0 ,

$$\frac{\sqrt{n} \sup_{s \in [0, 1]} |S_n(1, s)|}{\sqrt{n} \sup_{t \in [0, 1]} |S_n(t, 1) - tS_n(1, 1)|} \rightsquigarrow \frac{\sup_{s \in [0, 1]} |B^{(1)}(s)|}{\sup_{t \in [0, 1]} |B^{(2)}(t) - tB^{(2)}(1)|}, \tag{7}$$

which does not depend on the long-run variance σ^2 . Indeed, the numerator is the maximum of the absolute value of a Brownian motion and the denominator is the maximum of the

absolute value of a Brownian bridge, which follows the Kolmogorov distribution. Quantiles of the distribution can be estimated in terms of a Monte Carlo simulation.

Unfortunately, though, the difference $\sqrt{n}(\mathbb{E}[S_n(t, 1)] - t\mathbb{E}[S_n(1, 1)])$ does not vanish as n approaches ∞ , due to the block structure of S_n . Instead, define

$$\tilde{S}_n(t, s) := S_n(\lfloor \frac{tn}{\ell_n} \rfloor \frac{\ell_n}{n}, s) \quad \text{and} \quad t_n = \frac{\lfloor \frac{tn}{\ell_n} \rfloor - 1}{\lfloor \frac{n}{\ell_n} \rfloor - 1}.$$

Clearly, $\lfloor \frac{tn}{\ell_n} \rfloor \frac{\ell_n}{n}$ and t_n converge to t , as $n \rightarrow \infty$. By Proposition 12,

$$\sqrt{n}(\mathbb{E}[\tilde{S}_n(t, 1)] - t_n\mathbb{E}[\tilde{S}_n(1, 1)]) = o(1).$$

Let $q_{1-\alpha}$ denote the $1 - \alpha$ quantile of the limiting distribution in (7). Then, we can reject \tilde{H}_0 , whenever

$$\frac{\sup_{s \in [0, 1]} |S_n(1, s)|}{\sup_{t \in [0, 1]} |\tilde{S}_n(t, 1) - t_n\tilde{S}_n(1, 1)|} > q_{1-\alpha}. \quad (8)$$

Corollary 8 *Let Assumptions 1, 2 and 3 be satisfied. The test defined by the decision rule (8) has asymptotically level α under \tilde{H}_0 and is consistent against \tilde{H}_1 .*

We now turn to the more general testing problem from (2). A classic approach is to use the CUSUM statistic $\sup_{s \in [0, 1]} |S_n(1, s) - sS_n(1, 1)|$, which converges, under H_0 , to

$$\sup_{s \in [0, 1]} |G^{(1)}(s) - sG^{(1)}(1)|.$$

Though, we cannot use the same time shift from (6). The function $M(t) = \int_0^t \sigma^2(x) dx$ is invertible since $\sigma^2(x) > 0$, for $x \in [0, 1]$. With this notation it holds

$$\begin{aligned} \sup_{s \in [0, 1]} |\tilde{G}^{(1)}(s) - s\tilde{G}^{(1)}(1)| &\stackrel{\mathcal{D}}{=} \sup_{s \in [0, 1]} \left| B^{(1)}\left(\int_0^s \sigma^2(x) dx\right) - sB^{(1)}\left(\int_0^1 \sigma^2(x) dx\right) \right| \\ &= \sup_{s \in [0, M(1)]} |B^{(1)}(s) - M^{-1}(s)B^{(1)}(1)|, \end{aligned}$$

where $M^{-1}(s)$ generally depends on σ^2 , so that we cannot factor out a single constant depending on σ^2 .

For the general testing problem from (2), we need to consider slightly more intricate statistics. First, fix values $t_0, t_1 \in (0, 1)$ so that $t_0 < t_1$. Similar to the CUSUM process, for $s \in [0, 1]$, define

$$V_n(s) = \sqrt{n} \left(\int_0^s \tilde{S}_n(t_0, x) - \frac{x}{s} \tilde{S}_n(t_0, s) dx \right).$$

Moreover, let $H_n(s) = \int_0^s \tilde{H}_n(x) - \frac{x}{s} \tilde{H}_n(s) dx$, where

$$\tilde{H}_n(s) = \sqrt{n} \left\{ \tilde{S}_n(t_1, s) - \tilde{S}_n(t_0, s) - \frac{\lfloor \frac{t_1 n}{\ell_n} \rfloor - \lfloor \frac{t_0 n}{\ell_n} \rfloor}{\lfloor \frac{n}{\ell_n} \rfloor - \lfloor \frac{t_0 n}{\ell_n} \rfloor} [\tilde{S}_n(1, s) - \tilde{S}_n(t_0, s)] \right\},$$

for $s \in [0, 1]$. Finally, let $q_{1-\alpha}$ denote the $1 - \alpha$ quantile of $\frac{\sup_{s \in [0, 1]} |B^{(1)}(s)|}{\sup_{s \in [0, 1]} |B^{(2)}(s)|}$, for two independent Brownian motions $B^{(1)}, B^{(2)}$. Then, we reject H_0 , whenever

$$\frac{\sup_{s \in [0, 1]} |V_n(s)|}{\sup_{s \in [0, 1]} |H_n(s)|} > \sqrt{\frac{t_0(1 - t_0)}{(1 - t_1)(t_1 - t_0)}} q_{1-\alpha}. \quad (9)$$

By similar arguments as for the decision rule in (8), the test defined by (9) has asymptotically level α and is consistent.

Corollary 9 *Let Assumptions 1, 2 and 3 be satisfied. The test defined by the decision rule (9) has asymptotically level α under H_0 and is consistent against H_1 .*

4 Empirical Results

We study the finite sample properties of the tests, defined via the decision rules (8) and (9), by means of a large simulation study and illustrate its application in a case study.¹

The process S_n depends on the block size b_n . We selected $b_n = \lfloor n^{3/8} \rfloor$. Moreover, the test statistic in (9) depends sensitively on the choice of t_0 and t_1 . We studied two combinations of these variables, $t_0 = \frac{1}{3}$ and $t_1 = \frac{2}{3}$, which we refer to as (v1), and $t_0 = \frac{1}{3}$ and $t_1 = \frac{1}{2}$, referred to as (v2). Previous experiments have shown that a lower variance of H_n (denominator), due to smaller values of t_0 and t_1 , leads to better results, even if this increases the variance of V_n (numerator).

For a comparative analysis, we used five alternative approaches. First, we used the tests proposed by Bücher et al. (2021), based on (asymptotic) Gumbel quantiles and quantiles from a Gaussian approximation, referred to as R1 and R2, respectively. These tests can only test for constant μ , if the long-run variance $\sigma^2(\cdot)$ is constant. For a time-varying long-run variance, they only test whether the signal to noise ratio μ/σ remains constant. Hence, the global long-run variance estimator

$$\hat{\sigma}^2 = \frac{1}{1 - 2m_n + 1} \sum_{i=1}^{n-2m_n+1} \frac{1}{2m_n} \left(\sum_{j=0}^{m_n-1} X_{i+j,n} - \sum_{j=m_n}^{2m_n-1} X_{i+j,n} \right)^2, \quad (10)$$

1. Python implementations of the methods and experiments are available on GitHub: https://github.com/FlorianHeinrichs/cusum_self_normalization.

for $m_n \sim n^{1/3}$, was used, as defined in eq. (6.3) of [Bücher et al. \(2021\)](#). Further, we used the self-normalization approach by [Heinrichs and Dette \(2021\)](#), referred to as SN. The aforementioned tests are based on the local linear estimator, which bandwidth was tuned with cross validation. Further, these tests are formulated for “relevant hypotheses”, which are equivalent to (2) for $\Delta = 0$. Moreover, the Bootstrap procedure, from [Bücher et al. \(2020\)](#) was used, referred to as BT. Finally, a simple CUSUM-test was used, where the null hypothesis of a constant μ was rejected, whenever

$$\sup_{t \in [0,1]} \frac{1}{\sqrt{n}} \left| \sum_{i=1}^{\lfloor tn \rfloor} X_{i,n} - t \sum_{i=1}^n X_{i,n} \right| > \hat{\sigma} q_{1-\alpha}^K,$$

where $\hat{\sigma}^2$ denotes the (global) long-run variance estimator from (10) and $q_{1-\alpha}^K$ is the $(1-\alpha)$ -quantile of the Kolmogorov distribution. This latter test is referred to as LRV.

4.1 Simulation Study

For the simulation study, we consider the model

$$X_{i,n} = \mu\left(\frac{i}{n}\right) + c_\sigma \sigma\left(\frac{i}{n}\right) \varepsilon_i,$$

for $i = 1, \dots, n$, where μ denotes the mean function of interest, c_σ some positive constant, $\sigma(\cdot)$ a (non-) constant variance and $(\varepsilon_i)_{i \in \mathbb{N}}$ a stationary error process.

The following seven different choices of the mean function μ were considered

$$\begin{aligned} \mu_0(x) &= 0, \\ \mu_1(x) &= \sin(8\pi x) + 2(x - \frac{1}{4})^2 \mathbf{1}(x > \frac{1}{4}), & \mu_4(x) &= \frac{1}{2} - \mu_1(x), \\ \mu_2(x) &= -\mathbf{1}(x \leq \frac{1}{4}) - \left(\frac{3}{2} \sin(2\pi x) + \frac{1}{2}\right) \cdot \mathbf{1}(\frac{1}{4} < x \leq \frac{3}{4}) + 2 \cdot \mathbf{1}(x > \frac{3}{4}), & \mu_5(x) &= \frac{3}{2} - \mu_2(x), \\ \mu_3(x) &= \mathbf{1}(x > \frac{1}{2}), & \mu_6(x) &= 1 - \mu_3(x). \end{aligned}$$

The functions were selected to be monotonous and non-monotonous, smoothly and abrupt, increasing and decreasing, as displayed in Figure 2. Similarly, for σ , we considered

$$\begin{aligned} \sigma_0(x) &= 1, & \sigma_1(x) &= \frac{1}{2} + x, \\ \sigma_2(x) &= 1 - \frac{1}{2} \cos(2\pi x), & \sigma_3(x) &= \frac{1}{2} + \mathbf{1}(x > \frac{1}{2}). \end{aligned}$$

The constant factor c_σ was selected from $\{0.25, 0.5, 1\}$. Finally, as stationary errors, a sequence of i.i.d. random variables, an $MA(1)$ and an $AR(1)$ process were considered. More specifically, for $(\eta_i)_{i \in \mathbb{Z}}$ with $\eta_i \sim \mathcal{N}(0, 1)$ i.i.d., we considered

$$(\text{iid}) \ \varepsilon_i = \eta_i, \quad (\text{ma}) \ \varepsilon_i = \frac{2}{\sqrt{5}}(\eta_i + \frac{1}{2}\eta_{i-1}), \quad (\text{ar}) \ \varepsilon_i = \frac{\sqrt{3}}{2}(\eta_i + \frac{1}{2}\varepsilon_{i-1}).$$

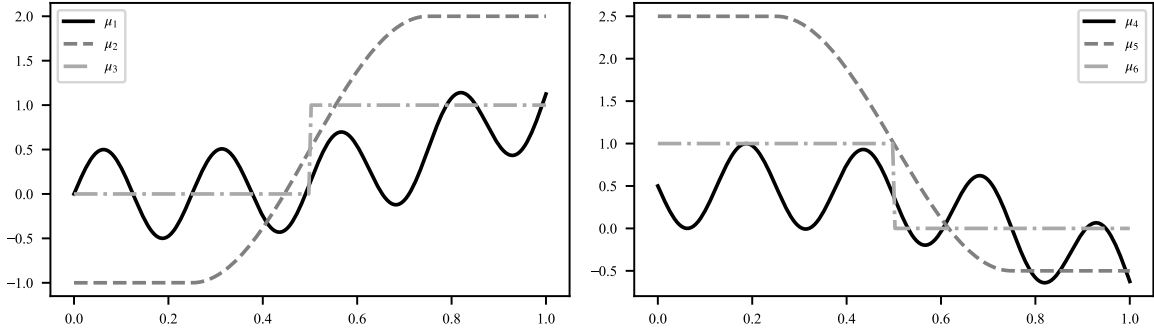


Figure 2: Various mean functions, used to generate time series under the alternative.

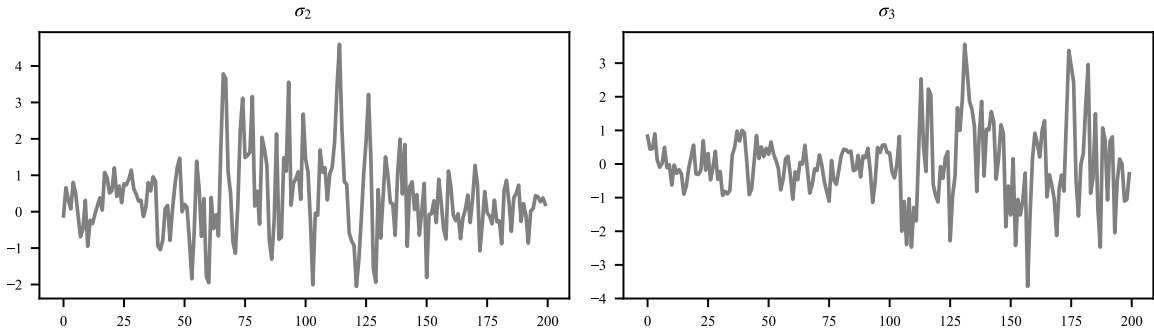


Figure 3: Exemplary trajectories of $AR(1)$ processes with variance σ_2 (left) and σ_3 (right), for $c_\sigma = 1, \mu(x) \equiv 0$ and $n = 200$.

Exemplary trajectories of an $AR(1)$ process for σ_2 and σ_3 under H_0 , for the constant mean function $\mu(x) \equiv 0$, are displayed in Figure 3.

For all tests, we test H_0 with level $\alpha = 5\%$. Tables 3 – 5 in the appendix contain aggregated empirical rejection rates under the null hypothesis, while Tables 6 – 9 in the appendix contain those values under the alternative.²

First consider $\mu = \mu_0$, that is, the null hypothesis. It can be seen that R1, R2 and BT exceed the level $\alpha = 0.05$ substantially, which only slightly (if at all) improves for larger values of n . This effect cannot be explained by the time-varying long-run variance, since the results are similar for σ_0 . LRV and (8) seem to have (approximately) the level $\alpha = 5\%$ for i.i.d. errors, but exceed the level when the dependence increases. Only the self-normalization based tests, SN and (9), have level $\alpha = 0.05$, where (9) (v2) slightly exceeds 5% for AR errors and $\sigma = \sigma_0$.

Regarding the alternative, as expected, the results are (partially) reversed. SN generally has the least power across all tests. R2 has more power than R1, which reproduces the findings from Bücher et al. (2021). The empirical rejection rates of BT and LRV are

2. Empirical rejection rates for all combinations of μ, ε, σ and c_σ can be found in the Supplementary Material in the GitHub repository.

similarly, and the highest across all tests. Comparing the two versions of (9), (v2) seems to have generally a higher power. Moreover, (8) yields higher empirical rejection rates than (9). Interestingly, (9) seems to have more power against the decreasing alternatives μ_4, μ_5 and μ_6 , compared to their increasing counterparts.

Results for the tests R1, R2, BT and LRV, which are based on a constant long-run variance, are not superior for constant $\sigma^2(\cdot)$ compared to time-varying long-run variances (see Tables 4 and 8). Since the local estimation of $\sigma^2(\cdot)$ is substantially more difficult, results are expected to be worse if time variation is taken into account.

Table 10 provides average computation times for the different tests. For short time series with $n = 100$ and $n = 200$, the proposed tests (8) and (9) require the least time. For larger values of n , LRV has the lowest average computation time and seems to scale best. As expected, the bootstrap procedure has the highest computation time. Generally though, the computing time for all tests is negligible, with a maximum of 15 ms assumed by BT for $n = 1000$.

In summary, R1, R2 and BT seem unsuitable to detect changes in the considered context of a varying long-run variance, as they exceed the specified level α . If the errors cannot be assumed to be independent, LRV and (8) might exceed the level too. Out of the tests that have level α , (9) (v2) has generally the highest power under the alternative. Thus, (9) with $t_0 = \frac{1}{3}$ and $t_1 = \frac{1}{2}$ is the preferred test for the detection of changes for locally stationary time series.

4.2 Case Study

Temperature Curves. Time series with possibly varying mean, variance and dependence structure occur naturally in meteorology. We consider the mean of daily minimal temperatures (in degrees Celsius) over the month of July for a period of approximately 120 years across eight places in Australia.³ Exemplary, the recorded temperature curves at the weather stations in Gayndah, Robe and Sydney are plotted in Figure 4.

The results for all weather stations, given in terms of p -values, are displayed in Table 1. The tests BT and LRV have p -values well below 0.05 across all stations, indicating a change in the temperature. Contrarily, the test SN has p -values between 0.4 and 0.5, so that the null hypothesis of no change cannot be rejected. More interestingly, the results for R1/R2 and (9) generally oppose. In the cities of Boulia, Gayndah, Gunnedah and Hobart, (9) (v2) has p -values below 0.05, while that of R2 are larger than this threshold. Contrarily, in the cities of Melbourne, Otway and Robe, R2 has p -values close to 0, while that of (9) (v2) exceed 0.05. Interestingly, the two tests coincide only in case of Sydney.

3. The data is freely available from the Bureau of Meteorology of the Australian Government at <https://www.bom.gov.au/climate/data/index.shtml>.

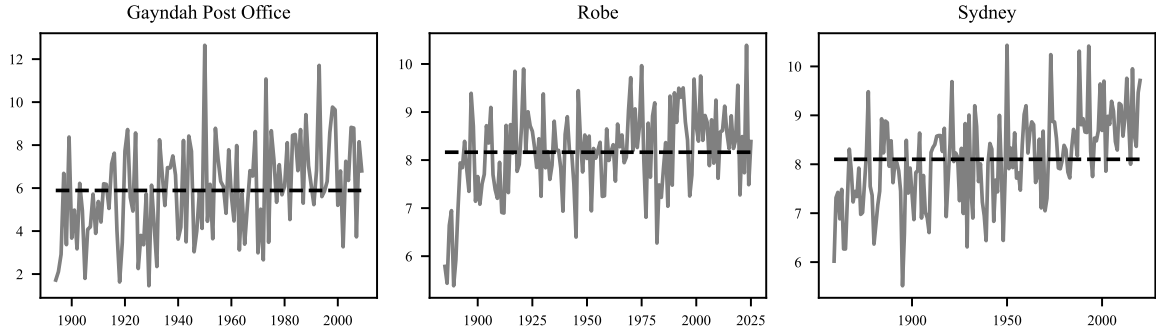


Figure 4: Mean temperatures in Gayndah (left), Robe (center) and Sydney (right) for the month of July (gray), jointly with overall averages (black).

Table 1: p -values of tests across different locations. Significant p -values (below 0.05) are in boldface.

	R1	R2	SN	BT	LRV	(9) (v1)	(9) (v2)
Boulia Airport	0.680	0.742	0.496	0.000	0.000	0.071	0.029
Gayndah Post Office	0.825	0.287	0.471	0.000	0.000	0.132	0.013
Gunnedah Pool	0.683	0.076	0.498	0.000	0.000	0.041	0.027
Hobart TAS	0.367	0.105	0.487	0.000	0.000	0.168	0.009
Melbourne Regional Office	0.146	0.000	0.423	0.000	0.000	0.268	0.151
Cape Otway Lighthouse	0.023	0.000	0.478	0.000	0.000	0.505	0.302
Robe	0.045	0.000	0.444	0.002	0.000	0.518	0.076
Sydney	0.155	0.012	0.485	0.000	0.000	0.056	0.002

The difference between R2 and (9) (v2) might be explained by the different approaches. While R2 estimates the mean locally and detects local deviations from the mean, (9) calculates a global statistic through cumulative sums. As displayed in Figure 4, the temperature in Robe is overall rather constant, but deviates at the very beginning. Contrarily, the mean temperature in Gayndah varies minimally throughout time, and not “relevantly” in a short interval. The two tests coincide in Sydney, where the mean temperature increases to a greater extent.

EEG Data. Another example of possibly non-stationary time series comes from neuroscience. Brain activity is often recorded using electroencephalography (EEG), whereby electrodes are attached to the scalp to measure voltages. The recorded signals may be non-stationary for various reasons, for example because the impedance changes when electrodes move. In the following, we consider the “Consumer-grade EEG-based Eye Tracking” dataset, which contains approximately 12 hours of EEG recordings from 113 subjects (Afonso and Heinrichs, 2025). The preprocessing steps suggested by the authors were used.

Table 2: Empirical rejection rates and average p -values of tests across EEG recordings.

	R1	R2	SN	BT	LRV	(9) (v1)	(9) (v2)
Empirical Rejection Rate	0.000	0.020	0.000	0.225	0.186	0.029	0.108
Mean p -value	0.830	0.755	0.493	0.382	0.497	0.428	0.273

The dataset contains different “tasks” and only “level-2-smooth” recordings were considered for the experiments, since this was the largest category.

Table 2 displays the empirical rejection rates and mean p -values for the considered tests, based on the 102 EEG recordings without technical problems. The tests based on local linear estimation (R1, R2 and SN), as well as (9) (v1), have empirical rejection rates below 3% and considerably large mean p -values. Tests BT and LRV reject the null hypothesis of a constant mean for 22.5% and 18.6% of the EEG recordings. As before, (9) (v2) is somewhere between these extremes and rejects the null hypothesis in 10.8% of the cases. Generally it seems that the majority of recordings have a constant mean and only a small proportion exhibits a drift.

5 Conclusion

A self-normalized test statistic, based on the CUSUM process, has been proposed for the detection of changes in the mean. In contrast to prior work, assumptions on the mean function μ have been relaxed. In a simulation study, the proposed test and the test by [Heinrichs and Dette \(2021\)](#) were found to be the only ones with empirical rejection rates close to the level α under the null hypothesis. Compared to the latter, the proposed test was found to be substantially more powerful.

Similarly to the detection of changes in $\mu(i/n) = \mathbb{E}[X_{i,n}]$, one may use the same approach for the detection of changes in $\mathbb{E}[X_{i,n}^2]$. More generally, one may test the constancy of $\mathbb{E}[f(X_{i,n})]$ for arbitrary real-valued functions f , whenever the test’s assumptions are satisfied for $\{f(X_{i,n})\}_{1 \leq i \leq n}\}_{n \in \mathbb{N}}$.

If we test for the constancy of $\mu(i/n)$ and $\mathbb{E}[X_{i,n}^2]$, we can combine both quantities to $\text{Var}(X_{i,n})$. Similarly, we might test if the observations are uncorrelated, by testing the null hypothesis $\text{Cov}(X_{i,n}, X_{i+h,n}) = 0$, for $i = 1, \dots, n - h$. Note that in this case, as we conduct multiple tests, we have to control the joint level α by reducing the level of each individual test. In future work, it might be worthwhile to extend the proposed methodology to multivariate time series. This would allow a simultaneous test for multiple autocovariances, or a Portmanteau-type test (see, e. g., [Bücher et al., 2023](#)). Another interesting extension would be a generalization to functional data, in which case the estimation of the long-run variance becomes even more difficult.

Finally, the idea behind the “double-indexed” process $S_n(t, s)$ might be transferred to extreme value theory, where it could be a starting point for generalizing the self-normalization by [Bücher and Jennessen \(2024\)](#) to a broader class of non-stationary time series.

6 Proofs

6.1 Auxiliary Results

For a probability space $(\Omega, \mathcal{A}, \mathbb{P})$, we will denote the norm of $L^2(\Omega, \mathcal{A}, \mathbb{P})$ by $\|X\|_\Omega = \mathbb{E}[X^2]^{1/2}$, for a real-valued random variable X , in case of existence. Before proving the lemmas, we collect some useful properties of the physical dependence measure.

Proposition 10 *Let Assumption 1 be satisfied, and $\tilde{\varepsilon}_{i,n} = \mathbb{E}[\varepsilon_{i,n} | \eta_i, \dots, \eta_{i-m}]$. Then,*

$$\sup_{1 \leq i \leq n, n \in \mathbb{N}} \|\varepsilon_{i,n} - \tilde{\varepsilon}_{i,n}\|_\Omega \leq \Theta_m.$$

Proof First note that $\tilde{\varepsilon}_{i,n}$ is the projection of $\varepsilon_{i,n}$ onto the subspace of $\sigma(\eta_i, \dots, \eta_{i-m})$ -measurable random variables in $L^2(\Omega, \mathcal{A}, \mathbb{P})$. By the Hilbert projection theorem, it minimizes the L^2 distance to $\varepsilon_{i,n}$, so that

$$\|\varepsilon_{i,n} - \tilde{\varepsilon}_{i,n}\|_\Omega \leq \|\varepsilon_{i,n} - Z\|_\Omega, \quad (11)$$

for any $\sigma(\eta_i, \dots, \eta_{i-m})$ -measurable random variable Z . Further recall that $\eta^* = (\eta_i^*)_{i \in \mathbb{Z}}$ is an independent copy of $\eta = (\eta_i)_{i \in \mathbb{Z}}$, and let $\varepsilon_{i,n}^* = H(i/n, \mathcal{F}_i^m)$, where

$$\mathcal{F}_i^m = (\dots, \eta_{i-m-2}^*, \eta_{i-m-1}^*, \eta_{i-m}, \dots, \eta_i).$$

Clearly, $\varepsilon_{i,n}^*$ is independent of $(\eta_k)_{k \leq i-m-1}$, so that

$$\mathbb{E}[\varepsilon_{i,n}^* | \eta_i, \dots, \eta_{i-m}] = \mathbb{E}[\varepsilon_{i,n}^* | \mathcal{F}_i].$$

Moreover, $\varepsilon_{i,n}$ is measurable with respect to $\sigma(\mathcal{F}_i)$, so that $\varepsilon_{i,n} = \mathbb{E}[\varepsilon_{i,n} | \mathcal{F}_i]$. With $Z = \mathbb{E}[\varepsilon_{i,n}^* | \eta_i, \dots, \eta_{i-m}]$, it follows from (11) that

$$\|\varepsilon_{i,n} - \tilde{\varepsilon}_{i,n}\|_\Omega \leq \|\varepsilon_{i,n} - \mathbb{E}[\varepsilon_{i,n}^* | \eta_i, \dots, \eta_{i-m}]\|_\Omega = \|\mathbb{E}[\varepsilon_{i,n} - \varepsilon_{i,n}^* | \mathcal{F}_i]\|_\Omega.$$

Since the conditional expectation is a contraction, the right-hand side can be bounded from above by $\|\varepsilon_{i,n} - \varepsilon_{i,n}^*\|_\Omega$. From the expansion

$$\varepsilon_{i,n} - \varepsilon_{i,n}^* = \sum_{k=m}^{\infty} H(i/n, \mathcal{F}_i^{k+1}) - H(i/n, \mathcal{F}_i^k),$$

for $1 \leq i \leq n$, and the triangle inequality, we obtain

$$\|\varepsilon_{i,n} - \varepsilon_{i,n}^*\|_\Omega \leq \sum_{k=m}^{\infty} \|H(i/n, \mathcal{F}_i^{k+1}) - H(i/n, \mathcal{F}_i^k)\|_\Omega \leq \Theta_m.$$

The last bound holds uniformly for $1 \leq i \leq n$ and $n \in \mathbb{N}$, since

$$\sup_{1 \leq i \leq n, n \in \mathbb{N}} \|H(i/n, \mathcal{F}_i^{k+1}) - H(i/n, \mathcal{F}_i^k)\|_\Omega \leq \delta(H, k+1).$$

■

Proposition 11 *Let Assumption 1 be satisfied. Further, let a_n and b_n be sequences such that $a_n, b_n \rightarrow \infty$. Then,*

$$\sum_{i=1}^{a_n} \sum_{j=1}^{b_n} \text{Cov}(H(t, \mathcal{F}_{i-j}), H(t, \mathcal{F}_0)) = (a_n \wedge b_n) \sigma^2(t) + o(a_n \wedge b_n).$$

Proof In the following, denote the covariance $\text{Cov}(H(t, \mathcal{F}_h), H(t, \mathcal{F}_0))$ by γ_h . Note that γ_h is symmetric in h , so that $\gamma_h = \gamma_{-h}$, for $h \in \mathbb{Z}$. By an index shift and changing the order of summation, we have

$$\sum_{i=1}^{a_n} \sum_{j=1}^{b_n} \gamma_{i-j} = \sum_{j=1}^{b_n} \sum_{i=1-j}^{a_n-j} \gamma_i = \sum_{i=1-b_n}^{a_n-1} \sum_{j=(1-i) \vee 1}^{(a_n-i) \wedge b_n} \gamma_i = \sum_{i=1-b_n}^{a_n-1} ([(a_n - i) \wedge b_n] + [i \wedge 0]) \gamma_i.$$

Splitting the right-hand side into sums with positive and negative summation indices, and using the symmetry of γ_i , we further obtain

$$\begin{aligned} & \sum_{i=1}^{a_n-1} [(a_n - i) \wedge b_n] \gamma_i + \sum_{i=1}^{b_n-1} [(b_n - i) \wedge a_n] \gamma_i + (a_n \wedge b_n) \gamma_0 \\ &= \sum_{i=1}^{(a_n \wedge b_n)-1} (a_n \wedge b_n - i) \gamma_i + \sum_{i=1}^{(a_n \vee b_n)-1} [(a_n \vee b_n - i) \wedge (a_n \wedge b_n)] \gamma_i + (a_n \wedge b_n) \gamma_0. \end{aligned} \tag{12}$$

The term $(a_n \vee b_n - i) \wedge (a_n \wedge b_n)$ can be written as $(a_n \wedge b_n) + [0 \wedge (|a_n - b_n| - i)]$, where the second summand is non-zero whenever $i > |a_n - b_n|$. Hence, again by symmetry of γ_i , we can simplify the right-hand side of (12) as

$$(a_n \wedge b_n) \sum_{i=-(a_n \vee b_n)+1}^{(a_n \wedge b_n)-1} \gamma_i - \sum_{i=1}^{(a_n \wedge b_n)-1} i \gamma_i + \sum_{i=|a_n-b_n|+1}^{(a_n \vee b_n)-1} (|a_n - b_n| - i) \gamma_i.$$

By assumption, the series $\sum_{h=-\infty}^{\infty} \gamma_h = \sigma^2(t)$ converges. By standard arguments, it follows that the first sum equals $(a_n \wedge b_n) \sigma^2(t) + o(a_n \wedge b_n)$, whereas the other two sums are of order $o(a_n \wedge b_n)$. \blacksquare

6.2 Proof of Lemma 6

Before giving the rigorous proof, we briefly summarize its line of reasoning. First, we use the Cramér-Wold device to reduce the statement to a univariate convergence. Next, we show that the last $n - b_n \ell_n$ random variables are asymptotically negligible. Then, we replace the error process $\{(\varepsilon_{i,n})_{i=1,\dots,n}\}_{n \in \mathbb{N}}$ by m_n -dependent random variables $\{(\tilde{\varepsilon}_{i,n})_{i=1,\dots,n}\}_{n \in \mathbb{N}}$, using Proposition 10. We rewrite the process G_n in terms of a double-sum, given by the blocks from the definition of the permutation π . Using the usual big-blocks-small-blocks technique, we show that the small blocks are asymptotically negligible and the big blocks are asymptotically independent. Classic arguments for Riemann sums and Proposition 11, yield the required covariance structure. Finally, moment bounds for the errors allow us to apply Lyapunov's central limit theorem.

Proof: By the Cramér-Wold device, (5) is equivalent to

$$\sum_{i=1}^d a_i G_n(t_i, s_i) \rightsquigarrow \sum_{i=1}^d a_i G(t_i, s_i),$$

for all $a_1, \dots, a_d \in \mathbb{R}$. The left-hand side of the previous display may be written as

$$\sum_{i=1}^d a_i G_n(t_i, s_i) = \sum_{i=1}^d a_i \frac{1}{\sqrt{n}} \sum_{j=1}^{\ell_n b_n} \varepsilon_{\pi_j, n} \mathbf{1}(j \leq \lfloor t_i n \rfloor, \pi_j \leq \lfloor s_i n \rfloor) + R_n,$$

with remainder

$$R_n = \sum_{i=1}^d a_i \frac{1}{\sqrt{n}} \sum_{j=\ell_n b_n + 1}^n \varepsilon_{\pi_j, n} \mathbf{1}(j \leq \lfloor t_i n \rfloor, \pi_j \leq \lfloor s_i n \rfloor).$$

The remainder is asymptotically negligible, since

$$\mathbb{E}[R_n^2] \leq \sum_{i_1, i_2=1}^d a_{i_1} a_{i_2} \frac{n - \ell_n b_n}{n} \sum_{j=\ell_n b_n + 1}^n \mathbb{E}[\varepsilon_j^2] = \mathcal{O}(b_n^2 n^{-1}) \quad (13)$$

by Jensen's inequality and part 2 of Assumption 1.

For m_n as in Assumption 2 and $i = 1, \dots, n$, define

$$\tilde{\varepsilon}_{i,n} = \mathbb{E}[\varepsilon_{i,n} | \eta_i, \dots, \eta_{i-m_n}]. \quad (14)$$

By Proposition 10, $\sup_{1 \leq i \leq n, n \in \mathbb{N}} \|\varepsilon_{i,n} - \tilde{\varepsilon}_{i,n}\|_\Omega \leq \Theta_{m_n}$, so that

$$\begin{aligned} & \left\| \sum_{i=1}^d a_i \frac{1}{\sqrt{n}} \sum_{j=1}^{\ell_n b_n} (\varepsilon_{\pi_j, n} - \tilde{\varepsilon}_{\pi_j, n}) \mathbf{1}(j \leq \lfloor t_i n \rfloor, \pi_j \leq \lfloor s_i n \rfloor) \right\|_\Omega \\ & \leq \sum_{i=1}^d a_i \frac{1}{\sqrt{n}} \sum_{j=1}^{\ell_n b_n} \|\varepsilon_{\pi_j, n} - \tilde{\varepsilon}_{\pi_j, n}\|_\Omega = \mathcal{O}(\sqrt{n} \Theta_{m_n}). \end{aligned} \quad (15)$$

Hence, we can rewrite

$$\sum_{i=1}^d a_i G_n(t_i, s_i) = \sum_{i=1}^d a_i \frac{1}{\sqrt{n}} \sum_{j=1}^{\ell_n b_n} \tilde{\varepsilon}_{\pi_j, n} \mathbf{1}(j \leq \lfloor t_i n \rfloor, \pi_j \leq \lfloor s_i n \rfloor) + \mathcal{O}_{\mathbb{P}}(b_n n^{-1/2} + \sqrt{n} \Theta_{m_n}).$$

By definition of the permutation π , we have

$$\begin{aligned} & \sum_{i=1}^d a_i \frac{1}{\sqrt{n}} \sum_{j=1}^{\ell_n b_n} \tilde{\varepsilon}_{\pi_j, n} \mathbf{1}(j \leq \lfloor t_i n \rfloor, \pi_j \leq \lfloor s_i n \rfloor) \\ & = \sum_{i=1}^d a_i \frac{1}{\sqrt{n}} \sum_{k=1}^{b_n} \sum_{j=1}^{\ell_n} \tilde{\varepsilon}_{k+(j-1)b_n, n} \mathbf{1}((k-1)\ell_n + j \leq \lfloor t_i n \rfloor, k + (j-1)b_n \leq \lfloor s_i n \rfloor). \end{aligned}$$

Changing the order of summation and defining

$$Y_{k,j} = \sum_{i=1}^d a_i \tilde{\varepsilon}_{k+(j-1)b_n, n} \mathbf{1}((k-1)\ell_n + j \leq \lfloor t_i n \rfloor, k + (j-1)b_n \leq \lfloor s_i n \rfloor),$$

for $k = 1, \dots, b_n$ and $j = 1, \dots, \ell_n$, we can rewrite the right-hand side of the previous display as $\frac{1}{\sqrt{n}} \sum_{k=1}^{b_n} \sum_{j=1}^{\ell_n} Y_{k,j}$. Note that two random variables Y_{k_1, j_1} and Y_{k_2, j_2} are independent whenever $|k_1 - k_2 + (j_1 - j_2)b_n| > m_n$.

In the following, we split the overall sum into sums of big and small blocks, so that the small blocks are asymptotically negligible and the big blocks are independent. We conclude the lemma's proof by proving the Lyapunov condition and deriving a central limit theorem for the big blocks.

More specifically, define the big blocks

$$U_j = \{k \in \mathbb{N} : (j-1)b_n + 1 \leq k \leq j b_n - m_n\}$$

and similarly small blocks

$$V_j = \{k \in \mathbb{N} : jb_n - m_n + 1 \leq k \leq jb_n\}$$

for $j = 1, \dots, \ell_n$. Note that the distance between observations in different big blocks is larger than m_n , and the same is true for observations in different small blocks. Hence, observations in different blocks are independent. Further note that $\mathbb{E}[Y_{k,j}] = 0$, for any $k = 1, \dots, b_n$ and $j = 1, \dots, \ell_n$. Hence, for the big blocks, it holds

$$\mathbf{U}_n := \mathbb{E} \left[\left(\frac{1}{\sqrt{n}} \sum_{j=1}^{\ell_n} \sum_{k:(j-1)b_n+k \in U_j} Y_{k,j} \right)^2 \right] = \frac{1}{n} \sum_{j=1}^{\ell_n} \sum_{k_1=1}^{b_n-m_n} \sum_{k_2=1}^{b_n-m_n} \mathbb{E}[Y_{k_1,j} Y_{k_2,j}].$$

Denote by $\gamma_k(t)$ the covariance $\text{Cov}(H(t, \mathcal{F}_k), H(t, \mathcal{F}_0))$. By assumption, H is Lipschitz continuous with respect to the L^2 -norm, so that

$$\sup_{\substack{j=1, \dots, \ell_n \\ k=1, \dots, b_n}} \left\| \varepsilon_{(j-1)b_n+k, n} - H\left(\frac{j-1}{\ell_n}, \mathcal{F}_{(j-1)b_n+k}\right) \right\|_{\Omega} \leq C \frac{b_n}{n}.$$

Hence, by Proposition 10 and boundedness of the moments, it holds

$$\begin{aligned} & \sup_{\substack{j=1, \dots, \ell_n \\ k_1, k_2=1, \dots, b_n}} \left| \mathbb{E}[\tilde{\varepsilon}_{(j-1)b_n+k_1, n} \tilde{\varepsilon}_{(j-1)b_n+k_2, n}] - \gamma_{k_1-k_2}\left(\frac{j}{\ell_n}\right) \right| \\ &= \sup_{\substack{j=1, \dots, \ell_n \\ k_1, k_2=1, \dots, b_n}} \left| \mathbb{E}[\tilde{\varepsilon}_{(j-1)b_n+k_1, n} \tilde{\varepsilon}_{(j-1)b_n+k_2, n}] - \mathbb{E}[\varepsilon_{(j-1)b_n+k_1, n} \varepsilon_{(j-1)b_n+k_2, n}] \right| + \mathcal{O}\left(\frac{b_n}{n}\right) \quad (16) \\ &\leq \left(\sup_{i=1, \dots, n} \|\tilde{\varepsilon}_{i, n}\|_{\Omega} + \sup_{i=1, \dots, n} \|\varepsilon_{i, n}\|_{\Omega} \right) \sup_{i=1, \dots, n} \|\varepsilon_{i, n} - \tilde{\varepsilon}_{i, n}\|_{\Omega} + \mathcal{O}\left(\frac{b_n}{n}\right) = \mathcal{O}\left(\frac{b_n}{n} + \Theta_{m_n}\right). \end{aligned}$$

By expanding $Y_{k,j}$ and plugging $\gamma_{k_1-k_2}\left(\frac{j}{\ell_n}\right)$ in, we can rewrite

$$\mathbf{U}_n = \sum_{i_1, i_2=1}^d a_{i_1} a_{i_2} \frac{1}{n} \sum_{j=1}^{\ell_n} \sum_{k_1=1}^{b_n-m_n} \sum_{k_2=1}^{b_n-m_n} \gamma_{k_1-k_2}\left(\frac{j}{\ell_n}\right) A_{k_1, j}(t_1, s_1) A_{k_2, j}(t_2, s_2) + \mathcal{O}\left(\frac{b_n^2}{n} + b_n \Theta_{m_n}\right), \quad (17)$$

where $A_{k,j}(t, s) = \mathbb{1}((k-1)\ell_n + j \leq \lfloor tn \rfloor, k + (j-1)b_n \leq \lfloor sn \rfloor)$, for $t, s \in [0, 1], k = 1, \dots, b_n, j = 1, \dots, \ell_n$. Rearranging terms in the indicators yields

$$\begin{aligned} A_{k_1, j}(t_1, s_1) A_{k_2, j}(t_2, s_2) &= \mathbb{1}\left(k_1 \leq \frac{\lfloor t_{i_1} n \rfloor - j}{\ell_n} + 1, k_2 \leq \frac{\lfloor t_{i_2} n \rfloor - j}{\ell_n} + 1\right) \\ &\quad \times \mathbb{1}\left(j \leq \frac{(\lfloor s_{i_1} n \rfloor - k_1) \wedge (\lfloor s_{i_2} n \rfloor - k_2)}{b_n} + 1\right). \end{aligned} \quad (18)$$

Since

$$\frac{\lfloor s_{i_1} n \rfloor \wedge \lfloor s_{i_2} n \rfloor}{b_n} - \frac{(\lfloor s_{i_1} n \rfloor - k_1) \wedge (\lfloor s_{i_2} n \rfloor - k_2)}{b_n} \leq \frac{k_1 \vee k_2}{b_n} \leq \frac{b_n - m_n}{b_n} < 1,$$

it exists at most one $j \in \{1, \dots, \ell_n\}$ such that the second indicator on the right-hand side of (18) does not equal $\mathbb{1}\left(j \leq \frac{\lfloor (s_{i_1} \wedge s_{i_2}) n \rfloor}{b_n} + 1\right)$. In particular, when replacing the indicator in (17), the error is of order $\mathcal{O}(b_n^2/n)$, so that we can rewrite

$$\begin{aligned} \mathbf{U}_n = \sum_{i_1, i_2=1}^d a_{i_1} a_{i_2} \frac{1}{n} \sum_{j=1}^{\ell_n} \sum_{k_1=1}^{b_n-m_n} \sum_{k_2=1}^{b_n-m_n} \gamma_{k_1-k_2}\left(\frac{j}{\ell_n}\right) \mathbb{1}\left(k_1 \leq \frac{\lfloor t_{i_1} n \rfloor - j}{\ell_n} + 1, k_2 \leq \frac{\lfloor t_{i_2} n \rfloor - j}{\ell_n} + 1\right) \\ \times \mathbb{1}\left(j \leq \frac{\lfloor (s_{i_1} \wedge s_{i_2}) n \rfloor}{b_n} + 1\right) + \mathcal{O}\left(\frac{b_n^2}{n} + b_n \Theta_{m_n}\right). \end{aligned} \quad (19)$$

By Proposition 11, we have

$$\begin{aligned} \sum_{k_1=1}^{b_n-m_n} \sum_{k_2=1}^{b_n-m_n} \gamma_{k_1-k_2}\left(\frac{j}{\ell_n}\right) \mathbb{1}\left(k_1 \leq \frac{\lfloor t_{i_1} n \rfloor - j}{\ell_n} + 1, k_2 \leq \frac{\lfloor t_{i_2} n \rfloor - j}{\ell_n} + 1\right) \\ = \frac{\lfloor (t_{i_1} \wedge t_{i_2}) n \rfloor - j}{\ell_n} \sigma^2\left(\frac{j}{\ell_n}\right) + o(b_n), \end{aligned}$$

so that (19) yields

$$\begin{aligned} \mathbf{U}_n = \sum_{i_1, i_2=1}^d a_{i_1} a_{i_2} \frac{1}{n} \sum_{j=1}^{\ell_n} \frac{\lfloor (t_{i_1} \wedge t_{i_2}) n \rfloor - j}{\ell_n} \sigma^2\left(\frac{j}{\ell_n}\right) \mathbb{1}\left(j \leq \frac{\lfloor (s_{i_1} \wedge s_{i_2}) n \rfloor}{b_n} + 1\right) \\ + \mathcal{O}\left(\frac{b_n^2}{n} + b_n \Theta_{m_n}\right) + o(1). \end{aligned}$$

Using a standard argument based on Riemann sums, it follows that

$$\begin{aligned} \sum_{j=1}^{\ell_n} \frac{\lfloor (t_{i_1} \wedge t_{i_2}) n \rfloor - j}{\ell_n} \sigma^2\left(\frac{j}{\ell_n}\right) \mathbb{1}\left(j \leq \frac{\lfloor (s_{i_1} \wedge s_{i_2}) n \rfloor}{b_n} + 1\right) \\ = (t_{i_1} \wedge t_{i_2}) n \int_0^{s_{i_1} \wedge s_{i_2}} \sigma^2(x) dx + \mathcal{O}(\ell_n) \end{aligned}$$

since σ^2 is Lipschitz continuous by assumption. Hence,

$$\mathbf{U}_n = \sum_{i_1, i_2=1}^d a_{i_1} a_{i_2} (t_{i_1} \wedge t_{i_2}) \int_0^{s_{i_1} \wedge s_{i_2}} \sigma^2(x) dx + \mathcal{O}\left(\frac{b_n^2}{n} + \frac{\ell_n}{n} + b_n \Theta_{m_n}\right) + o(1),$$

which converges to $\text{Var}(\sum_{i=1}^d a_i G(t_i, s_i))$. Analogously, it follows for the small blocks that

$$\mathbb{E} \left[\left(\frac{1}{\sqrt{n}} \sum_{j=1}^{\ell_n} \sum_{k: (j-1)b_n + k \in V_j} Y_{k,j} \right)^2 \right] = \mathcal{O} \left(\frac{m_n}{b_n} + \frac{m_n^2}{b_n} \Theta_{m_n} \right),$$

which vanishes as $n \rightarrow \infty$. Hence, the small blocks are negligible and the asymptotic behavior of $\sum_{i=1}^d a_i G_n(t_i, s_i)$ is determined by the big blocks. Finally, since two random variables Y_{k_1, j_1} and Y_{k_2, j_2} are independent whenever $|k_1 - k_2 + (j_1 - j_2)b_n| > m_n$,

$$\sum_{k_1: (j-1)b_n + k_1 \in U_j} \cdots \sum_{k_4: (j-1)b_n + k_4 \in U_j} \mathbb{E} \left[\prod_{i=1}^4 Y_{k_i, j} \right]$$

has at most $b_n^2 m_n^2$ non-zero summands. Hence, by part 2 of Assumption 1,

$$\sum_{j=1}^{\ell_n} \mathbb{E} \left[\left(\frac{1}{\sqrt{n}} \sum_{k: (j-1)b_n + k \in U_j} Y_{k,j} \right)^4 \right] \leq C \frac{b_n^2 m_n^2 \ell_n}{n^2} = \mathcal{O} \left(\frac{b_n m_n^2}{n} \right)$$

for some constant $C > 0$. By Lyapunov's central limit theorem, it follows that

$$\sum_{i=1}^d a_i G_n(t_i, s_i) \rightsquigarrow \mathcal{N} \left(0, \text{Var} \left(\sum_{i=1}^d a_i G(t_i, s_i) \right) \right) \stackrel{\mathcal{D}}{=} \sum_{i=1}^d a_i G(t_i, s_i)$$

so that the lemma's statement follows from the Cramér-Wold device.

6.3 Proof of Lemma 7

As before, we briefly summarize the main arguments of the lemma's proof. By the triangle inequality, stochastic equicontinuity of G_n in both arguments is equivalent to the property in each argument separately, when taking the supremum over the other argument. Further, G_n may be replaced by \tilde{G}_n , based on the m_n -dependent random variables $\{(\tilde{\varepsilon}_{i,n})_{i=1, \dots, n}\}_{n \in \mathbb{N}}$. By careful inspection of the indices and using moment bounds on the errors, the L^4 -norm of $\tilde{G}_n(t, s_1) - \tilde{G}_n(t, s_2)$ is bounded from above by $C|s_1 - s_2|^{3/2}$, for all $s_1, s_2 \in [0, 1]$ with $|s_1 - s_2| > (2^{8/3} \ell_n)^{-1}$. Using Lemma A.1 of Kley et al. (2016), $\lim_{\rho \searrow 0} \lim_{n \rightarrow \infty} \mathbb{E} [\sup_{t \in [0, 1], |s_1 - s_2| \leq \rho} (\tilde{G}_n(t, s_1) - \tilde{G}_n(t, s_2))^4]^{1/4}$ can be ultimately bounded from above by $C\eta^{4/3}$, for any $\eta > 0$, so that stochastic equicontinuity in s follows by Markov's inequality. Similarly, $\mathbb{E} [(\tilde{G}_n(t_1, s) - \tilde{G}_n(t_2, s))^4]^{1/4} \leq C|t_1 - t_2|^{1/2}$, for all $t_1, t_2 \in [0, 1]$ with $|t_1 - t_2| > (4b_n)^{-1}$. Again, using Lemma A.1 of Kley et al. (2016), stochastic equicontinuity in t is derived. Though, a crucial difference in the arguments is, that in the latter case we make use of martingale properties rather than a careful manipulation of the indicators and moment bounds only.

Proof: First, by the triangle inequality,

$$|G_n(t_1, s_1) - G_n(t_2, s_2)| \leq |G_n(t_1, s_1) - G_n(t_1, s_2)| + |G_n(t_1, s_2) - G_n(t_2, s_2)|,$$

so that the lemma follows from

$$\lim_{\rho \searrow 0} \lim_{n \rightarrow \infty} \mathbb{P} \left(\sup_{t \in [0,1], |s_1 - s_2| \leq \rho} |G_n(t, s_1) - G_n(t, s_2)| > \varepsilon \right) = 0, \quad (20)$$

$$\lim_{\rho \searrow 0} \lim_{n \rightarrow \infty} \mathbb{P} \left(\sup_{s \in [0,1], |t_1 - t_2| \leq \rho} |G_n(t_1, s) - G_n(t_2, s)| > \varepsilon \right) = 0. \quad (21)$$

The two convergences are proven essentially by using similar arguments.

Recall the m_n -dependent random variables $\tilde{\varepsilon}_{i,n} = \mathbb{E}[\varepsilon_{i,n} | \eta_i, \dots, \eta_{i-m_n}]$ from (14), for a sequence $(m_n)_{n \in \mathbb{N}}$ as in Assumption 2. Similarly to (13) and (15), it holds

$$\mathbb{E} \left[\sup_{s, t \in [0,1]} (G_n(t, s) - \tilde{G}_n(t, s))^2 \right]^{1/2} = \mathcal{O}(\sqrt{n} \Theta_{m_n} + b_n n^{-1/2}),$$

where $\tilde{G}_n(t, s)$ is defined as

$$\tilde{G}_n(t, s) = \frac{1}{\sqrt{n}} \sum_{i=1}^{\ell_n b_n} \tilde{\varepsilon}_{\pi_i, n} \mathbf{1}(i \leq \lfloor tn \rfloor, \pi_i \leq \lfloor sn \rfloor).$$

Hence, stochastic equicontinuity of $G_n(t, s)$ follows from (20) and (21) for the process $\tilde{G}_n(t, s)$. For (20), consider

$$\begin{aligned} \tilde{G}_n(t, s_1) - \tilde{G}_n(t, s_2) &= \frac{1}{\sqrt{n}} \sum_{j=1}^{\ell_n} \sum_{k=1}^{b_n} \tilde{\varepsilon}_{k+(j-1)b_n, n} \mathbf{1}(k \leq \frac{\lfloor tn \rfloor - j}{\ell_n} + 1) \\ &\quad \times \left[\mathbf{1}(j \leq \frac{\lfloor s_1 n \rfloor - k}{b_n} + 1) - \mathbf{1}(j \leq \frac{\lfloor s_2 n \rfloor - k}{b_n} + 1) \right]. \end{aligned}$$

The indicator difference can be expanded to

$$\text{sign}(s_1 - s_2) \cdot \mathbf{1} \left(\frac{\lfloor (s_1 \wedge s_2) n \rfloor - k}{b_n} + 1 < j \leq \frac{\lfloor (s_1 \vee s_2) n \rfloor - k}{b_n} + 1 \right),$$

where $\text{sign}(x) = \mathbf{1}(x > 0) - \mathbf{1}(x < 0)$ specifies the sign of a value $x \in \mathbb{R}$. In the following, we calculate the fourth moment of $|\tilde{G}_n(t, s_1) - \tilde{G}_n(t, s_2)|$. Let $A_{k,j} = \mathbf{1}(k \leq \frac{\lfloor tn \rfloor - j}{\ell_n} + 1)$ and $B_{k,j} = \mathbf{1}(\frac{\lfloor (s_1 \wedge s_2) n \rfloor - k}{b_n} + 1 < j \leq \frac{\lfloor (s_1 \vee s_2) n \rfloor - k}{b_n} + 1)$. Then,

$$\mathbf{M}_n := \mathbb{E}[(\tilde{G}_n(t, s_1) - \tilde{G}_n(t, s_2))^4] = \mathbb{E} \left[\left(\frac{1}{\sqrt{n}} \sum_{j=1}^{\ell_n} \sum_{k=1}^{b_n} \tilde{\varepsilon}_{k+(j-1)b_n, n} A_{k,j} B_{k,j} \right)^4 \right].$$

Since the random variables $\tilde{\varepsilon}_{i_1}, \tilde{\varepsilon}_{i_2}$ are centered and independent for $|i_1 - i_2| > m_n$, most moments are zero, when expanding the parenthesis in the expectation. More specifically, $\mathbb{E}[\prod_{i_\nu=1}^4 \tilde{\varepsilon}_{i_\nu, n}]$ does not vanish, only if

- all random variables are dependent, essentially having the same index j , or
- there are 2 pairs of 2 dependent random variables, essentially having the 2 (pairwise different) indices j_1, j_2 .

In particular, we can rewrite

$$\begin{aligned} \mathbf{M}_n = \mathbf{Z}_{n,1} + \frac{3}{n^2} \sum_{\substack{j_1, j_2=1 \\ j_1 \neq j_2}}^{\ell_n} \sum_{\substack{k_1, k_3=1 \\ k_2=k_1-m_n}}^{b_n} \sum_{k_2=k_1-m_n}^{k_1+m_n} \sum_{k_4=k_3-m_n}^{k_3+m_n} \mathbb{E}[\tilde{\varepsilon}_{k_1+(j_1-1)b_n, n} \tilde{\varepsilon}_{k_2+(j_1-1)b_n, n}] \\ \times \mathbb{E}[\tilde{\varepsilon}_{k_3+(j_2-1)b_n, n} \tilde{\varepsilon}_{k_4+(j_2-1)b_n, n}] \times A_{k_1, j_1} A_{k_2, j_1} A_{k_3, j_2} A_{k_4, j_2} B_{k_1, j_1} B_{k_2, j_1} B_{k_3, j_2} B_{k_4, j_2}, \end{aligned}$$

where

$$\mathbf{Z}_{n,1} = \frac{1}{n^2} \sum_{j=1}^{\ell_n} \sum_{k_1=1}^{b_n} \sum_{k_2=1-m_n}^{b_n+m_n} \sum_{k_3=1-2m_n}^{b_n+2m_n} \sum_{k_4=1-3m_n}^{b_n+3m_n} \mathbb{E} \left[\prod_{i=1}^4 \tilde{\varepsilon}_{k_i+(j-1)b_n, n} \right] \prod_{i=1}^4 A_{k_i, j} B_{k_i, j}.$$

Further, we can bound the second term from above, by adding the summands with equal index $j_1 = j_2$. Then, $\mathbf{M}_n \leq C(\mathbf{Z}_{n,1} + \mathbf{Z}_{n,2}^2)$, for some constant $C > 0$ and

$$\mathbf{Z}_{n,2} = \frac{1}{n} \sum_{j=1}^{\ell_n} \sum_{k_1=1}^{b_n} \sum_{k_2=k_1-m_n}^{k_1+m_n} \mathbb{E}[\tilde{\varepsilon}_{k_1+(j-1)b_n, n} \tilde{\varepsilon}_{k_2+(j-1)b_n, n}] \prod_{i=1}^2 A_{k_i, j} B_{k_i, j}$$

The moments can be uniformly bounded, since $\sup_{1 \leq i \leq n, n \in \mathbb{N}} \mathbb{E}[\varepsilon_{i,n}^4] < \infty$ by assumption. For $\mathbf{Z}_{n,1}$, by m_n dependence and taking the range of j into account, as specified by the indicators $B_{k_i, j}$, there are at most $C m_n^2 b_n^2 (\frac{|s_1 - s_2| n + b_n}{b_n})$ non-zero summands, so that

$$\mathbf{Z}_{n,1} \leq C \frac{m_n^2}{\ell_n} (|s_1 - s_2| + \frac{1}{\ell_n}). \quad (22)$$

For all $s_1, s_2 \in [0, 1]$ with $|s_1 - s_2| > \frac{1}{\ell_n}$, it holds

$$\mathbf{Z}_{n,1} \leq C \sqrt{\frac{m_n^4}{\ell_n} \frac{1}{\sqrt{\ell_n}}} |s_1 - s_2| \leq C |s_1 - s_2|^{3/2}$$

since $m_n^4 = \mathcal{O}(\ell_n)$. To bound $\mathbf{Z}_{n,2}$, note that

$$B_{k,j} = \mathbf{1} \left(\lfloor \frac{(s_1 \wedge s_2)n}{b_n} \rfloor + 1 < j \leq \lfloor \frac{(s_1 \vee s_2)n}{b_n} \rfloor + 1 \right)$$

for all $j \in \{1, \dots, \ell_n\} \setminus \{\lfloor \frac{(s_1 \wedge s_2)n}{b_n} \rfloor + 2, \lfloor \frac{(s_1 \vee s_2)n}{b_n} \rfloor + 1\}$. For any such j , due to (16) and Proposition 11,

$$\begin{aligned} & \sum_{k_1=1}^{b_n} \sum_{k_2=k_1-m_n}^{k_1+m_n} \mathbb{E}[\tilde{\varepsilon}_{k_1+(j-1)b_n, n} \tilde{\varepsilon}_{k_2+(j-1)b_n, n}] \prod_{i=1}^2 A_{k_i, j} B_{k_i, j} \\ &= \frac{tn + \ell_n}{\ell_n} (\sigma^2(\frac{j}{\ell_n}) + o(1)) \mathbb{1}(\lfloor \frac{(s_1 \wedge s_2)n}{b_n} \rfloor + 1 < j \leq \lfloor \frac{(s_1 \vee s_2)n}{b_n} \rfloor + 1), \end{aligned} \quad (23)$$

since $b_n m_n \Theta_{m_n} = o(b_n)$ and $\frac{b_n^2 m_n}{n} = o(b_n)$. Similarly, the quantity is of order $\mathcal{O}(b_n)$ at the boundaries, for $j \in \{\lfloor \frac{(s_1 \wedge s_2)n}{b_n} \rfloor + 2, \lfloor \frac{(s_1 \vee s_2)n}{b_n} \rfloor + 1\}$. Accounting for the factor $\frac{1}{n}$, the contribution of the boundaries is of order $\mathcal{O}(b_n/n)$. Hence, $\mathbf{Z}_{n,2}$ can be rewritten as

$$\begin{aligned} \mathbf{Z}_{n,2} &= \frac{1}{n} \sum_{j=1}^{\ell_n} \frac{tn + \ell_n}{\ell_n} (\sigma^2(\frac{j}{\ell_n}) + o(1)) \mathbb{1}(\lfloor \frac{(s_1 \wedge s_2)n}{b_n} \rfloor + 1 < j \leq \lfloor \frac{(s_1 \vee s_2)n}{b_n} \rfloor + 1) + \mathcal{O}(\frac{1}{\ell_n}) \\ &\leq C \frac{1}{n} \frac{|s_1 - s_2|n + b_n}{b_n} b_n + \mathcal{O}(\frac{1}{\ell_n}) \leq C|s_1 - s_2| + \mathcal{O}(\frac{1}{\ell_n}). \end{aligned}$$

Hence, similarly to $\mathbf{Z}_{n,1}$, for all $s_1, s_2 \in [0, 1]$ such that $|s_1 - s_2| > \frac{1}{\ell_n}$, it holds

$$\mathbf{Z}_{n,2}^2 \leq C|s_1 - s_2|^2.$$

Combining the bounds for $\mathbf{Z}_{n,1}$ and $\mathbf{Z}_{n,2}$, we finally have

$$\mathbf{M}_n^{1/4} = \mathbb{E}[(\tilde{G}_n(t, s_1) - \tilde{G}_n(t, s_2))^4]^{1/4} \leq C|s_1 - s_2|^{3/8},$$

for all $s_1, s_2 \in [0, 1]$ with $|s_1 - s_2| > \frac{1}{2^{8/3}\ell_n}$.

By Lemma A.1 of Kley et al. (2016), for any $\rho > 0, \eta \geq \frac{1}{2\ell_n^{3/8}}$, it holds

$$\begin{aligned} & \mathbb{E} \left[\sup_{t \in [0, 1], |s_1 - s_2| \leq \rho} (\tilde{G}_n(t, s_1) - \tilde{G}_n(t, s_2))^4 \right]^{1/4} \\ & \leq K \left\{ \int_{\frac{1}{2\ell_n^{3/8}}}^{\eta} D^{1/4}(\varepsilon) d\varepsilon + (\rho^{3/8} + \frac{2}{\ell_n^{3/8}}) D^{1/2}(\eta) \right\} + 2 \mathbb{E} \left[\sup_{\substack{|s_1 - s_2| \leq \ell_n^{-1} \\ t \in [0, 1], s_1 \in \mathbb{T}}} |\tilde{G}_n(t, s_1) - \tilde{G}_n(t, s_2)|^4 \right]^{1/4} \end{aligned} \quad (24)$$

for some constant K , where $D(\varepsilon)$ denotes the packing number of the space $([0, 1], |\cdot|^{3/8})$ and \mathbb{T} consists of at most $D(\ell_n^{-3/8})$ points. $D(\varepsilon)$ can be bounded from above by $\varepsilon^{-8/3}$, so that $D(\ell_n^{-3/8}) \leq \ell_n$. For the first summand, it holds

$$\int_{\frac{1}{2\ell_n^{3/8}}}^{\eta} D^{1/4}(\varepsilon) d\varepsilon + (\rho^{3/8} + 2\ell_n^{-3/8}) D^{1/2}(\eta) \leq 3\eta^{1/3} - \frac{3}{2^{1/3}} \ell_n^{-1/8} + (\rho^{3/8} + 2\ell_n^{-3/8}) \frac{1}{\eta^{4/3}}.$$

For the second summand, we can bound

$$\begin{aligned} & \mathbb{E} \left[\sup_{\substack{|s_1-s_2| \leq \ell_n^{-1} \\ t \in [0,1], s_1 \in \mathbb{T}}} |\tilde{G}_n(t, s_1) - \tilde{G}_n(t, s_2)|^4 \right] \\ & \leq \mathbb{E} \left[\sup_{\substack{s_2-s_1 \in [0, \ell_n^{-1}], \\ t \in [0,1], s_1 \in \mathbb{T}}} |\tilde{G}_n(t, s_1) - \tilde{G}_n(t, s_2)|^4 \right] + \mathbb{E} \left[\sup_{\substack{s_1-s_2 \in [0, \ell_n^{-1}], \\ t \in [0,1], s_1 \in \mathbb{T}}} |\tilde{G}_n(t, s_1) - \tilde{G}_n(t, s_2)|^4 \right]. \end{aligned} \quad (25)$$

For the first expectation on the right-hand side, we have

$$\begin{aligned} \mathbf{R}_n &:= \mathbb{E} \left[\sup_{\substack{s_2-s_1 \in [0, \ell_n^{-1}], \\ t \in [0,1], s_1 \in \mathbb{T}}} |\tilde{G}_n(t, s_1) - \tilde{G}_n(t, s_2)|^4 \right] \\ &\leq \sum_{s \in \mathbb{T}} \mathbb{E} \left[\sup_{t \in [0,1]} \max_{i=1}^{b_n} \left| \frac{1}{\sqrt{n}} \sum_{j=1}^{\ell_n} \sum_{k=1}^{b_n} \tilde{\varepsilon}_{k+(j-1)b_n, n} \mathbf{1}(k \leq \frac{\lfloor tn \rfloor - j}{\ell_n} + 1) \right. \right. \\ &\quad \left. \left. \times \mathbf{1}(\frac{\lfloor sn \rfloor - k}{b_n} + 1 < j \leq \frac{\lfloor sn \rfloor + i - k}{b_n} + 1) \right|^4 \right]. \end{aligned} \quad (26)$$

Further note that the indicator $\mathbf{1}(\frac{\lfloor sn \rfloor - k}{b_n} + 1 < j \leq \frac{\lfloor sn \rfloor + i - k}{b_n} + 1)$ is not 0, only if $j = \lfloor \frac{sn+i-k}{b_n} \rfloor + 1$ and $\lfloor \frac{sn+i-k}{b_n} \rfloor > \lfloor \frac{sn-k}{b_n} \rfloor$. Hence, for each k , at most one $j(k)$ exists, such that the indicator does not vanish. In this case, $j(k) = \lfloor \frac{sn+i-k}{b_n} \rfloor + 1$.

In particular, it follows from (26) that

$$\mathbf{R}_n \leq \sum_{s \in \mathbb{T}} \mathbb{E} \left[\sup_{t \in [0,1]} \max_{i=1}^{b_n} \left| \frac{1}{\sqrt{n}} \sum_{k=1}^{b_n} \tilde{\varepsilon}_{k+(j(k)-1)b_n, n} \mathbf{1}(k \leq \frac{\lfloor tn \rfloor - j(k)}{\ell_n} + 1, \lfloor \frac{sn-k}{b_n} \rfloor < \lfloor \frac{sn-k+i}{b_n} \rfloor) \right|^4 \right] \quad (27)$$

Let $r(s) = \lfloor sn \rfloor - \lfloor \frac{sn}{b_n} \rfloor b_n$, then, $\lfloor \frac{sn+i-k}{b_n} \rfloor > \lfloor \frac{sn-k}{b_n} \rfloor$ if and only if $r(s) < k \leq r(s) + i$ or $k \leq r(s) + i - b_n$. Hence, we may rewrite

$$\begin{aligned} & \sup_{t \in [0,1]} \max_{i=1}^{b_n} \left| \frac{1}{\sqrt{n}} \sum_{k=1}^{b_n} \tilde{\varepsilon}_{k+(j(k)-1)b_n, n} \mathbf{1}(k \leq \frac{\lfloor tn \rfloor - j(k)}{\ell_n} + 1) \mathbf{1}(r(s) < k \leq r(s) + i \vee k \leq r(s) + i - b_n) \right| \\ & \leq \sup_{t \in [0,1]} \max_{i=1}^{b_n} \left| \frac{1}{\sqrt{n}} \sum_{k=1}^{b_n} \tilde{\varepsilon}_{k+(j(k)-1)b_n, n} \mathbf{1}(r(s) < k \leq \min(\frac{\lfloor tn \rfloor - j(k)}{\ell_n} + 1, r(s) + i)) \right| \\ & \quad + \sup_{t \in [0,1]} \max_{i=1}^{b_n} \left| \frac{1}{\sqrt{n}} \sum_{k=1}^{b_n} \tilde{\varepsilon}_{k+(j(k)-1)b_n, n} \mathbf{1}(k \leq \min(\frac{\lfloor tn \rfloor - j(k)}{\ell_n} + 1, r(s) + i - b_n)) \right| \\ & \leq \max_{\nu=r(s)+1}^{b_n} \left| \frac{1}{\sqrt{n}} \sum_{k=r(s)+1}^{\nu} \tilde{\varepsilon}_{k+(j(k)-1)b_n, n} \right| + \max_{\nu=1}^{b_n} \left| \frac{1}{\sqrt{n}} \sum_{k=1}^{\nu} \tilde{\varepsilon}_{k+(j(k)-1)b_n, n} \right| \end{aligned}$$

By (27), \mathbf{R}_n can be bounded from above by

$$C \sum_{s \in \mathbb{T}} \left(\sum_{\nu=r(s)+1}^{b_n} \mathbb{E} \left[\left| \frac{1}{\sqrt{n}} \sum_{k=r(s)+1}^{\nu} \tilde{\varepsilon}_{k+(j(k)-1)b_n, n} \right|^4 \right] + \sum_{\nu=1}^{b_n} \mathbb{E} \left[\left| \frac{1}{\sqrt{n}} \sum_{k=1}^{\nu} \tilde{\varepsilon}_{k+(j(k)-1)b_n, n} \right|^4 \right] \right),$$

where the expectations are of order $\mathcal{O}(\frac{b_n^2 m_n^2}{n^2})$ by the same arguments that led to (22). Since $|\mathbb{T}| \leq D(\ell_n^{-3/8}) \leq \ell_n$, \mathbf{R}_n is of order $\mathcal{O}(\frac{b_n^2 m_n^2}{n})$.

Analogously, we can bound the second expression on the right-hand side of (25), so that

$$\mathbb{E} \left[\sup_{\substack{|s_1-s_2| \leq \ell_n^{-1} \\ t \in [0,1], s_1 \in \mathbb{T}}} |\tilde{G}_n(t, s_1) - \tilde{G}_n(t, s_2)|^4 \right] \leq C \frac{b_n^2 m_n^2}{n},$$

for some generic constant $C \in \mathbb{R}$. By Markov's inequality and (24), it follows

$$\lim_{\rho \searrow 0} \lim_{n \rightarrow \infty} \mathbb{P} \left(\sup_{t \in [0,1], |s_1-s_2| \leq \rho} |G_n(t, s_1) - G_n(t, s_2)| > \varepsilon \right) \leq \frac{81K^4 \eta^{4/3}}{\varepsilon^4},$$

for any $\eta > 0$, which completes the proof of (20).

The proof of (21), generally follows by similar arguments. As before, for $t_1, t_2, s \in [0, 1]$, we can rewrite

$$\begin{aligned} \tilde{G}_n(t_1, s) - \tilde{G}_n(t_2, s) &= \text{sign}(t_1 - t_2) \frac{1}{\sqrt{n}} \sum_{j=1}^{\ell_n} \sum_{k=1}^{b_n} \tilde{\varepsilon}_{k+(j-1)b_n, n} \mathbb{1}(j \leq \frac{\lfloor sn \rfloor - k}{b_n} + 1) \\ &\quad \times \mathbb{1} \left(\frac{\lfloor (t_1 \wedge t_2)n \rfloor - j}{\ell_n} + 1 < k \leq \frac{\lfloor (t_1 \vee t_2)n \rfloor - j}{\ell_n} + 1 \right). \end{aligned}$$

For $\tilde{A}_{k,j} = \mathbb{1}(j \leq \frac{\lfloor sn \rfloor - k}{b_n} + 1)$ and $\tilde{B}_{k,j} = \mathbb{1}(\frac{\lfloor (t_1 \wedge t_2)n \rfloor - j}{\ell_n} + 1 < k \leq \frac{\lfloor (t_1 \vee t_2)n \rfloor - j}{\ell_n} + 1)$, we can bound

$$\tilde{\mathbf{M}}_n := \mathbb{E}[(\tilde{G}_n(t_1, s) - \tilde{G}_n(t_2, s))^4] \leq C(\mathbf{Z}_{n,3} + \mathbf{Z}_{n,4}^2),$$

for some generic constant $C \in \mathbb{R}$,

$$\mathbf{Z}_{n,3} = \frac{1}{n^2} \sum_{j=1}^{\ell_n} \sum_{k_1=1}^{b_n} \sum_{k_2=1-m_n}^{b_n+m_n} \sum_{k_3=1-2m_n}^{b_n+2m_n} \sum_{k_4=1-3m_n}^{b_n+3m_n} \mathbb{E} \left[\prod_{i=1}^4 \tilde{\varepsilon}_{k_i+(j-1)b_n, n} \right] \prod_{i=1}^4 \tilde{A}_{k_i, j} \tilde{B}_{k_i, j}$$

and

$$\mathbf{Z}_{n,4} = \frac{1}{n} \sum_{j=1}^{\ell_n} \sum_{k_1=1}^{b_n} \sum_{k_2=k_1-m_n}^{k_1+m_n} \mathbb{E}[\tilde{\varepsilon}_{k_1+(j-1)b_n, n} \tilde{\varepsilon}_{k_2+(j-1)b_n, n}] \prod_{i=1}^2 \tilde{A}_{k_i, j} \tilde{B}_{k_i, j}.$$

By taking the ranges of j and k into account, as specified by the indicators, and m_n dependence, there are at most $C\ell_n m_n^2 (\frac{|t_1-t_2|n+\ell_n}{\ell_n})^2$ non-zero summands, so that, similarly

to (22),

$$\mathbf{Z}_{n,3} \leq C \frac{m_n^2}{\ell_n} (|t_1 - t_2| + \frac{1}{b_n})^2.$$

For all $t_1, t_2 \in [0, 1]$ with $|t_1 - t_2| > \frac{1}{b_n}$, it holds $\mathbf{Z}_{n,3} \leq C|t_1 - t_2|^2$ since $m_n^2 = \mathcal{O}(\ell_n)$. To bound $\mathbf{Z}_{n,4}$, note that

$$\tilde{A}_{k,j} = \mathbf{1}(j \leq \lfloor \frac{sn}{b_n} \rfloor + 1)$$

for all $j \in \{1, \dots, \ell_n\} \setminus \{\lfloor \frac{sn}{b_n} \rfloor + 1\}$. Analogously to (23), for any such j ,

$$\begin{aligned} & \sum_{k_1=1}^{b_n} \sum_{k_2=k_1-m_n}^{k_1+m_n} \mathbb{E}[\tilde{\varepsilon}_{k_1+(j_1-1)b_n,n} \tilde{\varepsilon}_{k_2+(j_1-1)b_n,n}] \prod_{i=1}^2 A_{k_i,j} B_{k_i,j} \\ &= \frac{|t_1 - t_2|n + \ell_n}{\ell_n} (\sigma^2(\frac{j}{\ell_n}) + o(1)) \mathbf{1}(j \leq \lfloor \frac{sn}{b_n} \rfloor + 1), \end{aligned}$$

and the quantity is of order $\mathcal{O}(b_n)$ at $j = \lfloor \frac{sn}{b_n} \rfloor + 1$. Hence, we can rewrite $\mathbf{Z}_{n,4}$ as

$$\begin{aligned} \mathbf{Z}_{n,4} &= \frac{1}{n} \sum_{j=1}^{\ell_n} \frac{|t_1 - t_2|n + \ell_n}{\ell_n} (\sigma^2(\frac{j}{\ell_n}) + o(1)) \mathbf{1}(j \leq \lfloor \frac{sn}{b_n} \rfloor + 1) + \mathcal{O}(\frac{1}{\ell_n}) \\ &\leq C|t_1 - t_2| + \mathcal{O}(\frac{1}{b_n}). \end{aligned}$$

Similarly to $\mathbf{Z}_{n,3}$, for all $t_1, t_2 \in [0, 1]$ such that $|t_1 - t_2| > \frac{1}{b_n}$, it holds

$$\mathbf{Z}_{n,4}^2 \leq C|t_1 - t_2|^2.$$

Combining the bounds for $\mathbf{Z}_{n,3}$ and $\mathbf{Z}_{n,4}$, we finally have

$$\tilde{\mathbf{M}}_n^{1/4} = \mathbb{E}[(\tilde{G}_n(t_1, s) - \tilde{G}_n(t_2, s))^4]^{1/4} \leq C|t_1 - t_2|^{1/2},$$

for all $t_1, t_2 \in [0, 1]$ with $|t_1 - t_2| > \frac{1}{4b_n}$.

By Lemma A.1 of Kley et al. (2016), for any $\rho > 0, \eta \geq \frac{1}{\sqrt{b_n}}$, it holds

$$\begin{aligned} & \mathbb{E} \left[\sup_{s \in [0,1], |t_1-t_2| \leq \rho} (\tilde{G}_n(t_1, s) - \tilde{G}_n(t_2, s))^4 \right]^{1/4} \\ & \leq K \left\{ \int_{\frac{1}{2\sqrt{b_n}}}^{\eta} D^{1/4}(\varepsilon) d\varepsilon + (\rho^{1/2} + \frac{2}{\sqrt{b_n}}) D^{1/2}(\eta) \right\} + 2 \mathbb{E} \left[\sup_{\substack{|t_1-t_2| \leq b_n^{-1} \\ s \in [0,1], t_1 \in \mathbb{T}}} |\tilde{G}_n(t_1, s) - \tilde{G}_n(t_2, s)|^4 \right]^{1/4} \end{aligned} \quad (28)$$

for some constant K , where $D(\varepsilon)$ denotes the packing number of the space $([0, 1], |\cdot|^{1/2})$ and \mathbb{T} consists of at most $D(b_n^{-1/2})$ points. $D(\varepsilon)$ can be bounded from above by ε^{-2} , so that $D(b_n^{-1/2}) \leq b_n$. The first summand can be bounded by $K \left(2\sqrt{\eta} - b_n^{-1/4} + (\sqrt{\rho} + \frac{2}{\sqrt{b_n}}) \frac{1}{\eta} \right)$. As

before, we split the second summand

$$\begin{aligned} & \mathbb{E} \left[\sup_{\substack{|t_1-t_2| \leq b_n^{-1} \\ s \in [0,1], t_1 \in \mathbb{T}}} |\tilde{G}_n(t_1, s) - \tilde{G}_n(t_2, s)|^4 \right] \\ & \leq \mathbb{E} \left[\sup_{\substack{t_2-t_1 \in [0, b_n^{-1}] \\ s \in [0,1], t_1 \in \mathbb{T}}} |\tilde{G}_n(t_1, s) - \tilde{G}_n(t_2, s)|^4 \right] + \mathbb{E} \left[\sup_{\substack{t_1-t_2 \in [0, b_n^{-1}] \\ s \in [0,1], t_1 \in \mathbb{T}}} |\tilde{G}_n(t_1, s) - \tilde{G}_n(t_2, s)|^4 \right]. \end{aligned} \quad (29)$$

We can bound the first expectation on the right-hand side by

$$\begin{aligned} \tilde{\mathbf{R}}_n &:= \mathbb{E} \left[\sup_{\substack{t_2-t_1 \in [0, b_n^{-1}] \\ s \in [0,1], t_1 \in \mathbb{T}}} |\tilde{G}_n(t_1, s) - \tilde{G}_n(t_2, s)|^4 \right] \\ &\leq \sum_{t \in \mathbb{T}} \mathbb{E} \left[\sup_{s \in [0,1]} \max_{i=1}^{\ell_n} \left| \frac{1}{\sqrt{n}} \sum_{j=1}^{\ell_n} \sum_{k=1}^{b_n} \tilde{\varepsilon}_{k+(j-1)b_n, n} \mathbb{1}(j \leq \frac{\lfloor sn \rfloor - k}{b_n} + 1) \right. \right. \\ &\quad \left. \left. \times \mathbb{1} \left(\frac{\lfloor tn \rfloor - j}{\ell_n} + 1 < k \leq \frac{\lfloor tn \rfloor + i - j}{\ell_n} + 1 \right) \right|^4 \right]. \end{aligned}$$

Note that the indicator $\mathbb{1}(\frac{\lfloor tn \rfloor - j}{\ell_n} + 1 < k \leq \frac{\lfloor tn \rfloor + i - j}{\ell_n} + 1)$ is only non-zero if $k = \lfloor \frac{\lfloor tn \rfloor - j}{\ell_n} \rfloor + 2 \leq \frac{\lfloor tn \rfloor + i - j}{\ell_n} + 1$. Hence, for each j at most one summand with index $k(j)$ exists, so that

$$\tilde{\mathbf{R}}_n \leq \sum_{t \in \mathbb{T}} \mathbb{E} \left[\sup_{s \in [0,1]} \max_{i=1}^{\ell_n} |M_n(\frac{\lfloor sn \rfloor}{b_n} + 1, i)|^4 \right], \quad (30)$$

where

$$M_n(x, i) = \frac{1}{\sqrt{n}} \sum_{j=1}^{\ell_n} \tilde{\varepsilon}_{k(j)+(j-1)b_n, n} \mathbb{1}(j \leq x - \frac{k(j)}{b_n}) \mathbb{1}(\lfloor \frac{\lfloor tn \rfloor - j}{\ell_n} \rfloor + 2 \leq \frac{\lfloor tn \rfloor + i - j}{\ell_n} + 1).$$

The supremum over s , on the right-hand side of (30), can be replaced by a discrete maximum, so that

$$\sum_{t \in \mathbb{T}} \mathbb{E} \left[\sup_{s \in [0,1]} \max_{i=1}^{\ell_n} |M_n(\frac{\lfloor sn \rfloor}{b_n} + 1, i)|^4 \right] = \sum_{t \in \mathbb{T}} \mathbb{E} \left[\max_{\nu=1}^{\ell_n} \max_{i=1}^{\ell_n} |M_n(\nu, i)|^4 \right].$$

Since we have at most one term $\tilde{\varepsilon}_{k(j)+(j-1)b_n, n}$ for each $j \in \{1, \dots, \ell_n\}$, and the distance between two terms is approximately b_n , the random variables are independent, due to their m_n -dependence. The indicators $\mathbb{1}(j \leq \nu)$ and $\mathbb{1}(\lfloor \frac{\lfloor tn \rfloor - j}{\ell_n} \rfloor + 2 \leq \frac{\lfloor tn \rfloor + i - j}{\ell_n} + 1)$ are increasing in ν and i , respectively, and the random variables are centered and independent. Hence, if we fix one index (ν or i), $M_n(\nu, i)$ is a martingale with respect to the other index. Therefore, $M_n(\nu, i)$ is an orthosubmartingale and we can apply Cairoli's maximal inequality (see, e. g.,

Theorem 2.3.1 in [Khoshnevisan, 2006](#)) to bound

$$\sum_{t \in \mathbb{T}} \mathbb{E} \left[\max_{\nu=1}^{\ell_n} \max_{i=1}^{\ell_n} |M_n(\nu, i)|^4 \right] \leq \sum_{t \in \mathbb{T}} \mathbb{E} [|M_n(\ell_n, \ell_n)|^4] = \sum_{t \in \mathbb{T}} \frac{1}{n^2} \mathbb{E} \left[\left| \sum_{j=1}^{\ell_n} \tilde{\varepsilon}_{k(j)+(j-1)b_n, n} \right|^4 \right].$$

By the same arguments that led to bounds for \mathbf{M}_n and $\tilde{\mathbf{M}}_n$, the expectation on the right-hand side is of order $\mathcal{O}(\ell_n^2 m_n^2)$, so that

$$\sum_{t \in \mathbb{T}} \frac{1}{n^2} \mathbb{E} \left[\left| \sum_{j=1}^{\ell_n} \tilde{\varepsilon}_{k(j)+(j-1)b_n, n} \right|^4 \right] \leq C \frac{b_n}{n^2} \ell_n^2 m_n^2 = C \frac{m_n^2}{b_n}.$$

We can bound the second expectation in (29) analogously. By Markov's inequality and (28), it follows

$$\lim_{\rho \searrow 0} \lim_{n \rightarrow \infty} \mathbb{P} \left(\sup_{s \in [0,1], |t_1 - t_2| \leq \rho} |G_n(t_1, s) - G_n(t_2, s)| > \varepsilon \right) \leq \frac{16K^4 \eta^2}{\varepsilon^4},$$

for any $\eta > 0$, which proves (21) and completes the proof of the lemma.

6.4 Proof of Results from Section 3

Proposition 12 *Let Assumption 3 be satisfied. Then,*

$$\mathbb{E}[S_n(t, s)] = \frac{\lfloor \frac{nt}{\ell_n} \rfloor}{b_n} \int_0^s \mu(x) dx - \frac{1}{b_n} \int_{(\lfloor nt \rfloor - \lfloor \frac{nt}{\ell_n} \rfloor \ell_n) \frac{b_n}{n}}^s \mu(x) dx + \mathcal{O}\left(\frac{b_n}{n}\right),$$

uniformly for $t, s \in [0, 1]$.

Proof Without loss of generality, assume that μ is Lipschitz continuous. If μ is only piecewise Lipschitz continuous, a finite number of jump points p exists, and the following arguments can be used for each segment between jump points separately. Note, that

$$\begin{aligned} \mathbb{E}[S_n(t, s)] &= \frac{1}{n} \sum_{i=1}^{\ell_n b_n} \mu\left(\frac{\pi_i}{n}\right) \mathbb{1}(i \leq \lfloor tn \rfloor, \pi_i \leq \lfloor sn \rfloor) + \mathcal{O}\left(\frac{b_n}{n}\right) \\ &= \frac{1}{n} \sum_{j=1}^{\ell_n} \sum_{k=1}^{b_n} \mu\left(\frac{k+(j-1)b_n}{n}\right) \mathbb{1}(k \leq \frac{tn-j}{\ell_n}, j \leq \frac{sn-k}{b_n}) + \mathcal{O}\left(\frac{b_n}{n}\right) \\ &= \frac{1}{n} \sum_{j=1}^{\ell_n} \mathbb{1}(j \leq \frac{sn}{b_n}) \sum_{k=1}^{b_n} \mu\left(\frac{k+(j-1)b_n}{n}\right) \mathbb{1}(k \leq \frac{tn-j}{\ell_n}) + \mathcal{O}\left(\frac{b_n}{n}\right), \end{aligned} \tag{31}$$

where the last equality follows, since at most one $j^* \in \{1, \dots, \ell_n\}$ exists such that $\mathbb{1}(j \leq \frac{sn}{b_n}) \neq \mathbb{1}(j \leq \frac{sn-k}{b_n})$. By Lipschitz continuity of μ ,

$$\mu\left(\frac{k+(j-1)b_n}{n}\right) = \frac{n}{b_n} \int_{(j-1)b_n/n}^{jb_n/n} \mu(x) dx + \mathcal{O}\left(\frac{b_n}{n}\right),$$

uniformly in $k = 1, \dots, b_n$ and $j = 1, \dots, \ell_n$. Therefore, the right-hand side of (31) can be rewritten as

$$\frac{1}{b_n} \sum_{k=1}^{b_n} \sum_{j=1}^{\ell_n} \mathbb{1}(j \leq \frac{sn}{b_n}) \mathbb{1}(k \leq \frac{tn-j}{\ell_n}) \int_{(j-1)b_n/n}^{jb_n/n} \mu(x) dx + \mathcal{O}\left(\frac{b_n}{n}\right). \quad (32)$$

For $k > \lfloor \frac{tn}{\ell_n} \rfloor =: k^*$, $\mathbb{1}(k \leq \frac{tn-j}{\ell_n}) = 0$, whereas the indicator is 1 for $k < k^*$. For the boundary k^* , it holds

$$\mathbb{1}(j \leq \frac{sn}{b_n}, j \leq tn - k^* \ell_n) = \mathbb{1}(j \leq \frac{sn}{b_n}) - \mathbb{1}(j \leq \frac{sn}{b_n}, j > tn - k^* \ell_n),$$

so that

$$\begin{aligned} & \frac{1}{b_n} \sum_{j=1}^{\ell_n} \mathbb{1}(j \leq \frac{sn}{b_n}, j \leq tn - k^* \ell_n) \int_{\frac{(j-1)b_n}{n}}^{\frac{jb_n}{n}} \mu(x) dx \\ &= \frac{1}{b_n} \int_0^{\lfloor \frac{sn}{b_n} \rfloor \frac{b_n}{n}} \mu(x) dx - \frac{1}{b_n} \int_{\lfloor tn - k^* \ell_n \rfloor \frac{b_n}{n}}^{\lfloor \frac{sn}{b_n} \rfloor \frac{b_n}{n}} \mu(x) dx. \end{aligned}$$

Therefore, (32) can be simplified to

$$\frac{k^*}{b_n} \int_0^{\lfloor \frac{sn}{b_n} \rfloor \frac{b_n}{n}} \mu(x) dx - \frac{1}{b_n} \int_{\lfloor tn - k^* \ell_n \rfloor \frac{b_n}{n}}^{\lfloor \frac{sn}{b_n} \rfloor \frac{b_n}{n}} \mu(x) dx + \mathcal{O}\left(\frac{b_n}{n}\right).$$

Finally, the proposition follows by replacing the upper limit in the integrals with s , which yields an additional error term of order $\mathcal{O}(\frac{b_n}{n})$. \blacksquare

Proposition 13 *Let Assumption 3 be satisfied. Then,*

$$s\mu(s) = \int_0^s \mu(x) dx \quad (33)$$

for all $s \in [0, 1]$, if and only if μ is constant.

Proof If μ is constant with $\mu(s) = c$,

$$s\mu(s) = sc = \int_0^s c \, dx = \int_0^s \mu(x) \, dx.$$

Contrarily, let (33) be true for all $s \in [0, 1]$. First assume that μ has a jump point in $s_0 \in (0, 1)$. Then, for any $\delta > 0$,

$$(s_0 + \delta)\mu(s_0 + \delta) - (s_0 - \delta)\mu(s_0 - \delta) = \int_0^{s_0 + \delta} \mu(x) \, dx - \int_0^{s_0 - \delta} \mu(x) \, dx = \int_{s_0 - \delta}^{s_0 + \delta} \mu(x) \, dx.$$

Since μ is piecewise Lipschitz continuous on $[0, 1]$, it is bounded, so that the right-hand side converges to 0, for $\delta \rightarrow 0$. In particular, $\lim_{\delta \rightarrow 0} \mu(s_0 + \delta) = \lim_{\delta \rightarrow 0} \mu(s_0 - \delta)$, which is a contradiction because s_0 was assumed to be a jump point. Hence, μ does not have jump points and is Lipschitz continuous.

By continuity, μ attains a maximum and minimum. Let

$$s_- = \min\{s \in [0, 1] : \mu(s) = \min_{t \in [0, 1]} \mu(t)\} \quad \text{and} \quad s_+ = \min\{s \in [0, 1] : \mu(s) = \max_{t \in [0, 1]} \mu(t)\}.$$

By continuity, s_- and s_+ are well-defined. Assume that $s_+ > 0$. By (33),

$$\int_0^{s_+} \mu(s_+) - \mu(x) \, dx = s_+ \mu(s_+) - \int_0^{s_+} \mu(x) \, dx = s_+ \mu(s_+) - s_+ \mu(s_+) = 0.$$

Since $\mu(s_+) - \mu(x)$ is a non-negative function, it must be equal to 0, so that $\mu(x) = \mu(s_+)$ for $x \in [0, s_+]$. This contradicts the definition of s_+ , hence $s_+ = 0$. By the same arguments $s_- = 0$, so that $\min_{s \in [0, 1]} \mu(s) = \max_{s \in [0, 1]} \mu(s)$ and μ is constant. \blacksquare

Proof of Corollary 8.

First note that

$$\begin{aligned} \sup_{t, s \in [0, 1]} \left| \sqrt{n}(\tilde{S}_n(t, s) - \mathbb{E}[\tilde{S}_n(t, s)]) - G_n(t, s) \right| &= \sup_{t, s \in [0, 1]} \left| G_n(\lfloor \frac{tn}{\ell_n} \rfloor \frac{\ell_n}{n}, s) - G_n(t, s) \right| \\ &\leq \sup_{\substack{|t_1 - t_2| \leq \Delta \\ s \in [0, 1]}} \left| \sqrt{n}(G_n(t_1, s) - G_n(t_2, s)) \right|, \end{aligned}$$

where $\Delta_n = \sup_{t \in [0, 1]} |t - \lfloor \frac{tn}{\ell_n} \rfloor \frac{\ell_n}{n}| \leq \frac{\ell_n}{n}$. By Lemma 7 and Slutsky's theorem, it follows that $\{\sqrt{n}(\tilde{S}_n(t, s) - \mathbb{E}[\tilde{S}_n(t, s)])\}_{t, s \in [0, 1]}$ converges weakly to G .

Let $B^{(1)}$ and $B^{(2)}$ denote independent Brownian motions. By Proposition 12, $\sqrt{n}(\mathbb{E}[\tilde{S}_n(t, 1)] - t_n \mathbb{E}[\tilde{S}_n(t, 1)]) = o(1)$, uniformly in t . Hence,

$$\sqrt{n} \sup_{t \in [0, 1]} |\tilde{S}_n(t, 1) - t_n \tilde{S}_n(1, 1)| \rightsquigarrow \|\sigma\| \sup_{t \in [0, 1]} |B^{(2)}(t) - tB^{(2)}(1)|.$$

Under the null hypothesis, $\sqrt{n}S_n(1, s) = \sqrt{n}(S_n(1, s) - \mathbb{E}[S_n(1, s)])$, which converges weakly to $G(1, s)$, as a process in s , by Theorem 5. By (6),

$$\sup_{s \in [0, 1]} |G^{(1)}(s)| \stackrel{\mathcal{D}}{=} \sup_{s \in [0, 1]} \|\sigma\| |B^{(1)}(s)|,$$

so that,

$$\frac{\sqrt{n} \sup_{s \in [0, 1]} |S_n(1, s)|}{\sqrt{n} \sup_{t \in [0, 1]} |\tilde{S}_n(t, 1) - t_n \tilde{S}_n(1, 1)|} \rightsquigarrow \frac{\sup_{s \in [0, 1]} |B^{(1)}(s)|}{\sup_{t \in [0, 1]} |B^{(2)}(t) - tB^{(2)}(1)|},$$

as in (7). Contrarily, under \tilde{H}_1 ,

$$\sqrt{n} \sup_{s \in [0, 1]} |S_n(1, s)| \geq \sqrt{n} \sup_{s \in [0, 1]} |\mathbb{E}[S_n(1, s)]| - \sup_{s \in [0, 1]} |G_n(1, s)|,$$

which diverges to ∞ , by Proposition 12 and Theorem 5.

Proof of Corollary 9.

By Proposition 12, it holds

$$\mathbb{E}[V_n(s)] = \sqrt{n} \frac{\lfloor \frac{t_0 n}{\ell_n} \rfloor - 1}{b_n} \int_0^s \left(\int_0^x \mu(z) dz - \frac{x}{s} \int_0^s \mu(z) dz \right) dx + \mathcal{O}(\frac{b_n}{\sqrt{n}}).$$

Further, define $f(s, x) = \int_0^x \mu(z) dz - \frac{x}{s} \int_0^s \mu(z) dz$ and $g(s) := \int_0^s f(s, x) dx$. Since $g(0) = 0$, $g(s) = 0$, for all $s \in [0, 1]$, if and only if $g'(s) = 0$. By the Leibniz integral rule and integration by parts,

$$\begin{aligned} g'(s) &= f(s, s) + \int_0^s \frac{\partial f}{\partial s}(s, x) dx \\ &= \int_0^s \left(-\frac{x}{s} \mu(s) + \frac{x}{s^2} \int_0^s \mu(z) dz \right) dx = -\frac{s}{2} \mu(s) + \frac{1}{2} \int_0^s \mu(x) dx, \end{aligned}$$

which equals 0, if and only if $s\mu(s) = \int_0^s \mu(x) dx$ for all $s \in [0, 1]$. By Proposition 13, this is equivalent to μ being constant. Hence, $\mathbb{E}[V_n(s)] = 0$ for all $s \in [0, 1]$ if and only if $\mu(s) = c$. Contrarily, for all $s \in [0, 1]$ with $g(s) \neq 0$, $\lim_{n \rightarrow \infty} |\mathbb{E}[V_n(s)]| = \infty$.

By Theorem 5, $V_n(s) - \mathbb{E}[V_n(s)]$ converges weakly as a process to

$$\int_0^s G(t_0, x) - \frac{x}{s} G(t_0, s) dx = \int_0^s \int_0^{t_0} \int_0^s \left[\mathbf{1}(z \leq x) - \frac{x}{s} \right] \sigma(z) dB(y, z) dx.$$

Since the integrand is deterministic and bounded, by the Fubini theorem for stochastic integrals, the right-hand side can be rewritten as

$$\int_0^{t_0} \int_0^s \int_0^s \mathbf{1}(z \leq x) - \frac{x}{s} dx \sigma(z) dB(y, z) = \int_0^{t_0} \int_0^s \left(\frac{s}{2} - z \right) \sigma(z) dB(y, z) =: V(s).$$

Note that $V(s)$ is a martingale, so that by the Dubins-Schwarz theorem, a Brownian motion $B^{(1)}$ exists such that

$$V(s) \stackrel{\mathcal{D}}{=} \sqrt{t_0} B^{(1)} \left(\int_0^s \left(\frac{s}{2} - z \right)^2 \sigma^2(z) dz \right). \quad (34)$$

Regarding the denominator of the test statistic, by Proposition 12,

$$\frac{1}{\sqrt{n}} \mathbb{E}[\tilde{H}_n(s)] = \frac{\lfloor \frac{t_1 n}{\ell_n} \rfloor - \lfloor \frac{t_0 n}{\ell_n} \rfloor}{b_n} \int_0^s \mu(x) dx - \frac{\lfloor \frac{t_1 n}{\ell_n} \rfloor - \lfloor \frac{t_0 n}{\ell_n} \rfloor \lfloor \frac{n}{\ell_n} \rfloor - \lfloor \frac{t_1 n}{\ell_n} \rfloor}{\lfloor \frac{n}{\ell_n} \rfloor - \lfloor \frac{t_0 n}{\ell_n} \rfloor} \frac{1}{b_n} \int_0^s \mu(x) dx + \mathcal{O}\left(\frac{b_n}{n}\right),$$

where the two terms cancel, such that $\mathbb{E}[\tilde{H}_n(s)] = \mathcal{O}\left(\frac{b_n}{\sqrt{n}}\right)$. By Theorem 5, $\tilde{H}_n(s)$ converges weakly, as a process in s , to

$$\begin{aligned} & G(t_1, s) - G(t_0, s) - \frac{t_1 - t_0}{1 - t_0} [G(1, s) - G(t_0, s)] \\ &= \int_{t_0}^1 \int_0^1 \left(\mathbf{1}(y \leq t_1) - \frac{t_1 - t_0}{1 - t_0} \right) \mathbf{1}(z \leq s) \sigma(z) dB(y, z) =: \tilde{H}(s). \end{aligned}$$

In particular, $\mathbb{E}[H_n(s)] = \mathcal{O}\left(\frac{b_n}{\sqrt{n}}\right)$, uniformly for all $s \in [0, 1]$, and $H_n(s) \rightsquigarrow \int_0^s \tilde{H}(x) - \frac{x}{s} \tilde{H}(s) dx =: H(s)$. Again, by the Fubini theorem for stochastic integrals,

$$\begin{aligned} H(s) &= \int_0^s \int_{t_0}^1 \int_0^1 \left(\mathbf{1}(y \leq t_1) - \frac{t_1 - t_0}{1 - t_0} \right) \left(\mathbf{1}(z \leq x) - \frac{x}{s} \mathbf{1}(z \leq s) \right) \sigma(z) dB(y, z) dx \\ &= \int_{t_0}^1 \int_0^s \left(\frac{s}{2} - z \right) \left(\mathbf{1}(y \leq t_1) - \frac{t_1 - t_0}{1 - t_0} \right) \sigma(z) dB(y, z). \end{aligned}$$

From the representation on the right-hand side, it follows that $H(s)$ is a martingale, so that by the Dubins-Schwarz theorem, a Brownian motion $B^{(2)}$ exists, that is independent of $B^{(1)}$, such that

$$H(s) \stackrel{\mathcal{D}}{=} \sqrt{\int_{t_0}^1 \left(\mathbf{1}(y \leq t_1) - \frac{t_1 - t_0}{1 - t_0} \right)^2 dy} B^{(2)} \left(\int_0^s \left(\frac{s}{2} - x \right)^2 \sigma^2(x) dx \right) \quad (35)$$

Since $\int_{t_0}^1 \left(\mathbf{1}(y \leq t_1) - \frac{t_1 - t_0}{1 - t_0} \right)^2 dy = \frac{(1 - t_1)(t_1 - t_0)}{1 - t_0}$, combining (34) and (35), yields

$$\frac{\sup_{s \in [0,1]} |V_n(s)|}{\sup_{s \in [0,1]} |H_n(s)|} \rightsquigarrow \sqrt{\frac{t_0(1 - t_0)}{(1 - t_1)(t_1 - t_0)}} \frac{\sup_{s \in [0,1]} \left| B^{(1)} \left(\int_0^s \left(\frac{s}{2} - z \right)^2 \sigma^2(z) dz \right) \right|}{\sup_{s \in [0,1]} \left| B^{(2)} \left(\int_0^s \left(\frac{s}{2} - x \right)^2 \sigma^2(x) dx \right) \right|},$$

under H_0 , whereas the nominator diverges to ∞ under H_1 . Let $I = \sup_{s \in [0,1]} \int_0^s \left(\frac{s}{2} - x \right)^2 \sigma^2(x) dx$, then

$$\sup_{s \in [0,1]} \left| B^{(i)} \left(\int_0^s \left(\frac{s}{2} - z \right)^2 \sigma^2(z) dz \right) \right| = \sup_{v \in [0,I]} |B^{(i)}(v)| = \sup_{v \in [0,1]} |B^{(i)}(Iv)| \stackrel{\mathcal{D}}{=} \sqrt{I} \sup_{v \in [0,1]} |B^{(i)}(v)|,$$

for $i = 1, 2$. In particular, it follows that

$$\sqrt{\frac{t_0(1 - t_0)}{(1 - t_1)(t_1 - t_0)}} \frac{\sup_{s \in [0,1]} \left| B^{(1)} \left(\int_0^s \left(\frac{s}{2} - z \right)^2 \sigma^2(z) dz \right) \right|}{\sup_{s \in [0,1]} \left| B^{(2)} \left(\int_0^s \left(\frac{s}{2} - x \right)^2 \sigma^2(x) dx \right) \right|} \stackrel{\mathcal{D}}{=} \sqrt{\frac{t_0(1 - t_0)}{(1 - t_1)(t_1 - t_0)}} \frac{\sup_{v \in [0,1]} |B^{(1)}(v)|}{\sup_{v \in [0,1]} |B^{(2)}(v)|},$$

which finishes the proof.

References

- Afonso, T. V. and Heinrichs, F. (2025). Consumer-grade eeg-based eye tracking. *arXiv preprint arXiv:2503.14322*.
- Aston, J. A. D. and Kirch, C. (2012). Evaluating stationarity via change-point alternatives with applications to fMRI data. *The Annals of Applied Statistics*, 6(4):1906 – 1948.
- Aue, A. and Horváth, L. (2013). Structural breaks in time series. *Journal of Time Series Analysis*, 34(1):1–16.
- Baranowski, R., Chen, Y., and Fryzlewicz, P. (2019). Narrowest-over-threshold detection of multiple change points and change-point-like features. *Journal of the Royal Statistical Society Series B: Statistical Methodology*, 81(3):649–672.
- Birr, S., Volgushev, S., Kley, T., Dette, H., and Hallin, M. (2017). Quantile spectral analysis for locally stationary time series. *Journal of the Royal Statistical Society Series B: Statistical Methodology*, 79(5):1619–1643.
- Bücher, A., Dette, H., and Heinrichs, F. (2020). Detecting deviations from second-order stationarity in locally stationary functional time series. *Annals of the Institute of Statistical Mathematics*, 72(4):1055–1094.

- Bücher, A., Dette, H., and Heinrichs, F. (2021). Are deviations in a gradually varying mean relevant? a testing approach based on sup-norm estimators. *The Annals of Statistics*, 49(6):3583–3617.
- Bücher, A., Dette, H., and Heinrichs, F. (2023). A portmanteau-type test for detecting serial correlation in locally stationary functional time series. *Statistical Inference for Stochastic Processes*, 26(2):255–278.
- Bücher, A. and Jennessen, T. (2024). Statistics for heteroscedastic time series extremes. *Bernoulli*, 30(1):46–71.
- Chakraborti, S. and Graham, M. A. (2019). Nonparametric (distribution-free) control charts: An updated overview and some results. *Quality Engineering*, 31(4):523–544.
- Cho, H. and Fryzlewicz, P. (2015). Multiple-change-point detection for high dimensional time series via sparsified binary segmentation. *Journal of the Royal Statistical Society Series B: Statistical Methodology*, 77(2):475–507.
- Cho, H. and Kirch, C. (2024). Data segmentation algorithms: Univariate mean change and beyond. *Econometrics and Statistics*, 30:76–95.
- Collins, D., Della-Marta, P., Plummer, N., and Trewin, B. (2000). Trends in annual frequencies of extreme temperature events in australia. *Australian Meteorological Magazine*, 49(4):277–292.
- Dahlhaus, R. (1996). On the kullback-leibler information divergence of locally stationary processes. *Stochastic processes and their applications*, 62(1):139–168.
- Dette, H. and Wu, W. (2019). Detecting relevant changes in the mean of nonstationary processes—a mass excess approach. *The Annals of Statistics*, 47(6):3578–3608.
- Frick, K., Munk, A., and Sieling, H. (2014). Multiscale change point inference. *Journal of the Royal Statistical Society Series B: Statistical Methodology*, 76(3):495–580.
- Fryzlewicz, P. (2018). Tail-greedy bottom-up data decompositions and fast multiple change-point detection. *The Annals of Statistics*, 46(6B):3390 – 3421.
- Gao, Z., Shang, Z., Du, P., and Robertson, J. L. (2019). Variance change point detection under a smoothly-changing mean trend with application to liver procurement. *Journal of the American Statistical Association*.
- Heinrichs, F. (2023). Monitoring machine learning models: Online detection of relevant deviations. *arXiv preprint arXiv:2309.15187*.

- Heinrichs, F. and Dette, H. (2021). A distribution free test for changes in the trend function of locally stationary processes. *Electronic Journal of Statistics*, 15(2):3762–3797.
- Horváth, L., Horváth, Z., and Hušková, M. (2008). Ratio tests for change point detection. In *Beyond parametrics in interdisciplinary research: Festschrift in honor of Professor Pranab K. Sen*, volume 1, pages 293–305. Institute of Mathematical Statistics.
- Horváth, L., Kokoszka, P., and Steinebach, J. (1999). Testing for changes in multivariate dependent observations with an application to temperature changes. *Journal of Multivariate Analysis*, 68(1):96–119.
- Hotz, T., Schütte, O. M., Sieling, H., Polupanow, T., Diederichsen, U., Steinem, C., and Munk, A. (2013). Idealizing ion channel recordings by a jump segmentation multiresolution filter. *IEEE transactions on NanoBioscience*, 12(4):376–386.
- Jandhyala, V., Fotopoulos, S., MacNeill, I., and Liu, P. (2013). Inference for single and multiple change-points in time series. *Journal of Time Series Analysis*, 34(4):423–446.
- Karl, T. R., Knight, R. W., and Plummer, N. (1995). Trends in high-frequency climate variability in the twentieth century. *Nature*, 377(6546):217–220.
- Khoshnevisan, D. (2006). *Multiparameter processes: an introduction to random fields*. Springer Science & Business Media.
- Kirch, C., Muhsal, B., and Ombao, H. (2015). Detection of changes in multivariate time series with application to eeg data. *Journal of the American Statistical Association*, 110(511):1197–1216.
- Kley, T., Volgushev, S., Dette, H., and Hallin, M. (2016). Quantile spectral processes: Asymptotic analysis and inference. *Bernoulli*, 22(3):1770 – 1807.
- Page, E. S. (1954). Continuous inspection schemes. *Biometrika*, 41(1/2):100–115.
- Priestley, M. and Rao, T. S. (1969). A test for non-stationarity of time-series. *Journal of the Royal Statistical Society Series B: Statistical Methodology*, 31(1):140–149.
- Rho, Y. and Shao, X. (2015). Inference for time series regression models with weakly dependent and heteroscedastic errors. *Journal of Business & Economic Statistics*, 33(3):444–457.
- Shao, X. (2010). A self-normalized approach to confidence interval construction in time series. *Journal of the Royal Statistical Society Series B: Statistical Methodology*, 72(3):343–366.

- Shao, X. (2015). Self-normalization for time series: a review of recent developments. *Journal of the American Statistical Association*, 110(512):1797–1817.
- Sharma, S., Swayne, D. A., and Obimbo, C. (2016). Trend analysis and change point techniques: a survey. *Energy, ecology and environment*, 1(3):123–130.
- Truong, C., Oudre, L., and Vayatis, N. (2020). Selective review of offline change point detection methods. *Signal Processing*, 167:107299.
- Van Der Vaart, A. W. and Wellner, J. A. (1996). *Weak Convergence and Empirical Processes*. Springer.
- Vogt, M. (2012). Nonparametric regression for locally stationary time series. *The Annals of Statistics*, 40(5):2601 – 2633.
- Vogt, M. and Dette, H. (2015). Detecting gradual changes in locally stationary processes. *The Annals of Statistics*, 43(2):713 – 740.
- Wolfe, D. A. and Schechtman, E. (1984). Nonparametric statistical procedures for the changepoint problem. *Journal of Statistical Planning and Inference*, 9(3):389–396.
- Woodall, W. H. and Montgomery, D. C. (2014). Some current directions in the theory and application of statistical process monitoring. *Journal of quality technology*, 46(1):78–94.
- Wu, W. and Zhou, Z. (2024). Multiscale jump testing and estimation under complex temporal dynamics. *Bernoulli*, 30(3):2372–2398.
- Zhao, Z. and Li, X. (2013). Inference for modulated stationary processes. *Bernoulli: official journal of the Bernoulli Society for Mathematical Statistics and Probability*, 19(1):205.
- Zhou, Z. and Wu, W. B. (2009). Local linear quantile estimation for nonstationary time series. *The Annals of Statistics*, pages 2696–2729.

Appendix A. Additional Empirical Results

Table 3: Empirical rejection rates for various choices of ε under the null hypothesis, for $\mu = \mu_0$.

n	ε	R1	R2	SN	BT	LRV	(8)	(9) (v1)	(9) (v2)
100	iid	44.95	62.35	12.65	37.03	6.34	5.42	2.59	3.73
100	ma	56.88	77.62	7.67	39.79	11.67	16.69	3.52	5.55
100	ar	66.33	89.08	1.31	50.43	28.44	34.48	6.63	8.74
200	iid	42.48	61.02	2.26	34.26	6.25	5.58	2.77	3.93
200	ma	58.23	77.28	5.52	36.92	11.17	13.72	3.23	6.12
200	ar	66.44	89.82	0.16	44.28	24.11	28.68	4.83	9.80
500	iid	43.18	60.65	4.58	31.93	6.22	5.39	3.10	3.07
500	ma	61.27	77.41	4.37	33.87	10.78	12.20	3.86	3.93
500	ar	66.45	85.70	0.07	39.53	18.99	25.14	5.34	6.22
1000	iid	44.16	61.85	7.47	31.28	6.77	5.26	2.61	3.32
1000	ma	59.90	74.33	3.15	33.03	9.57	10.27	3.26	4.76
1000	ar	66.57	83.56	0.00	36.56	15.29	21.31	4.03	6.96

Table 4: Empirical rejection rates for various choices of σ under the null hypothesis, for $\mu = \mu_0$.

n	σ	R1	R2	SN	BT	LRV	(8)	(9) (v1)	(9) (v2)
100	σ_0	54.44	73.52	6.64	46.38	13.60	18.76	6.82	8.51
100	σ_1	56.48	74.88	6.31	34.70	17.09	17.71	2.10	3.39
100	σ_2	58.90	78.96	7.67	56.37	12.12	19.87	6.14	8.61
100	σ_3	54.39	78.06	8.22	32.23	19.12	19.11	1.92	3.52
200	σ_0	56.33	73.69	3.13	42.32	12.69	16.04	6.58	10.59
200	σ_1	55.94	75.16	3.22	30.50	14.73	14.63	3.08	6.82
200	σ_2	55.73	77.56	1.88	53.60	10.70	18.10	2.61	4.28
200	σ_3	54.86	77.76	2.34	27.52	17.24	15.20	2.18	4.77
500	σ_0	57.68	69.93	3.31	39.56	9.47	14.33	6.09	6.44
500	σ_1	56.11	74.77	2.52	26.91	13.23	14.37	3.62	3.98
500	σ_2	58.14	77.57	3.62	50.32	9.59	14.19	3.50	3.74
500	σ_3	55.93	76.08	2.56	23.66	15.70	14.09	3.19	3.44
1000	σ_0	56.79	67.43	3.68	37.69	8.62	12.71	5.02	7.34
1000	σ_1	57.22	74.21	3.00	24.68	11.37	11.96	3.07	4.56
1000	σ_2	57.19	76.12	3.96	50.08	8.70	12.57	2.72	3.58
1000	σ_3	56.30	75.22	3.52	22.04	13.48	11.88	2.38	4.57

Table 5: Empirical rejection rates for various choices of c_σ under the null hypothesis, for $\mu = \mu_0$.

n	c_σ	R1	R2	SN	BT	LRV	(8)	(9) (v1)	(9) (v2)
100	0.25	96.17	99.04	6.56	41.88	15.46	18.70	4.31	5.98
100	0.5	69.62	85.76	7.81	42.37	15.85	18.05	4.25	6.17
100	1	2.37	44.26	7.27	43.01	15.14	19.83	4.18	5.87
200	0.25	94.85	98.72	3.27	38.17	13.89	16.13	3.68	6.70
200	0.5	71.51	85.82	2.38	38.61	13.77	16.16	3.78	6.93
200	1	0.79	43.58	2.28	38.68	13.87	15.69	3.38	6.22
500	0.25	95.52	98.85	2.86	35.38	12.14	14.25	3.92	4.25
500	0.5	74.92	86.77	3.30	35.12	12.17	14.25	4.31	4.92
500	1	0.47	38.14	2.85	34.83	11.67	14.23	4.08	4.04
1000	0.25	95.79	99.03	3.87	33.45	10.69	12.31	3.11	4.69
1000	0.5	74.74	87.12	2.83	33.88	10.70	12.38	3.43	5.12
1000	1	0.09	33.58	3.92	33.54	10.23	12.15	3.35	5.23

Table 6: Empirical rejection rates for various choices of μ under the alternative

n	μ	R1	R2	SN	BT	LRV	(8)	(9) (v1)	(9) (v2)
100	μ_1	67.26	87.79	0.56	88.76	86.42	79.64	7.67	11.77
100	μ_2	78.12	99.35	34.62	100.00	100.00	56.00	93.52	97.32
100	μ_3	68.39	90.79	1.28	99.45	98.14	95.81	44.36	39.51
100	μ_4	67.36	87.54	0.59	98.24	86.19	85.68	28.77	40.43
100	μ_5	78.01	99.42	27.70	100.00	100.00	99.99	88.15	97.26
100	μ_6	68.32	90.81	1.57	100.00	98.06	98.85	59.73	77.79
200	μ_1	67.63	93.08	9.04	95.01	95.01	88.75	14.27	34.93
200	μ_2	81.69	99.70	55.22	100.00	100.00	86.72	90.70	99.89
200	μ_3	68.40	94.21	11.97	99.96	99.85	98.92	16.67	72.86
200	μ_4	67.59	92.72	9.16	99.69	94.89	93.14	62.74	68.76
200	μ_5	81.54	99.52	47.26	100.00	100.00	100.00	99.23	99.99
200	μ_6	68.29	94.04	13.29	100.00	99.80	99.74	85.24	93.21
500	μ_1	69.95	95.03	37.51	99.28	99.62	97.90	66.22	66.80
500	μ_2	82.98	99.72	65.97	100.00	100.00	99.75	99.98	99.98
500	μ_3	71.26	95.05	36.91	100.00	100.00	99.99	87.59	92.54
500	μ_4	69.91	94.84	37.29	99.99	99.64	99.35	77.24	74.61
500	μ_5	82.69	99.74	53.82	100.00	100.00	100.00	99.99	99.90
500	μ_6	71.34	95.48	37.16	100.00	100.00	100.00	93.72	90.89
1000	μ_1	75.12	94.34	45.62	99.99	99.98	99.76	71.25	80.74
1000	μ_2	84.57	99.75	63.87	100.00	100.00	99.99	99.99	100.00
1000	μ_3	75.45	95.01	44.00	100.00	100.00	100.00	92.62	98.23
1000	μ_4	75.04	95.22	45.73	100.00	99.99	99.94	87.74	90.17
1000	μ_5	84.46	99.37	55.11	100.00	100.00	100.00	100.00	100.00
1000	μ_6	75.28	94.75	43.74	100.00	100.00	100.00	98.05	99.54

Table 7: Empirical rejection rates for various choices of ε under the alternative.

n	ε	R1	R2	SN	BT	LRV	(8)	(9) (v1)	(9) (v2)
100	iid	73.58	91.59	13.26	98.68	96.30	85.12	53.10	59.05
100	ma	68.30	90.82	10.11	97.61	93.91	85.17	52.48	60.44
100	ar	71.84	95.44	9.78	96.93	94.19	87.69	55.52	62.55
200	iid	77.25	97.01	43.94	99.67	99.38	95.19	62.67	77.94
200	ma	69.46	93.31	18.98	99.09	97.99	93.98	60.25	77.53
200	ar	70.86	96.32	10.06	98.57	97.41	94.47	61.50	79.36
500	iid	85.35	99.96	90.04	100.00	100.00	99.81	89.73	88.77
500	ma	70.83	95.95	36.58	99.92	99.93	99.42	86.20	86.62
500	ar	67.88	94.03	7.71	99.72	99.70	99.26	86.44	86.97
1000	iid	94.67	100.00	98.29	100.00	100.00	100.00	94.17	96.18
1000	ma	72.70	96.58	44.94	100.00	100.00	99.97	90.86	94.13
1000	ar	67.59	92.64	5.80	99.99	99.99	99.88	89.80	94.03

Table 8: Empirical rejection rates for various choices of σ under the alternative.

n	σ	R1	R2	SN	BT	LRV	(8)	(9) (v1)	(9) (v2)
100	σ_0	73.06	93.03	11.83	97.83	95.16	86.19	55.42	61.75
100	σ_1	71.67	92.51	9.37	97.69	94.56	86.38	50.42	57.93
100	σ_2	71.11	92.84	14.74	98.17	95.50	86.23	60.53	66.32
100	σ_3	69.14	92.08	8.27	97.27	93.99	85.18	48.42	56.72
200	σ_0	74.90	95.76	25.74	99.25	98.46	95.50	62.99	79.54
200	σ_1	72.90	95.92	19.84	99.02	98.01	94.76	60.47	78.42
200	σ_2	72.00	95.65	32.52	99.35	98.80	94.44	64.42	79.74
200	σ_3	70.29	94.86	19.19	98.82	97.77	93.48	58.03	75.41
500	σ_0	78.18	95.65	46.09	99.94	99.91	99.59	88.51	88.78
500	σ_1	74.94	97.11	42.70	99.84	99.82	99.51	86.15	85.53
500	σ_2	74.04	96.55	48.23	99.94	99.98	99.44	91.26	91.97
500	σ_3	71.60	97.26	42.08	99.79	99.80	99.46	83.91	83.52
1000	σ_0	81.69	94.31	50.62	100.00	100.00	99.97	92.20	95.15
1000	σ_1	79.08	97.37	49.58	100.00	99.99	99.96	90.22	93.99
1000	σ_2	78.12	96.55	51.10	100.00	100.00	99.92	94.67	96.66
1000	σ_3	74.40	97.40	47.41	99.99	99.99	99.95	89.36	93.32

Table 9: Empirical rejection rates for various choices of c_σ under the alternative.

n	c_σ	R1	R2	SN	BT	LRV	(8)	(9) (v1)	(9) (v2)
100	0.25	100.00	100.00	23.95	99.99	100.00	95.57	69.33	73.80
100	0.5	99.17	99.96	7.72	99.08	99.02	89.00	54.61	61.59
100	1	14.55	77.89	1.49	94.14	85.39	73.41	37.15	46.65
200	0.25	100.00	100.00	39.16	100.00	100.00	99.96	72.01	93.17
200	0.5	99.94	100.00	22.48	99.90	99.99	98.02	64.32	80.14
200	1	17.63	86.64	11.33	97.43	94.79	85.65	48.10	61.51
500	0.25	100.00	100.00	53.11	100.00	100.00	100.00	99.62	99.33
500	0.5	100.00	100.00	43.96	100.00	100.00	100.00	92.07	91.39
500	1	24.07	89.93	37.25	99.63	99.63	98.50	70.69	71.64
1000	0.25	100.00	100.00	56.36	100.00	100.00	100.00	99.56	99.97
1000	0.5	100.00	100.00	48.47	100.00	100.00	100.00	95.42	98.12
1000	1	34.96	89.22	44.21	99.99	99.99	99.84	79.85	86.25

Table 10: Computation time for each iteration in ms.

n	R1	SN	BT	LRV	(8)	(9)
100	1.069 (± 0.059)	2.227 (± 0.084)	1.583 (± 0.063)	0.412 (± 0.017)	0.112 (± 0.006)	0.140 (± 0.006)
200	1.178 (± 0.109)	2.344 (± 0.104)	2.685 (± 0.097)	0.411 (± 0.025)	0.325 (± 0.018)	0.358 (± 0.021)
500	1.763 (± 0.376)	2.852 (± 0.251)	6.730 (± 0.425)	0.461 (± 0.046)	1.737 (± 0.091)	1.772 (± 0.068)
1000	2.119 (± 0.326)	3.459 (± 0.313)	14.621 (± 0.530)	0.476 (± 0.031)	6.824 (± 0.225)	6.858 (± 0.212)