

---

# DISENTANGLING INTERACTION AND BIAS EFFECTS IN OPINION DYNAMICS OF LARGE LANGUAGE MODELS

---

**Vincent C. Brockers<sup>1,2</sup>, David A. Ehrlich<sup>1,2,3</sup>, and Viola Priesemann<sup>1,2</sup>**

<sup>1</sup>Max-Planck-Institute for Dynamics and Self-Organization, Göttingen, Germany

<sup>2</sup>Institute for the Dynamics of Complex Systems, University of Göttingen, Göttingen, Germany

<sup>3</sup>Campus Institute for Dynamics of Biological Networks, University of Göttingen, Göttingen, Germany

{vincent.brockers, viola.priesemann}@ds.mpg.de  
davidalexander.ehrlich@uni-goettingen.de

## ABSTRACT

Large Language Models are increasingly used to simulate human opinion dynamics, yet the effect of genuine interaction is often obscured by systematic biases. We present a Bayesian framework to disentangle and quantify three such biases: (i) A topic bias toward prior opinions in the training data; (ii) an agreement bias favoring agreement irrespective of the question; and (iii) an anchoring bias toward the initiating agent's stance. Applying this framework to multi-step dialogues reveals that opinion trajectories tend to quickly converge to a shared attractor, with the influence of the interaction fading over time, and the impact of biases differing between LLMs. In addition, we fine-tune an LLM on different sets of strongly opinionated statements (incl. misinformation) and demonstrate that the opinion attractor shifts correspondingly. Exposing stark differences between LLMs and providing quantitative tools to compare them to human subjects in the future, our approach highlights both chances and pitfalls in using LLMs as proxies for human behavior.

# 1 Introduction

Large Language Models (LLMs) demonstrate impressive capabilities in mimicking human behavior, generating text that is increasingly indistinguishable from human-produced language [1–3]. Because of their ability to accurately portray syntax, semantics and contextual relationships in language, LLMs have recently been adopted as powerful tools for agent-based simulations [4–6], especially of social processes such as opinion dynamics [7–12].

Traditional agent-based models for opinion dynamics typically represent opinions as discrete states, continuous variables or higher dimensional vectors, with explicit mathematical update rules governing the interaction between agents [13–16]. While often highly interpretable in nature, these simplified models fail to capture the rich, nuanced, and context-sensitive nature of real human communication [17, 18]. In contrast, LLMs directly utilize natural language, enabling more detailed and context-sensitive interactions [19, 20]. However, this greater realism comes at the cost of reduced interpretability. Since the factors driving opinion change are encoded in the model’s training weights rather than in explicit rules, they are less transparent.

Recent studies have shown that the factors behind LLM opinion dynamics include certain biases—systematic tendencies inherited from their training data—that can drive conversation outcomes away from the outcomes otherwise expected from human discussants [21–24]. Particularly, LLMs have been shown to exhibit what we term a *topic bias*, which makes them converge towards consensus reflecting opinions about the discussion topic embedded within their training data [7]. Additionally, an acquiescence or *agreement bias* has previously been observed for some LLMs, which makes agents more likely to answer “agree” to a question irrespective of its content [25]. Furthermore, LLMs have in some instances been observed to express an *anchoring bias* [26], making them overvalue the first opinion expressed in a discussion. While some of these biases can be related to human biases, others are attributed only to LLM-specific behavior, potentially masking the genuine interaction of different agents. This confusion motivates the need for a systematic framework to disentangle how much and how each of these factors contributes to the overall opinion dynamics observed in discussions between LLM agents.

A framework that allows to quantify how the individual factors contribute to the overall opinion shifts can be found in Bayesian modeling. Bayesian models have in previous work been used to model opinion changes and decision making in human subjects [27–29], allowing for capturing the effect and relevance of different factors in intuitive terms and providing tools to compare between models. On a broader level, Bayesian inference has been proposed as a core computational principle of human cognition, providing a principled mechanism for updating beliefs under uncertainty [30]. These properties make Bayesian modeling a suitable framework for constructing and evaluating factors of the influence-response function of LLM agents, that describes mathematically how an agent shifts their belief after one round of discussing with an other agent.

In this work, we introduce a Bayesian framework for modeling how the observed opinion shifts in discussions between LLM agents are influenced by the interaction with the interlocutor and by different bias effects. We find that different models are dominated by different biases, with a more capable LLM putting greater emphasis on the interaction with the other agent.

Furthermore, we propose to quantify the opinion of an LLM agent on a two-dimensional scale, with the expectation value of the LLM’s response distribution to a query representing its stance on a topic, and the Shannon entropy quantifying its uncertainty in this position. This uncertainty is found to be predictive of the variance of the subsequent opinion shift.

To address the issue of biases dominating the opinion dynamics in LLMs, we further explored the effectiveness of fine-tuning as a means to reinforce the persistence of the prompted initial opinion of an agent, thereby enhancing realism of simulated conversations. We demonstrate that fine-tuning LLMs to align with specific initial opinions shifts their bias towards the fine-tuned opinion and shows a trend towards a stronger influence of interaction in the overall dynamics.

By explicitly modeling the factors governing LLM interactions, our work offers human-interpretable metrics suitable for quantifying bias strength between different LLMs or influence of fine-tuning. The flexible nature of the Bayesian framework allows to easily construct models including different influence factors, and provides rigorous methods for cross-study comparison. In future work, the Bayesian models may serve as computationally efficient proxies for simulation of artificial agents in large social networks.

## 2 Methods Overview

### 2.1 Simulating Discussions with LLMs

In order to understand the factors influencing the opinion dynamics in a discussion between LLM agents, we focus on the simplest setup of two LLM agents engaging in a multi-step dialogue. This setup allows to infer the influence-response function [31], i.e., the function describing how the opinion of an agent changes through one round of discussion with an agent of a different opinion, using a Bayesian model.

Topic	Statement (negated)
Climate Change	Climate Change is (not) an important problem to address.
AI Safety	Artificial Intelligence is (not) dangerous.
Wealth Distribution	The global distribution of wealth is (not) fair.

Table 1: Topic statements and their negated framing used for initializing and measuring opinions in LLM discussions. Agreement to the statements is given or measured on a five-point scale.

In our simulation process (see Fig. 1), two LLM agents engage in a dialogue about a topic such as climate change (see Table 1). Initially, each agent is assigned a predetermined opinion, represented as the level of agreement to a statement on a five-point scale ranging from -2 (strong disagreement) to +2 (strong agreement). Agents receive these initial opinions through externally created Chain-of-Thought (CoT) prompts generated by the same LLM, providing slight variability in the opinion representation even for identically instructed numerical agreement levels. Subsequently, agents exchange arguments for five rounds, with opinion changes monitored after each discussion step by querying each agent directly for its opinion on the topic statement in normal and negated framing using the same five-point scale used for initialization and calculating the expectation value and entropy from their response token distributions. The query does not alter the agents’ subsequent dynamics because the prompt used to elicit each opinion is not retained in the model’s context. For details about the exact prompts used, refer to Section A. We simulated 25 discussions between two LLM agents for each of three topics and five initial opinions per agent to ensure statistical reliability.

In our study, we utilized the open-source dolphin-2.7-mixtral-8x7b (DolphinMixtral) [32], an “anti-aligned” variant of the base Mixtral model Mixtral-8x7B-Instruct-v0.1 (Mixtral-8x7b) [33], which has been optimized to generate diverse opinion outputs by being fine-tuned on a filtered dataset to remove alignment and bias. To test for differences, we compare the results to the base Mixtral model Mixtral-8x7B-Instruct-v0.1 as well as gpt-4o-mini (GPT-4o-mini) [34] to have a comparison with a more advanced LLM with better language generalization capabilities (see benchmarks in [35, 36]).

## 2.2 Fine-Tuning

To improve the retention of original opinions compared to simple prompting and thus improve realism of the opinion dynamics, previous studies have suggested fine-tuning LLMs to specific opinions before discussion [7, 37]. We investigate this idea by fine-tuning the Mixtral-8x7b LLM on opinion-labelled messages about climate change and analyze the effect this has on biases and interaction dynamics using the Bayesian framework.

For fine-tuning, we utilize a dataset of messages from the messaging platform “Telegram” containing diverse perspectives on climate change, including radical opinions far away from scientific consensus. The dataset is a subsample based on work currently in preparation by Golovin et al., and by Mohr et al. [38]. Using BERTopic [39], we filtered approximately 30,000 climate-change-related messages, which were subsequently classified according to the five-point query scale by the GPT-4o-mini LLM, selecting the 725 messages nearest to each integer opinion level. From these messages, five distinct fine-tuned LLMs corresponding to each initial opinion value have been created using parameter-efficient fine-tuning through low-rank adaptation [40] on the Mixtral-8x7b LLM. Additional details on the fine-tuning are provided in Section D.

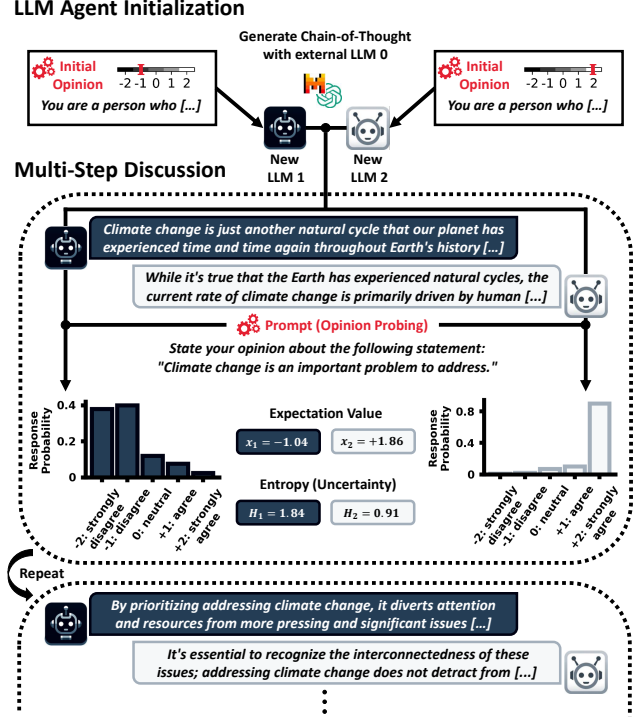


Figure 1: **Two LLM agents discuss for multiple rounds about a topic (e.g., climate change), while their intermediate opinions are measured.** Flowchart of an example simulation. First, both agents are initialized with an opinion on a five-point scale from  $-2$  (strongly disagree) to  $2$  (strongly agree). This is done by prompting each agent with an externally generated Chain-of-Thought monologue. After that, the agents exchange arguments for five rounds back and forth about the given topic. Possible opinion changes are monitored by taking the expected value of directly asking the agents about their opinion. This query process is not saved in the agents conversation memory.

## 2.3 Bayesian Model

To obtain quantitative insights, we use a Bayesian modeling framework to compare alternative influence-response functions that predict opinion shifts after each round of discussion. This approach allows for a clear separation between the influence of interaction and biases, quantifying their respective impacts, and facilitating comparisons between different LLM types.

In our model, we predict the opinion shift  $\Delta x_i(t)$  of an agent  $i$  at discussion step  $t$  as drawn from a Gaussian distribution around an expected opinion shift  $\mu_i(t)$ . For this expected opinion shift, we considered several key influencing factors:

The **interaction effect** denotes the opinion shift which is caused by the discussion between agents. In line with common approaches, it is modeled as proportional to the difference between the interacting agent’s opinions [15, 16]. Furthermore, this term is modulated by an exponential **temporal decay** term to test whether the interaction strength decreases over the discussion length, i.e., whether agents consolidate their opinion

after the first interactions, and to quantify the relevant time scale.

Mathematically, this interaction opinion shift  $\mu_{\text{interact},i}(t)$  for an agent  $i$  with opinion  $x_i(t)$  at discussion step  $t$  discussing with an agent  $j$  with opinion  $x_j(t)$  can be written as

$$\mu_{\text{interact},i}(t) = \alpha_{\text{interact}} \cdot e^{-t/\tau} (x_j(t) - x_i(t)).$$

Here,  $\alpha_{\text{interact}}$  quantifies the general strength of the interaction dynamics, while  $\tau$  denotes the decay timescale of the interaction effect. Both parameters are inferred from the simulated data.

Our Bayesian model also incorporates three different bias effects: First, the **topic bias** models the attraction of an agent’s opinion towards attitudes encoded in the internal state of the LLM. Second, the **agreement bias** models the LLM agent’s tendency to answer “agree” to a query, irrespective of its content. Third, the **anchoring bias** captures the agent’s tendency to stick to the opinion expressed in the first discussion step by the agent starting the discussion. All these terms depend solely on the relative position of the agent’s own opinion  $x_i(t)$  with respect to the position of the bias in the opinion space.

Mathematically, the opinion shift due to these biases can be written as

$$\begin{aligned} \mu_{\text{bias},i}(t) = & \beta_{\text{topic}} (\pm b_{\text{topic}} - x_i(t)) \\ & + \beta_{\text{agree}} (b_{\text{agree}} - x_i(t)) \\ & + \beta_{\text{anchor}} \delta_{i,2} (x_j(0) - x_i(t)) \end{aligned}$$

with the impact on the opinion shift of each bias being modeled as linear with the distance to a certain opinion attractor. The bias strengths  $\beta_\bullet$  and their respective attractor positions  $b_\bullet$  are inferred from the data. In more detail, for the topic bias, the attractor  $b_{\text{topic}}$  is inverted for negatively framed statements. In contrast, negative or positive framing is assumed to not impact the attractor  $b_{\text{agree}}$  for the agreement bias. The anchoring bias finally is only applied to the second agent  $x_2$  which does not initiate the discussion and is proportional to the opinion distance of the second agent to the first agent’s initial opinion.

Overall, the mean opinion shift is modeled as the sum of these two contributions as

$$\mu_i(t) = \mu_{\text{interact},i}(t) + \mu_{\text{bias},i}(t),$$

with the observed individual opinion shifts  $\Delta x_{\text{obs},i}(t)$  assumed to be distributed as a Gaussian distribution around this expectation value as

$$\Delta x_i(t) \sim \mathcal{N}(\mu_i(t), \sigma_i(t)).$$

The standard deviation  $\sigma_i(t)$  of this Gaussian distribution incorporates three terms: The first term scales with the square of the mean opinion shift  $\mu_i^2(t)$ , indicating that for larger expected opinion changes, the variance in actual shifts also increases. The second term is scaled proportional to the entropy  $H_i(t)$  of the LLM’s response distribution as an indication of the **uncertainty** of the LLM agent’s opinion. Together with a baseline standard deviation  $\sigma_0$  as the third term, the total standard deviation can be written as

$$\sigma_i(t) = \gamma \cdot \mu_i^2(t) + \varepsilon \cdot H_i(t) + \sigma_0.$$

All prior distributions were chosen to be weakly informative. These prior distributions including the sampling parameters of the model are summarized in Section C.

In order to compare the impact of the different biases relative to each other and to the interaction effect, we estimate the impact that varying a parameter has on the final opinion shift by computing the standardized effect size of the fit parameters  $\alpha_{\text{interact}}$  and  $\beta_\bullet$ . The effect sizes are computed by multiplying the posterior draw  $s$  of each parameter with the standard deviation  $S$  of their respective predictor over all samples, discussion steps and agents and dividing them by the standard deviation of the observed opinion shift. For instance, the standardized effect size of the interaction effect  $\alpha_{\text{interact}}$  is given by

$$\begin{aligned} & E_{\text{standardized}} \left( \alpha_{\text{interact}}^{(s)} \right) \\ &= \alpha_{\text{interact}}^{(s)} \cdot \frac{S_{i,j,t,s'} \left( e^{-t/\tau^{(s')}} (x_j(t) - x_i(t)) \right)}{S_{i,t} (\Delta x_{\text{obs},i}(t))}. \end{aligned}$$

The term thus represents the fraction of the deviation of the observed opinion shift explained by each predictor. With the  $\beta_\bullet$  for the individual bias strengths defined analogously, these measures allow for a straightforward comparison of the impact of these model parts.

Lastly, the analysis of the effect of the parameters  $\gamma$  and  $\varepsilon$  on the standard deviation of the residual opinion shift  $\sigma_i(t)$  is described in Section E.

### 3 Results

We begin this section with a qualitative analysis of discussions generated by DolphinMixtral, serving as an illustrative example. Next, within our Bayesian framework, we quantitatively evaluate Mixtral-8x7B, DolphinMixtral, and GPT-4o-mini revealing stark differences between the relative importance of interaction and biases. Finally, we investigate how opinion uncertainty is related to the entropy of the LLM’s response distribution when being queried for their opinion.

#### 3.1 Convergence and Biases in LLM Opinion Dynamics

For the DolphinMixtral LLM, an analysis of the opinion trajectories reveals that the opinions of two LLM agents consistently converge to an attractor point in opinion space for each of the three discussion topics (see Fig. 2), despite the supposed anti-alignment of the LLM. This convergence typically occurs already after the first discussion round, with larger opinion shifts for agents further from the attractor and only marginal changes in subsequent discussion steps. Notably, especially for the question about the safety of artificial intelligence, the LLMs occasionally failed to adhere to the initialized opinions even before the discussion started (visible as the outer dotted regions in Fig. 2).

For the “climate change” and “AI safety” topics in non-negated framing (upper row), the observed attractor aligns closely with the topic prior, i.e., with the opinion when queried without prior initialization prompts, which reflects the LLM agent’s *topic*

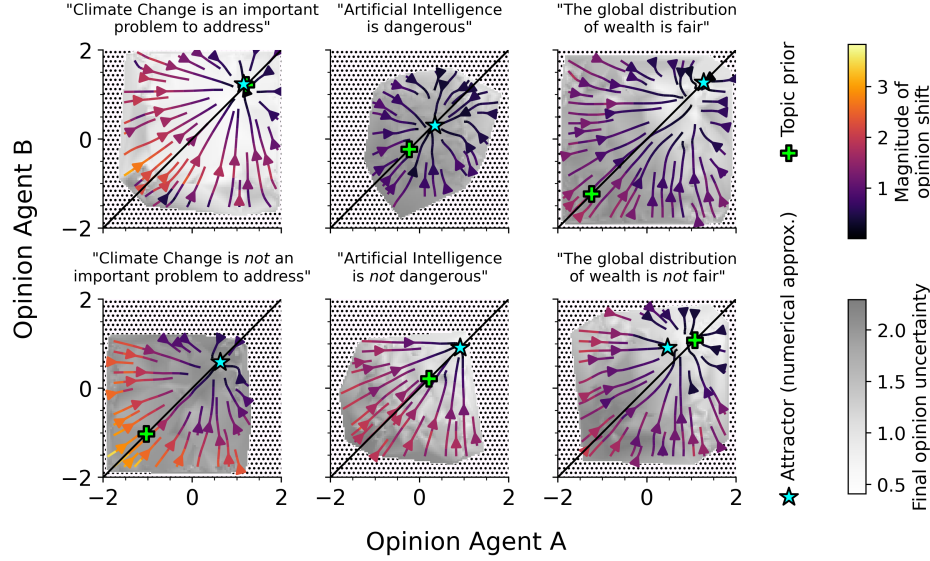


Figure 2: **The opinion expectation values of both LLM agents tend to converge toward topic-dependent attractors in the opinion space. For DolphinMixtral, these attractors are heavily biased toward positive opinions, indicating an agreement bias.** Grid interpolation of 25 simulation runs with the DolphinMixtral LLM for every possible combination of initial opinions on three different topics, with normal and negated framing. The background shade indicates the average final entropy of the response distribution. The green cross symbolizes the LLM’s prior opinion, i.e., the expected opinion of an LLM agent without prior opinion initialization. The cyan star represents a numerical approximation of the attractor position, based on the point with negative divergence and lowest vector magnitude. The lack of data in the outer regions (dotted) indicates a failure of initializing agents with these extreme opinions.

*bias*. For the question about the fairness of the global wealth distribution, however, the agents converge to significantly more positive values than anticipated from the topic prior alone. This *agreement bias* is especially apparent when considering the same statements in negated framing for opinion extraction: Here, instead of inverting their replies as expected, the agents exhibit a pronounced bias towards positive answers. An *anchoring bias* (which would move the attractor off-diagonal in Fig. 2) could not be observed.

### 3.2 Bias and uncertainty differences between LLMs

Comparing DolphinMixtral to other LLMs shows that some patterns, such as convergence and the presence of the topic bias, are consistent. However, the agreement bias is much less pronounced in the other LLMs, whereas the anchoring bias appears to have a slight negative influence for some topics when using the Mixtral-8x7b and GPT-4o-mini LLMs (see Figs. 14 and 15). Another notable difference is that in DolphinMixtral, neutral average opinions primarily arise from a diffuse response distribution assigning probability to multiple answers, whereas Mixtral-8x7b and GPT-4o-mini yield genuinely neutral responses, indicating considerably lower uncertainty (see Figs. 11, 12, and 13).

### 3.3 Quantifying Influence Factors via Bayesian Modeling

To quantify the influences of the observed factors on opinion shifts and to compare the different LLMs systematically, we fit the Bayesian influence-response function outlined in Section 2.3 to the opinion dynamics of the generated LLM discussions.

For the DolphinMixtral LLM, the Bayesian analysis supports the qualitative findings described in the previous subsection. Specifically, the agreement bias has the largest effect on the final opinion, followed by the topic bias and the interaction dynamics, while no anchoring bias could be determined (see Figs. 3 and 6). Furthermore, the estimated time scale  $\tau$  modulating the exponential decay of the interaction effect of 0.31 indicates a sharp drop in the interaction effect by approximately 96 % already after the first discussion round, indicating that interaction effects are only relevant in the initial discussion round (see Fig. 4). Finally, the standard deviation of the opinion shifts is largely accounted for by a contribution proportional to the squared expected opinion shift (see Fig. 10), with a term proportional to the entropy of the output distribution used as a measure for uncertainty also contributing significantly, as confirmed by model ablation studies (see Fig. 6). The topic bias attractors are constrained to different values for the three topics, with the climate change topic showing generally positive topic attractors and the AI and wealth topic showing negative attractors, which



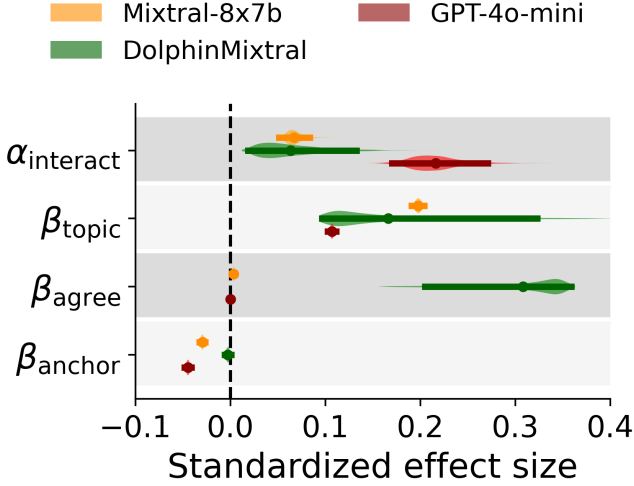


Figure 3: **While in simulations using the DolphinMixtral LLM the agreement bias dominates, interaction between agents is the main driver of the opinion dynamics in simulations with GPT-4o-mini. In simulations with Mixtral-8x7b, the main driver is the topic bias.** Posterior distribution of standardized effect size with mean and 94% HDI.

is qualitatively in line with the LLMs topic priors (compare Fig. 2 and Fig. 4, also see Fig. 16).

When comparing between the three different LLMs, an analysis of the standardized effect sizes of the interaction effect and biases reveals stark differences (see Fig. 3): While DolphinMixtral LLM agents appear mostly driven by the agreement bias, the opinion dynamics of the Mixtral-8x7b LLM are largely influenced by the topic bias. In contrast, GPT-4o-mini shows smaller biases overall and a larger impact of the interaction between agents. DolphinMixtral exhibits no significant anchoring bias, while Mixtral-8x7b and GPT-4o-mini have a small negative anchoring response. All three LLMs show very short interaction timescales, indicating weak adherence to the initially prompted opinions. The prior opinion of LLM agents and the attractor positions of the topic biases also vary between LLMs, with DolphinMixtral generally expressing more diverse opinions Fig. 16. The topic attractors of the Bayesian model mostly match these prior opinions, with larger deviations visible for GPT-4o-mini.

Lastly, as for DolphinMixtral, both the term proportional to the squared expected opinion shift and the entropy carry significant predictive power for the other LLMs, with the entropy measure being most important for GPT-4o-mini (see. Fig. 10 and Fig. 6).

### 3.4 Improving Opinion Persistence through Fine-Tuning

In the previous subsection it was shown that the small Mixtral LLMs were mostly driven by biases, with interactions between the agents playing only a secondary role. Furthermore, compared to what would be expected from humans, this interaction effect decays unrealistically fast with time. Together, these findings imply that the adherence to the initialized opinion of

agents, i.e., their stubbornness to change their original opinion, appears unrealistically low compared to humans. In order to improve this adherence to the initialized opinion, we augmented the opinion initialization process by fine-tuning the base Mixtral-8x7b LLM on statements expressing different levels of agreement to the climate change topic.

To properly assess the persistence of initial opinions, we extended the Bayesian model by decomposing the general topic bias into five individual attractors corresponding to fine-tuning targets (see Table 4). To ensure comparability with the other LLMs, we restrict the fitted data to the climate topic only. Among all models, the fine-tuned Mixtral LLM agent shows the strongest correlation between the initialized opinion and the individual topic attractors (see Section 3.4a). In particular, the topic attractor for the initialization  $-2$ , i.e., “strongly disagree”, is negative, which is not the case for the other models. While the DolphinMixtral shows a weaker monotonous relationship between initial opinions and topic attractors, the base Mixtral and GPT-4o LLMs show a constant attractor which matches their averaged topic attractor irrespective of the initial opinion, indicating that the agents show no attraction towards their initialized opinion. The comparison of the effect sizes with the other models reveals that the fine-tuned model shows a small trend towards larger interaction effects due to a larger time scale  $\tau$  compared to the base Mixtral model (see Section 3.4b). Nevertheless, the topic bias and topic bias strength appear very similar to the base Mixtral LLM.

### 3.5 Entropy as a measure for opinion uncertainty

The opinion as measured by the expectation value of an agent’s responses, i.e., the weighted average of the LLM agent’s response options from “ $-2$ ” to “ $2$ ”, does not fully describe an agent’s stance, as the same expected opinion could result from either a high commitment to a single answer (reflected by a single answer having almost all probability mass in the output distribution) or uncertainty reflected as a distribution of probability mass between multiple similarly likely answers. For instance, an agent with an opinion expectation value of “ $0$ ” could either be truly committed to neutrality, with all probability mass concentrated on the answer “ $0$ ”, or completely oblivious to the question, giving equal probabilities to answering any opinion value—or any distribution in between. This notion of opinion uncertainty as the concentration of probability mass can be quantified by the Shannon entropy [41] of the response distributions (see Fig. 7a). The entropy takes on its minimum value for any given expected opinion if the probability mass is concentrated in only one or two opinion values, while its maximum is obtained for the most uniform distribution of answers given the expectation value (see Section B). Neutral expected opinions can exhibit a wide range of entropies, while extreme opinions necessarily have low entropy because the probability is concentrated on a single extreme response.

For the opinion dynamics of the DolphinMixtral LLM, we find that the opinion uncertainty does indeed vary for a given expected opinion, particularly for the  $-1$  and  $+1$  answers. Additionally, one can observe a lack of truly neutral opinions; instead, uncertainty is close to the maximum for nominal opin-

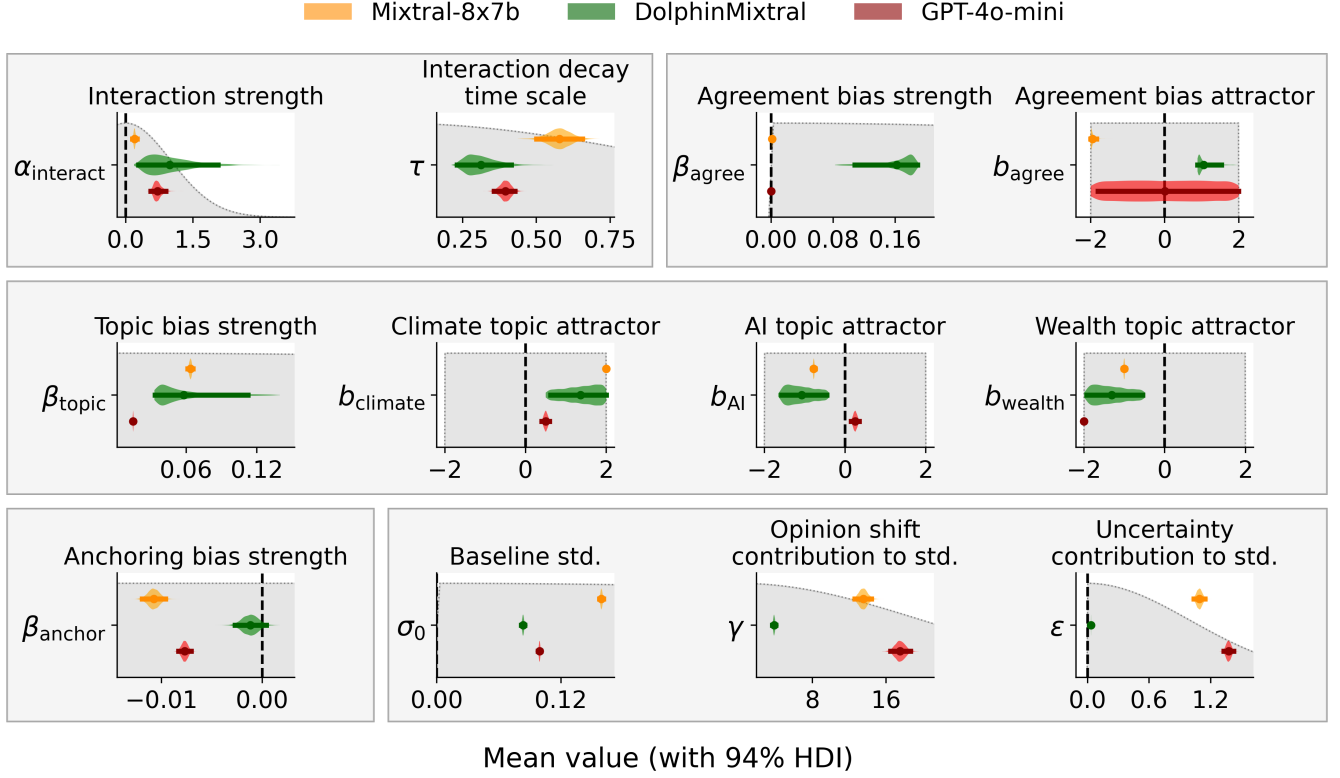


Figure 4: **Inferred posterior distributions of all model parameters for the three different LLMs.** The effect coefficients  $\alpha_{\text{interact}}$ ,  $\beta_{\text{topic}}$ ,  $\beta_{\text{agree}}$  and  $\beta_{\text{anchor}}$  have normally distributed priors (gray background), while the bias attractors  $b_{\text{topic}}$  and  $b_{\text{agree}}$  are drawn uniformly from the range  $[-2, 2]$ . The parameters  $\sigma_0$ ,  $\gamma$  and  $\epsilon$  influencing the residual standard deviation and the timescale  $\tau$  have half-normal priors (see Table 2). For GPT-4o-mini, the strength of the agreement bias  $\beta_{\text{agree}}$  is tightly constrained to zero, rendering the corresponding attractor position  $b_{\text{agree}}$  mostly unconstrained. For exact values, refer to Table 3

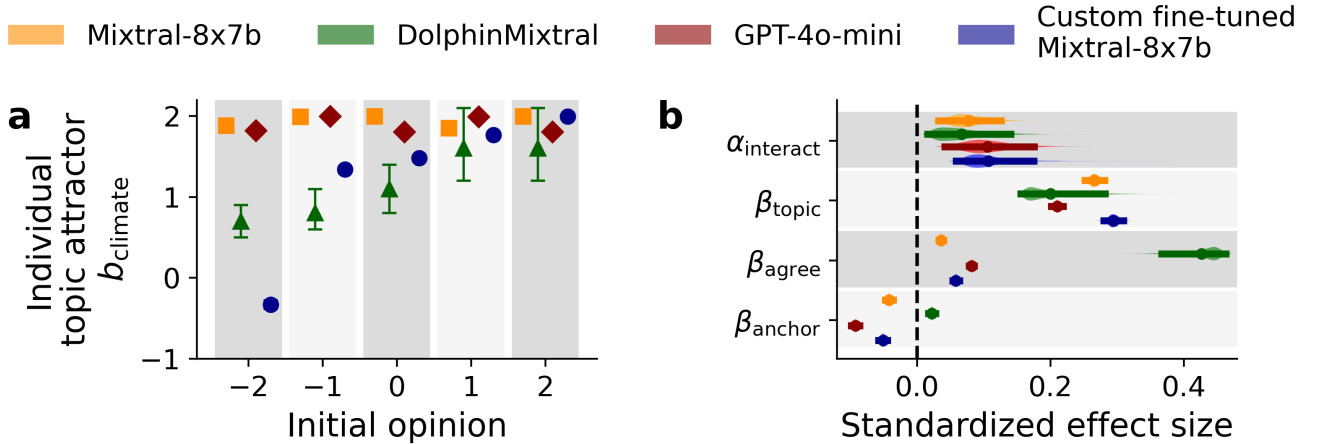


Figure 5: (a) **The individual topic attractors, i.e., the attractors for a specific initialized opinion, of the custom fine-tuned Mixtral (blue) increase monotonously with the fine-tuned and initialized opinions.** This trend is also observed for DolphinMixtral, but not for the other models. Mean values with 94% HDI. (b) **For the Bayesian model with individual topic attractors, the fine-tuned Mixtral LLM shows a small trend towards higher interaction effects compared to the the base Mixtral LLM, and a trend towards a higher individual topic bias, reflecting stronger adherence to the fine-tuned and initialized opinion.**

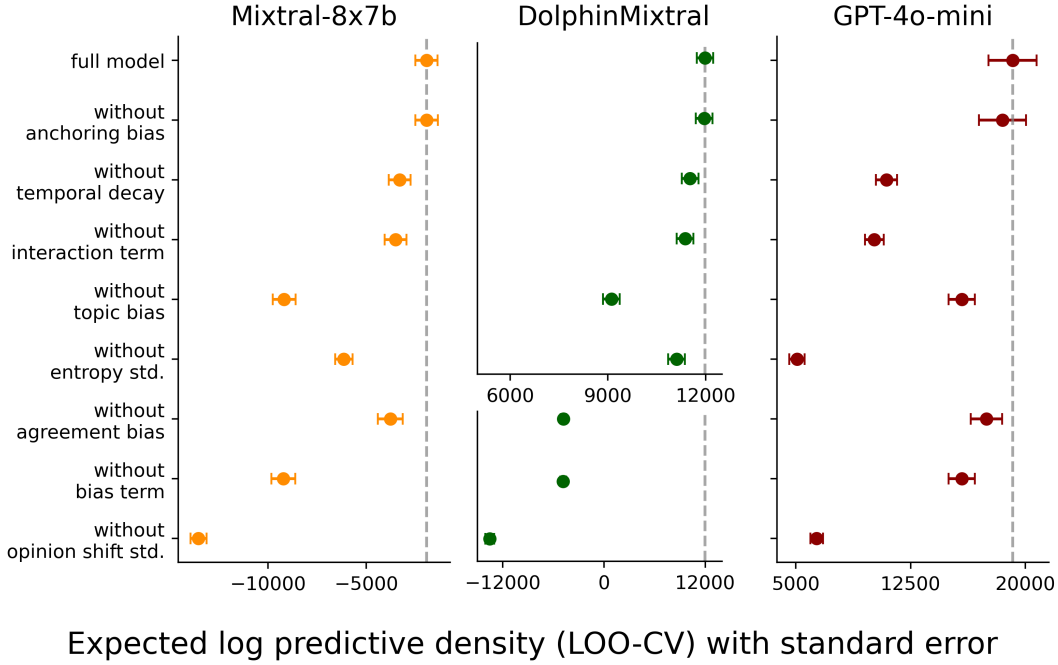


Figure 6: **The importance of the Bayesian model’s influence factors differs strongly across LLMs.** Model comparisons with ablated versions of each LLM, where the expected log predictive density (ELPD) was estimated using leave-one-out cross-validation (LOO-CV). Values are computed across 37,500 data points per simulation dataset for each LLM, with error bars indicating standard error.

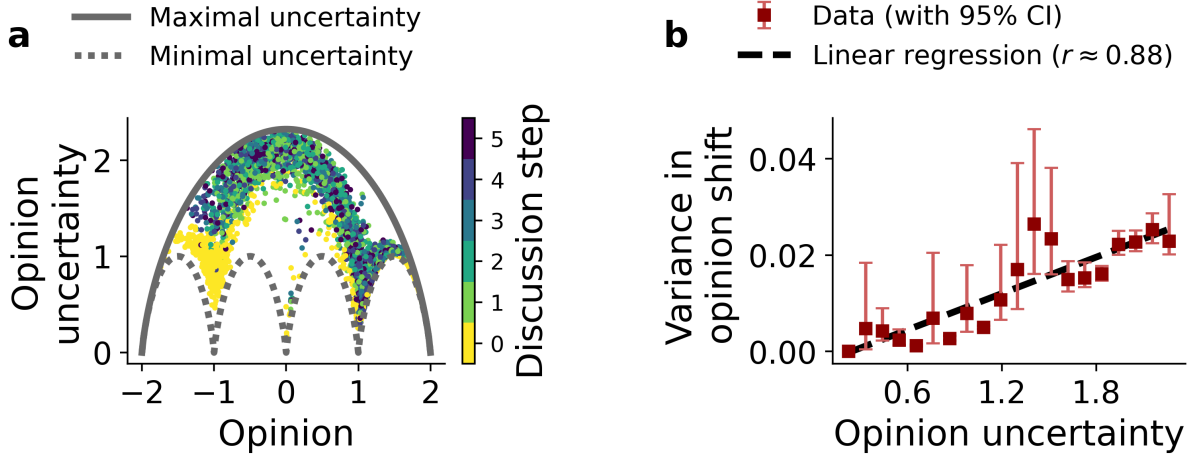


Figure 7: **(a) LLM agents with the same opinion can have different levels of opinion uncertainty for a given opinion expectation value, measured as the entropy of their response distribution.** Outlines represent the LLMs maximal (solid) and minimal (dashed) theoretical response distribution entropy (see Section B). Points in between represent data points from simulations with the climate change topic and the DolphinMixtral LLM, for 25 runs for each possible combination of initial opinions. Entropy is measured in bits. **(b) The opinion uncertainty at time  $t$  is positively correlated with the variance in opinion shift at  $t + 1$ .** Data points from DolphinMixtral for all topics, divided into 20 bins. Linear regression slope  $0.013 \text{ bits}^{-1}$ , Intercept  $-0.003$ .  $r = 0.88$ ,  $p \approx 10^{-7}$ . Error bars indicate 95% confidence intervals obtained via bootstrap resampling.



ions of zero (see Fig. 11). In contrast, uncertainty is smaller closer to the topic prior opinion (Figs. 2). The other two models showed considerably less opinion uncertainty, potentially hinting that the non-anti-aligned LLMs are more assertive in their opinions (Fig. 11). In line with the suggested interpretation as opinion uncertainty, the entropy is found to be correlated with the variance of the subsequent opinion shift of the agent (see Fig. 7b).

## 4 Discussion

In this work, we presented a Bayesian framework to disentangle the factors influencing the opinion dynamics in discussions between LLM-based agents. By focusing on dyadic multi-step discussions, we are able to distinguish interaction effects from LLM-intrinsic biases with quantitative clarity. We identified and modeled three key biases—topic bias, agreement bias, and anchoring bias—and evaluated them across multiple LLMs and discussion topics. The results suggest that while simulations with LLMs of the Mixtral family are mainly driven by biases, LLMs with greater language generalization capabilities, such as GPT-4o-mini, allow more interaction-driven opinion change.

Furthermore, we suggest the entropy of the opinion distribution of an LLM agent as a measure of its uncertainty in its opinion. This measure for opinion uncertainty helps to distinguish between neutral stances due to indecision versus genuine neutrality, and is found to predict the susceptibility of an agent to opinion change.

Finally, we presented fine-tuning as an approach to make LLM agents adhere more to their initialized opinion. This slightly increased the interaction effects, likely as a result of shifting the topic bias attractor towards the initialized opinion for each agent.

**Related work** In recent literature, multiple works have investigated opinion dynamics between LLM agents and qualitatively described their biases.

Most closely related, Chuang et al. [7] simulate pairwise multi-round discussions between LLM agents and observe that agents converge towards “scientific reality”, akin to the topic bias presented here. They additionally investigate the effects of giving agents role-playing personas and explicitly prompting them to express a confirmation bias.

In the work of Cau et al. [12], one LLM agent is tasked with persuading an LLM interlocutor of their opinion on the philosophical question of “Theseus ship”. They observe a strong bias towards agreeing with the presented statement irrespective of whether it has been negated, as well as a tendency for LLM agents towards sycophancy, i.e., agreeing with each other.

On the topic of biases of LLM agents, Tjautja et al. [25] show that LLMs do not always accurately reproduce human biases, with some LLMs showing opposite bias as would be expected from humans, as we have also observed for the anchoring effect. Taubenfeld et al. [24] show that LLM agents conform to the LLMs inherent social biases, which can be manipulated through fine-tuning. Cheung et al. [22] find that in moral dilemmas,

LLMs are biased towards inaction. They observe a negative agreement bias in some LLMs, which in our analysis is only slightly present for Mixtral-8x7b, whereas DolphinMixtral expresses a strongly positive agreement bias. These findings suggest further research into how fine-tuning influences the strength of this particular bias.

Generally, our findings complement these presented works by providing a mathematical framework to quantify the strengths of the observed effects.

Besides the field of LLM agent discussions, Jain and Krishnamurthy [42] propose that LLM agents act as rationally bounded Bayesian agents that exhibit social learning when interacting. Our work is complementary in using a Bayesian framework to separate social influence from intrinsic model biases during opinion change. Being able to understand and control both effects is crucial to apply LLMs for modeling social systems and their dynamics.

To investigate the relations between LLM agents and human subjects, Breum et al. [8] study a persuasion setup, and uncover that the types of arguments which convince LLM agents share characteristics with those ranked strongest by human judges. They furthermore note that the LLM agent’s receptiveness to arguments can be adjusted through prompting. Salvi et al. [3] discover that GPT4 is more persuasive than human subjects 64% of the time. How our results relate to human subjects remains a question for further work.

Complementary to work on pairwise agent interactions, De Marzo et al. [9, 43] use LLMs to predict numerical opinion changes or network connectivity in large networks directly. In the first study, the authors observe that LLM agents reproduce scale-free networks common in social networks, while the second study uncovers how LLM agents in a large network spontaneously form groups governed by a majority force coefficient. They observe that LLM language generalization capabilities also play a critical role in achieving consensus, which could be identified as a potential predictor for strength of interaction. Perhaps future work could link these observations more closely together.

Recent work outside the specific branch of modeling opinion dynamics with LLMs by Fontana et al. [44] and Akata et al. [45] shows that LLM agents cooperate in social dilemmas and repeated games. Wang et al. [46] show how LLMs emulate realistic user behavior. On top, LLMs can rival human performance in narrative segmentation and even neuroscientific prediction [47, 48], suggesting rich latent social and semantic structure. Our Bayesian framework may also be applied in such research branches to further strengthen the analysis of internal processes of LLMs and their cognitive capabilities.

**Limitations** The analyses in this work have been conducted on the Mixtral-8x7B and GPT-4o-mini LLMs. Whether the observed trends—in particular the larger influence of interaction compared to biases for the more capable GPT-4o-mini—carry over to larger and more modern architectures such as reasoning models [49], remains to be determined in future work.

Furthermore, our simulations are constrained to only three specific topics, namely “climate change”, “AI safety” and “Wealth Distribution”, with fine-tuning results only for the “climate change” topic. In future work, more diverse topics can be investigated, which might reveal additional factors specific to certain groups of topics. Additionally, the effect of varying the opinion initialization and prompting strategies need more thorough research to allow for more general conclusions.

Finally, variations of the influence-response-function may be investigated, for instance incorporating topic-dependent interaction strengths, a bounded confidence threshold for interaction, or time-dependent bias terms.

**Outlook** Future work can extend the LLM agents and Bayesian models in this work to include additional factors which capture more nuanced patterns in the opinion dynamics. For instance, the agents can be initialized with character traits, for instance quantified by their position on the “big five” personality trait spectrum [50], to gain insights into the dynamics between more heterogeneous character pairs [51] while being cautious of caricature effects observed for role-playing personas [52]. Additionally, additional biases such as an allow/forbid asymmetry, odd/even scale effects and response order bias [25] can be included in the Bayesian models.

Furthermore, modeling real human dialogues and comparing the direction and strengths of the observed biases to LLM results may be a useful tool to uncover which biases are shared among humans and LLMs alike and which ones are specific to the LLMs [25]. These results may provide insights into the shortcomings of LLMs as stand-ins for humans in social experiments and may uncover paths to improving upon them.

Another appealing question for the future is the comparison between prompt engineering and fine-tuning in agent initialization. Prompt variants of a single base model give low-cost, easily introducible heterogeneity in their initial state. However the agents still share the same latent priors with the LLMs potentially playing “devils advocate”, so any observed convergence could reflect model-intrinsic bias rather than social interaction. LLMs fine-tuned on dialogues expressing specific opinions, as presented here, potentially provide deeper diversity and stable long-run personalities, yet they blur the line between interaction effects and training-set artifacts and can make reproducibility more difficult. Introducing architecturally distinct models (e.g., GPT-style vs Mixtral) adds another axis of variance, though at the expense of controlled comparability.

In this work, we analyzed only discussions between two LLM agents. A promising area of future research thus lies in extending the framework to larger networks of interacting agents, which may help uncover the likely more complex factors in such groups. Two paths into this direction are the analysis of subsequent discussions between pairs of agents which retain a memory of the previous discussion [7], or direct multi-agent discussions. In particular, Bayesian models of multi-agent interactions may ultimately serve as stand-ins for LLM agents to simulate significantly larger networks, enabling analyses of large social networks where computational costs would make a direct application of LLMs prohibitive.

**Conclusion** In conclusion, while prior work has quantitatively described different biases in simulations of opinion dynamics between LLMs, we demonstrated in this work that Bayesian modeling of the influence-response function helps to quantify the factors influencing discussions between LLM agents, improving human interpretability and comparability of these opinion dynamics for different LLM architectures and fine-tuned versions.

## Data Availability

All simulated discussions are available on the GitHub repository [https://github.com/Prieemann-Group/llm\\_opinion\\_dynamics](https://github.com/Prieemann-Group/llm_opinion_dynamics).

## Code Availability

The Python code used to produce the results shown in this paper is available as the GitHub repository [https://github.com/Prieemann-Group/llm\\_opinion\\_dynamics](https://github.com/Prieemann-Group/llm_opinion_dynamics).

## References

- [1] James WA Strachan, Dalila Albergo, Giulia Borghini, Oriana Pansardi, Eugenio Scaliti, Saurabh Gupta, Krati Saxena, Alessandro Rufo, Stefano Panzeri, Guido Manzi, et al. Testing theory of mind in large language models and humans. *Nature Human Behaviour*, 8(7):1285–1295, 2024.
- [2] Sébastien Bubeck, Varun Chandrasekaran, Ronen Eldan, Johannes Gehrke, Eric Horvitz, Ece Kamar, Peter Lee, Yin Tat Lee, Yuanzhi Li, Scott Lundberg, et al. Sparks of artificial general intelligence: Early experiments with gpt-4. *arXiv preprint arXiv:2303.12712*, 2023.
- [3] Francesco Salvi, Manoel Horta Ribeiro, Riccardo Gallotti, and Robert West. On the conversational persuasiveness of gpt-4. *Nature Human Behaviour*, 2025.
- [4] Zhiheng Xi, Wenxiang Chen, Xin Guo, Wei He, Yiwen Ding, Boyang Hong, Ming Zhang, Junzhe Wang, Senjie Jin, Enyu Zhou, et al. The rise and potential of large language model based agents: A survey. *Science China Information Sciences*, 68(2):121101, 2025.
- [5] Yuxiao Lu, Alberto Aleta, Chenguang Du, Lei Shi, and Yamir Moreno. Llm and generative agent-based models for complex systems research. *Physics of Life Reviews*, 51:283–293, 2024. doi:10.1016/j.plrev.2024.10.013.
- [6] Joon Sung Park, Joseph O’Brien, Carrie Jun Cai, Meredith Ringel Morris, Percy Liang, and Michael S Bernstein. Generative agents: Interactive simulators of human behavior. In *Proceedings of the 36th annual acm symposium on user interface software and technology*, pages 1–22, 2023.
- [7] Yun-Shiuan Chuang, Agam Goyal, Nikunj Harlalka, Sidharth Suresh, Robert Hawkins, Sijia Yang, Dhavan

- Shah, Junjie Hu, and Timothy T. Rogers. Simulating opinion dynamics with networks of llm-based agents. *arXiv preprint arXiv:2311.09618*, 2023. URL <https://arxiv.org/abs/2311.09618>.
- [8] Simon Martin Breum, Daniel Vædele Egdal, Victor Gram Mortensen, Anders Giovanni Møller, and Luca Maria Aiello. The persuasive power of large language models. In *Proceedings of the International AAAI Conference on Web and Social Media*, volume 18, pages 152–163, 2024.
- [9] Giordano De Marzo, Claudio Castellano, and David Garcia. Large language model agents can coordinate beyond human scale. *arXiv preprint arXiv:2409.02822*, 2024.
- [10] Gregor Betz. Natural-language multi-agent simulations of argumentative opinion dynamics. *arXiv preprint arXiv:2104.06737*, 2021.
- [11] Junchi Yao, Hongjie Zhang, Jie Ou, Dingyi Zuo, Zheng Yang, and Zhicheng Dong. Social opinions prediction utilizes fusing dynamics equation with llm-based agents. *Scientific Reports*, 15(1):15472, 2025.
- [12] Erica Cau, Valentina Pansanella, Dino Pedreschi, and Giulio Rossetti. Language-driven opinion dynamics in agent-based simulations with llms. *arXiv preprint arXiv:2502.19098*, 2025.
- [13] Andreas Flache, Michael Mäs, Thomas Feliciani, Edmund Chattoe-Brown, Guillaume Deffuant, Sylvie Huet, and Jan Lorenz. Models of social influence: Towards the next frontiers. *Jasss-The journal of artificial societies and social simulation*, 20(4):2, 2017.
- [14] Andreas Reitenbach, Fabio Sartori, Sven Banisch, Anastasia Golovin, André Calero Valdez, Mirjam Kretschmar, Viola Priesemann, and Michael Maes. Coupled infectious disease and behavior dynamics. a review of model assumptions. *Reports on Progress in Physics*, 2024.
- [15] Guillaume Deffuant, David Neau, Frédéric Amblard, and Gérard Weisbuch. Mixing beliefs among interacting agents. *Advances in Complex Systems*, 3(1-4):87–98, 2000. doi:10.1142/S0219525900000078.
- [16] Rainer Hegselmann and Ulrich Krause. Opinion dynamics and bounded confidence: Models, analysis, and simulation. *Journal of Artificial Societies and Social Simulation*, 5(3), 2002. URL <http://jasss.soc.surrey.ac.uk/5/3/2.html>.
- [17] Corrado Monti, Luca Maria Aiello, Gianmarco De Francisci Morales, and Francesco Bonchi. The language of opinion change on social media under the lens of communicative action. *Scientific Reports*, 12(1):17920, 2022.
- [18] Michel Grabisch and Agnieszka Rusinowska. A survey on nonstrategic models of opinion dynamics. *Games*, 11(4):65, 2020.
- [19] Chen Gao, Xiaochong Lan, Nian Li, Yuan Yuan, Jingtao Ding, Zhilun Zhou, Fengli Xu, and Yong Li. Large language models empowered agent-based modeling and simulation: A survey and perspectives. *Humanities and Social Sciences Communications*, 11(1):1259, 2024. doi:10.1057/s41599-024-03611-3. URL <https://www.nature.com/articles/s41599-024-03611-3>.
- [20] Jiawei Li, Yang Gao, Yizhe Yang, Yu Bai, Xiaofeng Zhou, Yinghao Li, Huashan Sun, Yuhang Liu, Xingpeng Si, Yuhao Ye, et al. Fundamental capabilities and applications of large language models: A survey. *ACM Computing Surveys*, 2025.
- [21] Surendrabikram Thapa, Shuvam Shiwakoti, Siddhant Bikram Shah, Surabhi Adhikari, Hariram Veeramani, Mehwish Nasim, and Usman Naseem. Large language models (llm) in computational social science: Prospects, current state, and challenges. *Social Network Analysis and Mining*, 15(1):1–30, 2025.
- [22] Vanessa Cheung, Maximilian Maier, and Falk Lieder. Large language models show amplified cognitive biases in moral decision-making. *Proceedings of the National Academy of Sciences*, 122(25):e2412015122, 2025.
- [23] Tiancheng Hu, Yara Kyrychenko, Steve Rathje, Nigel Collier, Sander van der Linden, and Jon Roozenbeek. Generative language models exhibit social identity biases. *Nature Computational Science*, 5(1):65–75, 2025.
- [24] Amir Taubenfeld, Yaniv Dover, Roi Reichart, and Ariel Goldstein. Systematic biases in llm simulations of debates. *arXiv preprint arXiv:2402.04049*, 2024.
- [25] Lindia Tjuatja, Valerie Chen, Tongshuang Wu, Ameet Talwalkar, and Graham Neubig. Do llms exhibit human-like response biases? a case study in survey design. *Transactions of the Association for Computational Linguistics*, 12:1011–1026, 2024.
- [26] Jeremy K Nguyen. Human bias in ai models? anchoring effects and mitigation strategies in large language models. *Journal of Behavioral and Experimental Finance*, 43: 100971, 2024.
- [27] Lucas Molleman, Alan N Tump, Andrea Gradassi, Stefan Herzog, Bertrand Jayles, Ralf HJM Kurvers, and Wouter van den Bos. Strategies for integrating disparate social information. *Proceedings of the Royal Society B*, 287(1939):20202413, 2020.
- [28] Douglas Gale and Shachar Kariv. Bayesian learning in social networks. *Games and economic behavior*, 45(2): 329–346, 2003.
- [29] Víctor M Eguíluz, Naoki Masuda, and Juan Fernández-Gracia. Bayesian decision making in human collectives with binary choices. *PLoS One*, 10(4):e0121332, 2015.
- [30] Joshua B Tenenbaum, Charles Kemp, Thomas L Griffiths, and Noah D Goodman. How to grow a mind: Statistics, structure, and abstraction. *science*, 331(6022):1279–1285, 2011.
- [31] Dino Carpentras, Paul J. Maher, Caoimhe O’Reilly, and Michael Quayle. Deriving an opinion dynamics model from experimental data. *Journal of Artificial Societies and Social Simulation*, 25(4), 2022. ISSN 1460-7425. doi:10.18564/jasss.4947. URL <http://dx.doi.org/10.18564/jasss.4947>.
- [32] Cognitive Computations. Dolphin-2.7-mixtral-8x7b [model card]. <https://huggingface.co/cognitive-computations/dolphin-2.7-mixtral-8x7b>, 2024. Accessed: 2025-06-26.

- [33] Albert Q Jiang, Alexandre Sablayrolles, Antoine Roux, Arthur Mensch, Blanche Savary, Chris Bamford, Devendra Singh Chaplot, Diego de las Casas, Emma Bou Hanna, Florian Bressand, et al. Mixtral of experts. *arXiv preprint arXiv:2401.04088*, 2024.
- [34] Aaron Hurst, Adam Lerer, Adam P Goucher, Adam Perelman, Aditya Ramesh, Aidan Clark, AJ Ostrow, Akila Welihinda, Alan Hayes, Alec Radford, et al. Gpt-4o system card. *arXiv preprint arXiv:2410.21276*, 2024.
- [35] Mistral AI. Mixtral of experts. <https://mistral.ai/news/mixtral-of-experts>, 2023. Accessed 2025-07-12.
- [36] OpenAI. Gpt-4o mini: advancing cost-efficient intelligence. <https://openai.com/de-DE/index/gpt-4o-mini-advancing-cost-efficient-intelligence/>, 2024. Accessed 2025-07-12.
- [37] Yun-Shiuan Chuang, Siddharth Suresh, Nikunj Harlalka, Agam Goyal, Robert Hawkins, Sijia Yang, Dhavan Shah, Junjie Hu, and Timothy T Rogers. The wisdom of partisan crowds: Comparing collective intelligence in humans and llm-based agents. *arXiv preprint arXiv:2311.09665*, 2023.
- [38] Sebastian Berndt Mohr, Andreas C. Schneider, Şüheda Yıldırım, Jasper Benke, and Viola Priesemann. Telegram graph data of COVID-19 related channels, 2023. URL <https://doi.org/10.25625/H5JU2G>.
- [39] Maarten Grootendorst. Bertopic: Neural topic modeling with a class-based tf-idf procedure. *arXiv preprint arXiv:2203.05794*, 2022.
- [40] Edward J Hu, Yelong Shen, Phillip Wallis, Zeyuan Allen-Zhu, Yuanzhi Li, Shean Wang, Lu Wang, Weizhu Chen, et al. Lora: Low-rank adaptation of large language models. *ICLR*, 1(2):3, 2022.
- [41] Thomas M Cover. *Elements of information theory*. John Wiley & Sons, 1999.
- [42] Adit Jain and Vikram Krishnamurthy. Interacting large language model agents. bayesian social learning based interpretable models. *IEEE Access*, 2025.
- [43] Giordano De Marzo, Luciano Pietronero, and David Garcia. Emergence of scale-free networks in social interactions among large language models. *arXiv preprint arXiv:2312.06619*, 2023.
- [44] Nicolás Fontana, Francesco Pierri, and Luca Maria Aiello. Nicer than humans: How do large language models behave in the prisoner’s dilemma? In *Proceedings of the International AAAI Conference on Web and Social Media*, volume 19, pages 522–535, 2025.
- [45] Elif Akata, Lion Schulz, Julian Coda-Forno, Seong Joon Oh, Matthias Bethge, and Eric Schulz. Playing repeated games with large language models. *Nature Human Behaviour*, pages 1–11, 2025.
- [46] Lei Wang, Jingsen Zhang, Hao Yang, Zhi-Yuan Chen, Jiakai Tang, Zeyu Zhang, Xu Chen, Yankai Lin, Hao Sun, Ruihua Song, et al. User behavior simulation with large language model-based agents. *ACM Transactions on Information Systems*, 43(2):1–37, 2025.
- [47] Sebastian Michelmann, Manoj Kumar, Kenneth A Norman, and Mariya Toneva. Large language models can segment narrative events similarly to humans. *Behavior Research Methods*, 57(1):1–13, 2025.
- [48] Xiaoliang Luo, Akilles Rechartdt, Guangzhi Sun, Kevin K Nejad, Felipe Yáñez, Bati Yilmaz, Kangjoo Lee, Alexandra O Cohen, Valentina Borghesani, Anton Pashkov, et al. Large language models surpass human experts in predicting neuroscience results. *Nature human behaviour*, 9(2): 305–315, 2025.
- [49] Aske Plaat, Annie Wong, Suzan Verberne, Joost Broekens, Niki van Stein, and Thomas Back. Reasoning with large language models, a survey, 2024. URL <https://arxiv.org/abs/2407.11511>.
- [50] Lewis R Goldberg. An alternative “description of personality”: The big-five factor structure. In *Personality and personality disorders*, pages 34–47. Routledge, 2013.
- [51] Lucio La Cava and Andrea Tagarelli. Open models, closed minds? on agents capabilities in mimicking human personalities through open large language models. In *Proceedings of the AAAI Conference on Artificial Intelligence*, volume 39(2), pages 1355–1363, 2025.
- [52] Myra Cheng, Tiziano Piccardi, and Diyi Yang. Compost: Characterizing and evaluating caricature in llm simulations. *arXiv preprint arXiv:2310.11501*, 2023. URL <https://arxiv.org/abs/2310.11501>.
- [53] Oriol Abril-Pla, Virgile Andreani, Colin Carroll, Larry Dong, Christopher J Fannesbeck, Maxim Kochurov, Ravin Kumar, Junpeng Lao, Christian C Luhmann, Osvaldo A Martin, et al. Pymc: a modern, and comprehensive probabilistic programming framework in python. *PeerJ Computer Science*, 9:e1516, 2023.
- [54] Matthew D Hoffman, Andrew Gelman, et al. The no-urn sampler: adaptively setting path lengths in hamiltonian monte carlo. *J. Mach. Learn. Res.*, 15(1):1593–1623, 2014.

## Acknowledgments

We thank Jonas Dehning and Abdullah Makkeh for their detailed feedback on an early draft of this work. We thank Jonas Dehning for support with the Bayesian inference. We are also grateful to the Priesemann Group, in particular Roman David Ventzke, for stimulating discussions and their valuable comments throughout the project. This work was supported by the German Research Foundation (DFG), via the SFB 1528 “Cognition of Interaction”, and the MWK Niedersachsen via “zukunft.niedersachsen”, „Niedersachsen-Profil-Professur“.

## Authorship Contributions

V.C.B., D.A.E. and V.P. jointly developed and designed the study. V.C.B. carried out the implementation and performed the simulations and Bayesian inference. V.C.B., D.A.E. and V.P. analysed and interpreted the results. V.C.B. generated

---

the figures. V.C.B. and D.A.E. wrote the manuscript, and all authors revised the draft. D.A.E. performed day-to-day supervision, while V.P. contributed senior supervision, project conceptualization, resources and funding.

### **Competing Interests**

The authors declare no competing interests.

## A Prompts

To simulate structured discussions between LLM agents, we use a standardized prompting scheme that leverages the *system* and *user* roles commonly used in chat-based LLM interfaces. The system prompt defines the agent’s identity and prior beliefs, setting the context and behavioral framing. The user prompt then issues specific instructions or queries to obtain responses during initialization, opinion probing, or discussion turns.

To initialize agents to a specific opinion, a Chain-of-Thought monologue is generated by an external model. These LLMs are initialized using a system prompt which specifies their agreement to a given topic statement before being instructed to generate an internal monologue by a user prompt.

### Chain-of-Thought generation

system = "You are a person who <opinion> that <statement>."

user = "Write out your thoughts about <topic>. Keep your output short."

output = llm.generate(system, user)

To create the agent, the generated output is then passed onto a new instance of the same LLM with an empty memory using a system prompt.

### Agent initialization

system = f"You are a person who has the following thoughts about <topic>: \"{output}\". Always act and answer as this person."

This procedure is then repeated for the second agent. The initialization is followed by multi-step exchanges where agents respond to each other’s texts, which get passed back and forth between the LLM agents, again guided by role-specific prompts.

### Discussion start

user = "From now on, you are part of a new discussion about <subject>. Write three sentences to start the discussion."

### Discussion continuation

user = "From now on, you are part of a new discussion about <subject>. Someone else wrote the following text: "<text>". Write three sentences as your response."

### Discussion continuation after first round

user = "Someone else replied to you with the following text: "<text>". Write three sentences as your response."

After each discussion round, opinions are measured by directly querying each agent for its level of agreement about fixed statements (see. Table 1) on a scale from 1 (strongly disagree) to 5 (strongly agree), which is converted for visual clarity to -2 and 2. The scale from 1 to 5 is used as it restricts responses to single tokens, however, no qualitative difference have been observed when directly using the presented scale from -2 to 2.

### Opinion probing

user = "State your opinion about the following statement: "<statement>". Provide your answer as one of the options "1: strongly disagree", "2: disagree", "3: neither agree nor disagree", "4: agree", "5: strongly agree". Only return the corresponding integer value without any comments or punctuation."

## B Theoretical Bounds on Opinion Entropy

To understand the entropy of the LLMs response distribution as a measure for the uncertainty of an LLM agent in its opinion, it is instructive to consider the minimum and maximum values this quantity can take on for any given expected opinion.

The Shannon entropy of the output distribution is defined as [41]

$$H = \sum_s p(s) \log_2 \frac{1}{p(s)}, \quad (1)$$

where  $p(s)$  denote the probability mass of each opinion option step  $s$  on the integer scale from  $-2$  to  $2$ .

For any given expected opinion  $x = \sum_s s p(s)$ , the entropy takes on its minimum value if only the two closest integer opinions  $\lfloor x \rfloor$  and  $\lceil x \rceil$  have non-zero probabilities. The entropy  $H$  is then equal to that of a biased coin flip given by [41]

$$H = -p(\lfloor x \rfloor) \log_2 p(\lfloor x \rfloor) - (1 - p(\lfloor x \rfloor)) \log_2 (1 - p(\lfloor x \rfloor)).$$

Note that this minimum entropy becomes zero when  $x$  is equal to one of the levels  $s$ , as all probability gets concentrated on a single step  $p(s)$  and no uncertainty about the answer remains.

The entropy takes on its maximum value for a maximally uniform distribution under the constraint given by the fixed expectation value  $x$ . This problem can be formulated as a constrained optimization of  $H$  under the conditions that  $\sum_s p(s) = 1$  and  $\sum_s s p(s) = x$ , which results in the Lagrangian

$$\mathcal{L} = \sum_s p(s) \log_2 \frac{1}{p(s)} + \lambda_1 \left( \sum_s p(s) - 1 \right) + \lambda_2 \left( \sum_s s p(s) - x \right).$$

Differentiating with respect to  $p(s)$  and rearranging results in the Gibbs distribution

$$p(s) = \frac{e^{-\lambda_2 s}}{Z(\lambda_2)},$$



where the partition function

$$Z(\lambda_2) = \sum_s e^{-\lambda_2 s}$$

ensures normalization. For any given expectation value  $x$ , the Lagrange multiplier  $\lambda_2$  can be found numerically through solving the equation

$$x = \frac{1}{Z} \sum_s s e^{-\lambda_2 s}.$$

Finally, the entropy is obtained by plugging the resulting probability mass function  $p(s)$  into Eq. (1). This maximum entropy is largest for  $x = 0$  and vanishes at the extremes for  $x = -2$  and  $x = 2$ .

## C Bayesian Modeling Details

We performed Bayesian inference using PyMC v5.20.0 [53], employing the No-U-Turn Sampler (NUTS) [54] for posterior sampling. The sampling backend was accelerated via nutpie, which provides a performant interface for automatic differentiation and sampling.

**Inference Settings** Sampling was conducted using 4 chains, each with 1000 tuning steps and 2000 posterior draws, yielding a total of 8000 posterior samples. The target acceptance probability was set to 0.9 to improve exploration of the posterior in regions of higher curvature.

**Convergence and Diagnostic Checks** We evaluated sampler convergence using the following diagnostics:

The Gelman-Rubin statistic ( $\hat{R}$ ) was  $< 1.01$  for almost all parameters for every LLM dataset, indicating good convergence. Their effective sample size (ESS), both bulk and tail, was sufficiently large ( $> 1000$ ). The only exception were a small number of parameters (the topic attractors  $b_{\text{topic}}$ ) for the DolphinMixtral simulations, which had  $\hat{R} < 1.02$  and ESS values  $> 500$ . Visual inspection of trace plots confirmed good mixing, and we consider convergence sufficient for reliable inference (see Fig. 8). Trace plots for all parameters showed good mixing across chains, stationarity, and no divergences.

**Posterior Summaries** Posterior distributions were summarized using the mean and 94% Highest Density Interval (HDI) (see Tables 3 and 4)

**Model Comparison** For model selection, we computed the Expected Log Predictive Density (ELPD) via Leave-One-Out Cross Validation (LOO-CV) and their standard errors (see Fig. 6). All Pareto  $k$  diagnostics values were  $k < 0.7$ , indicating reliable estimates.

**Prior Distributions** We used weakly informative or regularizing priors for all parameters (see Table 2).

Parameter	Prior Distribution
$\alpha_{\text{interact}}$ $\tau$	$\mathcal{N}(\mu = 0, \sigma = 1)$ HalfNormal( $\sigma = 1$ )
$\beta_{\text{topic}}$ $b_{\text{topic}}$	$\mathcal{N}(\mu = 0, \sigma = 1)$ $\mathcal{U}(-2, 2)$
$\beta_{\text{agree}}$ $b_{\text{agree}}$	HalfNormal( $\sigma = 1$ ) $\mathcal{U}(-2, 2)$
$\beta_{\text{anchor}}$	$\mathcal{N}(\mu = 0, \sigma = 1)$
$\sigma_0$	HalfNormal( $\sigma = 1$ )
$\gamma$	HalfNormal( $\sigma = 20$ )
$\varepsilon$	HalfNormal( $\sigma = 1$ )

Table 2: The priors for  $\alpha_{\text{interact}}$ ,  $\beta_{\text{topic}}$ ,  $\beta_{\text{anchor}}$  were chosen weakly informative about the direction of influence with a standard normal distribution  $\mathcal{N}(\mu = 0, \sigma = 1)$  around mean  $\mu = 0$ , allowing for a broader range of values with  $\sigma = 1$ . As the agreement bias does not correspond with a repulsive effect, we used a HalfNormal prior for  $\beta_{\text{agree}}$ , as well for parameters, that are not allowed to be positive. The values of the different attractors  $b$  can lie within our opinion scale ranging from -2 to 2. Here, we used a weakly informative prior in the form of a uniform distribution  $\mathcal{U}(-2, 2)$  across this range. We enlarged the half-normal prior’s scale for  $\gamma$  to  $\sigma = 20$  so that it reduces prior-data conflict while still providing weak regularisation.

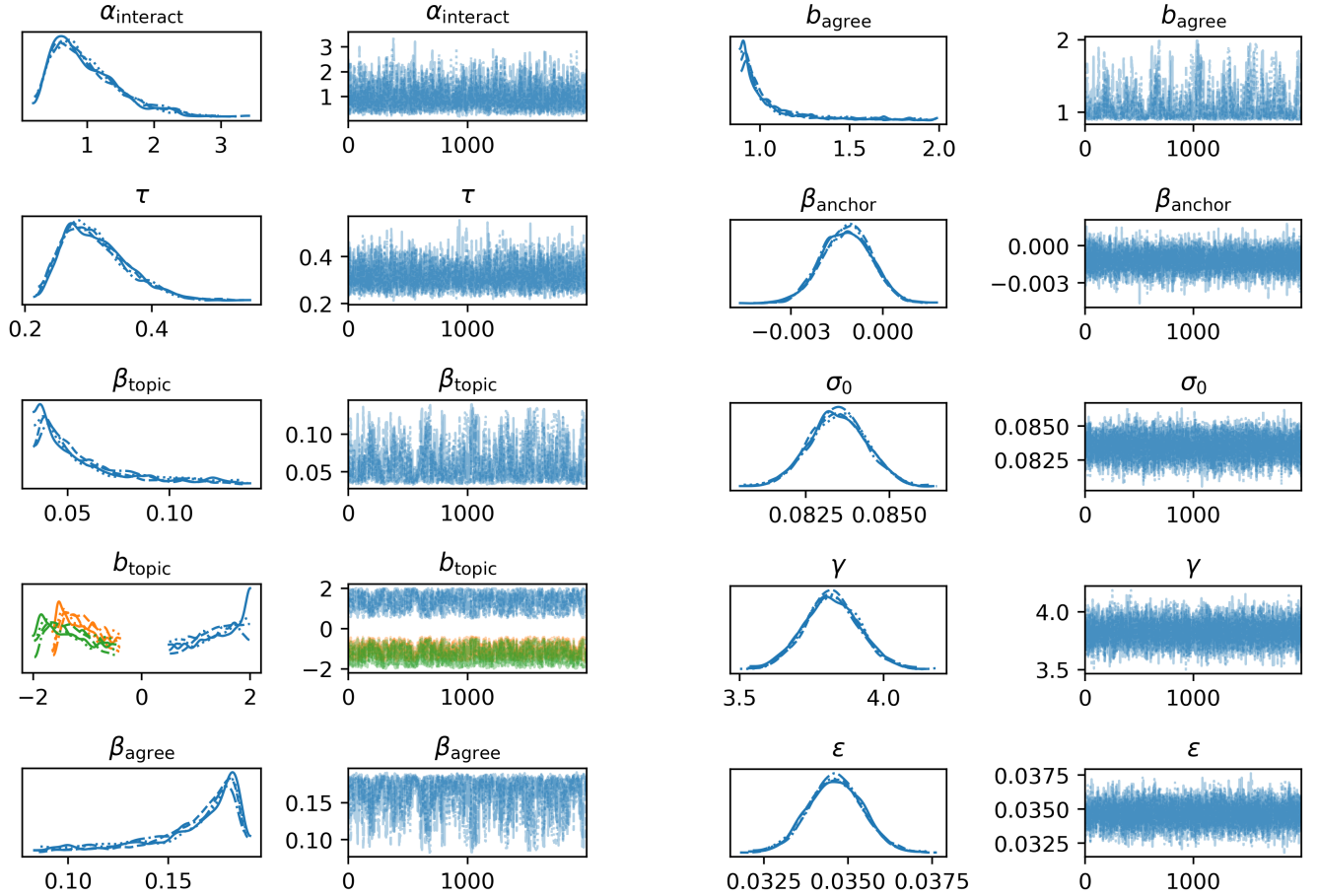


Figure 8: Traces of the parameter inference for DolphinMixtral. Topic biases are color coded for the “climate change” (blue), “AI safety” (orange) and “wealth distribution” (green) topics.

Parameter	Description	Mixtral-8x7b	Dolphin-Mixtral-8x7b	GPT-4o-mini
$\alpha$	Interaction strength	$0.2^{+0.04}_{-0.05}$	$1.0^{+1.0}_{-0.7}$	$0.7^{+0.2}_{-0.2}$
$\tau$	Time scale for interaction decay (in 1 disc. round)	$0.58^{+0.08}_{-0.07}$	$0.31^{+0.09}_{-0.09}$	$0.4^{+0.03}_{-0.04}$
$\beta_{\text{topic}}$	Topic bias strength	$0.064^{+0.002}_{-0.002}$	$0.06^{+0.04}_{-0.02}$	$0.015^{+0.001}_{-0.001}$
$b_{\text{climate}}$	Climate topic attractor	$1.999^{+0.001}_{-0.002}$	$1.3^{+0.7}_{-0.7}$	$0.5^{+0.09}_{-0.09}$
$b_{\text{AI}}$	AI topic attractor	$-0.78^{+0.03}_{-0.03}$	$-1.1^{+0.6}_{-0.5}$	$0.25^{+0.09}_{-0.1}$
$b_{\text{wealth}}$	Wealth topic attractor	$-1.0^{+0.03}_{-0.03}$	$-1.3^{+0.7}_{-0.6}$	$-1.999^{+0.002}_{-0.001}$
$\beta_{\text{agreement}}$	Agreement bias strength	$0.001^{+0.001}_{-0.0}$	$0.16^{+0.03}_{-0.05}$	$0.0^{+0.0}_{-0.0}$
$b_{\text{agreement}}$	Agreement bias attractor	$-1.95^{+0.09}_{-0.05}$	$1.1^{+0.4}_{-0.2}$	$0.0^{+2.0}_{-2.0}$
$\beta_{\text{anchor}}$	Anchoring bias strength	$-0.011^{+0.001}_{-0.001}$	$-0.001^{+0.001}_{-0.002}$	$-0.008^{+0.001}_{-0.0}$
$\sigma_0$	Baseline standard deviation	$0.159^{+0.002}_{-0.002}$	$0.083^{+0.002}_{-0.001}$	$0.099^{+0.002}_{-0.001}$
$\gamma$	Opinion shift contribution to standard deviation	$13.5^{+0.9}_{-0.8}$	$3.8^{+0.2}_{-0.2}$	$18.0^{+1.0}_{-1.0}$
$\varepsilon$	Uncertainty contribution to standard deviation	$1.09^{+0.05}_{-0.05}$	$0.035^{+0.001}_{-0.002}$	$1.38^{+0.05}_{-0.04}$

Table 3: Mean parameters of Bayesian model for three LLMs. Superscript and subscript denote the upper (97%) and lower (3%) bounds of the 94% Highest Density Interval (HDI).

Parameter	Description	Custom fine-tuned Mixtral-8x7b	Mixtral-8x7b	Dolphin- Mixtral-8x7b	GPT-4o-mini
$\alpha$	Interaction strength	$0.5^{+0.3}_{-0.2}$	$2.0^{+1.0}_{-1.0}$	$1.0^{+1.0}_{-0.8}$	$1.7^{+0.9}_{-0.9}$
$\tau$	Time scale for interaction decay (in 1 disc. round)	$0.5^{+0.1}_{-0.1}$	$0.28^{+0.05}_{-0.05}$	$0.3^{+0.1}_{-0.1}$	$0.23^{+0.04}_{-0.03}$
$\beta_{\text{topic}}$	Topic bias strength	$0.159^{+0.008}_{-0.007}$	$0.1^{+0.006}_{-0.005}$	$0.1^{+0.04}_{-0.02}$	$0.018^{+0.002}_{-0.002}$
$b_{\text{climate}}^{(-2)}$	Individual climate topic attractor	<b><math>-0.33^{+0.05}_{-0.05}</math></b>	$1.88^{+0.08}_{-0.09}$	$0.7^{+0.2}_{-0.2}$	$1.82^{+0.03}_{-0.02}$
$b_{\text{climate}}^{(-1)}$	Individual climate topic attractor	<b><math>1.34^{+0.04}_{-0.04}</math></b>	$1.99^{+0.01}_{-0.02}$	$0.8^{+0.2}_{-0.3}$	$1.99^{+0.01}_{-0.01}$
$b_{\text{climate}}^{(0)}$	Individual climate topic attractor	<b><math>1.48^{+0.03}_{-0.03}</math></b>	$1.997^{+0.003}_{-0.006}$	$1.1^{+0.3}_{-0.3}$	$1.803^{+0.004}_{-0.0003}$
$b_{\text{climate}}^{(+1)}$	Individual climate topic attractor	<b><math>1.77^{+0.03}_{-0.03}</math></b>	$1.85^{+0.07}_{-0.07}$	$1.6^{+0.4}_{-0.5}$	$1.993^{+0.007}_{-0.014}$
$b_{\text{climate}}^{(+2)}$	Individual climate topic attractor	<b><math>1.999^{+0.001}_{-0.002}</math></b>	$1.998^{+0.002}_{-0.005}$	$1.6^{+0.4}_{-0.5}$	$1.803^{+0.005}_{-0.003}$
$\beta_{\text{agreement}}$	Agreement bias strength	$0.019^{+0.002}_{-0.002}$	$0.014^{+0.002}_{-0.001}$	$0.29^{+0.02}_{-0.04}$	$0.011^{+0.001}_{-0.0001}$
$b_{\text{agreement}}$	Agreement bias attractor	$-1.992^{+0.015}_{-0.008}$	$-1.991^{+0.017}_{-0.009}$	$1.12^{+0.16}_{-0.08}$	$1.996^{+0.04}_{-0.003}$
$\beta_{\text{anchor}}$	Anchoring bias strength	$-0.018^{+0.002}_{-0.003}$	$-0.018^{+0.002}_{-0.002}$	$0.011^{+0.003}_{-0.002}$	$-0.013^{+0.001}_{-0.0}$
$\sigma_0$	Baseline standard deviation	$0.143^{+0.004}_{-0.003}$	$0.202^{+0.004}_{-0.004}$	$0.089^{+0.004}_{-0.004}$	$0.058^{+0.002}_{-0.001}$
$\gamma$	Opinion shift contribution to standard deviation	$6.3^{+0.7}_{-0.6}$	$6.8^{+0.8}_{-0.8}$	$1.25^{+0.08}_{-0.08}$	$21.0^{+1.0}_{-1.0}$
$\varepsilon$	Uncertainty contribution to standard deviation	$0.4^{+0.02}_{-0.02}$	$0.68^{+0.06}_{-0.06}$	$0.063^{+0.003}_{-0.004}$	$1.5^{+0.1}_{-0.1}$

Table 4: **When splitting up the topic bias attractors  $b_{\text{climate}}$  for each initialized opinion, our custom fine-tuned LLM exhibits the biggest variance in individual topic biases, making them inherently more stable in their initial opinion. The biases are increasing monotonously, starting from negative opinion values, unless every other LLM which have strongly positive topic biases for the climate change topic.** Mean parameters of Bayesian model, fitting the topic bias with each initial opinion separately. Superscript and subscript denote the upper (97%) and lower (3%) bounds of the 94% Highest Density Interval (HDI).

## D Fine-tuning Details

We created five custom fine-tuned instances of an LLM using parameter-efficient fine-tuning (PEFT) via Low-Rank Adaptation (LoRA) [40]. The base model was Mixtral-8x7B-Instruct-v0.1. The procedure employed transformers, datasets and PEFT libraries from HuggingFace, using PyTorch on a single NVIDIA A100 GPU.

**Dataset Preparation** The fine-tuning dataset consists of 30,000 messages about climate change from the platform "Telegram", that were filtered using BERTopic. Subsequently, we classified the opinion of each message according to the five-point query scale by the GPT-4o-mini LLM, selecting the 725 messages nearest to each integer opinion level. The dataset was split into training and evaluation subsets with a 90/10 ratio.

**Instruction Formatting and Tokenization** Each message was prepended with a randomly selected user instruction prompt from a curated list of 10 templates, simulating user-assistant chat interactions to make the LLM learn a connection between the desired prompted opinion and its output. Tokenization employed a maximum sequence length of 1024 tokens with truncation and padding to fixed length (sufficient for all messages).

**LoRA Configuration** We used PEFT via LoRA to enable efficient fine-tuning. The LoRA configuration was as follows:

- Rank:  $r = 8$
- Scaling factor:  $\alpha = 16$
- Dropout: 0.1
- Target modules: ["w1", "w2", "w3"]

Before applying LoRA, the model was prepared for k-bit training, as quantization was used to reduce memory overhead. The w1, w2, and w3 layers correspond to the expert feedforward layers in each Mixture of Experts block of the Mixtral LLM. Within our setup, 0.25% of the total 46.8 billion parameters were trainable.

**Training Configuration** Fine-tuning was performed using the HuggingFace Trainer with the following settings:

- Epochs: 5
- Per-device batch size: 4
- Gradient accumulation steps: 2
- Effective batch size: 8
- Learning rate:  $10^{-4}$
- Evaluation every 50 steps
- Checkpoint saving every 50 steps (keeping the last 3)
- Early stopping with patience of 3 evaluation cycles
- Mixed-precision (FP16) training
- Gradient checkpointing enabled with `use_reentrant = False`

**Evaluation** For further uses, we selected the checkpoints based on minimum evaluation loss, which appeared to be the ones after 150 steps (see. Fig. 9).

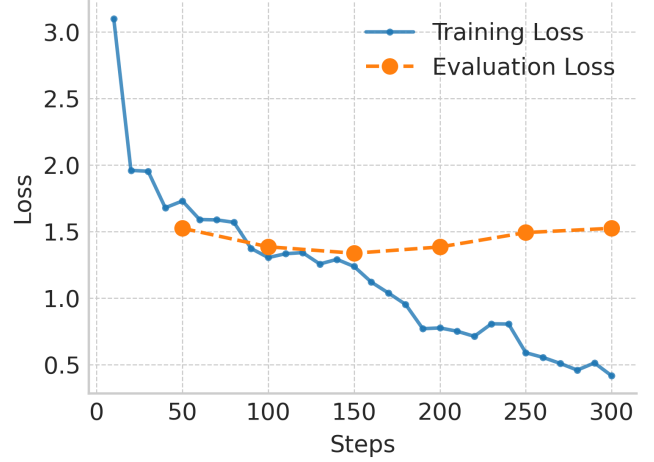


Figure 9: Example loss curve for one of our fine-tuned checkpoints. All five fine-tuned LLMs resulted in having the lowest evaluation loss after 150 steps.

## E Additional Plots and Tables

To determine the effect of the parameters  $\gamma$  and  $\varepsilon$  on the standard deviation of the residual opinion shift  $\sigma_i(t)$ , we use two metrics. First, the (non-standardized) effect size

$$E(\gamma^{(s)}) = \gamma^{(s)} \cdot S_{i,t}(\mu_i^2(t)) \text{ and}$$

$$E(\varepsilon^{(s)}) = \varepsilon^{(s)} \cdot S_{i,t}(H_i(t)),$$

which determines the influence of a parameter scaled by the standard deviation  $S$  of each respective predictor. Second, to account for the absolute scale of the mean opinion shift  $\mu_i(t)$  and the entropy  $H_i(t)$ , which can be different per LLM, we also calculate the mean-scaled effect size

$$E(\gamma^{(s)}) = \gamma^{(s)} \cdot \mathbb{E}_{i,t}(\mu_i^2(t)) \text{ and}$$

$$E(\varepsilon^{(s)}) = \varepsilon^{(s)} \cdot \mathbb{E}_{i,t}(H_i(t)),$$

which scales the parameter by the expectation value of each respective predictor. Complementary to the model comparison (see Fig. 6), both metrics validate the significant influence of the opinion shift and entropy contribution to the standard deviation of the residual opinion shift  $\sigma_i(t)$  (Fig. 10).

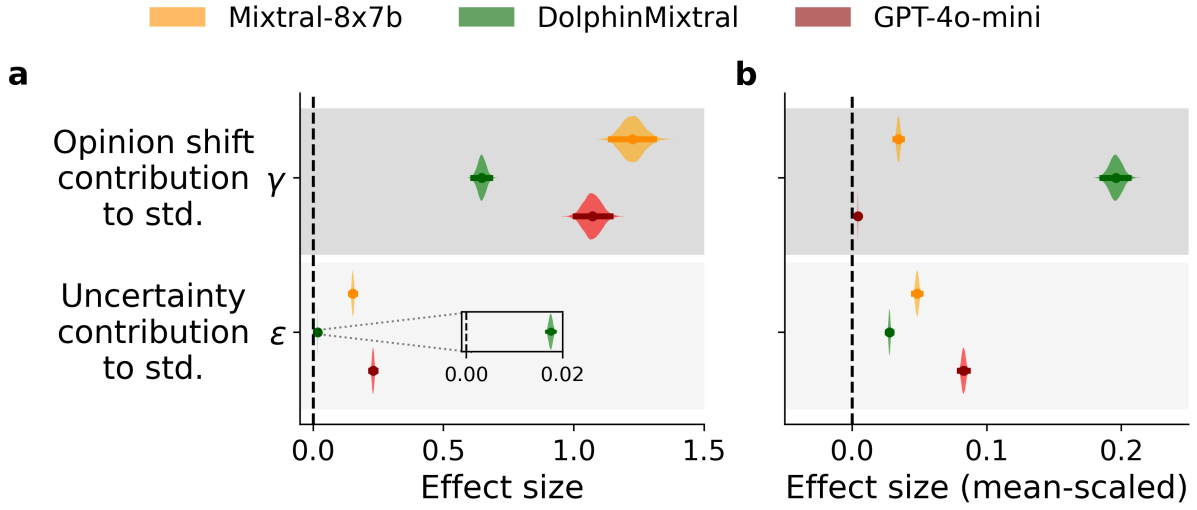


Figure 10: (a) Non-standardized effect sizes show how the spread in opinion shift contributes more to the standard deviation  $\sigma_i(t)$ , compared to the spread in entropy, across all LLMs. (b) The mean-scaled effect sizes can be interpreted as the average total contribution on  $\sigma_i(t)$ . For DolphinMixtral the opinion shift is the main contributor, for Mixtral-8x7b and GPT-4o-mini, the entropy is most relevant.

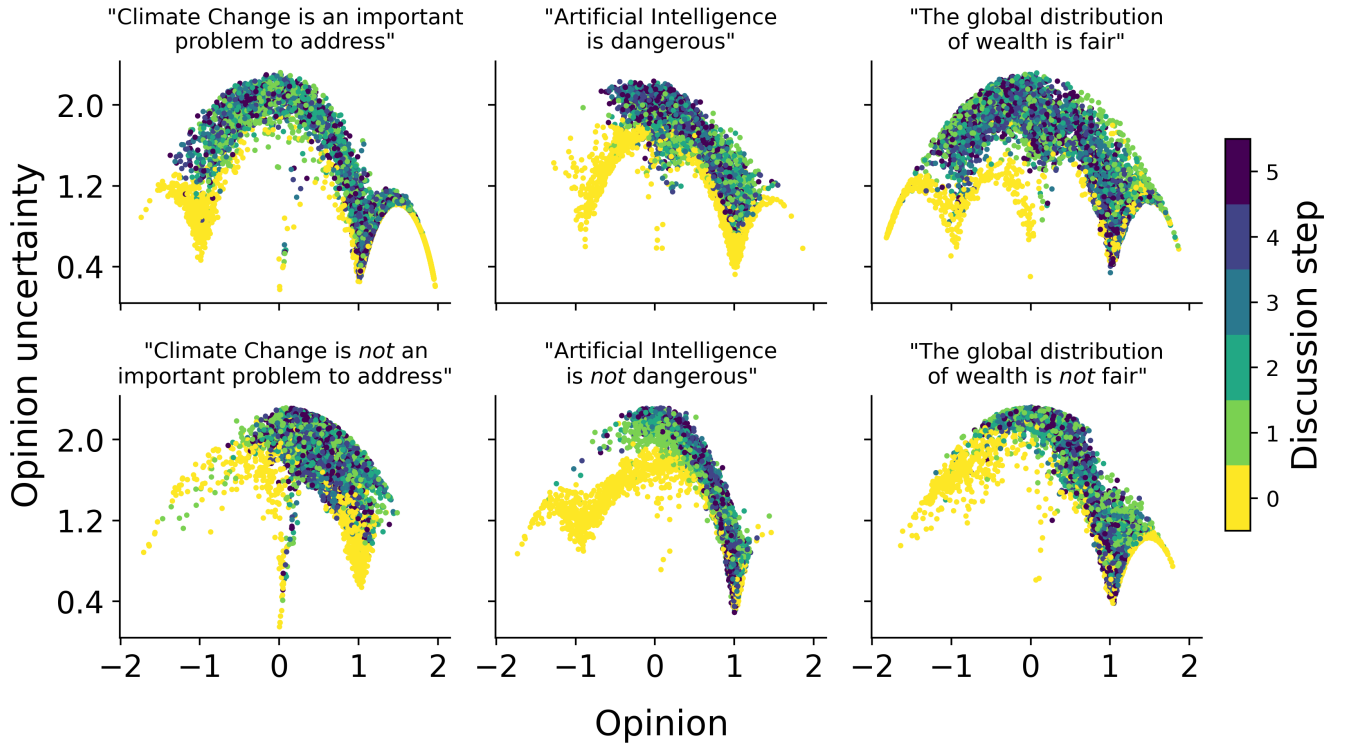


Figure 11: Opinion entropy vs. expected opinion for the Dolphin-Mixtral LLM for the different topics and framing options.



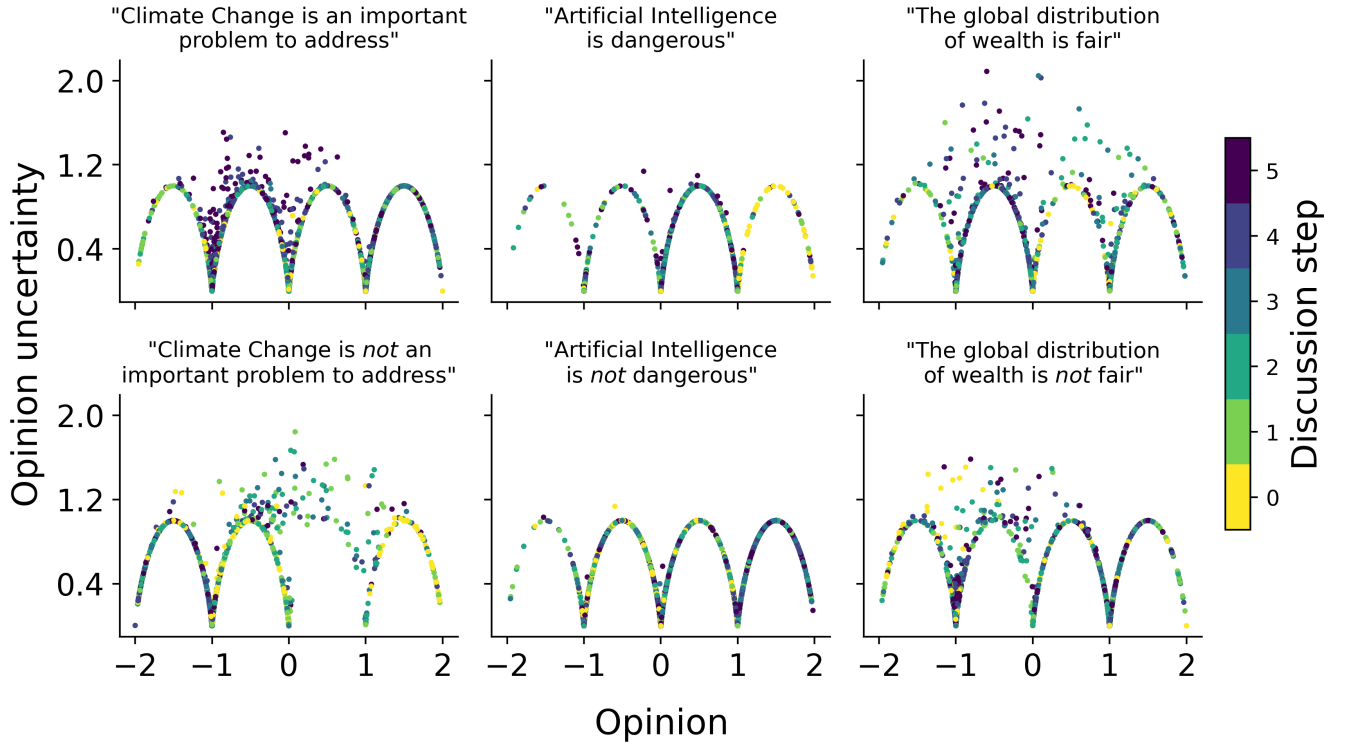


Figure 12: Opinion entropy vs. expected opinion for the Mixtral-8x7B LLM for the different topics and framing options.

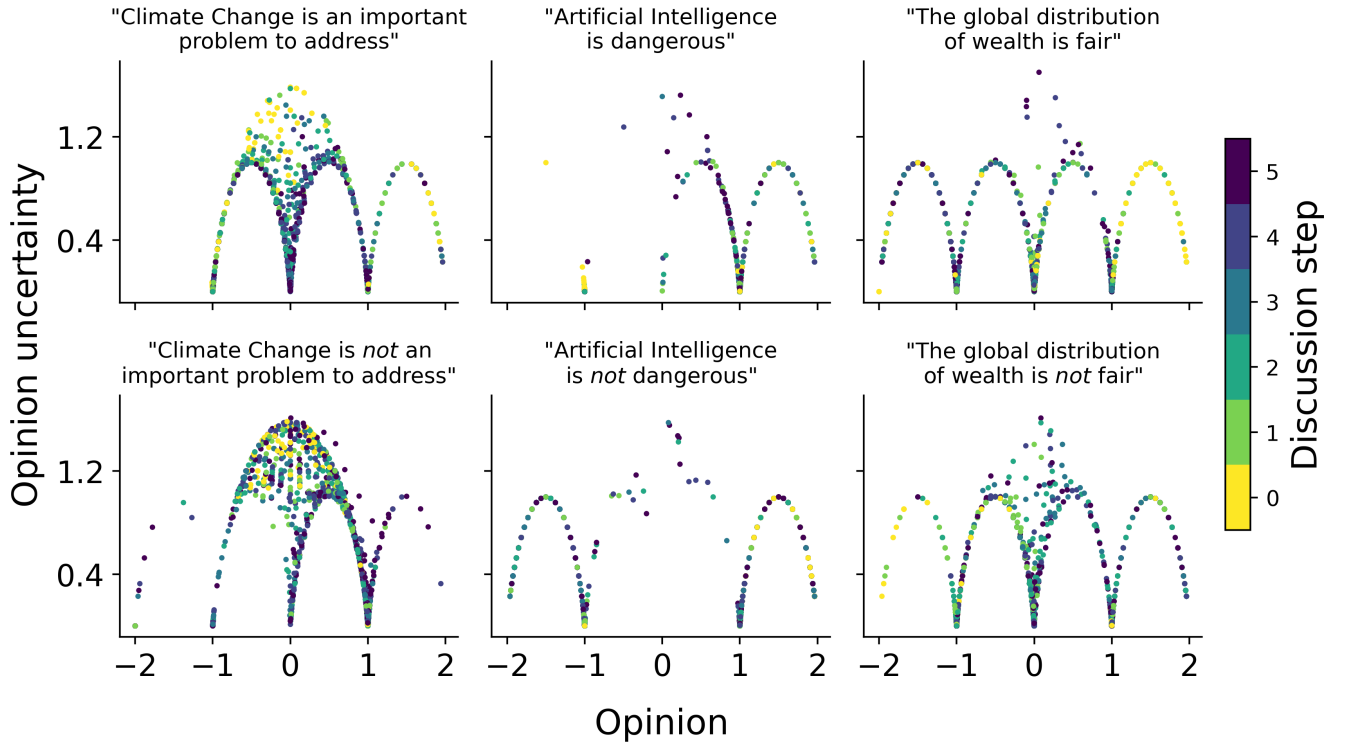


Figure 13: Opinion entropy vs. expected opinion for the GPT-4o-mini LLM for the different topics and framing options.

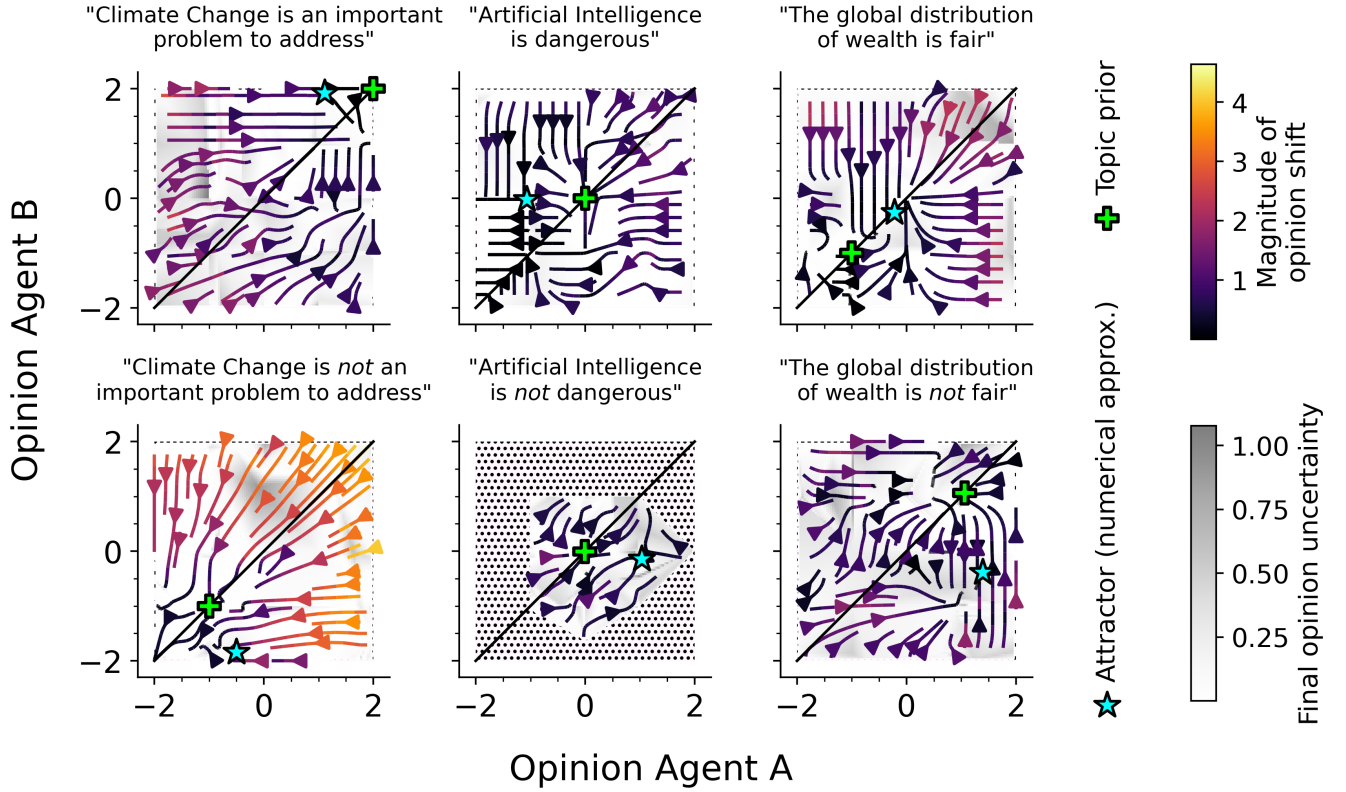


Figure 14: Opinion stream plot for the Mixtral-8x7B LLM, analogous to Fig. 2

	Mixtral-8x7b	Dolphin-Mixtral-8x7b	GPT-4o-mini
Climate Change is (not) an important problem to address.	1.999 (−0.999)	1.216 (−1.028)	1.999 (−1.999)
Artificial Intelligence is (not) dangerous.	0.001 (−0.007)	−0.229 (0.214)	0.999 (0.995)
The global distribution of wealth is (not) fair.	−1.001 (−1.060)	−1.238 (1.082)	−1.991 (1.731)

Table 5: **Topic priors of statements and statements with logically negated framing.** To obtain topic priors, the LLM has been prompted for its stance about a statement on the scale from “strongly disagree” to “strongly agree” without prior opinion initialization.

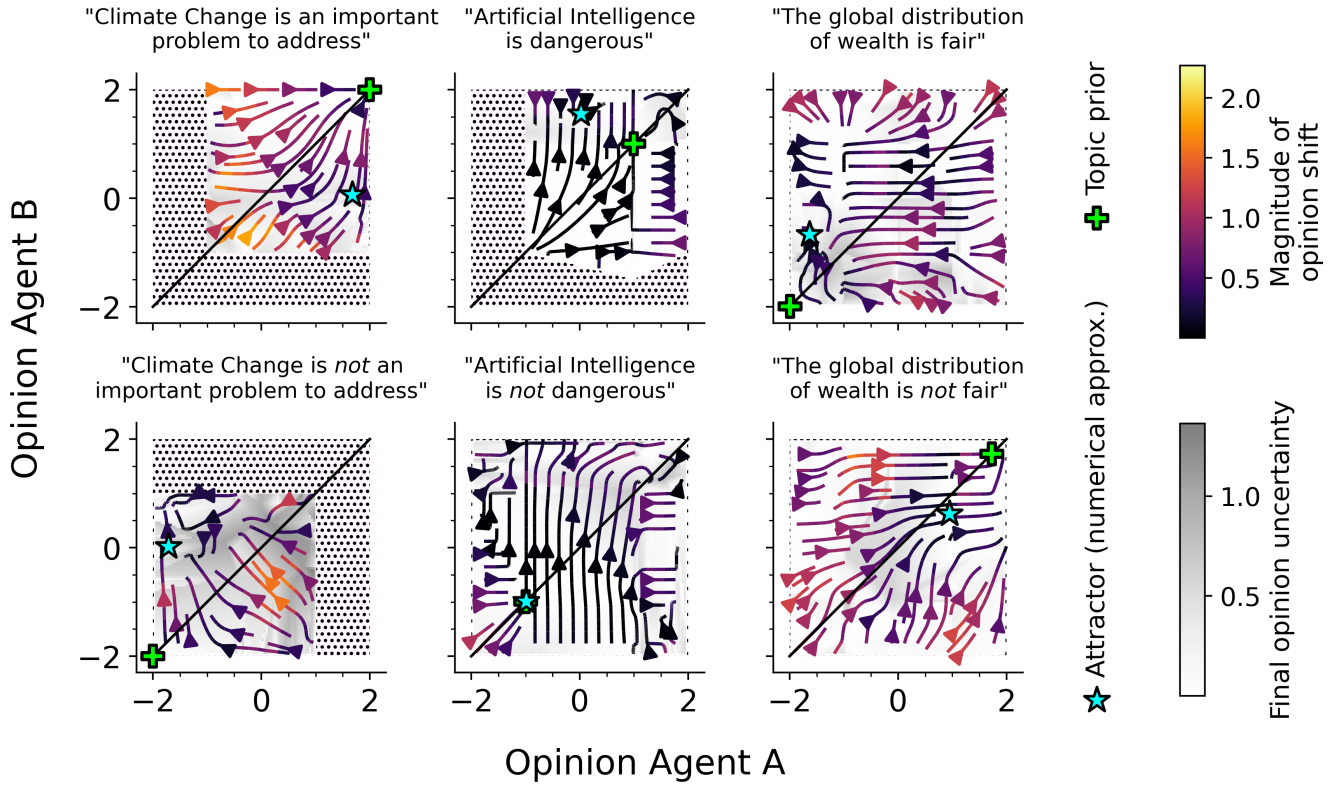


Figure 15: Opinion stream plot for the GPT-4o-mini LLM, analogous to Fig. 2

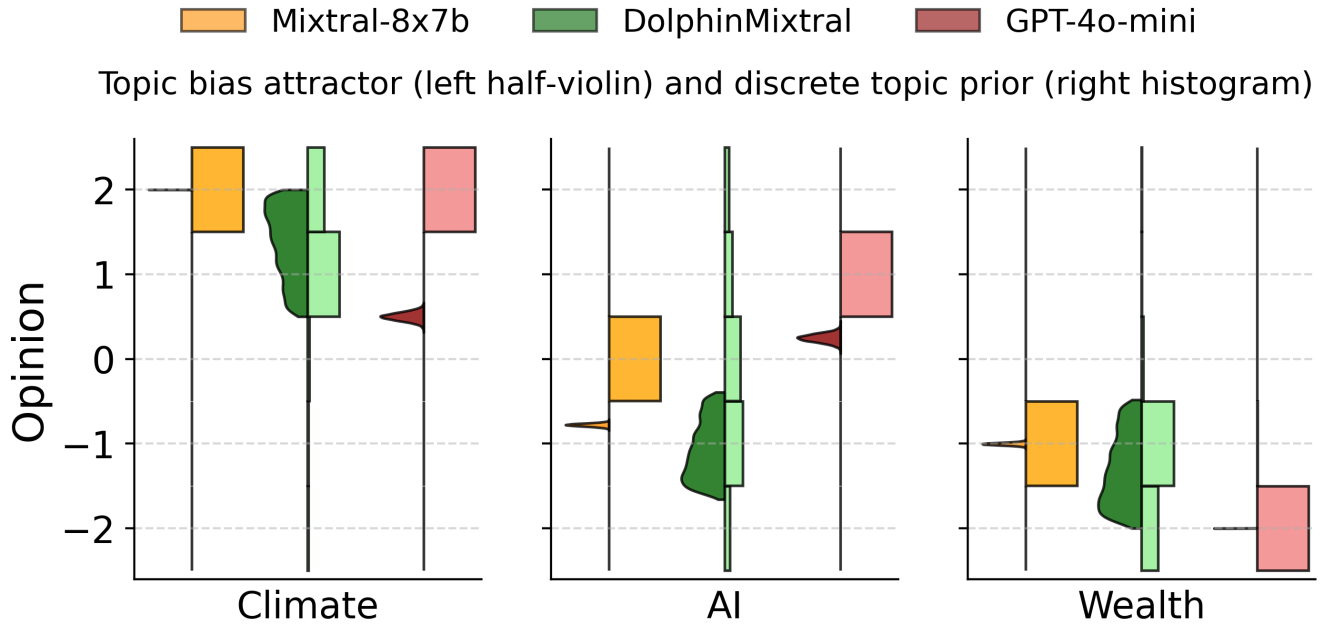


Figure 16: The topic bias attractor and topic prior exhibit some overlap, especially for DolphinMixtral. Still, inferring the attractor position, results in a more accurate estimation.