

# LAMDAS: LLM as an Implicit Classifier for Domain-specific Data Selection

Jian Wu<sup>1,2\*</sup>, Hang Yu<sup>1\*</sup>, Bingchang Liu<sup>1</sup>, Wenjie Yang<sup>1</sup>, Peng Di<sup>1</sup>, Jianguo Li<sup>1</sup>, and Yue Zhang<sup>2</sup>

Email: {wujian, zhangyue}@westlake.edu.cn,  
{hyu.hugo, bingchang.lbc, ywj439780, dipeng.dp, lijg.zero}@antgroup.com

<sup>1</sup>Ant Group <sup>2</sup>Westlake University

## Abstract

Adapting large language models (LLMs) to specific domains often faces a critical bottleneck: the scarcity of high-quality, human-curated data. While large volumes of unchecked data are readily available, indiscriminately using them for fine-tuning risks introducing noise and degrading performance. Strategic data selection is thus crucial, requiring a method that is both accurate and efficient. Existing approaches, categorized as similarity-based and direct optimization methods, struggle to simultaneously achieve these goals. In this paper, we introduce LAMDAS (*LLM As an iMPLICIT classifier for domain-specific DA Selection*), a novel approach that leverages the pre-trained LLM itself as an implicit classifier, thereby bypassing explicit feature engineering and computationally intensive optimization process. LAMDAS reframes data selection as a one-class classification problem, identifying candidate data that "belongs" to the target domain defined by a small reference dataset. Extensive experimental results demonstrate that LAMDAS not only exceeds the performance of full-data training using a fraction of the data but also outperforms nine state-of-the-art (SOTA) baselines under various scenarios. Furthermore, LAMDAS achieves the most compelling balance between performance gains and computational efficiency compared to all evaluated baselines.<sup>a</sup>

<sup>a</sup>Code will be available upon publication.

## 1 Introduction

The unprecedented capabilities of modern large language models (LLMs) rely on their ability to learn from vast and diverse datasets during pre-training, followed by adaptation to specialized domains or tasks via continual pre-training (CPT) and supervised fine-tuning (SFT). However, a key challenge arises when adapting LLMs to new scenarios: while high-quality, human-curated data is often scarce, large volumes of unchecked, automatically collected data, such as web-scraped content, crowd-sourced annotations, or synthetic examples, are readily accessible. Indiscriminately using this unchecked data for CPT or SFT carries the risk of introducing noise, misalignment with the target task, or even harmful patterns, leading to degraded model performance and increased hallucinations (Zhang et al., 2023; Li et al., 2023). Furthermore, training LLMs on unnecessarily large datasets incurs significant computational costs, requiring substantial GPU resources that are not readily available to all researchers and practitioners (He et al., 2024). It is therefore imperative to strategically select the most relevant training examples from the vast pool of unchecked candidate data, particularly when working with a small but meticulously curated reference dataset that accurately represents the target domain or task.

\*Equal contribution. This work was done during Jian Wu’s internship at Ant Group.

The core challenge in domain-specific data selection lies in identifying a method that is both **accurate** – maximizing LLM performance on the reference dataset after training on the selected data – and **efficient** – capable of processing massive candidate datasets, especially for CPT.

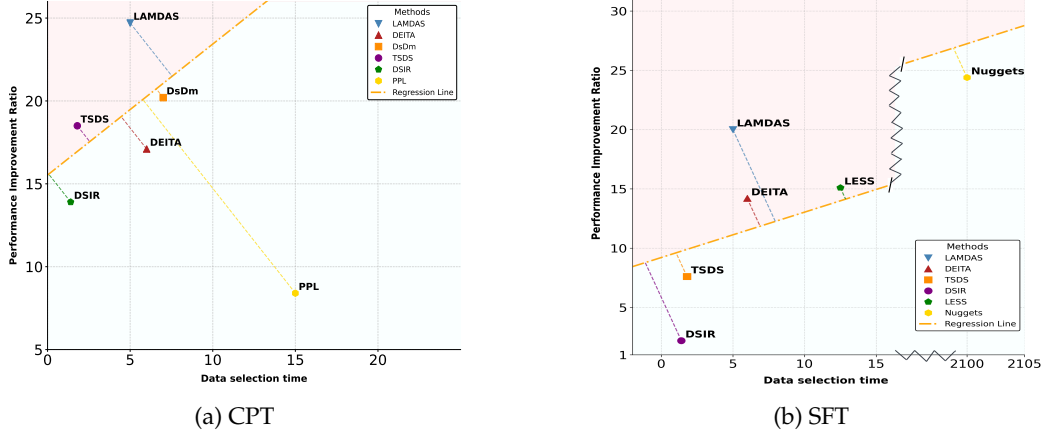


Figure 1: Performance gains versus data selection efficiency (selection time) for all methods in both (a) CPT and (b) SFT scenarios. A larger perpendicular distance, indicated by the dashed lines, from a method to the regression line—and above the regression line—indicates a more favorable trade-off. The regression line is estimated using linear regression on the x and y values of all methods—suggests a more favorable trade-off. The zigzag lines mean scale breaks.

Unfortunately, existing approaches often struggle to achieve both of these goals simultaneously. As discussed in Section 2, the current literature on domain-specific data selection can be divided into two primary groups: similarity-based methods and direct optimization methods. Similarity-based methods typically extract features from both candidate and reference data, selecting candidate data based on their similarity to the reference data according to specific measures. Within this category, methods using easily obtained features like lexicon or embedding-based representations (Liu et al., 2024c; Xie et al., 2023; Thrush et al., 2025) and computationally cheap measures like cosine similarity or correlation are fast. However, selecting data based on such superficial characteristics can be ineffective or even detrimental to model performance, as pointed out in (Engstrom et al., 2024b). To tackle this issue, more recent methods utilize more informative features, such as gradients (Gu et al., 2025; Yu et al., 2024) or model weights (Xia et al., 2024; Huang et al., 2025), and employ advanced measures like optimal transport (Liu et al., 2024c) and KL reduction (Xie et al., 2023), achieving improved performance gains at the cost of efficiency. On the other hand, direct optimization methods aim to enhance the LLM’s performance on the reference data by selecting suitable subsets of candidate data based on frameworks like optimal control theory (Gu et al., 2025), data models (Engstrom et al., 2024b), conditional loss (Brandfonbrener et al., 2024), or Shapley values (He et al., 2024). However, the high computational burden of these methods typically requires them to estimate selection scores for only a representative subset of the candidate data. A smaller or simplified model is then trained to extrapolate these scores to the entire candidate dataset, adding a layer of approximation that can degrade performance. In essence, these techniques often remain computationally expensive.

In this paper, we introduce **LAMDAS**, innovatively using LLM As an iMplicit classifier for domain-specific **D**ata **S**election. The proposed method is applicable to both data selection for CPT and SFT. Our approach effectively addresses the trade-off between performance and efficiency. The key insight is to reframe data selection as a one-class classification (OCC) problem: given a small reference dataset representing the target domain (positive samples), how can we identify candidate data that “belongs” to the same class or domain? Unlike prior works, LAMDAS leverages the pre-trained LLM itself as an **implicit** classifier, bypassing the need for explicit feature engineering or computationally intensive retraining. We first demonstrate that a prefix tuned on the reference dataset acts as a concise representation of the target domain – a “domain prefix”. LAMDAS scores

candidate examples by comparing their likelihood under the LLM **with** and **without** this domain prefix. Candidates exhibiting significantly higher likelihoods when conditioned on the prefix are prioritized, indicating a stronger alignment with the reference distribution. Since prefix tuning only modifies the prefix tokens while leaving the LLM’s weights untouched, LAMDAS effectively preserves the LLM’s general knowledge and prevents overfitting to the limited reference data. Moreover, given the relative simplicity of binary classification, a smaller LLM can often achieve good classification performance (as shown in our experiments), thereby ensuring the efficiency of our approach.

Extensive experimental results demonstrate that LAMDAS not only surpasses full data training while utilizing only a small fraction of the data but also outperforms **seven** SOTA baselines for CPT data selection and **nine** baselines for SFT data selection. Moreover, as depicted in Figure 1, LAMDAS achieves **the most favorable trade-off** between performance gains and efficiency among all baselines evaluated. In summary, the key contributions of this work are:

- We innovatively formulate the domain-specific data selection problem as an OCC problem.
- We propose leveraging small LLMs as implicit classifiers to address the OCC problem, striking a compelling balance between efficacy and efficiency.
- We demonstrate through extensive experimentation on both CPT and SFT data selection tasks that LAMDAS outperforms other SOTA baselines.

## 2 Related Works

As mentioned in the introduction, domain-specific data selection can be broadly categorized into two groups: similarity-based methods and direct optimization methods.

### 2.1 Similarity-based Methods

Similarity-based methods typically involve three primary steps: extracting features from both candidate and reference datasets, measuring the similarity between these two sets, and selecting candidate samples that closely match the reference data. Early approaches often relied on simple features and measures, including lexicon-based features (Silva & Barbosa, 2024), embedding representations (Liu et al., 2024c), and human-crafted rules (Wettig et al., 2024; Sachdeva et al., 2024). The similarity measures used in these methods include binary grammar discriminators (Sachdeva et al., 2024; Touvron et al., 2023), rules defined by LLMs (Li et al., 2024), cosine similarity (Rubin et al., 2022), and perplexity (Marion et al., 2023; Muennighoff et al., 2023). Although these methods are efficient and impose low computational overhead, they tend to capture only superficial features of candidate data and fail to account for the intricate relationships between candidate and reference datasets. As pointed out in (Engstrom et al., 2024b), reliance on simplistic features and measures can adversely affect model performance. To address these limitations, researchers have investigated ways to enhance the complexity of either features or similarity measures. For example, some methods incorporate gradients (Evans et al., 2024; Everaert & Potts, 2024; Zhao et al., 2025), as the gradient of selected data is expected to align with that of the reference data, thereby ensuring that loss on the reference data decreases upon training with the selected samples. An alternative approach, Grad-Mimic (Huang et al., 2025), selects data that aligns its gradient with a direction that points toward the reference model in weight space. However, computing gradients can be computationally expensive, which poses scalability challenges for these methods. To alleviate this issue, SkMM (Dong et al., 2024) employs gradient sketching, while LESS (Xia et al., 2024) uses low-rank adaptation (LoRA) gradients as a low-dimensional approximation of the original gradient. MATES (Yu et al., 2024) instead trains a small model to approximate the mapping between the candidate data and its influence score. Apart from using more advanced features, more effective measures have also been explored, such as optimal transport (Kaplan et al., 2020; Liu et al., 2024c) and KL reduction (Xie et al., 2023). These techniques seek to align the distribution between the selected and the reference in the feature space, improving performance at the expense of efficiency.

## 2.2 Direct Optimization Methods

Direct optimization methods allow for direct interaction between the candidate and reference data, with the goal of maximizing the performance on the reference dataset when a model is trained using the selected data. SHED (He et al., 2024) uses the Shapley value framework to attribute loss reduction to the candidate data, requiring training the model on different subsets of the candidate data and then computing the attribution score. Due to the extreme computational cost, SHED must first cluster the candidate data and then compute the attribution score for each cluster based on the score of the data point at the cluster center. Alternatively, PDS (Gu et al., 2025) formulates data selection as an optimal control problem, using Pontryagin’s Maximum Principle (PMP) to derive necessary conditions for optimal data selection. However, solving the PMP equations is also computationally expensive, so PDS only solves the equation for representative samples within the candidate set and then approximates the solution using a small model. The resulting small model is then used for data selection, which may introduce approximation errors. Similarly, DsDm (Engstrom et al., 2024b) frames data selection as an optimization problem using "data models" to approximate how the learning algorithm uses training data to make predictions on the target tasks. In addition, Nuggets (Li et al., 2023) selects candidates that increase the generation probability of the reference data by comparing the likelihood of the reference data with and without the candidate as a one-shot example in the prompt, requiring a comparison of every candidate-reference data pair. In summary, these methods can improve performance by enabling direct interaction between candidate and reference data, but they often suffer from high computational cost.

In contrast to the above two categories, our proposed LAMDAS method aims to increase efficiency while still allowing for meaningful interaction between the candidate and reference data to ensure strong performance. We will elaborate on the relationship between LAMDAS and existing methods in Section 3.2 after we formally introduce our methodology.

## 3 Methodology

Let  $\mathcal{D}_{ref} = \{x_i\}_{i=1}^N$  denote the reference dataset and  $\mathcal{D}_{cand} = \{y_j\}_{j=1}^M$  denote the candidate dataset. We frame the data selection problem as a classification task, where our objective is to train a classifier to determine whether each sample in the candidate dataset should be retained. However, a significant challenge arises in that we possess only positive samples from the reference dataset during training. This scenario defines the problem as a one-class classification (OCC) problem, where we must identify relevant samples without negative examples for guidance.

### 3.1 LLM as an Implicit Classifier

In the natural language processing domain, classification tasks typically utilize one of two frameworks: BERT-based encoders or GPT-based decoders. BERT-based methods typically fine-tune the model for classification, but they require negative samples, making them unsuitable for the OCC setting. Conversely, GPT-based methods, as exemplified by Ask-LLM (Sachdeva et al., 2024), could potentially select data by prompting the text decoder with a natural language description of the class and asking whether the specific sample belongs to this class. However, in our scenario, we lack a clear natural language description of the target domain; we only have the representative examples in the reference data. Summarizing the reference data into a concise and accurate textual description can be difficult because text summarization inevitably loses some information through the bottleneck of human-interpretable natural language. Furthermore, some domains, such as emerging slang dialects, exhibit patterns that are difficult to capture in formal language but manifest clearly in data. To circumvent the above limitations, we propose to harness the LLM itself as an implicit classifier.

#### 3.1.1 Prefix Tuning for Domain Representation Learning

We represent the target domain  $C$  (defined by  $\mathcal{D}_{ref}$ ) via a learnable domain prefix  $C$ , which steers the LLM’s generation toward the reference distribution. Specifically, we learn a soft prefix  $C$  that

maximizes the likelihood of the reference data:

$$\begin{aligned} C &= \arg \max \log p(\mathbf{x}_{1:N}|C) \\ &= \arg \max \sum_{i=1}^N \log p(\mathbf{x}_i|C). \end{aligned} \quad (1)$$

Here we opt for prefix tuning due to its greater flexibility compared to prompt tuning. By employing a learned soft prefix, we avoid the need to manually craft domain descriptions, a requirement that hinders the use of Ask-LLM. Furthermore, the above estimation inherently maximizes the mutual information between the reference data and the learned domain representation  $C$ . Given the typically small size of the reference dataset, the prefix can effectively retain essential information about the domain defined by that dataset.

### 3.1.2 Likelihood Ratio for Data Selection

Once we have learned the domain representation  $C$ , we can estimate the probability that a candidate sample belongs to the same class or domain, leveraging Bayes' theorem:

$$p(C|\mathbf{y}_j) = \frac{p(\mathbf{y}_j|C)p(C)}{p(\mathbf{y}_j)}. \quad (2)$$

Here, we can disregard the prior  $p(C)$  because it remains constant across all samples  $\mathbf{y}_j$  in the candidate set, and does not assist in differentiating between selected and unselected data. Consequently, we define the sample selection score using the likelihood ratio of  $\mathbf{y}_j$  from the LLM with and without the prefix or class representation  $C$ :

$$s(\mathbf{y}_j) = \frac{p(\mathbf{y}_j|C)}{p(\mathbf{y}_j)}. \quad (3)$$

We select  $\mathbf{y}_j$  when the score exceeds the threshold  $\tau = 1$ , thus prioritizing samples that align more closely with the representation of the reference distribution. Indeed,

**Proposition 3.1.** (*Likelihood Ratio as Domain Discriminant*): The score  $s(\mathbf{y}_j)$  is equivalent to the likelihood ratio test statistic for distinguishing  $p(\mathbf{y}_j|C)$  from  $p(\mathbf{y}_j)$ . This likelihood ratio test is optimal for binary hypothesis testing with fixed Type I or Type II error rates.

*Proof.* This proposition is supported by the Neyman-Pearson lemma (Casella & Berger, 2024).  $\square$

The formulation presented leverages the LLM as an implicit classifier without modifying the LLM's weights. This strategy preserves the rich pre-trained knowledge embedded in the LLM, ensuring that our method is generalizable to unseen samples within the candidate set. Additionally, our approach allows for seamless application across different domains by simply altering the domain prefix. Given that classification tasks are relatively easy, even small LLMs can perform well in practice, further enhancing efficiency.

## 3.2 Relation to Other Methods

### 3.2.1 Balancing Efficacy and Efficiency

As previously discussed, strategies for domain-specific data selection can be categorized into two main groups: similarity-based and direct optimization methods. In fact, similarity-based methods can be viewed as bi-encoder or dual-encoder approaches in information retrieval (Muennighoff, 2022), where features for both candidate and reference data are independently extracted via encoders and then compared using similarity measures. This constrained interaction limits their ability to fully capture relationships between the two data sets, often resulting in suboptimal performance. In contrast, direct optimization methods facilitate direct interaction between candidate and reference data, akin to cross-encoder approaches (Liao et al., 2024), thus improving performance. For example,



NUGGETS allows for interaction between every pair  $(x_i, y_j)$  by computing the likelihood ratio of  $p(y_j|x_i)/p(x_i)$ . However, such methods often significantly increase computational costs.

Our proposed method seeks to strike a balance between these two approaches. Initially, we condense the reference data into a concise domain representation or prefix, which then allows for direct interaction between all candidate data and this domain representation. The maximum likelihood estimation of the domain representation (see Eq. (1)) theoretically maximizes the mutual information between the domain prefix and the reference data. Given that reference datasets typically have limited sample sizes, it is straightforward for the prefix to retain critical information. The direct interaction between the prefix and each candidate sample ensures that performance exceeds that of similarity-based methods, as cross-encoder methods typically deliver superior outcomes compared to bi-encoder techniques. Moreover, the concise domain prefix eliminates the need for exhaustive interactions between every candidate and reference data pair, thus enhancing efficiency in comparison to direct optimization methods.

### 3.2.2 Connection to Classifier-Free Guidance

Our method draws inspiration from classifier-free guidance employed in diffusion models (Yang et al., 2022), which uses a generative diffusion model as an implicit classifier to steer the text-to-image generation process, ensuring that generated images can be classified into the domains defined by provided text. In our case, we utilize the LLM as an implicit classifier for data selection, ensuring that the selected subset from the candidate dataset accurately reflects the domain defined by the reference data.

## 4 Experiments

We conduct comprehensive experiments to validate LAMDAS across continued pre-training (CPT) and supervised fine-tuning (SFT) scenarios. Our experiments aim to answer the following questions:

1. **Performance Gains:** Does LAMDAS outperform existing methods in downstream tasks when selecting the same amount of data?
2. **Efficiency:** Does LAMDAS achieve lower time complexity for data selection compared with existing methods?
3. **Sensitivity:** Is LAMDAS’s performance sensitive to the selection threshold  $\tau$ , the length of the prefix, the size of the classifier, and the base LLM for the classifier?

To answer our research questions, we design a comprehensive experimental setup for both coding and mathematical reasoning across CPT and SFT scenarios. We use high-quality reference data to select from large candidate pools and evaluate performance on a suite of relevant benchmarks chosen to test generalization. LAMDAS is benchmarked against several groups of baselines: seven methods applicable to both CPT and SFT, including similarity-based methods (DSIR, TSDS), direct optimization methods (DsDm), and perplexity-based (PPL) approaches; two additional direct optimization methods for the smaller SFT datasets (Nuggets, LESS) that are too computationally intensive for CPT; and standard controls (Random, Full). For brevity, detailed specifications of the datasets, baseline implementations, and hyperparameters are provided in Appendix A.

The next two subsections present the evaluation results comparing LAMDAS with several baseline methods. Our experiments focus on assessing the capabilities of the Qwen2.5 series models when trained using datasets selected by LAMDAS and the baseline methods. We examine performance on coding tasks for CPT, and on both coding and mathematical reasoning tasks for SFT.

### 4.1 Data Selection for CPT

The results demonstrate that CPT with data selected by LAMDAS consistently achieves the best performance across all metrics, regardless of the underlying model. Indeed, when using the selected

Methods	Data Size	Models	HE	HE+	MBPP	MBPP+	LCB	CRUXEval	AVG
LAMDAS(ours)	15B	Qwen2.5-0.5B	<b>23.5</b>	<b>19.4</b>	<b>43.9</b>	<b>37.8</b>	<b>5.8</b>	<b>4.9</b>	<b>23.5+52.6%</b>
		Qwen2.5-1.5B	<b>26.7</b>	<b>22.3</b>	<b>50.5</b>	<b>44.3</b>	<b>13.7</b>	<b>9.7</b>	<b>27.9+46.1%</b>
		Qwen2.5-7B	<b>35.2</b>	<b>29.2</b>	<b>58.5</b>	<b>50.6</b>	<b>25.7</b>	<b>15.8</b>	<b>35.8+24.7%</b>
DEITA (Liu et al., 2024a)	15B	Qwen2.5-0.5B	22.1	17.6	42.5	<u>35.9</u>	4.1	3.9	21.5+39.6%
		Qwen2.5-1.5B	25.8	21.2	48.7	43.1	9.9	8.3	26.4+38.2%
		Qwen2.5-7B	34.1	27.8	<u>56.1</u>	<u>49.2</u>	21.3	14.9	33.6+17.1%
DsDm(Engstrom et al., 2024b)	15B	Qwen2.5-0.5B	<u>23.2</u>	<u>18.6</u>	39.3	35.4	<u>4.9</u>	<u>4.2</u>	<u>20.9+35.7%</u>
		Qwen2.5-1.5B	<u>25.8</u>	<u>21.5</u>	<u>47.6</u>	<u>43.8</u>	<u>12.5</u>	<u>8.7</u>	<u>26.7+39.8%</u>
		Qwen2.5-7B	<u>34.7</u>	<u>28.2</u>	<u>55.8</u>	<u>49.4</u>	<u>23.5</u>	<u>15.2</u>	<u>34.5+20.2%</u>
TSDS (Liu et al., 2024c)	15B	Qwen2.5-0.5B	<u>22.9</u>	<u>19.1</u>	<u>41.3</u>	<u>36.4</u>	<u>5.3</u>	<u>4.6</u>	<u>21.6+40.3%</u>
		Qwen2.5-1.5B	<u>26.2</u>	<u>21.9</u>	<u>49.8</u>	<u>44.1</u>	<u>13.4</u>	<u>8.8</u>	<u>27.4+43.5%</u>
		Qwen2.5-7B	<u>34.2</u>	<u>27.2</u>	<u>54.7</u>	<u>48.6</u>	<u>24.2</u>	<u>15.3</u>	<u>34.0+18.5%</u>
DSIR (Xie et al., 2023)	15B	Qwen2.5-0.5B	21.5	17.3	<u>41.2</u>	34.8	3.89	3.5	20.4+32.5%
		Qwen2.5-1.5B	24.2	20.1	46.3	41.8	9.1	7.1	24.8+29.8%
		Qwen2.5-7B	33.5	26.3	53.1	47.8	20.9	12.5	32.7+13.9%
PPL	15B	Qwen2.5-0.5B	20.7	15.4	39.2	33.7	3.6	3.4	19.3+25.3%
		Qwen2.5-1.5B	22.1	19.4	45.7	41.4	10.2	6.6	24.2+26.7%
		Qwen2.5-7B	30.6	27.5	51.7	46.3	19.2	11.3	31.1+8.4%
Random	15B	Qwen2.5-0.5B	19.7	14.8	38.6	32.4	3.41	3.3	18.7+21.4%
		Qwen2.5-1.5B	21.7	17.9	43.7	38.9	8.6	6.5	22.9+19.9%
		Qwen2.5-7B	29.5	26.1	49.2	44.7	18.3	9.7	29.6+3.1%
Full	100B	Qwen2.5-0.5B	12.8	9.3	35.1	28.6	3.3	3.0	15.4
		Qwen2.5-1.5B	17.8	13.2	38.1	30.3	7.9	7.2	19.1
		Qwen2.5-7B	27.2	22.1	52.9	43.4	16.4	9.9	28.7
Base	0B	Qwen2.5-0.5B	16.5	12.3	37.1	30.6	5.2	6.0	18.0
		Qwen2.5-1.5B	21.2	17.3	41.8	37.9	8.1	7.7	21.1
		Qwen2.5-7B	28.9	22.1	45.9	40.4	14.4	8.9	26.8

Table 1: Pass@1 performance on HumanEval (HE), MBPP, LCB, and CRUXEval. All models are continually pretrained on selected data and evaluated with a zero-shot prompt strategy. We also compute the average of models’ performance on all benchmarks and calculate the proportion of improvement compared with the "Full" data. The best results are highlighted in **bold**, the second-best results are underlined, and the third are wavy underlined.

data to train the Qwen2.5-7B model, LAMDAS outperforms the same model trained on the "Full" data by an average of 24.7%, while simultaneously reducing the dataset size by a significant 75%. Similarly, Qwen2.5-0.5B and Qwen-1.5B resulting from LAMDAS also outperform the same models trained on the "Full" data by an average of 52.6% and 46.1%. As visualized in Figure 2, LAMDAS effectively concentrates on the region that closely matches the reference distribution, which explains its superior performance in downstream tasks.

The second-best method, DsDm, focuses on direct optimization to minimize loss on the reference set by selecting candidate data based on influence scores. However, its high computational cost necessitates the use of a simplified proxy estimator to approximate these scores, trading approximation error for efficiency (Engstrom et al., 2024a).

The third-best method, TSDS, employs text embeddings as features and uses optimal transport as a measure of similarity. TSDS’s better performance compared to DSIR illustrates the importance of careful feature selection in similarity-based approaches, as DSIR relies solely on superficial features like n-grams. Despite this, both similarity-based methods still fall short of LAMDAS’s performance. This can be attributed to the fact that feature extraction and similarity computation, even with advanced features and measures, do not offer the same flexibility as LAMDAS. LAMDAS facilitates direct interaction between candidate and reference domains through a cross-attention mechanism in the LLM, creating connections between the domain prefix and candidate samples.

In contrast, DEITA selects data based on quality and complexity scores, prioritizing factors other than domain relevance. This explains its underperformance on domain-specific tasks. While PPL may implicitly consider domain relevance, it primarily selects data where next tokens are easily

Methods	Data Size	Models	HE	HE+	MBPP	MBPP+	LCB	CRUXEval	AVG
LAMDas(ours)	750K	Qwen2.5-0.5B-Instruct	<b>25.3</b>	<b>23.1</b>	<b>48.2</b>	<b>42.1</b>	<b>8.7</b>	<b>15.1</b>	<b>27.1+36.9%</b>
		Qwen2.5-1.5B-Instruct	<b>32.8</b>	<b>30.1</b>	<b>55.6</b>	<b>47.1</b>	<b>17.2</b>	<b>25.5</b>	<b>34.3+30.3%</b>
		Qwen2.5-7B-Instruct	<b>42.8</b>	<b>37.6</b>	<b>62.1</b>	<b>55.3</b>	<b>32.5</b>	<b>37.2</b>	<b>44.6+19.6%</b>
		Qwen2.5-32B-Instruct	<b>89.0</b>	<b>84.1</b>	<b>75.3</b>	<b>69.4</b>	<b>44.1</b>	<b>52.3</b>	<b>69.0+20.0%</b>
DSIR(Xie et al., 2023)	750K	Qwen2.5-0.5B-Instruct	21.2	18.5	36.7	31.5	5.5	11.2	20.8+5.1%
		Qwen2.5-1.5B-Instruct	27.8	23.1	43.2	35.4	13.6	17.6	26.8+1.5%
		Qwen2.5-7B-Instruct	38.9	32.1	52.3	47.6	24.4	30.3	37.6+0.8%
		Qwen2.5-32B-Instruct	80.3	72.7	61.9	56.3	40.5	47.3	59.8+2.2%
TSDS (Liu et al., 2024c)	750K	Qwen2.5-0.5B-Instruct	23.4	21.5	40.7	34.5	6.8	11.9	23.1+16.7%
		Qwen2.5-1.5B-Instruct	<u>30.8</u>	25.2	49.3	<u>43.2</u>	14.8	18.3	30.3+14.8%
		Qwen2.5-7B-Instruct	<u>40.1</u>	34.2	55.6	50.2	27.3	32.1	39.9+7.0%
		Qwen2.5-32B-Instruct	82.5	75.9	63.4	59.2	41.2	48.9	61.9+7.6%
DEITA (Liu et al., 2024a)	750K	Qwen2.5-0.5B-Instruct	23.7	21.8	46.1	40.5	7.3	13.5	25.5+28.8%
		Qwen2.5-1.5B-Instruct	29.3	25.2	51.4	42.9	<u>15.7</u>	21.1	30.9+17.0%
		Qwen2.5-7B-Instruct	39.8	33.2	59.7	51.8	29.3	34.7	41.4+11.0%
		Qwen2.5-32B-Instruct	86.1	80.2	72.9	65.9	41.7	<u>48.1</u>	65.7+14.2%
DsDm(Engstrom et al., 2024b)	750K	Qwen2.5-0.5B-Instruct	<u>24.2</u>	21.7	<u>47.5</u>	<u>41.8</u>	7.6	<u>14.3</u>	<u>26.2</u> +32.3%
		Qwen2.5-1.5B-Instruct	<u>31.4</u>	<u>29.5</u>	51.2	42.3	15.5	24.1	<u>32.3</u> +22.3%
		Qwen2.5-7B-Instruct	39.8	<u>34.7</u>	<u>60.3</u>	50.8	29.6	<u>36.2</u>	<u>41.9</u> +12.3%
		Qwen2.5-32B-Instruct	<u>87.2</u>	<u>81.1</u>	<u>73.5</u>	<u>67.1</u>	<u>42.9</u>	47.6	<u>66.6</u> +15.8%
Nuggets(Li et al., 2023)	750K	Qwen2.5-0.5B-Instruct	24.1	<u>22.7</u>	43.4	39.4	<u>7.7</u>	<u>14.8</u>	25.4+28.3%
		Qwen2.5-1.5B-Instruct	29.8	24.9	<u>51.7</u>	42.9	15.4	<u>23.9</u>	31.4+18.9%
		Qwen2.5-7B-Instruct	38.7	33.6	57.5	<u>52.1</u>	<u>29.8</u>	<u>37.0</u>	41.5+11.3%
		Qwen2.5-32B-Instruct	<u>86.4</u>	80.0	72.9	65.6	42.1	47.5	65.8+14.4%
LESS (Xia et al., 2024)	750K	Qwen2.5-0.5B-Instruct	<u>24.5</u>	<u>22.3</u>	<u>48.2</u>	<u>43.1</u>	<u>8.4</u>	<u>13.8</u>	<u>26.7</u> +34.8%
		Qwen2.5-1.5B-Instruct	<u>30.2</u>	<u>26.1</u>	<u>53.2</u>	<u>44.8</u>	<u>15.8</u>	<u>22.8</u>	<u>32.2</u> +3.1%
		Qwen2.5-7B-Instruct	<u>40.2</u>	<u>35.1</u>	<u>61.1</u>	<u>54.2</u>	<u>30.9</u>	35.7	<u>42.9</u> +15.0%
		Qwen2.5-32B-Instruct	<u>86.7</u>	<u>80.5</u>	<u>73.1</u>	<u>66.2</u>	<u>42.3</u>	<u>48.4</u>	<u>66.2</u> +15.1%
Random	750K	Qwen2.5-0.5B-Instruct	18.6	15.8	32.5	28.7	5.4	8.1	18.2-0.8%
		Qwen2.5-1.5B-Instruct	24.5	21.2	37.8	33.1	14.0	15.3	24.3-0.8%
		Qwen2.5-7B-Instruct	35.6	30.3	49.2	43.2	23.5	27.9	35.0-0.6%
		Qwen2.5-32B-Instruct	76.2	68.9	56.7	51.2	35.1	39.8	54.7-4.9%
Full	1800K	Qwen2.5-0.5B-Instruct	20.1	16.5	34.1	31.6	4.4	12.3	19.8
		Qwen2.5-1.5B-Instruct	27.4	22.5	40.2	35.2	12.7	20.6	26.4
		Qwen2.5-7B-Instruct	37.6	31.8	51.2	45.6	25.2	32.2	37.3
		Qwen2.5-32B-Instruct	77.5	70.4	60.1	54.3	38.5	44.2	57.5
Base	0K	Qwen2.5-0.5B-Instruct	15.2	10.5	26.7	21.9	3.6	6.7	14.1
		Qwen2.5-1.5B-Instruct	22.3	17.6	35.1	31.4	8.9	15.4	21.8
		Qwen2.5-7B-Instruct	31.1	25.8	42.1	35.7	19.5	24.8	29.8
		Qwen2.5-32B-Instruct	72.1	65.5	53.4	47.9	30.4	37.1	51.1

Table 2: Performance of Qwen2.5 series models trained on various data selection methods on HumanEval (HE), MBPP, LiveCodeBench, and CRUXEval (Zero-shot, Pass@1). We also compute the average of models’ performance on all benchmarks and calculate the proportion of improvement compared with the "Full" data. The best results are highlighted in **bold**, the second-best results are underlined, and the third are underlined.

predictable given previous tokens, driven by its objective of minimizing next-token prediction loss (see Table 6 in the appendix). Interestingly, the "Random" baseline outperforms the "Full" baseline in our CPT experiments. We attribute this to the nature of the CPT data, which consists of pure code data from GitHub and The Stack v1. Continuously pre-training with this entire dataset can lead to catastrophic forgetting of the model’s NLP capabilities (as shown in Table 1). The evaluation benchmarks, however, require instruction following for code completion and text-to-code tasks. The "Random" baseline mitigated this issue by only pre-training the model with 15B tokens, thus partially preserving the model’s NLP abilities and leading to better results. Furthermore, other data selection methods further improved the results of "Random", showcasing their effectiveness.

## 4.2 Data Selection for SFT

### 4.2.1 Code

Once again, as shown in tables 2, the Qwen2.5-32B-Instruct model trained on data selected by LAMDAS demonstrates superior performance, exceeding the "Full" method by 20.0% and outpacing the



Models	LAMDAS	DsDm	TSDS	DSIR
Time Complexity	$2 * C_{forward}$	$2 * C_{forward} + C_{grad}$	$\epsilon$	$\epsilon$
Run Time s/100	5s	7s	1.8s	1.4s
Reference Model Size	0.5B	0.5B	161M	-
Models	PPL	DEITA	Nuggets	LESS
Time Complexity	$C_{forward}$	$2 * C_{forward}$	$ D_{ref}  * C_{forward}$	$4 * (C_{forward} + C_{grad})$
Run Time s/100	15s	6s	2,100s	12.5s
Reference Model Size	7B	7B	7B	0.5B

Table 3: Time Complexity and Run Time of all methods. The run time is calculated based on the selection time for the same 100 samples. The time complexity is approximated as the number of model forward ( $C_{forward}$ ).  $\epsilon$  means the constant time complexity. The  $C_{grad}$  means the time cost of computing gradient. We also illustrate the reference model size. Since DSIR is N-gram based method, which model size is shown as “-”

second-best method, LESS, by an average of 15.1%. LESS and DsDm perform comparably, achieving the second and third best results, as both methods aim to select training data that minimizes the model’s loss on the reference data. However, both face challenges related to high time complexity due to the expensive computation of gradients, as discussed in Section 4.3. Additionally, LESS suffers from the limitations inherent in similarity-based methods, while DsDm improves efficiency by using small proxy models for gradient computation, though this can introduce approximation error. Consequently, both methods perform worse than LAMDAS. Similarly, although Nuggets is a direct optimization method, it still underperforms relative to LAMDAS. This shortfall may stem from Nuggets’ reliance on the original Llama2-7B model to assess the relevance of candidate samples to the reference data, which may not fully capture the nuances of the specific domain. Conversely, LAMDAS utilizes prefix tuning for domain adaptation before evaluating candidate samples for relevance, enhancing its effectiveness. Different from the CPT experiment, “Full” performs better than “Random” here. This may be because all candidate data are related to coding tasks with natural language instructions, eliminating the risk of catastrophic forgetting of instruction-following capabilities when training with purely code data.

#### 4.2.2 Math

The performance trends for the math reasoning task are similar to those in coding tasks; detailed discussion is provided in Appendix B.

### 4.3 Efficiency

As shown in Table 3, LAMDAS is only slower than the similarity-based methods TSDS and DSIR that are based on simple features such as text embeddings or n-grams, but is faster than all the remaining baselines. Indeed, with a time complexity of  $2 \times$  model forward passes ( $C_{forward}$ ) and an execution speed of 5 seconds per 100 samples, LAMDAS with Qwen2.5-Coder-0.5B model as the reference model achieves a  $1.4 \times$  speedup over direct optimization method like DsDm (0.5B model, 7s/100) and  $2.5 \times$  over the similarity-based method LESS (0.5B model, 12.5s/100). The table also illustrates that the actual computational time aligns with the theoretical time complexity and model size for data selection.

Furthermore, to directly compare methods based on their performance gains and efficiency, we draw inspiration from Liu (Liu et al., 2024b), positing that methods with higher computational complexity should yield better data selection and, consequently, greater performance gains. To illustrate this trend, we apply linear regression to derive a regression line that represents the relationship between performance gains and runtime across all methods, as shown in Figure 1. We then compute the perpendicular distances (represented by the dashed lines in Figure 1) from each method to the

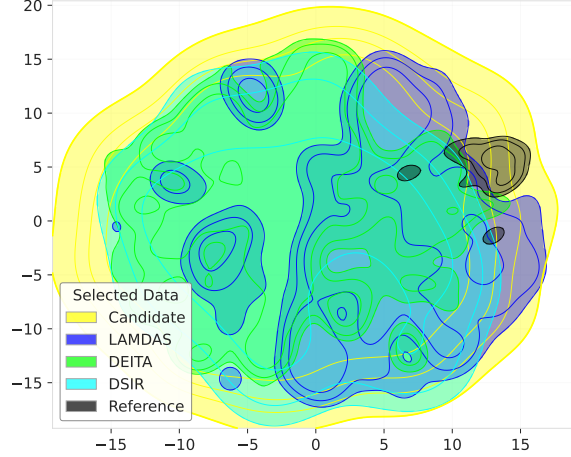


Figure 2: Distribution comparison of candidate data (yellow), LAMDAS-selected data (blue), DEITA-selected data (green), DSIR-selected data (cyan), and reference data (black). Density contours represent the 10-50% highest density regions for each distribution. Embeddings are normalized, and reduced to 2D space via t-SNE.

regression line. A larger perpendicular distance above the regression line indicates a better trade-off between performance gains and efficiency.

Figure 1 clearly illustrates that LAMDAS achieves a more favorable trade-off between performance gains and efficiency in both the CPT and SFT scenarios. While the two fastest methods, TSDS and DSIR, exhibit lower computational overhead, the data they select does not improve model performance to the same extent as the data selected by LAMDAS. Although the remaining methods may achieve better performance than TSDS and DSIR, they do so at the expense of efficiency. For example, LAMDAS can filter 100 billion tokens in 35 hours using only eight A100 GPUs, whereas LESS requires more than 144 hours for the same task. Moreover, the data selected by LESS fails to improve model performance as effectively as the data selected by LAMDAS. Thus, LAMDAS surpasses these methods in terms of both performance gains and efficiency.

#### 4.4 Ablation Studies

We also conduct a series of ablation studies to validate the impact of selection threshold  $\tau$ , prefix length, data selection model size, and data selection model type on the performance of LAMDAS. Due to the page limit, we summarize the major findings here and provide a detailed analysis in Appendix C. The experimental results reveal four key insights: 1) the optimal value of  $\tau = 1$  aligns with our design principle: to select candidate samples whose likelihood increases when conditioned on the domain prefix, thus ensuring relevance; 2) The prefix length of 30 represents an optimal "elbow point", balancing representation and efficiency; 3) the binary classification for data selection is a relatively simple task that can be effectively handled by small LLMs; 4) The domain specific models typically result in a more effective classifier.

## 5 Conclusion

In this paper, we propose LAMDAS, a novel domain-specific data selection method that utilizes a pre-trained LLM itself as an implicit classifier. By reframing data selection as a one-class classification (OCC) problem, LAMDAS circumvents the need for explicit feature engineering, common in similarity-based methods, and the computationally intensive retraining required by direct optimization methods. Experimental results demonstrate that LAMDAS achieves a superior balance between effectiveness and efficiency compared to nine SOTA baselines. Notably, models continually

pre-trained on data selected by LAMDAS, using a 15% selection ratio, outperform those trained on the full dataset by an average of at least 20%. It is important to note that an ideal dataset typically exhibits high quality, broad coverage of the target domain, and high diversity, and may also introduce novel knowledge to the model, rather than simply containing samples already encountered during initial training. While various data selection methods have been proposed to address each of these aspects individually, LAMDAS can be readily integrated with these methods in a pipeline architecture to further enhance the domain-specific nature of the selected dataset. In future work, we aim to develop such pipelines for comprehensive data selection.

## References

- Jacob Austin, Augustus Odena, Maxwell Nye, Maarten Bosma, Henryk Michalewski, David Dohan, Ellen Jiang, Carrie J. Cai, Michael Terry, Quoc V. Le, and Charles Sutton. Program synthesis with large language models. *ArXiv*, abs/2108.07732, 2021.
- David Brandfonbrener, Hanlin Zhang, Andreas Kirsch, Jonathan Richard Schwarz, and Sham Kakade. Color-filter: Conditional loss reduction filtering for targeted language model pre-training. *Advances in Neural Information Processing Systems*, 37:97618–97649, 2024.
- George Casella and Roger Berger. *Statistical inference*. CRC press, 2024.
- Hao Chen, Yiming Zhang, Qi Zhang, Hantao Yang, Xiaomeng Hu, Xuetao Ma, Yifan Yanggong, and Junbo Zhao. Maybe only 0.5% data is needed: A preliminary exploration of low training data instruction tuning. *arXiv preprint arXiv:2305.09246*, 2023.
- Mark Chen, Jerry Tworek, Heewoo Jun, Qiming Yuan, Henrique Ponde de Oliveira Pinto, Jared Kaplan, Harri Edwards, Yuri Burda, Nicholas Joseph, Greg Brockman, Alex Ray, Raul Puri, Gretchen Krueger, Michael Petrov, Heidy Khlaaf, Girish Sastry, Pamela Mishkin, Brooke Chan, Scott Gray, Nick Ryder, Mikhail Pavlov, Alethea Power, Lukasz Kaiser, Mohammad Bavarian, Clemens Winter, Philippe Tillet, Felipe Petroski Such, Dave Cummings, Matthias Plappert, Fotios Chantzis, Elizabeth Barnes, Ariel Herbert-Voss, William Hebgen Guss, Alex Nichol, Alex Paino, Nikolas Tezak, Jie Tang, Igor Babuschkin, Suchir Balaji, Shantanu Jain, William Saunders, Christopher Hesse, Andrew N. Carr, Jan Leike, Josh Achiam, Vedant Misra, Evan Morikawa, Alec Radford, Matthew Knight, Miles Brundage, Mira Murati, Katie Mayer, Peter Welinder, Bob McGrew, Dario Amodei, Sam McCandlish, Ilya Sutskever, and Wojciech Zaremba. Evaluating large language models trained on code. 2021.
- Karl Cobbe, Vineet Kosaraju, Mohammad Bavarian, Mark Chen, Heewoo Jun, Lukasz Kaiser, Matthias Plappert, Jerry Tworek, Jacob Hilton, Reiichiro Nakano, Christopher Hesse, and John Schulman. Training verifiers to solve math word problems. *arXiv preprint arXiv:2110.14168*, 2021.
- DeepSeek-AI, Daya Guo, Dejian Yang, Haowei Zhang, Jun-Mei Song, Ruoyu Zhang, Runxin Xu, Qihao Zhu, Shirong Ma, Peiyi Wang, Xiaoling Bi, Xiaokang Zhang, Xingkai Yu, Yu Wu, Z. F. Wu, Zhibin Gou, Zhihong Shao, Zhuoshu Li, Ziyi Gao, Aixin Liu, Bing Xue, Bing-Li Wang, Bochao Wu, Bei Feng, Chengda Lu, Chenggang Zhao, Chengqi Deng, Chenyu Zhang, Chong Ruan, Damai Dai, Deli Chen, Dong-Li Ji, Erhang Li, Fangyun Lin, Fucong Dai, Fuli Luo, Guangbo Hao, Guanting Chen, Guowei Li, H. Zhang, Han Bao, Hanwei Xu, Haocheng Wang, Honghui Ding, Huajian Xin, Huazuo Gao, Hui Qu, Hui Li, Jianzhong Guo, Jiashi Li, Jiawei Wang, Jingchang Chen, Jingyang Yuan, Junjie Qiu, Junlong Li, Jiong Cai, Jiaqi Ni, Jian Liang, Jin Chen, Kai Dong, Kai Hu, Kaige Gao, Kang Guan, Kexin Huang, Kuai Yu, Lean Wang, Lecong Zhang, Liang Zhao, Litong Wang, Liyue Zhang, Lei Xu, Leyi Xia, Mingchuan Zhang, Minghua Zhang, M. Tang, Meng Li, Miaojuan Wang, Mingming Li, Ning Tian, Panpan Huang, Peng Zhang, Qiancheng Wang, Qinyu Chen, Qiushi Du, Ruiqi Ge, Ruisong Zhang, Ruizhe Pan, Runji Wang, R. J. Chen, Ruiqi Jin, Ruyi Chen, Shanghao Lu, Shangyan Zhou, Shanhuang Chen, Shengfeng Ye, Shiyu Wang, Shuiping Yu, Shunfeng Zhou, Shuting Pan, S. S. Li, Shuang Zhou, Shao-Kang Wu, Tao Yun, Tian Pei, Tianyu Sun, T. Wang, Wangding Zeng, Wanbiao Zhao, Wen Liu, Wenfeng Liang, Wenjun Gao, Wen-Xia Yu, Wentao Zhang, W. L. Xiao, Wei An, Xiaodong Liu, Xiaohan Wang, Xiaokang Chen, Xiaotao Nie, Xin Cheng, Xin

- Liu, Xin Xie, Xingchao Liu, Xinyu Yang, Xinyuan Li, Xuecheng Su, Xuheng Lin, X. Q. Li, Xiangyu Jin, Xi-Cheng Shen, Xiaosha Chen, Xiaowen Sun, Xiaoxiang Wang, Xinnan Song, Xinyi Zhou, Xianzu Wang, Xinxia Shan, Y. K. Li, Y. Q. Wang, Y. X. Wei, Yang Zhang, Yanhong Xu, Yao Li, Yao Zhao, Yaofeng Sun, Yaohui Wang, Yi Yu, Yichao Zhang, Yifan Shi, Yi Xiong, Ying He, Yishi Piao, Yisong Wang, Yixuan Tan, Yiyang Ma, Yiyuan Liu, Yongqiang Guo, Yuan Ou, Yuduan Wang, Yue Gong, Yu-Jing Zou, Yujia He, Yunfan Xiong, Yu-Wei Luo, Yu mei You, Yuxuan Liu, Yuyang Zhou, Y. X. Zhu, Yanping Huang, Yao Li, Yi Zheng, Yuchen Zhu, Yunxiang Ma, Ying Tang, Yukun Zha, Yuting Yan, Zehui Ren, Zehui Ren, Zhangli Sha, Zhe Fu, Zhean Xu, Zhenda Xie, Zhen guo Zhang, Zhewen Hao, Zhicheng Ma, Zhigang Yan, Zhiyu Wu, Zihui Gu, Zijia Zhu, Zijun Liu, Zi-An Li, Ziwei Xie, Ziyang Song, Zizheng Pan, Zhen Huang, Zhipeng Xu, Zhongyu Zhang, and Zhen Zhang. Deepseek-r1: Incentivizing reasoning capability in llms via reinforcement learning. *ArXiv*, abs/2501.12948, 2025.
- Yijun Dong, Viet Hoang Phan, Xiang Pan, and Qi Lei. Sketchy moment matching: Toward fast and provable data selection for finetuning. *Advances in Neural Information Processing Systems*, 37: 43367–43402, 2024.
- Logan Engstrom, Axel Feldmann, and Aleksander Madry. Dsdm: Model-aware dataset selection with datamodels. In *International Conference on Machine Learning*, pp. 12491–12526. PMLR, 2024a.
- Logan Engstrom, Axel Feldmann, and Aleksander Madry. Dsdm: Model-aware dataset selection with datamodels. In *International Conference on Machine Learning*, pp. 12491–12526. PMLR, 2024b.
- Nathaniel J. Evans, Gordon B. Mills, Guanming Wu, Xubo Song, and Shannon K. McWeeney. Data valuation with gradient similarity. *ArXiv*, 2024.
- Dante Everaert and Christopher Potts. GIO: Gradient information optimization for training dataset selection. In *The Twelfth International Conference on Learning Representations*, 2024.
- Alex Gu, Baptiste Rozière, Hugh Leather, Armando Solar-Lezama, Gabriel Synnaeve, and Sida I. Wang. Cruxeval: A benchmark for code reasoning, understanding and execution. *arXiv preprint arXiv:2401.03065*, 2024.
- Yuxian Gu, Li Dong, Hongning Wang, Yaru Hao, Qingxiu Dong, Furu Wei, and Minlie Huang. Data selection via optimal control for language models. In *The Thirteenth International Conference on Learning Representations*, 2025.
- Yexiao He, Ziyao Wang, Zheyu Shen, Guoheng Sun, Yucong Dai, Yongkai Wu, Hongyi Wang, and Ang Li. SHED: Shapley-based automated dataset refinement for instruction fine-tuning. In *The Thirty-eighth Annual Conference on Neural Information Processing Systems*, 2024.
- Tzu-Heng Huang, Manjot Bilkhu, Frederic Sala, and Javier Movellan. Evaluating sample utility for data selection by mimicking model weights. *ArXiv*, abs/2501.06708, 2025.
- Naman Jain, King Han, Alex Gu, Wen-Ding Li, Fanjia Yan, Tianjun Zhang, Sida Wang, Armando Solar-Lezama, Koushik Sen, and Ion Stoica. Livecodebench: Holistic and contamination free evaluation of large language models for code. In *The Thirteenth International Conference on Learning Representations*, 2025.
- Jared Kaplan, Sam McCandlish, Tom Henighan, Tom B. Brown, Benjamin Chess, Rewon Child, Scott Gray, Alec Radford, Jeff Wu, and Dario Amodei. Scaling laws for neural language models. *ArXiv*, abs/2001.08361, 2020.
- Xiaomin Li, Mingye Gao, Zhiwei Zhang, Chang Yue, and Hong Hu. Rule-based data selection for large language models. *ArXiv*, abs/2410.04715, 2024.

- Yunshui Li, Binyuan Hui, Xiaobo Xia, Jiayi Yang, Min Yang, Lei Zhang, Shuzheng Si, Ling-Hao Chen, Junhao Liu, Tongliang Liu, Fei Huang, and Yongbin Li. One shot learning as instruction data prospector for large language models. In Annual Meeting of the Association for Computational Linguistics, 2023.
- Zihan Liao, Hang Yu, Jianguo Li, Jun Wang, and Wei Zhang. D2LLM: Decomposed and distilled large language models for semantic search. In Lun-Wei Ku, Andre Martins, and Vivek Srikumar (eds.), Proceedings of the 62nd Annual Meeting of the Association for Computational Linguistics (Volume 1: Long Papers), pp. 14798–14814, Bangkok, Thailand, August 2024. Association for Computational Linguistics. doi: 10.18653/v1/2024.acl-long.791.
- Hunter Lightman, Vineet Kosaraju, Yura Burda, Harri Edwards, Bowen Baker, Teddy Lee, Jan Leike, John Schulman, Ilya Sutskever, and Karl Cobbe. Let’s verify step by step. arXiv preprint arXiv:2305.20050, 2023.
- Wei Liu, Weihao Zeng, Keqing He, Yong Jiang, and Junxian He. What makes good data for alignment? a comprehensive study of automatic data selection in instruction tuning. In The Twelfth International Conference on Learning Representations, 2024a.
- Ziche Liu, Rui Ke, Yajiao Liu, Feng Jiang, and Haizhou Li. Take the essence and discard the dross: A rethinking on data selection for fine-tuning large language models. arXiv preprint arXiv:2406.14115, 2024b.
- Zifan Liu, Amin Karbasi, and Theodoros Rekatsinas. TSDS: Data selection for task-specific model finetuning. In The Thirty-eighth Annual Conference on Neural Information Processing Systems, 2024c.
- Max Marion, Ahmet Üstün, Luiza Pozzobon, Alex Wang, Marzieh Fadaee, and Sara Hooker. When less is more: Investigating data pruning for pretraining llms at scale. CoRR, 2023.
- Niklas Muennighoff. Sgpt: Gpt sentence embeddings for semantic search. arXiv preprint arXiv:2202.08904, 2022.
- Niklas Muennighoff, Alexander M Rush, Boaz Barak, Teven Le Scao, Nouamane Tazi, Aleksandra Piktus, Sampo Pyysalo, Thomas Wolf, and Colin Raffel. Scaling data-constrained language models. In Thirty-seventh Conference on Neural Information Processing Systems, 2023.
- Sung Min Park, Kristian Georgiev, Andrew Ilyas, Guillaume Leclerc, and Aleksander Madry. Trak: Attributing model behavior at scale. In International Conference on Machine Learning, pp. 27074–27113. PMLR, 2023.
- Yiwei Qin, Xuefeng Li, Haoyang Zou, Yixiu Liu, Shijie Xia, Zhen Huang, Yixin Ye, Weizhe Yuan, Hector Liu, Yuanzhi Li, and Pengfei Liu. O1 replication journey: A strategic progress report - part 1. ArXiv, abs/2410.18982, 2024.
- Ohad Rubin, Jonathan Herzig, and Jonathan Berant. Learning to retrieve prompts for in-context learning. In Marine Carpuat, Marie-Catherine de Marneffe, and Ivan Vladimir Meza Ruiz (eds.), Proceedings of the 2022 Conference of the North American Chapter of the Association for Computational Linguistics: Human Language Technologies, pp. 2655–2671, Seattle, United States, July 2022. Association for Computational Linguistics. doi: 10.18653/v1/2022.naacl-main.191.
- Noveen Sachdeva, Benjamin Coleman, Wang-Cheng Kang, Jianmo Ni, Lichan Hong, Ed Huai Hsin Chi, James Caverlee, Julian J. McAuley, and Derek Zhiyuan Cheng. How to train data-efficient llms. ArXiv, abs/2402.09668, 2024.
- Levy Silva and Luciano Barbosa. Improving dense retrieval models with llm augmented data for dataset search. Know.-Based Syst., 294(C), June 2024. ISSN 0950-7051. doi: 10.1016/j.knosys.2024.111740.



- Tristan Thrush, Christopher Potts, and Tatsunori Hashimoto. Improving pretraining data using perplexity correlations. In The Thirteenth International Conference on Learning Representations, 2025.
- Hugo Touvron, Thibaut Lavril, Gautier Izacard, Xavier Martinet, Marie-Anne Lachaux, Timothée Lacroix, Baptiste Rozière, Naman Goyal, Eric Hambro, Faisal Azhar, Aurélien Rodriguez, Armand Joulin, Edouard Grave, and Guillaume Lample. Llama: Open and efficient foundation language models. ArXiv, abs/2302.13971, 2023.
- Yejie Wang, Keqing He, Dayuan Fu, Zhuoma GongQue, Heyang Xu, Yanxu Chen, Zhexu Wang, Yujia Fu, Guanting Dong, Muxi Diao, Jingang Wang, Mengdi Zhang, Xunliang Cai, and Weiran Xu. How do your code LLMs perform? empowering code instruction tuning with really good data. In Yaser Al-Onaizan, Mohit Bansal, and Yun-Nung Chen (eds.), Proceedings of the 2024 Conference on Empirical Methods in Natural Language Processing, pp. 14027–14043, Miami, Florida, USA, November 2024. Association for Computational Linguistics. doi: 10.18653/v1/2024.emnlp-main.777.
- Alexander Wettig, Aatmik Gupta, Saumya Malik, and Danqi Chen. QuRating: Selecting high-quality data for training language models. In International Conference on Machine Learning (ICML), 2024.
- Mengzhou Xia, Sadhika Malladi, Suchin Gururangan, Sanjeev Arora, and Danqi Chen. LESS: Selecting influential data for targeted instruction tuning. In International Conference on Machine Learning (ICML), 2024.
- Sang Michael Xie, Shibani Santurkar, Tengyu Ma, and Percy Liang. Data selection for language models via importance resampling. Advances in Neural Information Processing Systems (NeurIPS), 2023.
- Can Xu, Qingfeng Sun, Kai Zheng, Xiubo Geng, Pu Zhao, Jiazhan Feng, Chongyang Tao, Qingwei Lin, and Daxin Jiang. WizardLM: Empowering large pre-trained language models to follow complex instructions. In The Twelfth International Conference on Learning Representations, 2024.
- Ling Yang, Zhilong Zhang, Shenda Hong, Runsheng Xu, Yue Zhao, Yingxia Shao, Wentao Zhang, Ming-Hsuan Yang, and Bin Cui. Diffusion models: A comprehensive survey of methods and applications. ACM Computing Surveys, 56:1 – 39, 2022.
- Yixin Ye, Zhen Huang, Yang Xiao, Ethan Chern, Shijie Xia, and Pengfei Liu. Limo: Less is more for reasoning. ArXiv, abs/2502.03387, 2025.
- Zichun Yu, Spandan Das, and Chenyan Xiong. Mates: Model-aware data selection for efficient pretraining with data influence models. In NeurIPS, 2024.
- Yue Zhang, Yafu Li, Leyang Cui, Deng Cai, Lemao Liu, Tingchen Fu, Xinting Huang, Enbo Zhao, Yu Zhang, Yulong Chen, et al. Siren’s song in the ai ocean: a survey on hallucination in large language models. arXiv preprint arXiv:2309.01219, 2023.
- Yang Zhao, Li Du, Xiao Ding, Yangou Ouyang, Hepeng Wang, Kai Xiong, Jinglong Gao, Zhouhao Sun, Dongliang Xu, Qing Yang, et al. Beyond similarity: A gradient-based graph method for instruction tuning data selection. CoRR, 2025.
- Tianyu Zheng, Ge Zhang, Tianhao Shen, Xueling Liu, Bill Yuchen Lin, Jie Fu, Wenhui Chen, and Xiang Yue. Opencodeinterpreter: Integrating code generation with execution and refinement. arXiv preprint arXiv:2402.14658, 2024.
- Chunting Zhou, Pengfei Liu, Puxin Xu, Srinu Iyer, Jiao Sun, Yuning Mao, Xuezhe Ma, Avia Efrat, Ping Yu, LILI YU, Susan Zhang, Gargi Ghosh, Mike Lewis, Luke Zettlemoyer, and Omer Levy. LIMA: Less is more for alignment. In Thirty-seventh Conference on Neural Information Processing Systems, 2023.

## A Experiment Setup

Languages	Python	Java	JS	C	C++	C#	PHP	Others	Total
Samples	24.45M	53.03M	30.67M	14.19M	18.47M	22.72M	24.44 M	64.53M	252.5M

Table 4: The data statistics of CPT candidate data. We only list the languages that contain more than 10 million samples. The total dataset comprises 252.5 million samples and approximately 400 billion tokens.

Domain	Dataset	Task	Samples
Code	CODE-COMMENT	code comment generation	645711
	CODE-COMPLETION	code completion	192,547
	TEXT2CODE	text to code generation	94086
	CODE-TRANS	code translation	307585
	UNIT-TEST	unit test-case generation	390393
	CODE-FEEDBACK	code generation	66383
	EVOL-INST	code generation	66862
	CODE-EXERCISE	code generation	109827
MATH	OpenR1-MATH-220K	math reasoning	225129

Table 5: Data statistics for candidate SFT data related to code and math tasks, including the specific tasks and data sizes.

### A.1 Reference Data

The reference data is collected from diverse high-quality sources within each domain. We aim to present distinct, high-quality datasets that are representative of the types of problems tackled in each domain.

- **Code:** LiveCodeBench2023 (Jain et al., 2025) provides a diverse and contamination-free benchmark for evaluating LLMs’ code-related capabilities. This benchmark features 400 high-quality programming problems sourced from LeetCode, AtCoder, and CodeForces competitions between May 2023 and March 2024, assessing multifaceted skills including code generation, self-repair, code execution, and test output prediction.
- **Math:** The math reference data consists of two key datasets focused on high-quality mathematical reasoning: LIMO (Ye et al., 2025) and O1-journey (Qin et al., 2024). LIMO is a carefully curated collection of 817 high-quality mathematical reasoning problems, each with detailed step-by-step solutions. Designed to challenge conventional scaling laws, LIMO demonstrates that models can achieve state-of-the-art performance on benchmarks like AIME24 and MATH-500 through quality-focused training, rather than relying solely on large-scale data accumulation. Complementing LIMO, O1-journey is a specialized training corpus developed by GAIR-NLP to implement the journey learning paradigm, featuring 327 structured reasoning traces with iterative problem-solving steps (including hypothesis testing, reflection, and backtracking).

### A.2 Candidate Data

The candidate data, collected for CPT and SFT, includes:

- **Code CPT data:** This dataset is constructed by integrating code samples collected from GitHub and the open-source the-stack v1 corpus<sup>1</sup>. To ensure data quality, we employ an

<sup>1</sup><https://huggingface.co/datasets/bigcode/the-stack>

automated filtering pipeline leveraging the Ask-LLM (Sachdeva et al., 2024) methodology. Specifically, a Qwen-1.8B <sup>2</sup> model, fine-tuned on annotated data generated by a larger 14B labeling model, is utilized to remove low-quality content. The resulting pre-training corpus comprises approximately 250 million code samples (400B tokens), spanning 30 programming languages including Python, Java, C++, C#, and Go. All subsequent pre-training phases are conducted exclusively on this curated dataset.

- **Code SFT data:** This dataset consists of 1,800,000 instruction-response pairs from high-quality and diverse benchmarks, such as Evol-Instruct (Xu et al., 2024) and CODEFEEDBACK (Zheng et al., 2024), which encompass code generation and debugging scenarios.
- **Math SFT data:** This dataset comprises 220,000 samples from OpenR1-MATH-220K (DeepSeek-AI et al., 2025), focusing on mathematical reasoning and problem-solving.

The detailed data statistics of the CPT and SFT data are presented in Tables 4 and 5.

### A.3 Evaluation Benchmarks

For the coding task, the benchmarks include:

- **HumanEval (HE/HE+)** (Chen et al., 2021): A widely used benchmark consisting of 164 hand-crafted Python programming problems, requiring models to generate functionally correct code snippets from natural language descriptions. Each problem includes a function signature and a docstring.
- **MBPP/MBPP+** (Austin et al., 2021): An evaluation benchmark containing 1,000 crowd-sourced Python programming problems that cover diverse tasks, focusing on programming fundamentals and standard library functionality.
- **LiveCodeBench** (Jain et al., 2025): This evaluation benchmark contains 1,000 diverse Python problems, continuously collecting new problems from contests across LeetCode, AtCoder, and CodeForces. To prevent data contamination, we used LiveCodeBench data collected from January 2025 to April 2025 for testing purposes, which is distinct from the data used in the reference dataset (May 2023 to March 2024).
- **CRUXEval** (Gu et al., 2024): This benchmark comprises 800 Python functions and input-output pairs, split into two tasks: CRUXEval-I (input prediction) and CRUXEval-O (output prediction).

For the math reasoning task, the benchmarks include:

- **GSM8K** (Cobbe et al., 2021): This collection of 8,500 linguistically diverse grade school math word problems, created by human writers and released by OpenAI, is designed to evaluate multi-step reasoning.
- **MATH500** (Lightman et al., 2023): This benchmark measures advanced mathematical problem-solving ability.
- **AIME2024**<sup>3</sup>: This is a curated collection of 30 challenging mathematical problems from the 2024 American Invitational Mathematics Examination (AIME). These problems include detailed problem statements, step-by-step solutions, and numerical answers, designed to evaluate LLMs’ advanced reasoning capabilities in domains like algebra, geometry, and number theory.
- **AMC23**<sup>4</sup>: This comprises 49 problems from the 2023 American Mathematics Competitions (AMC), featuring challenging questions in algebra, geometry, number theory, and

<sup>2</sup><https://huggingface.co/Qwen/Qwen-1.8B>

<sup>3</sup>[https://huggingface.co/datasets/Maxwell-Jia/AIME\\_2024](https://huggingface.co/datasets/Maxwell-Jia/AIME_2024)

<sup>4</sup><https://huggingface.co/datasets/zwhe99/amc23>

combinatorics designed for high school students. It serves as a valuable resource for educators, competition preparation, and AI research focused on mathematical reasoning and problem-solving.

Note that we utilize evaluation benchmarks that are relevant to the domain but extend beyond the specific tasks found in the reference data. This allows us to determine if the model, trained on the selected data, can effectively generalize to related tasks within the same field.

#### A.4 Baselines

To evaluate the effectiveness of LAMDAS in the CPT stage, we compare its performance against seven SOTA data selection methods:

- **DEITA** (Liu et al., 2024a): Evol-instruct is employed to generate data with different quality and complexity. ChatGPT is then exploited to score the quality and complexity of the synthesized data. Finally, two LLM-based scorers, trained on the ChatGPT-scored data, assess the quality and complexity of each sample within the candidate set. For CPT, we use the scorers provided in XCoder (Wang et al., 2024). For SFT, we train two separate scorers based on the Qwen2.5-0.5B model.
- **DsDm** (Engstrom et al., 2024a): This method implements the TRAK framework (Park et al., 2023) to estimate the optimal weight for each data point in the selection process. TRAK employs a closed-form expression that requires first training  $m = 4$  reference models on the reference dataset, then collecting projected gradients for each model, and finally substituting these gradients into the closed-form expression.
- **DSIR** (Xie et al., 2023): This method uses importance resampling to select data points that better match the reference distribution, based on n-gram features and the KL reduction metric.
- **TSDS** (Liu et al., 2024c): This method optimizes task-specific data selection by recasting it as an optimal transport problem using text embeddings as features. It further incorporates a diversity-promoting regularizer, based on kernel density estimation, to mitigate near-duplicate effects.
- **Perplexity-based Filtering (PPL)**: This method filters data based on perplexity scores, computed using a Qwen2.5-Coder-7B model fine-tuned on our reference data, selecting samples with lower perplexity values. We also present some examples given by this method in Table 6.
- **Random Sampling (Random)**: This method selects data points randomly from the candidate dataset.
- **Full Data Training (Full)**: This method uses the entire candidate dataset for training without any selection.

#### A.5 Implementation Details of LAMDAS

The prefix tuning is performed on a single NVIDIA A100 GPU (80GB) using the AdamW optimizer with a learning rate of  $1e-3$  and a weight decay of  $0.1$ . This process runs for 10 epochs with a batch size of 4, consuming approximately 1 hour for the domain-specific reference datasets. For data selection, we utilize eight A100 GPUs with the same batch size of 4. This setup allows us to process 100 billion tokens in 35 hours, equating to about 5 seconds per 100 samples. During the CPT stage, we employ 64 A100 GPUs, using a batch size of 8 per device, a learning rate of  $1e-4$ , and a weight decay of  $0.1$ . Training runs for 4 epochs until early stopping, with a dataset of 15 billion selected tokens. For the SFT stage, we utilize 32 A100 GPUs with a batch size of 8 per device, a learning rate of  $1e-5$ , and a weight decay of  $0.1$ . Training again runs for 4 epochs until early stopping, using a dataset comprising 750,000 code samples and 70,000 math samples.

```
Code: "from setuptools import setup
CLASSIFIERS = [ Programming Language :: Python :: 3.8,
Programming Language :: Python :: 3.9, ]
setup( name="pyLdtk", version=0.0.3, description="Just
some quick and simple groundwork for working with ldtk in python.
VERY EARLY STAGES!", long_description=description, url="https://github.com/LGgameLAB/pyLdtk", author="Luke Gonsalves",
author_email="lukegonsalves07@gmail.com", license="MIT", packages=["pyLdtk"], classifiers=CLASSIFIERS,
install_requires=REQUIREMENTS, keywords="ldtk LDTK python pygame py Tiled tile tileset game")"
```

[Likelihood Ratio]: 0.78

[PPL:] 3.78.

```
Code: "from __future__ import absolute_import
from highway_env.envs.highway_env import HighwayEnv
from highway_env.envs.highway_env_continuous import HighwayEnvCon
from highway_env.envs.highway_env_continuous_intrinsic_reward import HighwayEnvCon_intrinsic_reward
from highway_env.envs.merge_env import MergeEnv
from highway_env.envs.roundabout_env import RoundaboutEnv
from highway_env.envs.parking_env import ParkingEnv
from highway_env.envs.two_way_env import TwoWayEnv
from highway_env.envs.roundabout_env import RoundaboutEnv
from highway_env.envs.parking_env import ParkingEnv
from highway_env.envs.two_way_env import TwoWayEnv"
```

[Likelihood Ratio]: 0.92

[PPL:] 2.34

```
Code: "import os
import time
os.system("qsub enc_1")
time.sleep(30)
os.system("qsub enc_2")
time.sleep(30)
os.system("qsub enc_3")
time.sleep(30)
os.system("qsub enc_4")
time.sleep(30)
os.system("qsub enc_5")
time.sleep(30)
os.system("qsub enc_6")
time.sleep(30)
os.system("qsub enc_7")
time.sleep(30)
os.system("qsub enc_8")
time.sleep(30)
os.system("qsub enc_9")
time.sleep(30)
os.system("qsub enc_10")
time.sleep(30)
os.system("qsub enc_11")
time.sleep(30)
os.system("qsub enc_12")
time.sleep(30)
os.system("qsub enc_13")
time.sleep(30)
os.system("qsub enc_14")
time.sleep(30)
os.system("qsub enc_15")
time.sleep(30)
os.system("qsub enc_16")
time.sleep(30)
os.system("qsub enc_17")
time.sleep(30)
os.system("qsub enc_18")
time.sleep(30)
os.system("qsub enc_19")
time.sleep(30)
os.system("qsub enc_20")
time.sleep(30)
os.system("qsub enc_21")
time.sleep(30)
os.system("qsub enc_22")
time.sleep(30)
os.system("qsub enc_23")
time.sleep(30)
os.system("qsub enc_24")
time.sleep(30)
os.system("qsub enc_25")
time.sleep(30)
os.system("qsub enc_26")
time.sleep(30)
os.system("qsub enc_27")")
```

**[Likelihood Ratio]:** 0.55

[PPL:] 1.28

```
Code: "def add_native_methods(clazz): def initIDs_java_lang_Class_java_lang_Class_java_lang_Class_java_lang_Class_java_lang_Class_java_lang_Class_java_lang_Class_java_lang_Class_java_lang_Class(a0, a1, a2, a3, a4, a5, a6, a7, a8, a9, a10, a11): raise NotImplementedError() def registerNativeLoops__(a0): raise NotImplementedError() clazz.initIDs_java_lang_Class_java_lang_Class_java_lang_Class_java_lang_Class_java_lang_Class__java_lang_Class_java_lang_Class_java_lang_Class_java_lang_Class_java_lang_Class_java_lang_Class__=staticmethod(initIDs_java_lang_Class_java_lang_Class_java_lang_Class_java_lang_Class_java_lang_Class_java_lang_Class_java_lang_Class_java_lang_Class_java_lang_Class_java_lang_Class_java_lang_Class_java_lang_Class_java_lang_Class_java_lang_Class_java_lang_Class) clazz.registerNativeLoops__ = staticmethod(registerNativeLoops__)"
```

[Likelihood Ratio]: 0.57

[PPL:] 2,30

Table 6: Samples selected by the "PPL" method but filtered out by LAMDAS in the CPT experiment. A lower PPL value typically indicates that the next tokens are easier to predict, often due to the presence of repetitive strings or patterns, or that the corresponding sample frequently appears in the pretraining corpus. As a result, this method may inadvertently select samples that do not enhance overall quality.

## B Math

This section examines the application of data selection in mathematical reasoning tasks. As highlighted in LIMO (Ye et al., 2025) and O1-journey (Qin et al., 2024), creating high-quality reasoning data for SFT is a challenging process that often involves complex and extensive pipelines. Given the difficulty in curating such data, employing data selection techniques to identify similar high-quality



Methods	Data Size	Models	MATH500	AIME	GSM8K	AMC	AVG
LAMDAS(ours)	70K	Qwen2.5-0.5B-Instruct	<b>15.2</b>	<b>6.7</b>	<b>17.3</b>	<b>12.5</b>	<b>12.9+18.3%</b>
		Qwen2.5-1.5B-Instruct	<b>18.4</b>	<b>13.3</b>	<b>27.9</b>	<b>24.5</b>	<b>21.0+22.1%</b>
		Qwen2.5-7B-Instruct	<b>29.7</b>	<b>26.7</b>	<b>39.8</b>	<b>38.8</b>	<b>33.8+24.3%</b>
		Qwen2.5-32B-Instruct	<b>43.1</b>	<b>33.3</b>	<b>62.7</b>	<b>57.1</b>	<b>49.1+9.3%</b>
DSIR (Xie et al., 2023)	70K	Qwen2.5-0.5B-Instruct	10.2	3.3	14.3	6.1	8.4-22.9%
		Qwen2.5-1.5B-Instruct	16.8	3.3	23.1	22.5	16.4-4.7%
		Qwen2.5-7B-Instruct	28.5	13.3	36.2	26.5	26.1-4.0%
		Qwen2.5-32B-Instruct	38.1	30.0	58.2	53.0	44.8-0.1%
TSDS (Liu et al., 2024c)	70K	Qwen2.5-0.5B-Instruct	10.7	0.0	15.2	6.1	8.0-26.6%
		Qwen2.5-1.5B-Instruct	16.1	3.3	23.7	15.9	14.8-14.1%
		Qwen2.5-7B-Instruct	28.7	13.3	37.4	26.5	26.4-2.9%
		Qwen2.5-32B-Instruct	38.1	30.0	58.9	55.1	45.5+1.8%
DEITA (Liu et al., 2024a)	70K	Qwen2.5-0.5B-Instruct	12.9	3.3	<u>16.7</u>	8.1	10.3-5.5%
		Qwen2.5-1.5B-Instruct	17.6	6.7	<u>24.5</u>	18.4	16.8-2.3%
		Qwen2.5-7B-Instruct	28.7	20.0	37.8	30.6	29.3+7.7%
		Qwen2.5-32B-Instruct	40.6	26.7	59.8	55.1	45.6+1.6%
DsDm (Engstrom et al., 2024a)	70K	Qwen2.5-0.5B-Instruct	13.1	3.3	16.5	9.8	10.7-1.8%
		Qwen2.5-1.5B-Instruct	18.1	6.7	<u>24.7</u>	21.6	17.8+3.5%
		Qwen2.5-7B-Instruct	<u>28.5</u>	16.7	37.1	<u>33.8</u>	29.0+6.6%
		Qwen2.5-32B-Instruct	40.2	26.7	59.7	<u>56.2</u>	45.7+1.8%
Nuggets (Li et al., 2023)	70K	Qwen2.5-0.5B-Instruct	<u>13.7</u>	<u>3.3</u>	16.5	<u>10.2</u>	<u>10.9+0.0%</u>
		Qwen2.5-1.5B-Instruct	<u>17.8</u>	<u>6.7</u>	24.2	20.4	17.4+1.2%
		Qwen2.5-7B-Instruct	27.8	<u>20.0</u>	<u>37.7</u>	32.7	<u>29.6+8.8%</u>
		Qwen2.5-32B-Instruct	<u>40.9</u>	<u>26.7</u>	<u>60.3</u>	55.1	<u>45.8+2.0%</u>
LESS (Xia et al., 2024)	70K	Qwen2.5-0.5B-Instruct	<u>13.5</u>	<u>3.3</u>	<u>16.9</u>	<u>10.2</u>	<u>11.0+0.9%</u>
		Qwen2.5-1.5B-Instruct	<u>18.1</u>	<u>10.0</u>	<u>24.8</u>	<u>22.4</u>	<u>18.8+9.3%</u>
		Qwen2.5-7B-Instruct	<u>29.1</u>	<u>20.0</u>	<u>38.5</u>	<u>36.7</u>	<u>31.1+14.3%</u>
		Qwen2.5-32B-Instruct	<u>41.2</u>	<u>30.0</u>	<u>60.8</u>	<u>57.1</u>	<u>47.3+5.3%</u>
Random	70K	Qwen2.5-0.5B-Instruct	8.6	0.0	13.3	6.1	7.0-35.7%
		Qwen2.5-1.5B-Instruct	14.2	3.3	21.7	12.2	12.9-25.0%
		Qwen2.5-7B-Instruct	26.6	16.7	34.1	30.6	27.0-0.7%
		Qwen2.5-32B-Instruct	35.4	26.7	54.2	40.8	39.3-14.2%
Full	220K	Qwen2.5-0.5B-Instruct	14.1	3.3	17.9	8.1	10.9
		Qwen2.5-1.5B-Instruct	17.4	6.6	26.3	18.4	17.2
		Qwen2.5-7B-Instruct	26.2	16.7	35.3	30.6	27.2
		Qwen2.5-32B-Instruct	37.7	33.3	57.7	51.0	44.9
Base	220K	Qwen2.5-0.5B-Instruct	5.4	0.0	10.7	0.0	4.0
		Qwen2.5-1.5B-Instruct	7.8	0.0	15.2	4.1	6.3
		Qwen2.5-7B-Instruct	20.3	6.7	27.8	8.2	15.8
		Qwen2.5-32B-Instruct	34.8	16.7	45.2	14.3	27.8

Table 7: Performance of Qwen2.5 series models trained on various data selection methods on MATH500, AIME, GSM8K, and AMC. We also compute the average of models’ performance on all benchmarks and calculate the proportion of improvement compared with the "Full" data. The best results are in **bold**, the second are underlined, and the third are highlighted.

data becomes crucial. By leveraging the curated data in LIMO and O1-journey as a reference set, we conduct data selection using various methods and evaluated the resulting models on benchmarks designed to assess mathematical reasoning abilities. As shown in Table 7, our proposed method consistently achieves the best performance, with the Qwen2.5-32B-Instruct model trained on data selected by LAMDAS outperforming the same model trained on the "Full" dataset by an average of 9.3%. This demonstrates LAMDAS’s broad applicability across various domains and tasks.

The performance trends for the baseline methods align with those observed in coding tasks, and therefore, their detailed discussion is omitted here. However, unlike the coding tasks, we find that the data selected by some methods does not improve performance as much as the full dataset, particularly when training smaller LLMs. This may be because the original candidate data is already of high quality and relevant to the math reasoning task, leading to potential performance

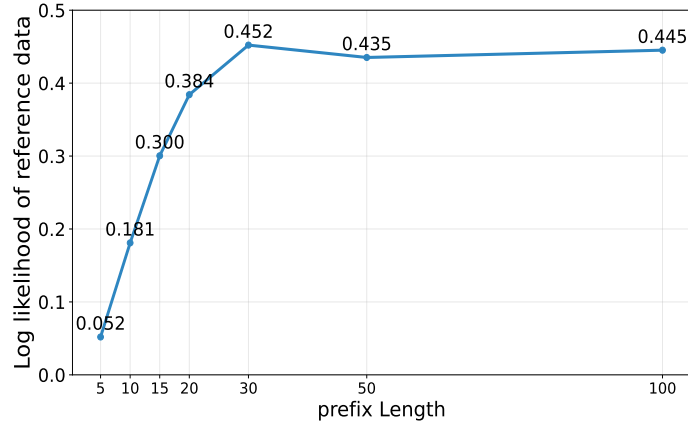


Figure 3: Impact of the prefix lengths on the log-likelihood of the reference data. The results indicate that a prefix length of 30 yields the highest log-likelihood.

Data Selection Models	Data Size	Speed s/k	HE	HE+	MBPP	MBPP+	LCB	CRUXEval
Qwen2.5-Coder-0.5B	750K	38s	25.3	23.1	48.2	42.1	8.7	15.1
Qwen2.5-Coder-3B	739K	65s	25.8	23.5	48.5	42.7	8.8	15.3
Qwen2.5-0.5B	842K	34s	21.1	18.7	44.3	41.6	7.1	13.5

Table 8: Impact of reference model size. The selected data are used to train the Qwen2.5-0.5B-Instruct model.

drops if the data is not carefully selected. This further underscores the effectiveness of LAMDAS, which can enhance performance using less than 30% of the full dataset. Moreover, larger models benefit from extensive pretraining, allowing them to activate vast amounts of knowledge when fine-tuned with a small selection of data, thereby improving performance on downstream tasks without risking overfitting (Chen et al., 2023; Zhou et al., 2023). In contrast, smaller models have limited learning capacities. Fine-tuning on a larger, diverse dataset enables them to absorb more information and achieve better overall performance, even with some irrelevant data. This explains the more significant performance drop observed in smaller models trained with selected data. Notably, data selected by LAMDAS, as well as by LESS and Nuggets, achieves performance gains over the full dataset regardless of model size, highlighting the robustness of these methods.

## C Ablation Studies

### C.1 Impact of the selection threshold $\tau$

As shown in Figure 4, a high threshold over-filters valuable examples, reducing diversity and harming generalization, while a low threshold introduces noisy data, degrading performance. An optimal threshold of 1.0 balances quality and diversity, leading to peak performance across tasks regardless of the underlying model for SFT.

### C.2 Impact of the prefix length

Figure 3 illustrates the relationship between prefix length and the log likelihood on reference data. The results indicate that a prefix length of approximately 30 maximizes this likelihood. Shorter prefix lengths are insufficient to accurately capture the characteristics of the reference data. In contrast, lengths exceeding 30 do not provide any further significant increase in data likelihood.

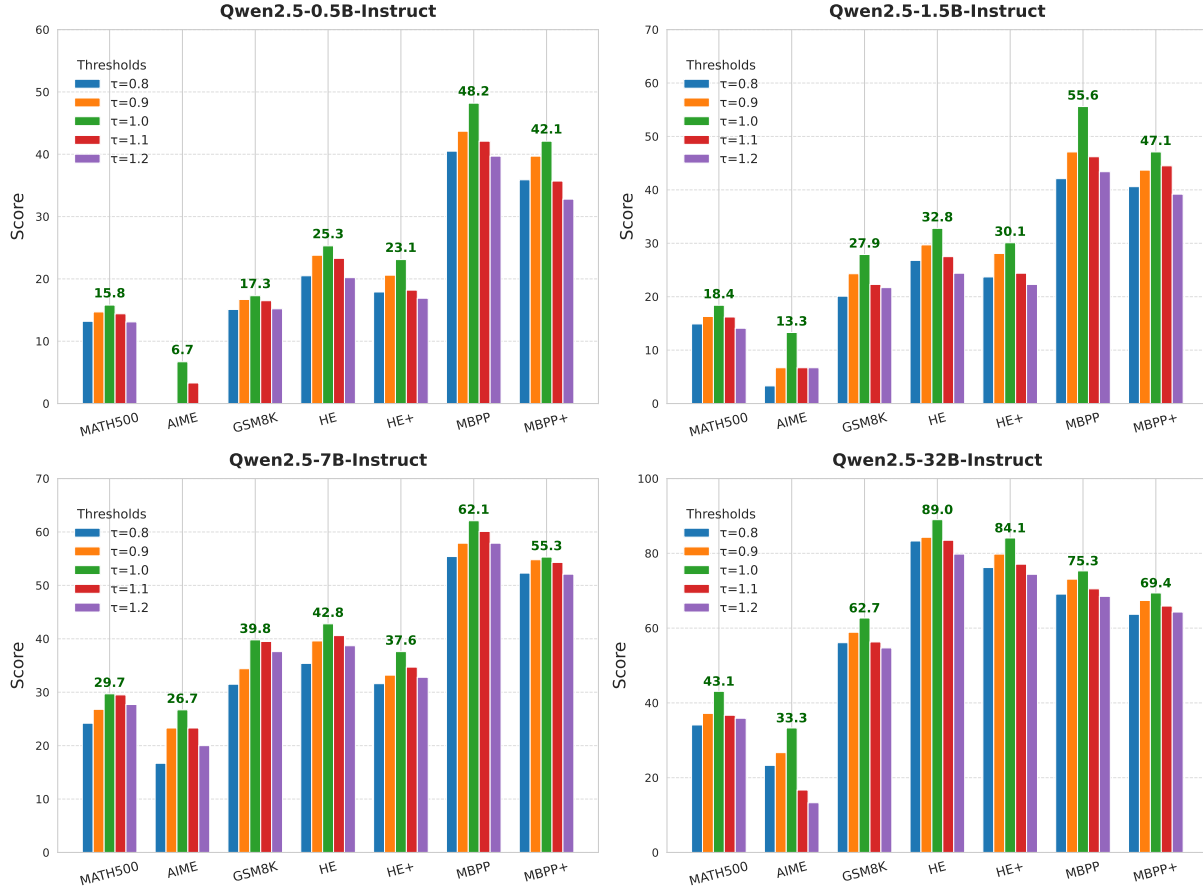


Figure 4: Ablation Studies on the impact of varying thresholds on the selected SFT data resulting from LAMDAS. Each threshold results in different subset sizes. Specifically, at thresholds of 0.8, 0.9, 1.0, 1.1, and 1.2, the corresponding data retention ratios are approximately 50%, 40%, 30%, 10%, and 5%.

### C.3 Impact of the model size

As presented in Table 8, using the Qwen2.5-Coder models with 0.5B and 3B parameters as the implicit classifier produces a comparable performance, with only marginal improvements observed with the larger model. Leveraging a smaller LLM for classification, in turn, further enhances the efficiency of LAMDAS.

### C.4 Impact of the model type

We investigate the impact of utilizing LLMs pre-trained on datasets from different domains as classifiers. The results presented in Table 8 show that employing code LLMs for data selection within coding domains enhances performance. This improvement can be attributed to the specialized knowledge these pretrained models possess, making them more effective classifiers for tasks in the coding domain.