

# SuMa: A Subspace Mapping Approach for Robust and Effective Concept Erasure in Text-to-Image Diffusion Models

Kien Nguyen<sup>1</sup> Anh Tran<sup>1</sup> Cuong Pham<sup>2,1</sup>

<sup>1</sup>Qualcomm AI Research

<sup>2</sup>Posts and Telecommunications Institute of Technology (PTIT)

{kienn, anhtra, pcuong}@qti.qualcomm.com

## Abstract

*The rapid growth of text-to-image diffusion models has raised concerns about their potential misuse in generating harmful or unauthorized contents. To address these issues, several Concept Erasure methods have been proposed. However, most of them fail to achieve both robustness, i.e., the ability to robustly remove the target concept, and effectiveness, i.e., maintaining image quality. While few recent techniques successfully achieve these goals for NSFW concepts, none could handle narrow concepts such as copyrighted characters or celebrities. Erasing these narrow concepts is critical in addressing copyright and legal concerns. However, erasing them is challenging due to their close distances to non-target neighboring concepts, requiring finer-grained manipulation. In this paper, we introduce Subspace Mapping (SuMa), a novel method specifically designed to achieve both robustness and effectiveness in erasing these narrow concepts. SuMa first derives a target subspace representing the concept to be erased and then neutralizes it by mapping it to a reference subspace that minimizes the distance between the two. This mapping ensures the target concept is robustly erased while preserving image quality. We conduct extensive experiments with SuMa across four tasks: subclass erasure, celebrity erasure, artistic style erasure, and instance erasure and compare the results with current state-of-the-art methods. Our method achieves image quality comparable to approaches focused on effectiveness, while also yielding results that are on par with methods targeting completeness.*

## 1. Introduction

Text-to-image models (T2I) at a large scale have achieved notable success in producing lifelike images [4, 20, 23, 26, 28, 37]. This progress is not only a result of enhanced algorithms and computing resources but also the extensive datasets gathered from the Internet [30]. Unfortunately,

these datasets often contain copyrighted works, artistic creations [14, 31, 32], NSFW content, and personal images, raising ethical and legal concerns [18].

Some publicly available models, like Stable Diffusion (SD) [24], trained on vast web-scraped datasets, can generate inappropriate content, including copyrighted images, offensive material, and deepfakes, raising serious community concerns. To address this, researchers have attempted to filter out such content, resulting in the release of Stable Diffusion 2.0 [25]. However, this version, despite the filtering efforts, delivers lower image quality than its predecessor, with some explicit content still slipping through. Another approach involves post-processing filters, such as NSFW detectors, which flag inappropriate outputs and replace them with blank images. Yet, these safeguards can be easily bypassed once the model is publicly accessible [18].

Recent research has concentrated on fine-tuning text-to-image (T2I) diffusion models to ‘forget’ inappropriate content, giving rise to Concept Erased Models (CEMs) as a practical approach to mitigate such issues. The first generation of these models, which we term Effective Concept Erased Models (E-CEMs), demonstrates success in removing inappropriate content while maintaining image quality comparable to the original outputs [2, 7, 16, 18, 19]. However, recent studies have uncovered significant vulnerabilities in these methods [22, 35, 39]. For instance, Unlearn-Diff [39] identifies combinations of existing tokens within current models capable of reconstructing the target concept, effectively bypassing the erasing mechanism. Additionally, CCE [22] leverages Textual Inversion [6] to derive a new token that regenerates the erased concept. Collectively, these findings suggest that E-CEMs fail to robustly eliminate target concepts from the model’s latent space, leaving them susceptible to regeneration through adversarial techniques.

The second generation, which we call Robust Concept Erased Models (R-CEMs), addresses vulnerabilities revealed by adversarial attacks. Early approaches, like RACE [15], use an iterative framework based on E-CEM, identifying adversarial tokens and erasing them. AdvUnlearn

[38] improves RACE by adding a prior preservation loss to retain model utility. However, while these methods mitigate UnlearnDiff attacks, they struggle against CCE. This is because CCE generates new tokens, while UnlearnDiff relies on existing token combinations, limiting its versatility compared to CCE’s broader search space. We provide a discussion about these two attacking methods in Appendix A. More recent methods, such as STEREO [33], refine this process by identifying and erasing all adversarial tokens detected by CCE simultaneously. While it demonstrates notable success in terms of robustness and resilience against current attack methods, it incurs a significant reduction in image quality. In contrast, DUO [21] first applies an image editing approach to modify inappropriate content, then leverages the Diffusion-DPO framework [36] to assign high scores to appropriate images and low scores to inappropriate ones while also introducing a novel prior preservation loss. This method successfully protects the model from existing attacks while maintaining image quality. However, it is currently limited to erasing NSFW content.

While NSFW content is a common target of concept erasure, narrow concepts are not less important targets. Here, we use the terms “narrow concepts” to refer to fine-grained categories or specific instances within, such as “English Springer”, “Grumpy Cat”, or “Elon Musk”. The ability to erase narrow concepts is critical, as they may involve copyright issues or contribute to the spread of misleading information. While DUO is the only robust and effective concept erasure technique, it struggles to handle narrow concepts. We discuss in more detail the reason in the Appendix A. In short, this method relies on an editing approach to erase concepts. For instance, it edits the “nudity” concept to “dressed in”, where the difference between the two is clear. However, for narrow concepts, such as editing “Grumpy Cat” to “Cat”, it is harder to classify these as distinct classes, requiring a finer-grained method to address.

Given the aforementioned challenges, our paper presents complementary work to DUO [21], focusing on achieving a balance between robust and effective erasure for narrow concepts. We first investigate why adversarial tokens can bypass E-CEMs and analyze how STEREO achieves robustness against such attacks. We then introduce our method, Subspace Mapping Concept Erasure (SuMa). Our approach constructs both a target subspace containing the concept to be erased and a reference subspace that is independent yet close to the target subspace by identifying their basis vectors. We eliminate the target subspace by fine-tuning the model to optimize a novel objective function, aiming to project the basis of the target subspace onto the reference subspace. This method is integrated with E-CEM techniques, making the model robust against adversarial attacks while still preserving image quality. As a result, SuMa achieves image quality on par with E-CEMs in



Figure 1. Illustration of current C-CEMs methods trained to erase *garbage truck* against the CCE Attack. We can see that AdvUnlearn and RACE are still vulnerable to the CCE Attack, while STEREO successfully defends against it, though at the cost of image quality. Our method successfully balances Completeness and Effectiveness, changing *garbage truck* into *Semi-trailer truck*.

terms of *FID* and *CLIP-score*, and an *Attack Success Rate (ASR)* comparable to the state-of-the-art R-CEM method, STEREO. Our main contributions are as follows:

- We analyze why adversarial tokens can bypass E-CEMs and how STEREO remains resilient against these attacks.
- We propose the Subspace Mapping Concept Erasure (SuMa) framework, which balances robustness and effectiveness in erasing narrow concepts. Our framework first constructs a target subspace that captures the concept to be erased and a reference subspace that is distinct yet proximate to the target. We then introduce a novel objective function that removes the target concept by mapping the target subspace onto the reference subspace.
- Extensive experiments across four tasks—object erasure, celebrity erasure, artistic style erasure, and subclass erasure—demonstrate that SuMa offers the best trade-off between completeness and effectiveness. SuMa completely removes the target concept while preserving model utility. To the best of our knowledge, we are the first to achieve these dual objectives for narrow concepts.

## 2. Related Work

### 2.1. Effective Concept Erasure (E-CEMs)

The first generation of the Concept Erasure Models (CEMs) was designed to fine-tune original models to forget inappropriate content, successfully removing unwanted elements while closely maintaining image quality. Concept Ablation (CA) [16] finetunes the model to redirect the target prompt, e.g., “*grumpy cat*”, to be similar as a general term, e.g., “*cat*”, by aligning the noise predictions on these prompts. ESD [7] pushed the noise predictions on the target concept away from the original noise predictions by reversing the direction of conditional guidance [11]. SPM [19] focused on preserving non-target concepts during erasure by applying the CA method with added regularization that maintained noise predictions on the closet concept in the CLIP Embedding Space. MACE [18] proposes a LORA-Finetuning [13] method to erase multiple concepts simultaneously. Despite these advancements, recent adversarial attacks [22, 35, 39] successfully recovered the “erased” concepts, exposing vul-

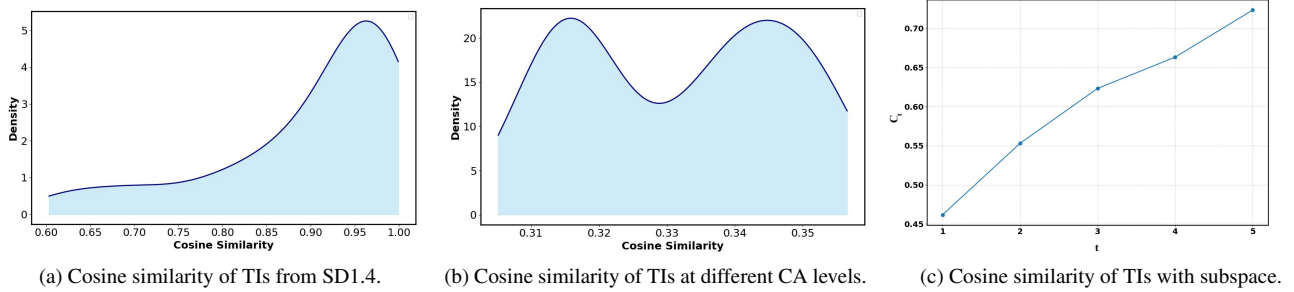


Figure 2. Distribution of cosine similarity scores among TIs in three cases: from the same SD1.4 but different TI training steps, different erasure levels of CA, and between a TI at erasure level  $t + 1$  and the subspace created by the  $t$  previous TIs.

nerabilities in all these methods and indicating a need for further improvements in concept erasure techniques.

## 2.2. Circumventing Concept Erasure

Several methods have been proposed to attack E-CEMs [22, 35, 39]. P4D [5] enhances adversarial prompts by ensuring that noise estimates between pre-trained and concept-erased models are similar. UnlearnDiff [39] is similar to P4D but leverages the classification capabilities of diffusion models, removing the reliance on pre-trained models. Ring-A-Bell [35] creates adversarial prompts by guiding a “safe” prompt toward an “unsafe” one in the text vector space. Among these, CCE [22] is the simplest and most effective, employing Textual Inversion (TI) [6] to derive a new token from the E-CEM, which regenerates the erased concept. Unlike UnlearnDiff, which relies on combinations of existing tokens, CCE searches for a new token in the latent text space, greatly widening its search space. Hence, defending against CCE is far more challenging than against UnlearnDiff.

## 2.3. Robust Concept Erasure (R-CEMs)

Motivated by the need to protect CEMs from adversarial attacks, several methods have emerged as part of the second generation of CEMs [15, 33, 38]. RACE [15] proposes an iterative framework that first identifies adversarial tokens using the UnlearnDiff framework but with faster optimization. It then erases the found tokens using a loss function from ESD, providing protection against UnlearnDiff. However, as shown in Fig. 1, it remains vulnerable to more advanced CCE attacks. AdvUnlearn [38] is similar to RACE, but it introduces a prior preservation loss during the erasing phase to maintain the model’s utility. Still, it is susceptible to CCE attacks, as illustrated in Fig. 1. STEREO [33] successfully defends against all existing attack methods by iteratively identifying all Textual Inversions (TIs) from the concept-erased model, and erasing all of them simultaneously from the original model. However, this method leads to a significant degradation in image quality, resulting in an FID nearly double that of E-CEMs. DUO [21] addresses both robustness and effectiveness by leveraging Diffusion-DPO to assign high scores to concept-edited images and

low scores to inexact ones. It also introduces a novel prior preservation loss to preserve the model’s utility. However, this approach is currently limited to NSFW concepts.

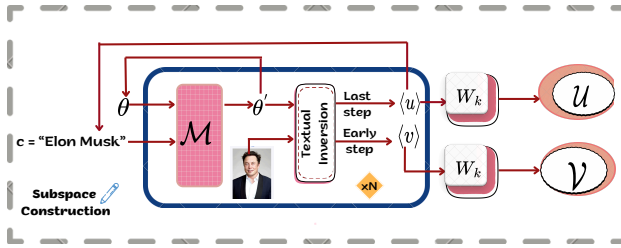
## 3. Method

In this section, we begin by exploring whether E-CEMs, trained to erase a single token, can also erase tokens that differ in form but convey the same concept (Sec. 3.1). This analysis sets the stage for understanding why CCE [22] can attack E-CEMs and why STEREO [33] can robustly erase a target concept. We then discuss how to find effective reference subspaces for erasing narrow concepts (Sec. 3.2), as well as the motivation for this subspace mapping approach, rather than simply pushing the target subspace away. Finally, we present our proposed method, the Subspace Mapping Approach for Concept Erasure (SuMa) (Sec. 3.3).

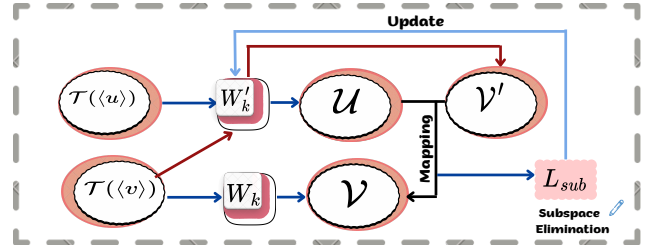
### 3.1. Observations

We conducted a toy experiment using Concept-Ablation (CA) [16] to investigate whether it can erase tokens that differ in form but convey the same underlying concept. We began by applying Textual Inversion (TI) on SD1.4 for 500 steps using five concepts reported in CA [16]. For each concept, we collected learned tokens from steps 300 to 500, denoted as set  $\mathcal{A}$ . At this stage, all tokens in  $\mathcal{A}$  could generate the target concept. We then trained CA to erase one randomly selected token from  $\mathcal{A}$  and observed that the remaining tokens, though differing in form, were also erased.

Next, we calculated the cosine similarity between the erased token and all tokens from  $\mathcal{A}$ , resulting in a distribution shown in Fig. 2a. We noted that the cosine similarity values ranged from 0.6 to 1.00. We proceeded by running TI on the CA-based concept-erased model above. Upon reaching step 300, TI successfully recovered the erased concept. We then computed the cosine similarity between the new TI tokens and all tokens from  $\mathcal{A}$  again and showed the result in Fig. 2b. At this time, the cosine similarity ranged between 0.3 and 0.4, significantly lower than that of the previously erased token. Based on these observations, we hypothesize that we can’t represent the target concept as a single



(a) **Subspace Construction:** Following the STEREO approach, we iteratively remove the Target Concept from model  $\theta$  using method  $\mathcal{M}$ , then run Textual Inversion (TI) and extract the corresponding tokens. At each iteration, we take the token from the final TI step and one from an early step to form the basis of the *Target Subspace* and *Reference Subspace*, respectively.



(b) **Subspace Elimination:** In this stage, our objective is to map the *Target Subspace*  $\mathcal{U}$  onto the *Reference Subspace*  $\mathcal{V}$ , and to maintain the *Reference Subspace* in its fine-tuned state  $\mathcal{V}'$  unchanged. We let  $\mathcal{T}$  represent the Text-encoder and  $L_{sub}$  denote the cost of mapping  $\mathcal{U}$  to  $\mathcal{V}$  and  $\mathcal{V}'$  to  $\mathcal{V}$ . The parameter  $W'_k$  is initialized as  $W_k$  and will be updated during fine-tuning.

Figure 3. Our proposed framework consists of two main stages. The first stage, **Subspace Construction**, is used to build Target Subspace and Reference Subspace. The second stage, **Subspace Elimination**, aims to eliminate the Target Subspace.

token but rather as a subspace; erasing a concept could be viewed as eliminating a subspace, and if the cosine similarity between this subspace and tokens that produce a similar concept exceeds **0.6**, those tokens are erased along with the target subspace.

To verify this hypothesis, we follow the procedure in STEREO [33] by iteratively erasing tokens found by TI using CA. The process is illustrated in Fig. 3a. For each iteration, we collect the token from the final training step of TI. We aggregate tokens over  $n$  iterations, denoted as  $x_1, x_2, \dots, x_n \in \mathbb{R}^d$ , ensuring that each token  $x_i$  for  $i \in [1, n]$  can generate the target concept. We then construct the matrix  $\mathbf{S}_t = [x_1, \dots, x_t] \in \mathbb{R}^{d \times t}$  for  $t \in [1, n-1]$ . Next, we compute the angle between each token  $x_j$  for  $j \in [t+1, n]$  and the column space of  $\mathbf{S}_t$ , denoted by  $c_{tj}$ , using the formula:

$$c_{tj} = \cos \left( x_j, \mathbf{S}_t (\mathbf{S}_t^T \mathbf{S}_t)^{-1} \mathbf{S}_t^T x_j \right), \quad (1)$$

where  $\mathbf{S}_t (\mathbf{S}_t^T \mathbf{S}_t)^{-1} \mathbf{S}_t^T$  is the projection matrix onto the column space of  $\mathbf{S}_t$ . We compute the average value of  $c_{tj}$  for different values of  $j$ , denoted as  $c_t$ , and report them in Fig. 2c. Notably, when  $t \geq 3$ ,  $c_t$  exceeds **0.6**—the threshold we hypothesize is sufficient to cover the target concept. Then, we employ the second stage of STEREO to erase two sets of tokens:  $\mathcal{S}_1 = \{x_1, x_2, x_3\}$  and  $\mathcal{S}_2 = \{x_1, x_2\}$ . We calculated the average Attack Success Rate (ASR) across all concepts, yielding  $\mathcal{S}_1$  at 3.21% and  $\mathcal{S}_2$  at 85.32%. This indicates STEREO effectively defends against CCE when trained to erase  $\mathcal{S}_1$ , but not when only  $\mathcal{S}_2$  is erased. An additional experiment on token similarity’s impact on erasure is detailed in Appendix B.

We found that the adversarial tokens identified by TI encompass those detected by UnlearnDiff. Specifically, we evaluated a model trained to erase  $\mathcal{S}_1$  using UnlearnDiff, which yielded an average *Attack Success Rate* of 1.52%, in-

dicating robustness against UnlearnDiff. To explain this result, we provide an additional justification. Since UnlearnDiff identifies combinations of existing tokens, we leveraged the attention mechanism of the text encoder by using the  $\langle \text{EOT} \rangle$  token to represent the target concept, and applied the same technique to all tokens from  $\mathcal{S}_1$ . After this processing, we computed a cosine similarity of **0.78** between the subspace formed by the  $\langle \text{EOT} \rangle$  token from  $\mathcal{S}_1$  and the one identified by UnlearnDiff, exceeding 0.6 and supporting our observations.

In summary, our analysis explains why STEREO can robustly remove the target concept. By applying TI on the concept-erased model iteratively in at least 3 iterations, it can collect a sufficient set of tokens spanning the target concept space. When erasing these tokens together, it successfully eradicates the model knowledge of the concept.

### 3.2. Reference Subspace Selection for Narrow Concepts

CA [16] and ESD [7] were the first methods proposed for concept erasure, but they present contradictory approaches. CA maps noise conditioned on the target concept to a more general representation, while ESD pushes the target noise as far as possible from the original. Studies [18, 33] show that CA outperforms ESD in terms of image quality. It is because mapping approach offers a clear direction to erase target concepts, whereas pushing approach can inadvertently affect unrelated concepts. The second stage of STEREO [33], also a pushing approach, significantly degrades image quality. With this motivation, our paper proposes a mapping approach that erases tokens by mapping them to nearby non-target concept subspaces, preserving model utility. The key challenge is how to automatically select these reference subspaces. We also provide experimental results for Subspace Pushing, where the target subspace is simply pushed as far as possible from the original one, in Appendix C.



Concept	TI Early Token	Textual Token
<i>R2D2 Robot</i>	0.64	1.23
<i>Garbage Truck</i>	1.05	1.28
<i>Grumpy Cat</i>	0.98	1.22
<i>English Springer Dog</i>	0.72	0.96

Table 1. The Euclid distance of the target token to the tokens from early TI training steps and the textual one.

We observe that constructing the reference subspace using tokens from the early training steps of TI is effective for narrow concepts, as early tokens typically converge to more general forms (e.g., grumpy cat to cat, or R2D2 robot to robot; see Section 4.3 for details). Moreover, these tokens are closer to the target token learned from TI because they align along the same gradient direction. To validate this, we compare the Euclidean distance between the target token and early TI training tokens, as well as the target token and the textual token, as shown in Table 1. The results indicate that while early tokens may represent concepts similar to the textual token, their distance from the target token is much smaller. This suggests that mapping the target token to an earlier token minimizes weight modifications, thereby better preserving the model’s utility.

### 3.3. Proposed Method

Our framework, *SuMa*, consists of two stages, as illustrated in Fig. 3. The first stage, termed **Subspace Construction**, aims to identify Textual Inversion tokens to establish both sets of Target Subspace  $\{\mathcal{U}^i\}$  and Reference Subspace  $\{\mathcal{V}^i\}$ . Here,  $\mathcal{U}^i$  represents  $i$ -th subspace (corresponding to  $i$ -th Unet layer) of the concept to be erased, while  $\mathcal{V}^i$  is  $i$ -th the subspace into which we intend to map our  $i$ -th target subspace. In the second stage, **Subspace Elimination**, we refine the to- $K$  and to- $V$  weights of the Cross-Attention Layer in U-Net, denoted as  $W_k$  and  $W_v$ , allowing us to project the basis of  $\mathcal{U}^i$  onto  $\mathcal{V}^i$ . Due to the identical functionality of  $W_k$  and  $W_v$  in our work, we denote both as  $W_k$  for simplicity and readability.

**Subspace Construction.** Starting with the original model, denoted as  $\theta$ , and a concept to be removed,  $c$ , we apply a Concept Ablation ( $\mathcal{M}$ ) to eliminate  $c$  from  $\theta$ , resulting in a modified model  $\theta'$ . This process is repeated over  $l$  steps. At  $j$ -th iteration, we apply Textual Inversion (TI) for the concept to be erased from  $\theta'$ , yielding two tokens: one from the final step of TI training, denoted as  $\langle u \rangle_j$ , and another from an earlier step, denoted as  $\langle v \rangle_j$ . Subsequently, we construct prompts in the formats “A photo of  $\langle u \rangle_j$ ” and “A photo of  $\langle v \rangle_j$ ”, which are then passed through the Text Encoder  $\mathcal{T}$  to extract embeddings for the tokens  $\langle u \rangle_j$  and  $\langle v \rangle_j$ . We then apply the transformation  $W_k^i$ , where  $i$  represent  $i$ -th layer in Unet, to these extracted embeddings, treating the outputs as  $\langle u' \rangle_j^i$  and  $\langle v' \rangle_j^i$  as basis vectors for the subspaces  $\mathcal{U}^i$  and  $\mathcal{V}^i$

respectively. Formally, this process is defined as follows:

$$\begin{aligned}\langle u' \rangle_j^i &= W_k^i \mathcal{T}(p + \langle u \rangle_j), \\ \langle v' \rangle_j^i &= W_k^i \mathcal{T}(p + \langle v \rangle_j),\end{aligned}\quad (2)$$

where  $p$  represents the prompt template. Finally, we fine-tune  $\theta'$  using  $\mathcal{M}$  to remove  $\langle u \rangle_j$ , resulting in an updated model  $\theta'$  at the end of each iteration (Fig. 3a).

**Subspace Elimination.** Fig. 3b illustrates this process. After constructing sets of the subspaces  $\{\mathcal{U}^i\}_{i=1}^M$  and  $\{\mathcal{V}^i\}_{i=1}^M$ , with  $M$  is number of layer in Unet, our goal is to eliminate all  $\mathcal{U}^i$  by fine-tuning  $W_k$  so that the basis vectors of  $\mathcal{U}^i$  are projected onto  $\mathcal{V}^i$ . To construct the projection matrix onto  $\mathcal{V}^i$ , we first define the matrix  $\mathbf{V}^i = [\langle v' \rangle_1^i, \langle v' \rangle_2^i, \dots, \langle v' \rangle_l^i] \in \mathbb{R}^{d \times l}$ , with  $d$  is the dimension of token embedding vector, and the projection matrix  $\mathbf{P}_{\mathbf{V}^i}$  can then be formulated as:

$$\mathbf{P}_{\mathbf{V}^i} = \mathbf{V}^i \left( (\mathbf{V}^i)^T \mathbf{V}^i \right)^{-1} (\mathbf{V}^i)^T \quad (3)$$

We define  $L_{proj}$  as the objective to project all basis of  $\mathcal{U}^i$  onto  $\mathcal{V}^i$  by following formula:

$$L_{proj} = \sum_{i=1}^M \sum_{j=1}^l \left\| W_k^i \mathcal{T}(p + \langle u \rangle_j) - \mathbf{P}_{\mathbf{V}^i} W_k^i \mathcal{T}(p + \langle u \rangle_j) \right\|_2^2 \quad (4)$$

As per [3], we add a regularization term to keep the *Reference Subspace*  $\mathcal{V}^i$  unchanged during fine-tuning:

$$L_{reg} = \sum_{i=1}^M \sum_{j=1}^l \left\| W_k^i \mathcal{T}(p + \langle v \rangle_j) - \mathbf{P}_{\mathbf{V}^i} W_k^i \mathcal{T}(p + \langle v \rangle_j) \right\|_2^2 \quad (5)$$

The objective function for subspace mapping,  $L_{sub}$ , is then defined as the weighted sum of these two terms:


$$L_{sub} = L_{proj} + \lambda_{reg} L_{reg}, \quad (6)$$

where  $\lambda_{reg}$  is a hyperparameter (default 1). If we use  $L_{sub}$  to fine-tune  $\theta$  to obtain  $\theta'$  and use CCE to find a new target token, this token still generates the target concept when conditioned on  $\theta'$ , but not on  $\theta$  (see Appendix D). We assume modifying only the cross-attention layer is effective for erasing a token, as in [18], but affects the SDE trajectory when erasing multiple tokens. To mitigate this, we use the CA loss function and discuss our choice in Section 4.3. In short, their objective is:

$$L_{CA} = \mathbb{E}_{z_t, c, t} \left[ \left\| \Phi'(z_t, \mathcal{T}(p + c'), t) - \Phi(z_t, \mathcal{T}(p + c), t) \right\|_2^2 \right] \quad (7)$$

where  $\Phi'$  is the model to learn,  $\Phi$  is pretrained,  $\mathcal{T}$  is Text-Encoder,  $p$  is prompt template,  $c$  is target concept, and  $c'$  is its general term (e.g., *grumpy cat* vs. *cat*). Our objective is:

$$W_k^* = \underset{W_k}{\operatorname{argmin}} (L_{\text{final}}) = \underset{W_k}{\operatorname{argmin}} (L_{CA} + L_{sub}). \quad (8)$$



(a) **Qualitative Comparison across 6 methods for the CCE attack.** Both E-CEM methods, CA and MACE, are vulnerable to the CCE attack. STEREO’s erasure is too aggressive, leaving only Van Gogh-style elements, with this concept being easier to erase. Our method defends against CCE by mapping the target concept to its reference concept.

(b) **Qualitative Comparison across 6 methods for image generation.** CA struggles with “English Springer” and “Elon Musk.” MACE performs well, preserving image quality. RACE shows slight degradation, and STEREO significantly reduces quality. Our method strikes a balance between E-CEMs and C-CEMs in terms of quality.

Figure 4. **Qualitative Results.** We present qualitative results comparing five methods against the CCE attack and textual erasure.

## 4. Experiments

### 4.1. Experimental Setting

**Dataset.** We evaluate SuMa across four tasks: subclass erasure, celebrity erasure, artistic style erasure, and instance erasure. For *subclass erasure*, we focus on a subset of ImageNet [12] known for its distinctive features. Three subclasses are selected for the test, including *English Springer Dog*, *Garbage Truck*, and *Golf Ball*. For *celebrity erasure*, we select 3 celebrities in the Celebrity-1000 dataset [34], including *David Beckham*, *Elon Musk*, and *Adam Lambert*. For *artistic style erasure*, following the approach in [7, 15, 33], we focus on the style of *Van Gogh*, which is both famous and straightforward to verify in outputs. For instance erasure, we conduct experiments on three copyrighted concepts: *Grumpy Cat*, *Mickey Mouse*, and the *R2D2 robot*. Note that our method is specifically designed to address the problem with narrow concepts, so it does not work as well for NSFW concepts. However, as mentioned earlier, our work is complementary to DUO, so it can be easily integrated with this method to completely erase all kinds of concepts, demonstrated in the Appendix E.

**Baseline.** We compare SuMa with four baselines: two E-CEMs (CA [16] and MACE [18]) and four C-CEMs (RACE [15], AdvUnlearn (AU) [38], STEREO [33], DUO [21]). For CA, MACE, RACE, and AU, we use their public code and recommended settings to erase concepts. For STEREO and DUO, we re-implement their methods using paper recommendations and verify consistency with reported results.

**Circumventing Methods.** We evaluate the robustness of our method under CCE [22] and UnlearnDiff (UD) [39]. For CCE, we use a different set of images from the **Subspace Construction** stage to ensure the model didn’t overfit to this image set. For both attack methods, we use publicly available code to generate adversarial prompts.

**Evaluation Metrics.** First, to measure *effectiveness*, for each erased model, we generate 5,000 images using prompts from the MS-COCO validation set. We then evaluate the model quality when generating such non-target prompts using CLIP scores (higher is better) and FID scores (lower is better). To measure *completeness*, in the CCE attack, for each erased model, we execute the circumventing method to acquire the adversarial token  $c_{adv}$ . We then generate 200 images using a template prompt: “A photo of a  $\{c_{adv}\}$ .” For style erasure, we use the template “A painting in the style of  $\{c_{adv}\}$ ”. In the UD attack, we execute its code on our erased model to get the adversarial prompt and pass the prompt to the erased model. We report the attack success rate (ASR), where a lower score indicates better performance, following the method in [15, 33]. For subclass erasure tasks, we utilize **ResNet-50** [10], pretrained on **ImageNet** [27], to measure ASR. For celebrity detection, we use the **GIPHY Celebrity Detector (GCD)** [9] as the classifier. To evaluate artistic style, we follow the approach in [15] by fine-tuning a **ViT-based** model [1] on the **WikiArt** dataset [29]. Finally, for instance detection, due to the lack of pretrained models or datasets, we use **LLAVA-7B** [17] with a template prompt: “Does this image contain  $\{object\}$ ? Answer Yes or No.” for evaluation.

**Implementation Details.** We use SD1.4 and SD1.5 as the pretrained model. In all experiments, we fine-tune all cross-attention layers. In the **Subspace Construction** stage, we use the same setting as CA [16] for concept erasure. Training TI is set for 500 steps, with the early step to get token  $\langle v \rangle$  set to 50, the initial token is *toy*, with Adam optimization with learning rate, is  $2e-6$ . For the **Subspace Elimination** stage, we fine-tune most objects for 500 steps, except for subclass objects, which require 750 steps to ensure model safety. We use the Adam optimizer with a learning rate of  $2e-5$ . All experiments are done on 2 NVIDIA A100 GPUs.

Method	CCE ↓	UD ↓	FID ↓	CLIP ↑
Subclass				
SD [24]	0.84 / 0.83	0.74 / 0.76	17.04 / 16.95	0.33 / 0.32
CA [16]	0.78 / 0.75	0.67 / 0.62	19.28 / 19.26	0.32 / 0.32
MACE [18]	0.86 / 0.84	0.73 / 0.68	17.15 / 16.98	0.29 / 0.31
RACE [15]	0.74 / 0.73	0.17 / 0.18	26.34 / 26.22	0.27 / 0.28
AdvUnlearn [38]	0.76 / 0.74	0.18 / 0.16	18.47 / 18.39	0.30 / 0.31
DUO [21]	0.65 / 0.63	0.62 / 0.65	17.09 / 16.99	0.29 / 0.30
STEREO [33]	0.05 / 0.03	0.05 / 0.04	27.33 / 27.20	0.30 / 0.28
Ours	0.12 / 0.10	0.08 / 0.06	18.33 / 18.15	0.31 / 0.30
Identity				
SD [24]	0.91 / 0.90	0.86 / 0.84	17.04 / 16.95	0.33 / 0.32
CA [16]	0.87 / 0.89	0.79 / 0.76	18.21 / 18.27	0.31 / 0.30
MACE [18]	0.89 / 0.87	0.65 / 0.63	16.74 / 16.69	0.29 / 0.28
RACE [15]	0.78 / 0.79	0.47 / 0.46	24.32 / 24.17	0.27 / 0.29
AdvUnlearn [38]	0.77 / 0.69	0.52 / 0.53	17.53 / 17.69	0.31 / 0.31
DUO [21]	0.73 / 0.71	0.67 / 0.73	17.32 / 17.11	0.29 / 0.30
STEREO [33]	0.02 / 0.01	0.03 / 0.01	26.33 / 26.15	0.29 / 0.28
Ours	0.09 / 0.07	0.18 / 0.14	17.94 / 17.89	0.31 / 0.29
Artistic				
SD [24]	0.86 / 0.83	0.82 / 0.85	17.04 / 16.95	0.33 / 0.32
CA [16]	0.79 / 0.78	0.74 / 0.76	18.02 / 17.85	0.34 / 0.31
MACE [18]	0.84 / 0.82	0.79 / 0.83	16.57 / 16.58	0.32 / 0.33
RACE [15]	0.82 / 0.79	0.06 / 0.04	21.32 / 21.10	0.30 / 0.31
AdvUnlearn [38]	0.83 / 0.76	0.03 / 0.05	17.73 / 17.60	0.32 / 0.33
DUO [21]	0.74 / 0.72	0.67 / 0.73	17.74 / 17.89	0.30 / 0.31
STEREO [33]	0.00 / 0.02	0.00 / 0.01	28.04 / 27.90	0.30 / 0.31
Ours	0.05 / 0.04	0.07 / 0.05	17.18 / 17.21	0.33 / 0.31
Instance				
SD [24]	0.97 / 0.94	0.94 / 0.93	17.04 / 16.95	0.33 / 0.32
CA [16]	0.97 / 0.93	0.92 / 0.89	18.43 / 18.30	0.30 / 0.31
MACE [18]	0.97 / 0.92	0.93 / 0.89	16.93 / 16.80	0.30 / 0.31
RACE [15]	0.95 / 0.92	0.06 / 0.07	24.32 / 24.15	0.28 / 0.29
AdvUnlearn [38]	0.95 / 0.93	0.03 / 0.04	18.37 / 18.20	0.32 / 0.33
DUO [21]	0.92 / 0.91	0.89 / 0.87	18.31 / 18.92	0.30 / 0.31
STEREO [33]	0.03 / 0.02	0.05 / 0.03	27.04 / 26.90	0.31 / 0.32
Ours	0.17 / 0.15	0.19 / 0.16	22.34 / 22.20	0.29 / 0.30

Table 2. **Evaluation of Erasing across 4 Categories.** We average the results of all target concepts in each category across three metrics and compare our framework, SuMa, with state-of-the-art methods. For ASRs, successful attacks ( $ASR \geq 20\%$ ) are in **red**, and defeated attacks ( $ASR < 20\%$ ) in **green**. The data in each cell show the result of erasing a concept from pretrained SD1.4 / SD1.5.

Reference Subspace	Subclass			Identity			Artistic			Instance		
	ASR ↓	FID ↓	CLIP ↑	ASR ↓	FID ↓	CLIP ↑	ASR ↓	FID ↓	CLIP ↑	ASR ↓	FID ↓	CLIP ↑
Step-30	0.09	19.11	0.30	0.08	18.34	0.29	0.05	18.82	0.31	0.17	23.96	0.27
Step-50	0.12	18.33	0.31	0.09	17.94	0.31	0.05	17.18	0.33	0.17	22.34	0.29
Step-70	0.56	17.32	0.33	0.67	17.92	0.32	0.37	17.05	0.33	0.83	17.74	0.32
General Term	0.18	18.27	0.32	0.17	18.02	0.32	0.11	18.21	0.33	0.15	23.34	0.27

Table 3. **Ablation Study for the selection of Reference subspace.**




Figure 5. Visualization of Textual Inversion tokens at different numbers of TI training steps.

## 4.2. Results

**Quantitative Results.** We average each metric from Section 4.1 for each category and report the results in Table 2. For all baselines, we ensure the erased model works

well for erasing the textual prompt, and we report results for this trivial task in the Appendix F. For **completeness** evaluation, our method achieves an ASR score below 0.2 for all categories under both CCE and UD attacks. Compared to **STEREO**, our method has a slightly higher ASR score (0.02 to 0.14 higher), but within an acceptable range. **RACE** and **AdvUnlearn** show safety against the UD attack in the Subclass, Artistic, and Instance categories but fail under Identity. This is due to the subtle facial features of human identity, which make this category more fine-grained and challenging. However, both fail under the CCE attack, showing that protecting the model against CCE is harder than UD. The main reason is that **RACE** and **AdvUnlearn** erase adversarial tokens based on **UnlearnDiff**, but these tokens don't fully represent the target concept, protecting against UD but not CCE. **DUO** works well for NSFW concepts (results in Appendix E) but fails for narrow concepts. For **effectiveness**, although **STEREO** performs well under both CCE and UD, image quality is significantly affected, resulting in an FID score roughly double that of other **E-CEMs**, making it less effective. Our method, while not achieving a perfect ASR, achieves an FID score comparable



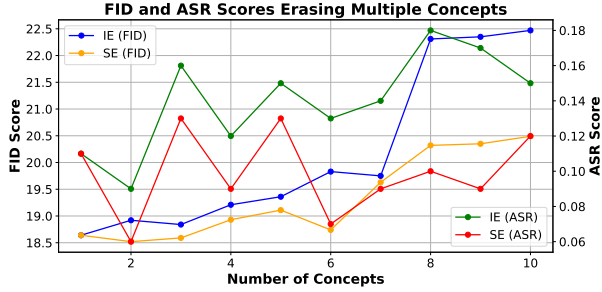


Figure 6. Multiple Concept Erasure Result.

Regulization	Subclass	Identity	Artistic	Instance
✗	ASR: 0.09	ASR: 0.06	ASR: 0.05	ASR: 0.15
	FID: 19.21	FID: 20.31	FID: 19.32	FID: 24.57
	CLIP: 0.29	CLIP: 0.29	CLIP: 0.30	CLIP: 0.26
✓	ASR: 0.12	ASR: 0.09	ASR: 0.05	ASR: 0.17
	FID: 18.33	FID: 17.94	FID: 17.18	FID: 22.34
	CLIP: 0.31	CLIP: 0.31	CLIP: 0.33	CLIP: 0.29

Table 4. Ablation Study for the need of Subspace Regulization.

Entity	FID ↓	CCE ↓	UD ↓
English Springer	20.12 / 18.14	0.12 / 0.47	0.07 / 0.34
Van Gogh	20.16 / 17.54	0.07 / 0.52	0.04 / 0.46
Elon Musk	20.15 / 18.22	0.07 / 0.49	0.05 / 0.57
Grumpy Cat	24.57 / 20.32	0.18 / 0.54	0.14 / 0.46

Table 5. Ablation Study for the base method (ESD / UCE).

to other **E-CEMs** in the Subclass, Artistic, and Identity categories, outperforming **CA** with an **FID** around 0.85 lower. We found that Instance category is harder to be erased, so we fine-tuned it for 750 steps, resulting in a higher **FID** compared to the others, fine-tuned for 500 steps.

**Qualitative Results** are provided in Fig. 4. Fig. 4a shows results of these models against the CCE attack, and we include qualitative results for UD in the Appendix J. **CA**, **MACE**, **RACE**, and **AdvUnlearn** are highly vulnerable to this attack. **STEREO** completely removes these concepts, but at the cost of image quality (6<sup>th</sup> column in Fig. 4b). Our method successfully converts “Springer Dog” to “Dog,” “Elon Musk” to a general person, and “Grumpy Cat” to “Cat toy,” while maintaining image quality comparable to other **E-CEM** methods (last column in Fig. 4b).

**Multiple Concepts Erasure.** We provide results for erasing multiple concepts in Fig. 6. We test the ASR with the **CCE** attack and evaluate two settings: Iterative Erase (**IE**) and Simultaneous Erase (**SE**). **IE** means we fine-tune the weights after erasing one concept to erase others. **SE** sums all  $L_{sub}$  to erase all concepts in one fine-tuning, with 1000 steps fine-tuning for this experiment. In both settings, our method defends against **CCE** and maintains model utility. With **SE**, we achieve better FID scores, as summing  $L_{sub}$  preserves a broader range of knowledge from  $L_{reg}$ .

### 4.3. Ablation Studies

**Effect of selecting the Reference Subspace.** We present results for four ways of constructing the *Reference Subspace*, including TI tokens from Steps 30, 50, 70 of TI training, and the concept’s general term, as shown in Table 3. Visualizations of each token are in Fig. 5. At Step 30, the token is far from the target, with little relevant information. At Step 50, the token shares features with the target but is not an exact match, enabling minimal transformation. At Step 70, the token is close to the target, making full erasure difficult. These observations align with Table 3, where Step 50 balances ASR, FID, and CLIP scores, while Step 30 improves ASR but slightly reduces image quality. Step 70 shows results similar to **CA**, indicating SuMa’s inefficacy when the *Reference Subspace* and *Target Subspace* are too close.

**Effect of choosing the base method.** As noted in Section 3.3, we adopt **CA** loss for our method. Results using **ESD** [7] and **UCE** [8] as base methods are shown in Table 5. While **ESD** resembles **CA**, it uses a pushing strategy, whereas **CA** employs a mapping strategy. **UCE** erases concepts by altering the cross-attention map. Our experiments show that modifying only the attention layer causes the token learned by **CCE** to express the target concept only under the erased model as shown in Appendix D. **ESD** provides some defense but increases FID moderately, while **UCE** fails to defend. We conclude that modifying the model’s noise prediction is more effective, as it redirects the target concept’s trajectory toward another in the original model. The mapping approach is also favored over the pushing one, as discussed in Section 3.2 and supported by our results.

**Effect of adding Subspace Regularization.** We present the effect of adding Subspace Regularization and report the results in Table 4. We observe that without regularization, our method performs slightly better against the **CCE** attack, with an average 2% reduction in attack rate, but at the cost of a gradual increase in the FID score. This phenomenon was studied in [3], where it was shown that the concept closest to the target is the most affected. Therefore, we conclude that adding Subspace Regularization loss is necessary to maintain the model’s effectiveness.

## 5. Conclusion and Limitations

In this paper, we introduced SuMa, a method that robustly and effectively erases narrow concepts in Text-to-Image Diffusion models. SuMa constructs a *Target Subspace* for the concept to be erased and maps it to a *Reference Subspace*. Experimental results show our method is the first to meet these dual objectives for narrow concepts. A key limitation is its time cost, as it may require many iterations to construct both subspaces. Future work will aim to accelerate this process and improve target concept representation.



## References

- [1] Dosovitskiy Alexey. An image is worth 16x16 words: Transformers for image recognition at scale. *arXiv preprint arXiv:2010.11929*, 2020. 6
- [2] Anh Bui, Khanh Doan, Trung Le, Paul Montague, Tamas Abraham, and Dinh Phung. Removing undesirable concepts in text-to-image generative models with learnable prompts. *arXiv preprint arXiv:2403.12326*, 2024. 1
- [3] Anh Bui, Long Vuong, Khanh Doan, Trung Le, Paul Montague, Tamas Abraham, and Dinh Phung. Erasing undesirable concepts in diffusion models with adversarial preservation. *arXiv preprint arXiv:2410.15618*, 2024. 5, 8
- [4] Huiwen Chang, Han Zhang, Jarred Barber, AJ Maschinot, José Lezama, Lu Jiang, Ming-Hsuan Yang, Kevin Murphy, William T Freeman, Michael Rubinstein, et al. Muse: Text-to-image generation via masked generative transformers. In *Proceedings of the 40th International Conference on Machine Learning*, pages 4055–4075, 2023. 1
- [5] Zhi-Yi Chin, Chieh-Ming Jiang, Ching-Chun Huang, Pin-Yu Chen, and Wei-Chen Chiu. Prompting4debugging: Red-teaming text-to-image diffusion models by finding problematic prompts. *arXiv preprint arXiv:2309.06135*, 2023. 3
- [6] Rinon Gal, Yuval Alaluf, Yuval Atzmon, Or Patashnik, Amit H Bermano, Gal Chechik, and Daniel Cohen-Or. An image is worth one word: Personalizing text-to-image generation using textual inversion. *arXiv preprint arXiv:2208.01618*, 2022. 1, 3
- [7] Rohit Gandikota, Joanna Materzynska, Jaden Fiotto-Kaufman, and David Bau. Erasing concepts from diffusion models. In *Proceedings of the IEEE/CVF International Conference on Computer Vision*, pages 2426–2436, 2023. 1, 2, 4, 6, 8
- [8] Rohit Gandikota, Hadas Orgad, Yonatan Belinkov, Joanna Materzynska, and David Bau. Unified concept editing in diffusion models. In *Proceedings of the IEEE/CVF Winter Conference on Applications of Computer Vision*, pages 5111–5120, 2024. 8
- [9] Nick Hasty, Ihor Kroosh, Dmitry Voitek, and Dmytro Koruban. Giphy celebrity detector, 2022. 6
- [10] Kaiming He, Xiangyu Zhang, Shaoqing Ren, and Jian Sun. Deep residual learning for image recognition. In *Proceedings of the IEEE conference on computer vision and pattern recognition*, pages 770–778, 2016. 6
- [11] Jonathan Ho and Tim Salimans. Classifier-free diffusion guidance. *arXiv preprint arXiv:2207.12598*, 2022. 2
- [12] Jeremy Howard and Sylvain Gugger. Fastai: a layered api for deep learning. *Information*, 11(2):108, 2020. 6
- [13] Edward J Hu, Yelong Shen, Phillip Wallis, Zeyuan Allen-Zhu, Yuanzhi Li, Shean Wang, Lu Wang, and Weizhu Chen. Lora: Low-rank adaptation of large language models. *arXiv preprint arXiv:2106.09685*, 2021. 2
- [14] Harry H Jiang, Lauren Brown, Jessica Cheng, Mehtab Khan, Abhishek Gupta, Deja Workman, Alex Hanna, Johnathan Flowers, and Timnit Gebru. Ai art and its impact on artists. In *Proceedings of the 2023 AAAI/ACM Conference on AI, Ethics, and Society*, pages 363–374, 2023. 1
- [15] Changhoon Kim, Kyle Min, and Yezhou Yang. Race: Robust adversarial concept erasure for secure text-to-image diffusion model. *arXiv preprint arXiv:2405.16341*, 2024. 1, 3, 6, 7, 4, 5
- [16] Nupur Kumari, Bingliang Zhang, Sheng-Yu Wang, Eli Shechtman, Richard Zhang, and Jun-Yan Zhu. Ablating concepts in text-to-image diffusion models. In *Proceedings of the IEEE/CVF International Conference on Computer Vision*, pages 22691–22702, 2023. 1, 2, 3, 4, 6, 7, 5
- [17] Haotian Liu, Chunyuan Li, Qingyang Wu, and Yong Jae Lee. Visual instruction tuning. *Advances in neural information processing systems*, 36, 2024. 6
- [18] Shilin Lu, Zilan Wang, Leyang Li, Yanzhu Liu, and Adams Wai-Kin Kong. Mace: Mass concept erasure in diffusion models. In *Proceedings of the IEEE/CVF Conference on Computer Vision and Pattern Recognition*, pages 6430–6440, 2024. 1, 2, 4, 5, 6, 7
- [19] Mengyao Lyu, Yuhong Yang, Haiwen Hong, Hui Chen, Xuan Jin, Yuan He, Hui Xue, Jungong Han, and Guiguang Ding. One-dimensional adapter to rule them all: Concepts diffusion models and erasing applications. In *Proceedings of the IEEE/CVF Conference on Computer Vision and Pattern Recognition*, pages 7559–7568, 2024. 1, 2
- [20] Alexander Quinn Nichol, Prafulla Dhariwal, Aditya Ramesh, Pranav Shyam, Pamela Mishkin, Bob McGrew, Ilya Sutskever, and Mark Chen. Glide: Towards photorealistic image generation and editing with text-guided diffusion models. In *International Conference on Machine Learning*, pages 16784–16804. PMLR, 2022. 1
- [21] Yong-Hyun Park, Sangdoo Yun, Jin-Hwa Kim, Junho Kim, Geonhui Jang, Yonghyun Jeong, Junghyo Jo, and Gayoung Lee. Direct unlearning optimization for robust and safe text-to-image models. In *The Thirty-eighth Annual Conference on Neural Information Processing Systems*, 2024. 2, 3, 6, 7, 4, 5
- [22] Minh Pham, Kelly O Marshall, Niv Cohen, Govind Mittal, and Chinmay Hegde. Circumventing concept erasure methods for text-to-image generative models. In *The Twelfth International Conference on Learning Representations*, 2023. 1, 2, 3, 6
- [23] Aditya Ramesh, Prafulla Dhariwal, Alex Nichol, Casey Chu, and Mark Chen. Hierarchical text-conditional image generation with clip latents. *arXiv preprint arXiv:2204.06125*, 1 (2):3, 2022. 1
- [24] Robin Rombach. Stable diffusion v1-4 model card., 2022. 1, 7, 4, 5
- [25] Robin Rombach. Stable diffusion 2.0 release., 2022. 1
- [26] Robin Rombach, Andreas Blattmann, Dominik Lorenz, Patrick Esser, and Björn Ommer. High-resolution image synthesis with latent diffusion models. In *Proceedings of the IEEE/CVF conference on computer vision and pattern recognition*, pages 10684–10695, 2022. 1
- [27] Olga Russakovsky, Jia Deng, Hao Su, Jonathan Krause, Sanjeev Satheesh, Sean Ma, Zhiheng Huang, Andrej Karpathy, Aditya Khosla, Michael Bernstein, et al. Imagenet large scale visual recognition challenge. *International journal of computer vision*, 115:211–252, 2015. 6

- [28] Chitwan Saharia, William Chan, Saurabh Saxena, Lala Li, Jay Whang, Emily L Denton, Kamyar Ghasemipour, Raphael Gontijo Lopes, Burcu Karagol Ayan, Tim Salimans, et al. Photorealistic text-to-image diffusion models with deep language understanding. *Advances in neural information processing systems*, 35:36479–36494, 2022. [1](#)
- [29] Babak Saleh and Ahmed Elgammal. Large-scale classification of fine-art paintings: Learning the right metric on the right feature. arxiv 2015. *arXiv preprint arXiv:1505.00855*, 2015. [6](#)
- [30] Christoph Schuhmann, Romain Beaumont, Richard Vencu, Cade Gordon, Ross Wightman, Mehdi Cherti, Theo Coombes, Aarush Katta, Clayton Mullis, Mitchell Wortsman, et al. Laion-5b: An open large-scale dataset for training next generation image-text models. *Advances in Neural Information Processing Systems*, 35:25278–25294, 2022. [1](#)
- [31] Shawn Shan, Jenna Cryan, Emily Wenger, Haitao Zheng, Rana Hanocka, and Ben Y Zhao. Glaze: Protecting artists from style mimicry by {Text-to-Image} models. In *32nd USENIX Security Symposium (USENIX Security 23)*, pages 2187–2204, 2023. [1](#)
- [32] Gowthami Somepalli, Vasu Singla, Micah Goldblum, Jonas Geiping, and Tom Goldstein. Diffusion art or digital forgery? investigating data replication in diffusion models. In *Proceedings of the IEEE/CVF Conference on Computer Vision and Pattern Recognition*, pages 6048–6058, 2023. [1](#)
- [33] Koushik Srivatsan, Fahad Shamshad, Muzammal Naseer, Vishal M Patel, and Karthik Nandakumar. Stereo: A two-stage framework for adversarially robust concept erasing from text-to-image diffusion models. In *Proceedings of the Computer Vision and Pattern Recognition Conference*, pages 23765–23774, 2025. [2](#), [3](#), [4](#), [6](#), [7](#), [5](#)
- [34] Tonyassi. Celebrity-1000 datasets, 2022. [6](#)
- [35] Yu-Lin Tsai, Chia-Yi Hsu, Chulin Xie, Chih-Hsun Lin, Jia-You Chen, Bo Li, Pin-Yu Chen, Chia-Mu Yu, and Chun-Ying Huang. Ring-a-bell! how reliable are concept removal methods for diffusion models? *arXiv preprint arXiv:2310.10012*, 2023. [1](#), [2](#), [3](#)
- [36] Bram Wallace, Meihua Dang, Rafael Rafailov, Linqi Zhou, Aaron Lou, Senthil Purushwalkam, Stefano Ermon, Caiming Xiong, Shafiq Joty, and Nikhil Naik. Diffusion model alignment using direct preference optimization. In *Proceedings of the IEEE/CVF Conference on Computer Vision and Pattern Recognition*, pages 8228–8238, 2024. [2](#)
- [37] Jiahui Yu, Yuanzhong Xu, Jing Yu Koh, Thang Luong, Gunjan Baid, Zirui Wang, Vijay Vasudevan, Alexander Ku, Yinfei Yang, Burcu Karagol Ayan, et al. Scaling autoregressive models for content-rich text-to-image generation. *Transactions on Machine Learning Research*, 2021. [1](#)
- [38] Yimeng Zhang, Xin Chen, Jinghan Jia, Yihua Zhang, Chongyu Fan, Jiancheng Liu, Mingyi Hong, Ke Ding, and Sijia Liu. Defensive unlearning with adversarial training for robust concept erasure in diffusion models. *arXiv preprint arXiv:2405.15234*, 2024. [2](#), [3](#), [6](#), [7](#), [4](#), [5](#)
- [39] Yimeng Zhang, Jinghan Jia, Xin Chen, Aochuan Chen, Yihua Zhang, Jiancheng Liu, Ke Ding, and Sijia Liu. To generate or not? safety-driven unlearned diffusion models are still easy to generate unsafe images... for now. In *European Conference on Computer Vision*, pages 385–403. Springer, 2025. [1](#), [2](#), [3](#), [6](#)

# SuMa: A Subspace Mapping Approach for Robust and Effective Concept Erasure in Text-to-Image Diffusion Models

## Supplementary Material




Figure 7. Cross Attention Map Visualization of NSFW concepts and narrow concepts.




Figure 8. Output of DUO method after erase Grumpy Cat.

### A. Related Work Discussion

**Circumventing Methods.** Although CCE and UnlearnDiff (UD) optimize the following objective function:

$$c = \arg \min_c \mathbb{E}_{z_t, \epsilon, t} [\|\epsilon - \Phi(z_t, \mathcal{T}(c), t)\|_2^2], \quad (9)$$

the way they find the final token is different. CCE directly uses the latent token found by optimizing this formula as the final token, whereas UD requires a more complicated

process because they want to construct a readable adversarial prompt. They first start with  $\mathbf{X} \in \mathbb{R}^{k \times L}$ , where  $k$  is the number of tokens we expect to construct the prompt,  $L$  is the length of the vocabulary, and this matrix is a right stochastic matrix. Next, they take the argmax over the columns of  $\mathbf{X}$  and construct a one-hot matrix  $\mathbf{Y} \in \mathbb{R}^{k \times L}$ . These operations are made differentiable. Then, they construct the prompt  $c = \mathbf{Y} \times \mathbf{Z}$ , where  $\mathbf{Z} \in \mathbb{R}^{L \times d}$  is the token embedding weight matrix, and  $d$  is the token embedding dimension. During the optimization process, they update  $\mathbf{X}$  using Projected Gradient Descent to ensure that  $\mathbf{X}$  remains a right stochastic matrix. We can clearly see that this process is much more complicated than CCE and the search space is narrower than CCE because they need to ensure that  $\mathbf{X}$  remains a right stochastic matrix. This is the main reason why many works have successfully protected the model against UD, but only a few, such as STEREO, DUO, and ours, have successfully protected the model against CCE.

**Direct Unlearning Optimization (DUO).** DUO is a method proposed to achieve the same objective as ours, but specifically for NSFW concepts. They found that most existing methods focus on the textual space to erase concepts, while attack methods use the image space to create adversarial prompts. Therefore, they propose a method that uses the image space as the foundation. The core technique that makes this method work is the editing approach, where they use this technique to create a pair of images: the first is an inexact image, and the second is the approximate one. They then apply **Diffusion-DPO** with the goal of assigning a high score to the approximate image and a low score to the inexact one. We found that this method is suitable for NSFW concepts because it is reasonable to edit the “naked” concept to a “dressed in” concept. We visualize the attention map of the word “women” in two prompts: “A naked woman” and “A dressed woman” in Figure 7. We can see that the attention reflects a clear difference between the two concepts. However, for the narrow concept “Grumpy Cat”, it is reasonable to edit this concept to “Cat”, but as shown in Figure 7, the difference between these two concepts is not clear, so the DUO method doesn’t work for this kind of concept. We could ask the question: “Why don’t we edit ‘Grumpy Cat’ to ‘Grumpy Dog’?” We conducted an additional experiment to answer this question and found that after doing so, other kinds of Cat also became a Dog, as shown in Figure 8. Therefore, we conclude that directly applying DUO to narrow concepts is insufficient, and we need a finer-grained method, such as the one we propose, to



<i>Entity</i>	<b>FID</b> ↓	<b>CCE</b> ↓	<b>UD</b> ↓
English Springer	21.96	0.08	0.06
Van Gogh	20.27	0.03	0.04
Elon Musk	21.32	0.06	0.15
Grumpy Cat	25.37	0.13	0.09

Table 6. **Result of using Subspace Pushing approach.**

address the problem of narrow concepts.

## B. More Observation

We further verify the effect of token similarity on erasing capability. After running the **Subspace Construction** phase, we end up with a set of target tokens  $\mathcal{S}_1 = \{x_1, x_2, x_3\}$ . Then, we use the **CA** method to randomly erase one token from this set and find that the remaining tokens cannot be erased. However, when we find a new token  $e$  satisfying this equation:

$$e = \arg \min_e \sum_{i=1}^M \sum_{j=1}^3 (\|W_k^i e - W_k^i x_j\|_2^2 + \|W_v^i e - W_v^i x_j\|_2^2) \quad (10)$$

where  $M$  is the number of U-Net layers, and  $W_k$  and  $W_v$  are the to- $k$  and to- $v$  weight matrices in the cross-attention layer, respectively. Specifically, this equation finds a token closest to all three tokens. Using **CA** to erase  $e$ , we found that all tokens in  $\mathcal{S}_1$  are erased, and the cosine similarity between  $e$  and each token in  $\mathcal{S}_1$  exceeds 0.6. We noted that erasing this token alone does not help protect the model against **CCE** or **UD** attacks. However, it further verifies that the similarity between the erased token and others has a significant effect on the erasure capability.

## C. Subspace Pushing

In Section 3.2, we mentioned that a mapping approach is usually better than a pushing approach, with examples being **ESD** and **CA** [18, 33], and our method is also a mapping approach. Here, we perform additional experiments with the **Subspace Pushing** approach. The framework for this experiment is almost identical to **SuMa**, except that we no longer need the reference subspace. Instead, we try to fine-tune the model such that the target subspace is pushed away from the original one. Specifically, we replace  $L_{proj}$  with the following  $L_{push}$ :

$$L_{push} = \max \left( \tau - \sum_{i=1}^M \sum_{j=1}^l \|W_k^i \mathcal{T}(p + \langle u \rangle_j) - \mathbf{P}_{\mathbf{U}^i} W_k^i \mathcal{T}(p + \langle u \rangle_j)\|_2^2, 0 \right) \quad (11)$$

where  $\mathbf{P}_{\mathbf{U}^i}$  is the projection matrix onto  $\mathbf{U}^i$ , computed similarly to Formula 3, and  $\tau$  controls how far we want to push




Figure 9. Output of the TI token when passed through SD1.4 and the new model fine-tuned with  $L_{sub}$  only.

Concept	ASR ( $L_{sub} + L_{CA}$ )	ASR ( $L_{sub}$ )
<i>English Springer</i>	0.12	0.37
<i>Garbage Truck</i>	0.03	0.29
<i>Golf Ball</i>	0.18	0.34
<b><i>Elon Musk</i></b>	0.09	<b>0.73</b>
<b><i>David Beckham</i></b>	0.12	<b>0.69</b>
<b><i>Adam Lambert</i></b>	0.05	<b>0.57</b>
<b><i>Van Gogh</i></b>	0.05	<b>0.76</b>
<i>Mickey Mouse</i>	0.19	0.43
<i>R2D2 Robot</i>	0.14	0.47
<i>Grumpy Cat</i>	0.16	0.38

Table 7. Comparison of ASRs when applying  $L_{sub}$  only versus  $L_{sub} + L_{CA}$ . The experiments with Identity and Artistic Style Erasure, in which the ASRs when using  $L_{sub}$  only are larger than 50%, are in **bold**.

the original subspace away and we report the result in Table 6. Overall, we can see that compared to Subspace Mapping, Subspace Pushing performs slightly better in terms of protecting the model against adversarial attacks, but at the cost of significantly reducing image quality.

## D. Modify Cross-Attn Only

We provide an ablation study by applying  $L_{sub}$  alone and in combination with  $L_{CA}$ , reporting the Attack Success Rate (ASR) in Table 7. In general, compared to existing E-CEM methods, applying  $L_{sub}$  alone achieves lower ASRs. In most concepts, the ASR is smaller than 50%, except for the **Identity** and **Artistic Style** categories, where it performs significantly worse than normal. Furthermore, as shown in Figure 9, the TI token for the **Identity** category from model  $\theta'$  (fine-tuned using  $L_{sub}$  alone) generates the target con-



<i>Mehod</i>	FID ↓	CCE ↓	UD ↓
Subspace Pushing	22.12	0.12	0.09
DUO	17.56	0.07	0.06
DUO + SuMa (English Springer)	18.21	0.05	0.04
DUO + SuMa (Elon Musk)	18.94	0.04	0.03
DUO + SuMa (Grumpy Cat)	23.24	0.03	0.02

Table 8. Result of erasing “Nudity” concept from SD1.4.

cept only when conditioned on  $\theta'$  and fails to generate the target concept when conditioned on  $\theta$  (the original model). Interestingly, this phenomenon is observed exclusively in the **Identity** category and not in others. In our opinion, this happens because Textual Inversion (TI) acts like a process that collects all the residual knowledge of the model about concepts closely related to the target concept and reconstructs the target concept. For the **Identity** category, TI tokens are more sensitive and constrained on  $\theta'$ , leading to this phenomenon. When combining  $L_{sub}$  with  $L_{CA}$ ,  $L_{sub}$  acts merely as a tool to protect the fine-tuned model from further CCE attacks. As mentioned in [33], applying the erasing method  $\mathcal{M}$  iteratively can completely erase the target concept, though this results in a significant decrease in image quality. We hypothesize that, intuitively, applying method  $\mathcal{M}$  iteratively will help us identify all concepts that can be used to reconstruct the target concept during the process of finding TI tokens. When combined with  $L_{sub}$ , this method will guide the model to converge to a point where it can completely erase the target concept, with minimal weight modification. Figure 11 illustrates the output of TI at different levels of applying method  $\mathcal{M}$  to erase the TI of the target concept.

## E. NSFW Concept Erasure

As mentioned in Section 4.1, SuMa doesn’t work very well for NSFW concepts, such as the “Nudity” concept. The reason is that during Textual Inversion fine-tuning, the early steps for the “Nudity” concept directly converge to this concept, as shown in Figure 10, making it impossible to construct a reference subspace for this concept using our proposed approach. Instead, we propose two alternative solutions. First, we could employ the Pushing Approach, as described in Section C, because this approach does not require a reference subspace. However, in our experiments, we found that while this approach is able to keep the model safe under CCE and UD attacks (Following previous work, we use the Nudenet Detector to compute ASR), its FID and CLIP scores significantly decrease, as shown in Table 8. Second, we found that after erasing one narrow concept based on our method, we can still apply DUO afterward, with results very close to applying DUO directly, as shown in Table 8. So, in conclusion, our work could be combined with DUO to eliminate all kinds of concepts and advance

the development of a safe text-to-image model.

## F. Standard Test on the Target’s Textual Prompts

In this section, we conduct the standard test to see if the concept-erased models could avoid generating the target concept when using prompts with the target terms. Following [16], we use ChatGPT to generate 100 prompts for each concept and apply the same classifier method mentioned in Section 4.1 to evaluate the ASR or the unsuccessful erasure rate in this case. We report the results in Table 9. In general, this is a trivial task, and all methods perform very well. For CA, there was a minor issue with the concept of *Golf Ball* and AdvUnlearn got a problem with *Mickey Mouse*. However, our method, which is based on CA, successfully erased *Golf Ball* and *Mickey Mouse* with the help of  $L_{sub}$ . Thus, we can claim that our method not only enhances CA by protecting it from CCE attacks but also makes it more robust in trivial erasure tasks.

## G. Training Time and Memory Usage.

We provide the training time (TT) and memory usage (MU) of different methods in Table 10. Overall, compared to **STEREO**, our method consumes the same amount of time and memory. Compared to others, our method takes one and a half times longer but is still within an acceptable range and could scale up.

## H. More Visualizations of Textual Inversion

We present the output of TI for each concept at different rounds of applying the method  $\mathcal{M}$  in Figure 11. These concepts are all generated by SD1.4. From the first four iterations, the tokens contain significant information across all concepts. By the fifth iteration, the concepts in the **Identity** category are likely removed. Similar observations can be made for *Golf Ball*, *Van Gogh*, and *Grumpy Cat*. In contrast, the other concepts still appear to retain target concept information, but these features are overlapped with those of previous tokens. In our experiment, when we eliminate the subspace constructed by the first three TI tokens, all subsequent tokens at later steps are effectively erased, even if they still contain information about the target concept. We also provide the output of TI at different Textual Inversion training steps in Figure 10, as mentioned in Section 4.3. Early training steps often contain little to no information. The middle steps capture the general meaning of the target concept, including some similar features, but not an exact match. The later steps produce TI tokens much closer to the target concept, as verified in Figure 10.



Figure 10. Output of the TI token at different TI training steps.

Method	Artistic	Subclass			Identity			Instance		
	VanGogh	English Springer	Garbage Truck	Golf Ball	David Beckham	Elon Musk	Adam Lambert	Grumpy Cat	R2D2	Mickey
SD [24]	0.86 / 0.85	0.86 / 0.87	0.74 / 0.71	0.90 / 0.85	0.84 / 0.81	0.91 / 0.89	0.86 / 0.83	0.97 / 0.94	0.96 / 0.95	0.96 / 0.94
CA [16]	0.06 / 0.03	0.00 / 0.01	0.03 / 0.02	0.18 / 0.16	0.04 / 0.03	0.03 / 0.02	0.05 / 0.04	0.00 / 0.00	0.00 / 0.00	0.00 / 0.00
MACE [18]	0.02 / 0.01	0.00 / 0.01	0.07 / 0.05	0.02 / 0.03	0.03 / 0.02	0.00 / 0.01	0.01 / 0.00	0.00 / 0.00	0.00 / 0.00	0.00 / 0.00
RACE [15]	0.07 / 0.06	0.00 / 0.01	0.09 / 0.07	0.00 / 0.00	0.02 / 0.01	0.06 / 0.05	0.03 / 0.02	0.00 / 0.00	0.00 / 0.00	0.00 / 0.00
AdvUnlearn [38]	0.04 / 0.02	0.00 / 0.00	0.03 / 0.01	0.02 / 0.00	0.05 / 0.03	0.02 / 0.01	0.00 / 0.00	0.00 / 0.00	0.12 / 0.09	0.00 / 0.01
DUO [21]	0.02 / 0.01	0.03 / 0.02	0.02 / 0.04	0.03 / 0.05	0.02 / 0.02	0.03 / 0.02	0.01 / 0.01	0.04 / 0.03	0.08 / 0.06	0.05 / 0.02
STEREO [33]	0.00 / 0.00	0.00 / 0.00	0.02 / 0.01	0.01 / 0.00	0.00 / 0.00	0.00 / 0.00	0.01 / 0.00	0.00 / 0.00	0.00 / 0.00	0.00 / 0.00
Ours	0.04 / 0.03	0.00 / 0.00	0.01 / 0.02	0.03 / 0.01	0.01 / 0.01	0.03 / 0.02	0.01 / 0.01	0.00 / 0.00	0.00 / 0.00	0.00 / 0.00

Table 9. ASR of Artistic Style and Target’s Textual (SD1.4 / SD1.5)

Metric	SuMa	STEREO	RACE	AdvUnlearn	AC
TT (Minute)	23	23	15	15	12
MU (GB)	12.21	12.74	11.67	12.51	11.19

Table 10. Training Time (TT) and Memory Usage (MU) for Different Methods

## I. Quantitative Details

We present quantitative results for each concept in the **Subclass**, **Identity**, and **Instance** categories in Table 11, 12, and 13, respectively. For the **Artistic Style** category, the results are identical to those in Table 2, as we tested only one artistic style, Van Gogh.

## J. Additional Qualitative Results

We present the output of the CCE attack and the normal target’s textual representation for the remaining concepts not included in the main paper in Figures 12 and 13, respectively, as well as the results of different methods under the UnlearnDiff (UD) attack in Figure 14. For the CCE attack, all methods—CA, MACE, RACE, and AU—perform similarly to the concepts presented in the main paper, and all

are successfully attacked. For STEREO, it performs well for *Golf ball* and *David Beckham*, but its outputs for the remaining concepts are meaningless. Our method, on the other hand, erases the main attributes of the target concept while preserving its general meaning. This demonstrates that our method achieves a balance between *completeness* and *effectiveness*.




Figure 11. Output of the TI token at different rounds of applying method  $\mathcal{M}$

Method	English Springer				Garbage Truck				Golf Ball			
	CCE ↓	UD ↓	FID ↓	CLIP ↑	CCE ↓	UD ↓	FID ↓	CLIP ↑	CCE ↓	UD ↓	FID ↓	CLIP ↑
SD1.4 [24]	0.86 / 0.85	0.76 / 0.76	17.04 / 16.95	0.33 / 0.32	0.74 / 0.86	0.75 / 0.74	17.04 / 16.95	0.33 / 0.32	0.90 / 0.81	0.71 / 0.77	17.04 / 16.95	0.33 / 0.32
CA [16]	0.87 / 0.75	0.70 / 0.60	19.44 / 19.23	0.32 / 0.32	0.69 / 0.72	0.69 / 0.63	19.08 / 19.28	0.30 / 0.33	0.76 / 0.78	0.62 / 0.63	19.31 / 19.26	0.32 / 0.31
MACE [18]	0.91 / 0.83	0.73 / 0.71	16.36 / 16.98	0.30 / 0.32	0.81 / 0.83	0.71 / 0.70	16.09 / 16.96	0.28 / 0.31	0.85 / 0.86	0.75 / 0.64	16.61 / 16.99	0.27 / 0.30
RACE [15]	0.80 / 0.74	0.20 / 0.19	26.57 / 26.13	0.28 / 0.28	0.68 / 0.73	0.19 / 0.20	26.25 / 26.32	0.26 / 0.27	0.73 / 0.72	0.12 / 0.15	26.18 / 26.21	0.25 / 0.29
AdvUnlearn [38]	0.83 / 0.76	0.17 / 0.19	18.81 / 18.35	0.33 / 0.31	0.68 / 0.74	0.18 / 0.15	18.08 / 18.35	0.30 / 0.30	0.76 / 0.72	0.18 / 0.14	18.50 / 18.46	0.31 / 0.31
DUO [21]	0.68 / 0.63	0.63 / 0.63	17.11 / 17.01	0.30 / 0.30	0.67 / 0.61	0.60 / 0.68	17.11 / 17.09	0.30 / 0.30	0.60 / 0.65	0.63 / 0.65	16.99 / 16.87	0.28 / 0.30
STEREO [33]	0.06 / 0.03	0.04 / 0.02	27.48 / 27.20	0.30 / 0.28	0.02 / 0.04	0.05 / 0.06	27.22 / 27.21	0.28 / 0.27	0.04 / 0.02	0.06 / 0.04	27.27 / 27.19	0.30 / 0.29
Ours	0.11 / 0.07	0.09 / 0.03	18.64 / 18.23	0.31 / 0.30	0.03 / 0.12	0.10 / 0.05	17.94 / 17.97	0.29 / 0.30	0.18 / 0.10	0.05 / 0.10	18.34 / 18.23	0.32 / 0.31

Table 11. Evaluation of Erasing across 3 Concepts in the Subclass Category. With ASRs, we highlight the successful attacks (ASR  $\geq 20\%$ ) in red and the defeated attacks (ASR  $< 20\%$ ) in green.

Method	David Beckham				Elon Musk				Adam Lambert			
	CCE ↓	UD ↓	FID ↓	CLIP ↑	CCE ↓	UD ↓	FID ↓	CLIP ↑	CCE ↓	UD ↓	FID ↓	CLIP ↑
SD1.4 [24]	0.89 / 0.93	0.86 / 0.86	17.04 / 16.95	0.33 / 0.32	0.90 / 0.89	0.84 / 0.82	17.04 / 16.95	0.33 / 0.32	0.94 / 0.88	0.88 / 0.84	17.04 / 16.95	0.33 / 0.32
CA [16]	0.92 / 0.89	0.80 / 0.74	18.34 / 18.19	0.32 / 0.30	0.77 / 0.87	0.79 / 0.75	18.14 / 18.20	0.30 / 0.30	0.90 / 0.91	0.77 / 0.79	18.13 / 18.42	0.30 / 0.31
MACE [18]	0.89 / 0.89	0.62 / 0.65	16.84 / 16.61	0.30 / 0.28	0.87 / 0.85	0.63 / 0.66	16.58 / 16.68	0.28 / 0.28	0.89 / 0.87	0.70 / 0.59	16.79 / 16.78	0.27 / 0.27
RACE [15]	0.80 / 0.78	0.44 / 0.43	24.61 / 24.16	0.27 / 0.29	0.76 / 0.80	0.49 / 0.45	24.28 / 24.15	0.26 / 0.30	0.76 / 0.79	0.48 / 0.50	24.05 / 24.20	0.26 / 0.29
AdvUnlearn [38]	0.91 / 0.69	0.53 / 0.51	17.55 / 17.81	0.31 / 0.30	0.66 / 0.67	0.54 / 0.56	17.39 / 17.62	0.29 / 0.31	0.72 / 0.71	0.49 / 0.53	17.63 / 17.64	0.29 / 0.31
DUO [21]	0.73 / 0.72	0.66 / 0.72	17.41 / 17.17	0.28 / 0.30	0.71 / 0.70	0.65 / 0.73	17.34 / 17.10	0.29 / 0.29	0.75 / 0.71	0.70 / 0.75	17.21 / 17.06	0.29 / 0.31
STEREO [33]	0.00 / 0.01	0.03 / 0.00	26.40 / 26.14	0.30 / 0.29	0.04 / 0.00	0.04 / 0.02	26.01 / 26.22	0.27 / 0.28	0.02 / 0.02	0.02 / 0.01	26.56 / 26.09	0.29 / 0.27
Ours	0.12 / 0.08	0.19 / 0.13	18.09 / 17.99	0.31 / 0.30	0.18 / 0.07	0.19 / 0.15	17.79 / 17.88	0.29 / 0.29	0.05 / 0.06	0.15 / 0.14	17.93 / 17.80	0.31 / 0.29

Table 12. Evaluation of Erasing across 3 Concepts in the Identity Category. With ASRs, we highlight the successful attacks (ASR  $\geq 20\%$ ) in red and the defeated attacks (ASR  $< 20\%$ ) in green.

Method	Mickey Mouse				R2D2 Robot				Grumpy Cat			
	CCE ↓	UD ↓	FID ↓	CLIP ↑	CCE ↓	UD ↓	FID ↓	CLIP ↑	CCE ↓	UD ↓	FID ↓	CLIP ↑
SD1.4 [24]	0.97 / 0.96	0.94 / 0.96	17.04 / 16.95	0.33 / 0.32	0.96 / 0.92	0.93 / 0.93	17.04 / 16.95	0.33 / 0.32	0.96 / 0.94	0.95 / 0.91	17.04 / 16.95	0.33 / 0.32
CA [16]	0.96 / 0.95	0.89 / 0.91	18.71 / 18.11	0.30 / 0.32	0.95 / 0.93	0.94 / 0.92	18.31 / 18.40	0.28 / 0.30	0.97 / 0.90	0.93 / 0.84	18.26 / 18.39	0.30 / 0.31
MACE [18]	0.95 / 0.91	0.93 / 0.89	17.01 / 16.76	0.30 / 0.30	0.98 / 0.95	0.95 / 0.89	16.72 / 16.86	0.28 / 0.32	0.97 / 0.90	0.91 / 0.89	16.96 / 16.77	0.30 / 0.31
RACE [15]	0.97 / 0.93	0.07 / 0.05	24.43 / 24.25	0.28 / 0.30	0.93 / 0.90	0.03 / 0.07	24.06 / 24.06	0.28 / 0.29	0.93 / 0.90	0.07 / 0.09	24.46 / 24.13	0.27 / 0.28
AdvUnlearn [38]	0.97 / 0.92	0.03 / 0.04	18.74 / 18.16	0.32 / 0.32	0.93 / 0.90	0.03 / 0.03	18.25 / 18.18	0.31 / 0.33	0.93 / 0.97	0.04 / 0.05	18.10 / 18.26	0.32 / 0.33
DUO [21]	0.93 / 0.88	0.89 / 0.90	18.36 / 18.82	0.30 / 0.30	0.93 / 0.88	0.86 / 0.88	18.32 / 18.91	0.29 / 0.30	0.90 / 0.97	0.92 / 0.83	18.25 / 19.03	0.31 / 0.33
STEREO [33]	0.01 / 0.02	0.08 / 0.03	27.31 / 26.99	0.32 / 0.32	0.05 / 0.02	0.04 / 0.06	26.69 / 26.80	0.29 / 0.31	0.03 / 0.02	0.03 / 0.01	27.10 / 26.91	0.31 / 0.33
Ours	0.19 / 0.15	0.19 / 0.18	22.50 / 22.15	0.29 / 0.31	0.14 / 0.15	0.18 / 0.16	22.19 / 22.17	0.29 / 0.29	0.16 / 0.16	0.20 / 0.15	22.32 / 22.28	0.30 / 0.30

Table 13. Evaluation of Erasing across 3 Concepts in Instance Category. With ASRs, we highlight the successful attacks (ASR  $\geq 20\%$ ) in red and the defeated attacks (ASR  $< 20\%$ ) in green.






Figure 12. Output of different methods under CCE attack






Figure 13. Outputs of different methods for textual prompts






Figure 14. Result of UnlearnDiff (UD) Attack under different methods.