

Comparing Methods for the Cross-Level Verification of SystemC Peripherals with Symbolic Execution

Karl Aaron Rudkowski, Sallar Ahmadi-Pour, and Rolf Drechsler

Abstract—Virtual Prototypes (VPs) are important tools in modern hardware development. At high abstractions, they are often implemented in SystemC and offer early analysis of increasingly complex designs. These complex designs often combine one or more processors, interconnects, and peripherals to perform tasks in hardware or interact with the environment. Verifying these subsystems is a well-suited task for VPs, as they allow reasoning across different abstraction levels. While modern verification techniques like symbolic execution can be seamlessly integrated into VP-based workflows, they require modifications in the SystemC kernel. Hence, existing approaches therefore modify and replace the SystemC kernel, or ignore the opportunity of cross-level scenarios completely, and would not allow focussing on special challenges of particular subsystems like peripherals. We propose CrosSym and SEFOS, two opposing approaches for a versatile symbolic execution of peripherals. CrosSym modifies the SystemC kernel, while SEFOS instead modifies a modern symbolic execution engine. Our extensive evaluation applies our tools to various peripherals on different levels of abstractions. Both tools’ extensive sets of features are demonstrated for (1) different verification scenarios, and (2) identifying 300+ mutants. In comparison with each other, SEFOS convinces with the unmodified SystemC kernel and peripheral, while CrosSym offers slightly better runtime and memory usage. In comparison to the state-of-the-art, that is limited to Transaction Level Modelling (TLM), our tools offered comparable runtime, while enabling cross-level verification with symbolic execution.

Index Terms—Virtual Prototyping, Symbolic Execution, RTL, TLM, Cross-level

I. INTRODUCTION

In modern hardware design, VPs are an important tool for dealing with the ever-increasing design complexity. A VP is an executable model of hardware which specifies the desired behaviour at a high level of abstraction. It is commonly implemented in the C++-based SystemC library, using the TLM extension [1]. Such a hardware model consists of at least one processor, interconnects, and peripherals which provide an interface between the processor and the outside world. With VPs, verification and software design can start early on, long before any hardware exists [2], [3]. Early and continuous verification is an important step, because errors found early are easier and cheaper to repair [2]. To continuously confirm

that refinement steps did not introduce any bugs, *cross-level verification* can be applied. This approach compares a model at a lower abstraction against a higher-level reference. The verification method itself has to effectively search the state space, while seamlessly integrating into the development process. One technique that offers both is *Symbolic Execution*, which originates from the software domain. It leverages symbolic variables, each representing a set of concrete values. Thus, instead of a limited number of concrete test cases, it can offer a more complete reasoning about the design [4]. With regards to this verification, SystemC is interesting because it natively supports not just TLM, but also models at lower abstraction levels such as the Register Transfer Level (RTL). However, the original SystemC implementation poses challenges to modern symbolic execution engines, as discussed in Section IV. Due to this, current symbolic execution for hardware either (1) focuses exclusively on lower abstraction levels, avoiding SystemC, or (2) focuses on higher abstraction levels, but replaces SystemC with a constrained custom kernel. With such a lack of versatility offered by the verification approaches, cross-level scenarios are not possible for any subsystems. Additionally, the special challenges of peripherals are often not considered. Unlike processors, peripherals implement a wide range of tasks. Commonly used examples include communication protocols or sensors, while modern architectures have also brought forth more complex domain-specific applications [5]. Their communication interface is another concern, which allows them to interact with the system. Both applications and interfaces mean that general or processor-specific verification approaches do not necessarily transfer to peripherals, and they therefore require separate attention. To address this gap in cross-level symbolic execution of peripherals, we propose two tools, and accompanying considerations for their application. In summary, our contributions are:

- 1) Two opposing approaches to the challenges of symbolic SystemC execution, available open-source. CrosSym¹ modifies SystemC and peripheral to support the unmodified symbolic execution state-of-the-art. SEFOS² (Symbolic Execution For Original SystemC) modifies the symbolic execution state-of-the-art to support the unmodified SystemC and peripheral. They are the first tools offering a comprehensive cross-level verification.
- 2) Two propositions towards a more efficient verification. One considers how the peripheral communication interfaces influence the symbolic execution. The other targets the large object sizes in SystemC-based modelling.

¹github.com/agra-uni-bremen/crosssym

²github.com/agra-uni-bremen/sefos

This work has been submitted to the IEEE for possible publication. Copyright may be transferred without notice, after which this version may no longer be accessible.

This work was supported by the German Federal Ministry of Research, Technology, and Space (BMFTR) under grant no. 16ME0127 and no. 16ME0135 (Scale4Edge), and no. 01IW24001 (EXCLplus).

Karl Aaron Rudkowski and Sallar Ahmadi-Pour are with the Institute of Computer Science, University of Bremen, 28359 Bremen, Germany (e-mail: karlaaron@uni-bremen.de; sallar@uni-bremen.de).

Rolf Drechsler is with the Institute of Computer Science, University of Bremen, 28359 Bremen, Germany, and also with the Cyber-Physical Systems, DFKI GmbH, 28359 Bremen, Germany (e-mail: drechsler@uni-bremen.de).

- 3) An examination of both our tools' applicability for a versatile verification as well as bug finding, by verifying four peripheral devices at RTL and TLM. The results additionally offer insight into how the fundamentally different approaches of CrosSym and SEFOS compare.
- 4) An examination of both tools' performance in comparison to SymSysC [6] with regards to TLM SystemC. SymSysC only supports this subset of features, and thus can only serve as a baseline, instead of a full comparison.

Paper Structure

This paper extends previous work of ours, namely *CrosSym: Cross-Level Verification of SystemC Peripherals Using Symbolic Execution*, which was published as a DDECS conference paper [7]. In comparison with this preliminary version, our novel contributions are (1) SEFOS as a separate, alternative approach for cross-level symbolic execution, including an array minimisation technique, (2) consideration of the peripheral communication interfaces, (3) extending the evaluation by an additional peripheral, namely the Hash peripheral, and (4) an extensive comparison between CrosSym and SEFOS on the basis of our evaluation results. The remainder of the paper follows with a discussion on relevant background information on SystemC and Symbolic Execution in Section II. Section III embeds our work into the context of related publications. Section IV presents the challenges that motivate our work, and gives a high-level overview of our contributions. Following, Section V and Section VI introduce the two approaches CrosSym and SEFOS, respectively. Section VII discusses how to handle the peripherals' bus interfaces in symbolic execution. Section VIII presents and discusses our evaluation, as well as the obtained results. Finally, Section IX concludes our results and gives an overview over possible future research directions.

II. PRELIMINARIES

A. SystemC

The SystemC [1] modelling language, based on C++, was initially developed for models at the RTL abstraction level. A model consists of modules encapsulating different components. Their functionality is realised with processes, which can be either methods or threads, with the former being the go-to for RTL models. While methods are always executed in full and can be started an unlimited amount of times, threads are started only once and can be suspended before re-entering the previously saved context. The simulation is event-driven, meaning the processes register themselves for execution on events such as clock edges, wait times, or incoming input. After the scheduler is started, it continues to call processes and move forward the simulation time until there are no callable processes left, or the given time runs out. At the RTL, the modules communicate over signals and ports, and their operations are synchronised to clock edges. These details come at the cost of a high simulation time. Therefore the TLM extension lowers the simulation time by abstracting central concepts. The communication between modules uses simplified sockets to write and read. Additionally, the simulation time is not advanced as strictly clock-cycle accurate as in RTL modelling.

Processes can run (and advance their local simulation time) until pre-defined synchronisation points are reached. Here, threads are generally the processes of choice.

B. Symbolic Execution

Symbolic Execution is a verification technique from the software domain. There exist several state-of-the-art engines like KLEE [8] and angr [9]. The idea is to represent sets of concrete values with symbolic variables [4]. If, during the execution, a symbolic variable is involved in an instruction, a Satisfiability Modulo Theory (SMT) solver can be used to examine the instruction's result. This solver can argue not only over boolean, but also over mathematical expressions consisting of multi-bit variables, arrays, bitvectors, and mathematical operators. Branching instructions might fork the symbolic execution, and constrain the involved symbolic variables with new path conditions. Others, such as memory accesses, division or assertions, can lead to errors. For each possible error, the solver gives a concrete assignment to the symbolic variables. Therefore, the program can be checked for generic failures, e.g. divide by zero, and violations of user-defined properties, expressed as assertions.

III. RELATED WORK

Prior work spans across a wide range of applied techniques. Especially formal verification has been extensively studied. This includes both model checking [10]–[12], and symbolic simulation [13]. However, these approaches require custom intermediate representations, which limits their applicability. This inspired a transfer of techniques originating from the software domain, offering a more seamless integration into the workflow with VPs. One example is Cimatti et al. [14], who apply software model checking techniques to SystemC devices. They tackle problems arising from the SystemC implementation, such as threading and inter-module communication. Apart from formal methods, the software domain also offers simulation-based approaches that can offer a more efficient exploration. One of these is coverage-guided fuzzing, which automatically generates inputs under the goal of increasing the coverage. Hardware-oriented fuzzing applications include processors [15], [16], and peripherals in a cross-level scenario [17]. Another method from the software domain is concolic testing, which combines fuzzing and symbolic execution. Hardware-oriented concolic applications have been successful in testing a wide range of applications [18]–[21]. However, both fuzzing and concolic are testing approaches, and cannot offer verification. They are limited to the test cases they generate. Among the simulation-based methods from the software domain, Symbolic Execution offers the possibility of a complete exploration. Similar to symbolic simulation, concrete values are replaced with symbolic variables. In contrast to symbolic simulation, which focuses on data flow, symbolic execution focuses on control flow [22]. Many hardware-oriented symbolic execution applications target RTL Verilog models. Sylvia [22] was inspired by software symbolic execution engines, but is itself an independent engine. While this allows for direct processing of Verilog code, such an engine

also requires continuous effort to keep up with the changing Verilog standard. Therefore, most approaches translate Verilog models into C++ code, e.g. using Verilator [23], and apply KLEE [8], the state-of-the-art symbolic execution engine for software. SymbA [24] and SE4RDV [25] apply this idea to general RTL models. Bruns et al. [26] and Coppelia [27] target RTL processors. While vanilla C++ is acceptable for RTL models, it lacks the necessary constructs for TLM models, which are usually implemented in SystemC. Thus, these methods do not support a cross-level verification. For SystemC implementations, one approach targets cross-level verification [28]. However, it compares SystemC implementations to UML specifications, and features a custom symbolic execution engine for SystemC. To use the established state-of-the-art KLEE [8], SESC [29] and SymSysC [6] employ custom SystemC schedulers. SESC [29] only supports the high-level synthesizable subset of SystemC. Most importantly, events and `SC_METHODs` cannot appear in models. `SC_THREADS` can only have static sensitivity to exactly one clock edge. This heavily limits the models to which this approach can be applied. SymSysC [6] is less limited, as TLM features are generally supported, though RTL features are not. Additionally, SymSysC explicitly verifies peripherals. In conclusion, symbolic execution offers the possibility for verification while avoiding custom intermediate representations. However, most symbolic execution based approaches are restricted in the devices and abstraction levels to which they are applicable. The specific challenges of peripherals are usually not considered. While SymSysC is closest to our goal of verifying RTL and TLM peripherals, it does not support RTL peripherals. However, to the best of our knowledge, there are no other approaches which achieve our goal.

IV. SYMBOLICALLY EXECUTING SYSTEMC: CHALLENGES AND APPROACHES

When verifying SystemC peripherals, the implementation of the original SystemC kernel causes three main obstacles.

- 1) The `SC_THREADS`, commonly used in TLM models, are realised using system threads. However, threading is currently not supported by the state-of-the-art symbolic execution tools due to the large overhead associated with verifying multithreaded software.
- 2) The signal-port mechanism, commonly used for inter-module communication in RTL models, uses `mutexes`, which are likewise not supported.
- 3) The long list of supported features naturally leads to an implementation with (1) many branch instructions (2) large class object sizes. Both put a strain on the SMT solver, and thus slow down the verification, possibly to the point of rendering it ineffective.

Therefore, the type of verifiable peripherals is heavily constrained. To combat these issues, two approaches for the cross-level symbolic execution are conceivable:

	SystemC Implementation	Symbolic Execution Engine
I)	Modified	Original
II)	Original	Modified

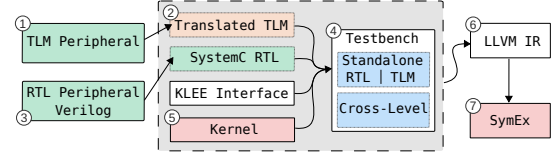


Fig. 1: Overview Verification Workflow.

Either the established symbolic execution tool is employed as-is, and the SystemC kernel as well as Design under Verification (DUV) are modified (I). While this is the state-of-the-art for SystemC peripherals [6], the supported features are inherently limited. As such, a cross-level verification is currently not possible. In addition, the equivalence to the original implementations is not proven, and the idea often cannot be integrated into industry workflows. An alternative consists of supporting the *unmodified* SystemC kernel and DUV (II). Instead, small modifications in the established symbolic execution engine specifically target SystemC. This constrained domain allows optimisations which would not be possible for the verification of general software. Consequently, one benefits from the symbolic execution state-of-the-art and the unmodified SystemC and DUV implementations. These two approaches result in two opposing tools, which will be presented in the following. CrosSym implements (I), revolving around a replacement for the SystemC kernel. SEFOS (Symbolic Execution For Original SystemC) implements (II), revolving around small modifications to the state-of-the-art symbolic execution engine.

A. Verification Workflow

In Figure 1, we give an overview of the proposed verification workflow. Most of it is identical for both approaches. However, in boxes marked red, the details change depending on the approach. The orange box is only relevant for CrosSym, using modifications to SystemC and DUV. The desired DUV can be provided at both the RTL and TLM level. The TLM description ① is usually readily available in SystemC. For CrosSym, the threads need to be translated ② as described in [6]. This step is not necessary for SEFOS, as it supports the unmodified DUV and SystemC. Similarly, the RTL description ③ of the DUV has to be available in SystemC, possibly with a transcompilation using Verilator [23]. Such accessible open source tools, as well as SystemC's native support of both abstraction levels, make this extra step worth considering. A test bench ④ defines the desired behaviour of the DUV using assertion statements, and declares symbolic variables as well as assumptions with interface methods of the symbolic execution engine. The tests can realise three possible verification scenarios: (a) Standalone verification of a TLM peripheral, (b) Standalone verification of a RTL peripheral, and (c) Cross-level verification $RTL \leftrightarrow TLM$. If both RTL and TLM implementations of a peripheral are available, the test bench might of course cover all three scenarios in separate tests. The cross-level scenario benefits from a simplified test development at the RTL. Given that the desired behaviour is already specified, most of a test case boils down to a direct

TABLE I: Feature comparison between SymSysC and our tools.

	Feature	SymSysC [6]	Our Work	
			CroSym	SEFOS
TLM	Threads	Modified DUV	Modified DUV	✓
	Events	(✓)	✓	✓
	wait(event)	(✓)	✓	✓
	Time	✓	✓	✓
RTL	wait(time)	✓	✓	✓
	Methods	✓	✓	✓
	Static sensitivity	×	✓	✓
	Signals & Ports	×	✓	✓
	Delta cycles	×	✓	✓
	Clock	×	✓	✓
...	...	×	×	✓

comparison, instead of rewriting assertions. This process is less time-consuming and error-prone. The test bench is compiled into the LLVM *Intermediate Representation* (6) alongside the SystemC peripheral(s) and kernel (5). The specific kernel version depends on the tool. For CroSym, the replacement kernel is used, and for SEFOS, the original. Finally, the peripheral can be verified using the relevant symbolic execution engine, either KLEE (for CroSym) or modified KLEE (for SEFOS) (7).

B. Application-Specific Optimisation

The original SystemC kernel supports many concepts for a wide range of applications. However, this complexity can negatively impact the verification time, which is already a concern in comparison to testing approaches such as fuzzing. An example of such a feature is asynchronous waiting, which introduces `mutexes` into the signal-port mechanism. This enables the communication between different SystemC simulators, or between a simulator and the operating system. However, for our goal of verifying peripherals in isolation, the set of necessary features is smaller. Asynchronous waiting, for example, is not necessary, since we do not aim to verify entire systems or interactions between multiple peripherals. Including it, and similar unused features, would disadvantage the symbolic execution, possibly to the point of rendering it ineffective. Excluding it is simple, even when integrating the original SystemC kernel, with the help of a build option. In the replacement kernel, we have even greater freedom in choosing a subset of features. As a consequence, we carefully chose the supported features to cover our use case.

C. Feature Comparison

As discussed above, replacements of the SystemC kernel implement a limited subset of features. To illustrate the different scopes of both our tools and the state-of-the-art [6], Table I shows a comparison between their supported features. The first column lists the most important RTL and TLM features. While the features can be used at both abstraction levels, we listed them with the most relevant one. The last three columns show the supported features in the state-of-the-art SymSysC [6], and our tools CroSym and SEFOS. SymSysC and CroSym

are based on the same idea of replacing the SystemC kernel. Therefore, they are limited to the features explicitly listed in the table, while SEFOS in theory supports most of the original SystemC features. Nonetheless, in the context of this paper, we focus on those that demonstrably work, according to our evaluation. In addition to this limitation, SymSysC and CroSym are also nearly identical for TLM. For `SC_THREADS`, they require modifications of the DUV, which are not necessary for SEFOS. However, implementation details of the replacement kernels differ. SymSysC’s event support is limited, as only one thread at a time can wait for an event. Additionally, threads that call `wait(event)` after an `event.notify(time)` call, but before the actual notification time, are not notified, which violates the SystemC standard [1]. Both of these issues are not present in CroSym. Instead, each event can collect multiple waiting processes, and these are polled at the time of notification, instead of at the initial `notify()`. Further, CroSym supports the RTL features. In the following, we present the necessary considerations for a cross-level symbolic execution of SystemC peripherals. This mainly consists of our two opposing tools, CroSym (Section V) and SEFOS (Section VI), each implementing one of the discussed ideas. Additionally, application-specific optimisations ensure reasonable runtimes specifically for peripherals (Section VII).

V. CROSYM: CROSS-LEVEL VERIFICATION USING A REPLACEMENT KERNEL

The original SystemC kernel poses multiple challenges to modern symbolic execution tools. These make an alternative kernel implementation, written specifically with symbolic execution in mind, a solution worth considering. Such a replacement kernel was proposed for example by Pieper et al [6], who focused on TLM peripherals. Noteworthy is the thread translation, which is part of addressing the problems caused by system threads. The peripherals’ `SC_THREAD`-function code is transformed, so that the expected control flow is respected without the need for thread-based context switches. In the resulting code, the correct control flow (adhering to wait-calls) is modelled using labels and `goto`-statements. However, the kernel was limited to TLM features, and misses all RTL features. The authors do not address cross-level verification.

A. Replacement Kernel

Our kernel supports the TLM concepts of SymSysC with improvements in the event notification system. However, its main benefit are the added RTL concepts of static sensitivity, the clock, and signals and ports as well as the delta cycles to mimic their value updates. These make the verification of RTL peripherals possible. Processes can be made reactive to event notifications or signal/port value changes during module instantiation with the sensitivity list. Using the `<<` operator, the sensitivity list extends the events/signals/ports for which a process (defined with `SC_METHOD/SC_THREAD`) listens to. During the simulation, these entities can register themselves with the scheduler for updates. The accumulated processes are called only upon actually getting updated. The scheduler’s simulation of a time step was also expanded to imitate the

evaluate-update-delta cycle known from the original SystemC kernel [1]. A time step ends when there are no actions left for the current simulation time. Signals hold their possible new value, if they have already been registered for a value change, alongside the current one. This value can be written to (triggering an update request) or read from (returning the current, not the possibly waiting value). Ports do not have a concept of their own value, instead storing a pointer to the signal they are bound to. The clock is a signal which continuously writes its own value according to the duty cycle specified by the user.

VI. SEFOS: CROSS-LEVEL VERIFICATION USING THE ORIGINAL SYSTEMC KERNEL

While the replacement kernel offers an opportunity for optimisation, it constitutes an interference in the peripheral. This is even more obvious for the necessary `SC_THREAD` transformation, which directly modifies the code and requires user effort for every DUV. An alternative verification approach is a symbolic execution engine that accommodates the problems mentioned in Section IV. It thereby supports unmodified peripherals, and the original SystemC implementation. Such an engine is faced with a different problem, i.e. the overhead associated with verifying multi-threaded software, such as checks for data races. However, we focus specifically on hardware models implemented in SystemC, which offers up some assumptions to rely upon. The SystemC standard [1] specifies *cooperative multitasking*. That means that all processes, including `SC_THREADS`, are executed without interruption, and sequentially. The developer defines synchronisation points, e.g. with `wait()` statements. System threads enable the context switches between `SC_THREADS`, but they do not execute in parallel. Therefore, many threading issues are not a topic for the symbolic execution of SystemC peripherals. Instead, the clearly defined process-switch protocol can be embedded directly into the engine. Thus, an exploration of the peripherals becomes possible.

A. Threading in SystemC

SystemC offers multiple implementations of the threading behaviour defined in the standard. These differ in the threading library they are based on, but the general attributes remain the same. We focused on the PThread-based version. In it, each `SC_THREAD`, as well as the scheduler, is its own PThread, associated with a unique `pthread_condition` (in the following `pt_cond`). All threads are created before the simulation start, as illustrated in Figure 2. A special `pt_cond` `create` ensures that the scheduler initialises the PThreads one after the other. During the setup, the new thread does not execute the `SC_THREAD`-declared function (here: `run`). Instead, it starts waiting on its newly created `pt_cond`. During the simulation, the thread execution is managed over a `pt_signal/_wait` handshake, as illustrated in Figure 3. To switch from one thread to another, the callee thread first signals the called thread's `pt_cond`. Then, it starts waiting on its own `pt_cond`, and only continues execution after it is signalled again. Therefore, at any time, only one thread is actually executing.

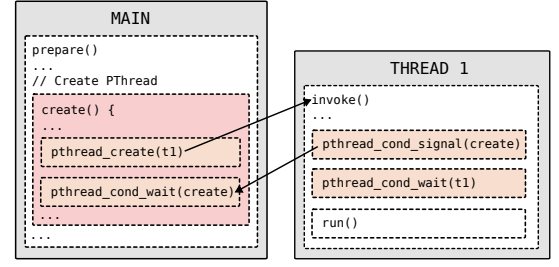


Fig. 2: Overview SystemC Thread Creation (PThread module).

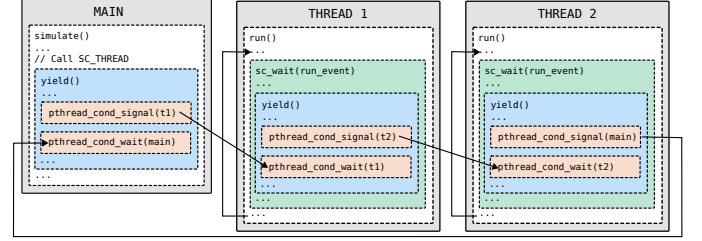


Fig. 3: Overview SystemC Threading (PThread module).

B. Threading in Symbolic Execution of SystemC

With the assumptions defined in the SystemC standard [1] and illustrated in the previous section, the necessary threading support of the symbolic execution engine can be simplified. Our engine is based on KLEE [8] version 3.1. In it, each thread (instead of each path) needs its own context, represented by stack and program counter. These save the relevant information to recover the thread's context after a switch. The stack is initially empty, and contains only variables allocated while the respective thread is active. During the symbolic execution, the `CallInsts` targeting `pt_*` functions are intercepted. Their original implementation is ignored, which avoids the creation of real system threads. Instead, they mark an internal state change, as illustrated in Figure 4. In *init*, the main thread's context is active. In *create*, `sysc::invoke` is executed in a new context, as seen in Figure 2. After `pt_wait`, this context is associated with the new `pt_cond`. Back in *init*, the main context continues with the instruction after `pt_create`. The first `pt_signal` triggers *yield*, as shown in Figure 3. During *yield*, the current context is saved, and the desired one is loaded. Afterwards, regular *execute* continues. Outside of these three types of `CallInst`, all LLVM instructions are handled as specified. Thus, the original implementations of SystemC and DUV are considered. This stands in contrast with *CrosSym* and the current state-of-the-art [6], where both SystemC and DUV are modified. While this approach relies on the correctness of the SystemC kernel's threading implementation, it is less vulnerable than a completely new kernel implementation. Additionally, all other parts of the

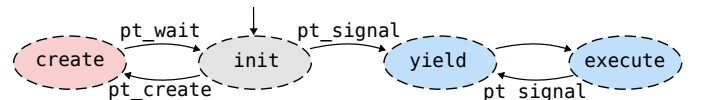


Fig. 4: Overview Symbolic Execution Engine States.

kernel which are encountered during the execution are still checked. This offers more safety than concretising all input handed to the kernel, as offered e.g. by S2E [30].

C. Array Minimisation

The previous sections discussed the effort required to start the symbolic execution of unmodified SystemC peripherals. However, during the runtime, another issue arises, namely the predominance and size of class objects. Each DUV and test bench is implemented as a C++ class, and they integrate a number of SystemC features that are themselves implemented as C++ classes. Whenever the DUV is relevant in a query, the symbolic execution engine embeds the object state into the query. It is represented by an array, and a list of value updates. However, the larger an object is, and therefore the corresponding array, the longer a query takes. Consequently, a considerable amount of the symbolic execution time is spent on resolving accesses into objects. Only specific cases can avoid these expensive solver queries. Examples include cases where the object is accessed with a concrete index, and has only ever been written to using concrete indices. KLEE [8] already catches these base cases. In any cases where multiple values are possible, the entire object is embedded in the array. Examples for this include cases where a range of object indices is possible, or multiple updates with symbolic indices exist. This problem can be addressed in different ways. First, the C++ object size itself can be minimised as much as possible. Such an approach is possible for CrosSym, where only the necessary subset of features is implemented. However, for SEFOS, where the original SystemC implementation is integrated, this is not possible to any practical degree. While a few features can be deactivated using build options, the overwhelming majority cannot. A second approach that already exists in the literature is a fundamental rework of how allocated objects are internally managed [31]. In this scenario, an object can be split up into x smaller objects. For a symbolic access, the execution has to fork, creating up to $x - 1$ new states. However, both the fundamental changes and the forking make alternative approaches worth considering. Our goal is to make symbolic execution of SystemC feasible with minimal changes to the symbolic execution engine. Additional, the state-space explosion, i.e. creating an infeasible number of states during the execution, is already a common problem of symbolic execution. We prefer to avoid any further forking whenever possible. Finally, a third approach minimises not the C++ objects, but the arrays representing these objects. This is only possible for SEFOS, because modifications to the symbolic execution engine are necessary. CrosSym, however, is based around the idea of applying unmodified symbolic execution. For most queries, only parts of an object are actually relevant. Consider an object O which is accessed using address α . On a specific path, α might refer to any of O 's input registers, but never to an output register. In this case, the output registers are not relevant, and do not have to be represented in any arrays sent to the solver. Consequently, for the result $O[\alpha]$ that will be used in future queries, the relevant object parts should be identified. "Relevant" here

(a) Write Test Input.	(b) SystemC Implementation.
<code>a = klee_int("a");</code>	<code>write(new);</code>
<code>in.write(a);</code>	<code>if(val != new)</code>
<code>b = klee_int("b");</code>	<code>val = new;</code>
<code>in.write(b);</code>	<code>else return;</code>

Fig. 5: Interaction of Symbolic Inputs and SystemC Signals.

refers to an approximation of O , that contains at minimum all possible $O[\alpha]$. The more impossible $O[\alpha]$ are filtered out, the better. However, this filtering requires solver queries, therefore consuming resources. Even though one numerical query such as $\alpha == 1$ is generally faster than one array query, a high amount of numerical queries could still result in an overall worse runtime. Therefore, we avoid an exact resolution of O that contains *only* possible $O[\alpha]$. The actual filtering targets the two components O is represented by, the state array s and the update list u . Both s and u can contain concrete and symbolic values. The difference is that all $s_y \in s$ were written with concrete indices, while all $u_x \in u$ were written with symbolic indices. The access $O[\alpha]$ results in the approximation $O[\alpha] = s_{min}, u_{min}$. To identify s_{min} , the solver has to be queried for α_{min} and α_{max} , the extreme concrete assignments of α . The final, shortened array s_{min} consists of all $s[i]$ where

$$i \geq \alpha_{min} \wedge i \leq \alpha_{max} \\ \wedge i \geq s.address \wedge i \leq (s.address + s.size)$$

This corresponds at minimum to all valid s entries addressable by α , because α cannot take on values smaller than α_{min} or greater than α_{max} . Therefore, our most important requirement is met. No possible $s[\alpha]$ values are eliminated by our pre-processing. However, it is possible that some $i \in s_{min}$ are not valid assignments for α , given current path constraints. For example, consider $\alpha_{min} = 3, \alpha_{max} = 6, \alpha \neq 5$. s_{min} contains $s[5]$, even though $\alpha = 5$ is not possible. This is also in line with our previously mentioned requirements, because detecting $s[5]$ would require unwanted additional solver time. To identify the relevant updates u_{min} , the solver has to solve $\alpha == u_i$ for each symbolic indices. Here, we approximate by querying if $\alpha == u_i$ might be true, not if it has to be. If an update u_i might be relevant, it is included in u_{min} . Similarly to s_{min} , u_{min} will thereby contain at minimum all possible $u[\alpha]$, and maybe some impossible ones.

VII. COMMUNICATION INTERFACES

Regardless of the tool and the integrated SystemC kernel, peripherals pose one additional challenge. They are connected to the system with communication interfaces. This interaction introduces an additional layer of complexity to the verification.

Symbolic values first have to pass through the interface logic before reaching any functionality. However, there is generally little correlation between the general, standardised communication, and the peripheral-specific functionality code. Therefore, verifying these two subtasks in a single test case can negatively impact the results for both. This effect can be

TABLE II: Results Peripheral Device Verification.

		CrosSym							SEFOS									
Test		Paths		Time	Solver	Memory	Queries	Comment	Paths		Time	Solver	Memory	Queries	Comment	% Increase Time	Mem	
		compl.	partial						compl.	partial								
1	PLIC	T1	168	0	581.33	73.32%	335.20	15893	✓	165	0	998.29	69.29%	641.95	15779	✓	71.73	91.51
2		T2	0	530	798.59	80.18%	319.53	24235	E1	0	530	689.44	90.66%	607.43	12606	E1	-13.67	90.10
3		T3	3677	6386	TO	90.56%	2010.03	903046	(✓)	2217	5912	TO	90.77%	2091.61	655979	(✓)	0.00	4.06
4		EQ2	37	90	TO	96.99%	361.24	32504	E1	465	415	77996.14	93.98%	1413.11	787434	E1	-9.73	291.18
5		EQ3	31	154	TO	97.11%	398.41	63828	E2	371	374	TO	94.19%	1273.24	821189	E2	0.00	219.58
6	GCD	RTL	57	1564	TO	99.61%	260.23	4701	STO INF	53	1217	TO	97.89%	569.70	95577	STO INF	0.00	118.92
7		TLM	54	2204	TO	98.89%	298.58	25661	E3 STO	54	2197	TO	99.34%	474.73	4686	E3 STO	0.00	59.00
8		EQ	428	6287	TO	95.57%	468.29	126779	E3 INF	138	1516	TO	96.14%	649.35	149376	E3 INF	0.00	38.66
9	Hash	RTL	0	1	122.37	98.11%	245.70	2	STO	0	1	122.30	98.18%	436.38	2	STO	-0.06	77.61
10		TLM	1	0	0.44	0.00%	234.66	0	✓	1	0	1.34	0.00%	423.88	0	✓	204.55	80.64
11		EQ	0	1	122.69	97.85%	250.59	2	STO	0	1	122.72	97.85%	450.61	2	STO	0.02	79.82
12	Map	RTL	256	0	148.13	7.19%	270.54	256	✓	256	0	130.02	26.99%	479.47	766	✓	-12.23	77.23
13		TLM	1	0	0.51	0.00%	233.44	0	✓	1	0	1.37	0.00%	424.62	0	✓	168.63	81.90
14		EQ	256	0	150.33	7.18%	275.58	256	✓	256	0	153.50	23.95%	501.00	766	✓	2.11	81.80

Time in s, Average Memory in MiB. TO=24 h Timeout, STO=Solver Timeout, E[1-3]=Error[1-3], INF=Infinite Loop not found.

observed most clearly for RTL peripherals, which communicate over signals and ports as illustrated in Figure 5. Figure 5a shows an excerpt from a test bench, where inputs *a* and *b* are written over the same bus, and therefore the same signal *in*. However, SystemC specifies that a signal is only updated if the new and old value differ [1]. Therefore, the new and old have to be compared, as shown in Figure 5b. Writing *a* triggers a comparison to the concrete initial value *c*, and thus paths *a=c* and *a!=c*. Writing *b* creates the paths *a=b* and *a!=b* for both existing paths, resulting in 4 paths overall. Generally, this number depends on the number of signals, ports, and symbolic inputs. For each of these paths, the entire functionality has to be explored. This can lead to a drastically higher runtime, in extreme cases going from a few minutes to over 24 h. As a consequence, we split the verification of communication and functionality into separate test cases. Special constraints on inputs or outputs can be specified in the test setup itself. For the communication, only the post-transaction register state has to be checked. For the functionality, symbolic values can be written to, and read from, the registers themselves.

VIII. EVALUATION

In order to evaluate our two tools CrosSym (Section V) and SEFOS (Section VI), we concerned ourselves with five research questions:

- RQ1** Can our tools fully explore the functionality of different peripherals?
- RQ2** Can our tools fully explore the bus interfaces of different peripherals?
- RQ3** Can our tools offer effective bug finding?
- RQ4** How does the array minimisation technique influence the performance?
- RQ5** How does the complexity of the integrated SystemC kernel influence the performance?

We base our experiments on the verification of four different peripherals available at RTL and TLM: a RISC-V Platform Level Interrupt Controller (PLIC), and modules to compute the Greatest Common Divisor (GCD), a hash, and value mappings for a list, respectively. We believe these modules represent a

reasonable choice as they cover a range of different properties. The hash and GCD are their module's only output and are calculated with a fixed-length loop and an input-dependant one, respectively. The value mapping is implemented by a Memory Mapped Input/Output (MMIO) peripheral, sharing memory between the bus and the peripheral itself instead of having a separate address space. The PLIC realises a comparatively more complex logic that follows the SiFive FE310 specification [32]. Following our two proposed tools CrosSym and SEFOS, we have two setups:

	SystemC Implementation	Symbolic Execution Engine
I)	Modified	Original
II)	Original	Modified

Either the SystemC kernel or the symbolic execution engine have to be modified, as discussed in Section IV. Both symbolic execution engines were configured the same way. As the solver for SMT queries, STP [33] is used. In order to achieve results within an acceptable time frame, additional limits were imposed: an execution runs a maximum of 24 h, and can use at most 4000 MiB of memory. A single solver query can take at most 120s, so that the runtime is not dominated by few solver queries. The search strategy for choosing execution states during the exploration is Breadth First Search (BFS). For SEFOS, the Array Minimisation technique discussed in Section VI-C is activated. It prevents large arrays in SMT solver queries, which would slow the execution down.

A. Peripheral Device Verification

To investigate our tools' appropriateness towards a full peripheral verification, we applied them to all four peripherals. These are available in an RTL and TLM implementation, resulting in three verification scenarios for each peripheral: standalone RTL, standalone TLM, and cross-level. The PLIC is based on the SiFive FE310 SoC [32]. It manages global interrupts, for example from Input/Output devices, and notifies the targets, usually Hardware Threads. The interrupt order is determined by their individual priorities, as well as the per-target priority threshold. In our setup, it supports a maximum

of 52 interrupt sources, and a maximum priority of 7. The TLM test cases for the PLIC are not discussed in this section, but in Sections VIII-D and VIII-E. This is because they already featured in the case study of the SymSysC paper [6], and we can therefore use them to compare our tools' performance to the state-of-the-art. In this section, the PLIC is only discussed at RTL. The standalone tests for the RTL PLIC consider the options which influence the firing of an interrupt. Test #1 performs the common case of triggering one input with a symbolic interrupt number. Test #2 adds to this a symbolic priority and priority threshold. Test #3 checks the correct interrupt order given two symbolic interrupts, each with a symbolic priority. Tests #4 & #5 mirror tests #2 & #3, but applied to the cross-level verification. For the remaining four peripherals, the approach results in three test cases each: RTL standalone, TLM standalone, and cross-level. The GCD module calculates the greatest common divisor of two input values using the subtraction-based Euclidean algorithm. For the tests, these two inputs are made symbolic, and in the standalone test, the result is compared to the division-based Euclidean algorithm. The Hash module calculates a hash value of two inputs, which are again made symbolic. In the standalone test, the result is compared against the hash function itself. The Map module applies a function to map eight input values to eight output values. All eight inputs are made symbolic, in addition to the mapping value. In the standalone test, the result is compared against the mapping function itself. The symbolic inputs are mostly written directly into the peripheral registers, as discussed in Section VII. Writing symbolic data over the communication interfaces is evaluated separately in Section VIII-B. Table II shows the results for each test case. It is split into three parts, first defining the test case, and then giving the results of our two tools. For each tool, six columns show the number of completely and partially explored paths, the duration (in s), the percentage of time spent in the SMT solver, the average memory usage (MiB), and the amount of queries passed to the solver. A seventh column summarises the results. The last two columns show SEFOS's time and memory increase in comparison with CrosSym in percent, calculated using the ration of the two values. In the following, different aspects of these results are discussed, starting with the DUV errors, followed by timeouts observed in both tools, and finally the differences between the tools.

1) *Peripheral Implementation Errors*: The PLIC is one of two peripherals in which functional errors were found. In the RTL implementation, the relationship between the priority and the threshold was inverse (**E1**): the interrupt was fired if the priority was less than or equal to the threshold, instead of if it was greater. This error could be found through both the standalone test case and in the cross-level comparison. Additionally, the cross-level comparison shows that the two PLICs handle priority values greater than the user-defined maximum differently (**E2**). The other DUV with a functional error was the GCD module. Both the standalone TLM and the cross-level test identified wrong results stemming from an internal unsigned-signed conversion (**E3**). However, one known bug, which triggers an infinite loop, is not identified by either tool (**INF**). A corresponding path is identified, but

not completed, which means the error could only be found by manually executing all generated concrete test cases. Missing this error is an example for the main issues arising from the overall timeout and solver timeouts.

2) *Tool-independent Timeouts*: The (solver) timeouts (**(S)TO**) are the most reoccurring problem during the verification. In the GCD and hash modules, their reasons can be further examined by the queries passed to the solver. For the GCD module, the internal loop depends on the symbolic input variables, which means a significantly larger state space, and, as time goes on, more complex symbolic conditions. In the Hash module, the internal loop runs a fixed number of times, limiting the state space. However, the problem lies in the comparison of the resulting hash values. The calculation constructs a complex symbolic expression, which is structured differently for the TLM and RTL implementations. If their structures is equal, the comparison is fast, as can be seen in test case #10. The test case can finish in less than two seconds, because the chosen reference method is the same as the one called internally by the TLM implementation. For the PLIC, both cross-level test cases and one standalone test generally do not finish under the 24 h **TO**. The priority cases (Table II, tests #3 and #5) suffer from a similar problem as the GCD module. The threshold test case (#4) shows exemplary that the cross-level scenario takes longer, because two peripheral implementations have to be explored. Nonetheless, the cross-level tests do find the aforementioned errors. Finally, the Map module is the only DUV that reliably finishes without any timeouts. This can be explained with the relatively simple implementation, featuring neither complex expressions nor symbolic loop conditions. In the TLM standalone test (#13), the same phenomenon as for the Hash peripheral in test #10 can be observed.

3) *Tool Performance Comparison*: Apart from these universal timeouts, the tools' performance also differs in a number of test cases. SEFOS has to execute the slower SystemC startup, which becomes apparent in overall short test cases such as #10 or #13. Generally, both tools are somewhat similar in speed, though SEFOS does have to use more memory to keep up with CrosSym. This originates mostly from the array minimisation technique. In overall slow tests, such as the cross-level ones, even small performance differences can have an impact. Test #4 is a case where SEFOS benefits from a few percentage points, and finishes in under 24 h, while CrosSym does not.

Through these standalone and cross-level verifications, we were able to evaluate four different peripherals, and further investigate how our two tools compare with each other. Both tools found implementation errors and extensively explored the DUVs within a reasonable time frame. Our evaluation also allows us to formulate further questions regarding the verification of some peripherals. Further research has to identify solutions for complex symbolic expression (see tests #9 and #11), large state spaces (see tests #6 to #8) and time-consuming complex paths (see tests #4 and #5). During this section, we largely ignored the communication interfaces in favor of a faster runtime, as discussed in Section VII. Since the correct communication of data is paramount to correct results, these interfaces are evaluated in the following.

TABLE III: Results Peripheral Bus Interface Verification.

		CrosSym									SEFOS								
	Test	Paths		Time	Solver	Memory	Queries	Comment	Paths		Time	Solver	Memory	Queries	Comment	% Increase			
		compl.	partial						compl.	partial						Time	Mem		
1	PLIC	RTL	Read	113	0	39.90	37.58%	287.70	492	✓	113	0	288.94	13.53%	637.57	494	✓	624.16	121.61
2		RTL	Write	255	0	230.44	78.41%	312.14	6454	✓	255	0	780.54	50.71%	661.11	6461	✓	238.72	111.80
3	TLM	Read	970	198	74.41	241.07%	241.07	3300	E1	970	198	342.28	55.35%	462.12	3300	E1	359.99	91.70	
4		Write	11903	165832	TO	96.45%	3357.08	493023	E1, E3, E4	686	616	TO	99.29%	1073.70	912137	E1,E3	0.00	-68.02	
5	GCD	RTL	Read	6	0	1.81	14.56%	241.49	9	✓	6	0	5.69	8.34%	455.78	11	✓	214.36	88.74
6		RTL	Write	15	0	4.45	32.49%	248.24	47	✓	15	0	288.04	91.69%	472.96	3313	✓	6372.81	90.53
7	TLM	Read	25	6	3.44	71.46%	240.18	62	E1	25	6	11.01	29.27%	446.16	62	E1	220.06	85.76	
8		Write	15	8	6.94	87.34%	242.87	165	E1,E3	15	8	405.41	95.81%	454.61	10849	E1,E3	5741.64	87.18	
9	Hash	RTL	Read	6	0	1.81	14.90%	241.55	9	✓	6	0	5.76	8.32%	455.78	11	✓	218.23	88.69
10		RTL	Write	15	0	4.28	30.23%	248.28	42	✓	15	0	183.96	89.36%	472.33	2048	✓	4198.13	90.24
11	TLM	Read	25	6	3.45	71.58%	240.24	62	E1	25	6	11.15	28.81%	446.12	62	E1	223.19	85.70	
12		Write	15	8	7.21	88.59%	242.93	165	E1, E3	15	8	391.10	95.68%	454.53	10849	E1,E3	5324.41	87.10	
13	Map	RTL	Read	9	0	2.47	17.37%	242.72	15	✓	9	0	7.88	9.73%	460.32	17	✓	219.03	8.38
14		RTL	Write	18	0	5.49	37.72%	247.82	70	✓	18	0	1011.46	96.43%	480.35	19426	✓	18323.68	93.83
15	TLM	Read	35	8	5.93	57.24%	241.88	86	E1	35	8	14.58	29.83%	448.53	86	E1	145.87	85.43	
16		Write	28	10	14.08	81.85%	245.79	302	E1,E2	28	10	737.87	96.47%	459.48	17766	E1,E2	5140.55	86.94	

Time in s, Average Memory in MiB. TO=24 h Timeout, E[1-4]=Error[1-4].

B. Peripheral Communication Interface Verification

One integral part of peripherals is the additional logic required to connect them to the bus. Even a flawless peripheral logic cannot alleviate issues resulting from flawed data transactions to/from the peripheral. Therefore, this section focuses on the communication interfaces of the four peripherals at both TLM and RTL. At each level, the interfaces are structurally similar for all four peripherals. Their integration differs with regards to amount and addresses of registers, and behaviour on transaction. We implemented a total of 16 tests, reading and writing data over each interface. The address, data length, and in the case of writing, the data itself, are made symbolic. After the data transaction, the peripheral’s register values are checked. The TLM PLIC’s tests are based on the SymSysC case study [6]. However, the original tests only checked if any errors are triggered during the transaction. They did not consider the actual effects of the transaction. We extended this with assertions targeting the register values. Table III shows the results for each test case. It is split into three parts, first defining the test case, and then giving the results of our two tools. For each tool, six columns show the number of completely and partially explored paths, the duration (in s), the percentage of time spent in the SMT solver, the average memory usage (MiB), and the amount of queries passed to the solver. A seventh column summarises the results. The last two columns show SEFOS’s time and memory increase in comparison with CrosSym in percent, calculated using the ration of the two values. The TLM tests identified various errors. Most of these (E1,E3,E4) are known from [6], and are assertion errors for invalid addresses or data length. Additionally, a new “out of bound” error is found in the TLM Map (E2), triggered by writing to an invalid address. All RTL interfaces correctly complete transactions without triggering any errors or falsely modifying registers. These results were generated quickly, with most tests completing in less than ten minutes. One outlier is the TLM PLIC’s write test, which takes more than the 24 h time limit. This behaviour was already documented for the state-of-the-art SymSysC [6], and is related to the complex logic that is triggered during certain write transactions. Finally, an important observation is

the higher runtime for SEFOS. While the percentage increase seems drastic, this mostly originates from the short absolute runtime. Constant one-time efforts, such as a longer startup of the original SystemC, represent a larger part of this runtime. SEFOS nonetheless takes at most around 15 min, except for the outlier discussed previously. However, in the timeout case, the slower runtime means SEFOS misses E4, and does not even identify the corresponding path. The memory usage also increases, though less drastically than the runtime. A decrease in memory usage is visible for the timeout case, where fewer paths are discovered, and with them, fewer opportunities for memory-intense queries. Both of these trends mostly mirror the previous observations. In summary, we demonstrate the efficient verification of communication interfaces by both of our tools. This supports our choice of separating the verification of functional logic and communication interfaces, as outlined in Section VII. When verified separately, both can offer valuable insights. To better understand our approaches’ bug-finding capabilities, the following section deals with controlled mutations systematically inserted into the DUVs.

C. Effective Mutation-Based Bug Finding

While our tools were sometimes not able to fully explore the DUVs, errors were found early on. Identifying errors fast is an important verification goal to minimise the danger from the potentially unexplored parts of the peripheral. In order to evaluate how suited our available verification scenarios and tools are for finding errors, we inserted mutations into the four DUVs. We replaced all operators with ones from the same class, e.g. arithmetic. In a single line of code, we considered changes of both a single and multiple operators. Of the resulting mutants, we chose over 300 as a representative subset that changed the behaviour e.g. by accessing the wrong/no register, or calculation errors. While we aimed for 50 mutants for each peripheral and abstraction level, this depends on the code’s complexity. Both the GCD and Map modules at TLM did not offer enough opportunities for operator modifications. For each mutant, the functional test cases discussed in Section VIII-A were executed. Since we only want to find out if the error can be found, instead of fully

TABLE IV: Mutation test results.

DUV	Mutants	Tests	CrosSym					SEFOS				Comment
			Alive	Killed	%	Alive	Killed	%	% Increase			
PLIC	RTL	50	T	150	46	104	69.33	4	146	97.33	28.00	O1
			EQ	100	100	0	0.00	25	75	75.00	75.00	O1,O3
	TLM	50	T	150	40	110	73.33	37	113	75.33	2.00	O5,O1
			EQ	100	54	46	46.00	27	73	73.00	27.00	O1,O3
GCD	RTL	50	T	50	14	36	72.00	2	48	96.00	24.00	O4
			EQ	50	1	49	98.00	2	48	96.00	-2.00	O4
	TLM	22	T	22	8	14	63.64	8	14	63.64	0.00	O5
			EQ	22	11	11	50.00	15	7	31.81	-18.19	O2,O3
Hash	RTL	50	T	50	28	22	44.00	28	22	44.00	0.00	O5,O6
			EQ	50	28	22	44.00	28	22	44.00	0.00	O5,O6
	TLM	50	T	50	34	16	32.00	34	16	32.00	0.00	O5,O6
			EQ	50	41	9	18.00	39	11	22.00	4.00	O4-O6
Map	RTL	50	T	50	0	50	100.00	0	50	100.00	0.00	✓
			EQ	50	0	50	100.00	0	50	100.00	0.00	✓
	TLM	35	T	35	0	35	100.00	0	35	100.00	0.00	✓
			EQ	35	0	35	100.00	0	35	100.00	0.00	✓

O[0-6]=Observation[0-6].

exploring the DUV, we can abort after the first error. For this, we had to fix the previously discussed bugs. Additionally, we lowered the maximum runtime to 15 min. Table IV shows our tools’ results of the bug finding. It is split into three parts, first defining the tests, and then giving the results of our two tools. The tests are categorised by the mutated DUV, and the amount of mutants as well as of executed standalone (T) or cross-level (EQ) test cases. For each tool three columns show the amount of alive and killed mutants, and the percentage of killed mutants. “Killed” in this context refers to the mutants that were successfully identified as not matching the desired behaviour. For SEFOS, a fourth column compares the result with CrosSym, defined as the difference in percentage points. The last column summarises the overall result. The mutants were commonly killed due to failed assertions, overshift, memory, “unreachable instruction” or “divide by zero” errors. However, some test cases ran into the timeout without detecting an error. These timeouts can have numerous origins. First, the observations from Table II have an influence. If both tools found an identical, or nearly identical, number of paths in Table II, the bug finding performance is generally similar (O5). If one tool found an overall drastically lower number of paths, the bug finding performance may also be worse (O2), especially given the shorter time. Additionally, cross-level tests are generally slower. This often translates to fewer killed mutants, in comparison to the standalone scenario (O3). However, these are not golden rules, because other factors can also play a role. For example, the second possible timeout cause are the paths through the test cases, and the resulting symbolic execution state tree. The structure of this tree can be decisive in whether a mutant is found, especially given the BFS search strategy. This structure is influenced by the code of the DUV, the SystemC kernel, and the test case itself. One example of this can be seen for CrosSym and the GCD RTL mutants, where the cross-level scenario actually performs better (O4). The GCD TLM code, which is executed first in

the cross-level verification, creates paths early that favor the detection of the mutants. If the order of the peripherals is switched, and the mutated RTL peripheral is executed first, the statistics become comparable to those of the standalone scenario. Note that the GCD RTL does not have the same effect for the TLM mutants. At the same time, SEFOS has a high success rate for the GCD RTL mutants, regardless of scenario. Here, the original SystemC implementation can offer paths that lead to errors fast (O4). This can also be observed for the Hash TLM mutants. It is notable that this means that the absolute number of paths discovered in the general verification (Table II) does not necessarily translate to fast bug finding success. For GCD, SEFOS had fewer paths, and for Hash, both tools found the same. Therefore, in addition to the number of paths, the relevance of a path for a given bug counts, especially under time constraints. A third timeout cause can be the number of separate test cases in a verification scenario. Specifically, the PLIC is the only peripheral where each verification scenario consists of multiple tests. A mutant’s behaviour may well be triggered by only a subset of the executed tests. Similarly, a final timeout cause is relevant for the Hash module. Here, the general verification was mostly burdened by a complex query for comparing the calculation results. This can also be observed in the bug finding, where a number of mutants related to the calculation itself simply exit with a solver timeout, without being killed (O6). These solver timeouts occur independently of verification scenario or tool. In contrast to the first three peripherals, all Map module mutants were always found. This matches the observation that the verification of this module usually only takes less than 15 min. Consequently, bugs can also reliably be identified in such a timeframe. With the mutation-based evaluation, our approach proved capable of finding over 300 mutants fast (<15 min). The results unearth how the statistics of the general verification relate to bug finding itself. Complex interactions can be observed between

TABLE V: Performance Comparison SEFOS with/without Array Minimisation.

SEFOS - Vanilla					SEFOS - Array Minimisation					
	Paths		Time	Mem	Paths		Time	Mem	% Increase	
	compl.	partial			compl.	partial			Time	Mem
1	0	5	TO	448.55	63	1	3744.13	489.77	-95.67	9.19
2	1	6	TO	453.76	189	0	32022.28	860.14	-62.94	89.55
3	1	14	TO	457.06	154	68	TO	1129.74	0.00	147.18
4	970	198	221.43	459.47	970	198	253.46	459.46	14.46	0.00
5	2733	261731	TO	6279.18	1793	207273	TO	5039.35	0.00	-19.75

Time in s, Average Memory in MiB. TO=24 h Timeout.

TABLE VI: Performance Comparison.

SymSysC [6]					CrosSym					SEFOS						
	Paths		Time	Mem	Paths		Time	Mem	% Increase		Paths		Time	Mem	% Increase	
	compl.	partial			compl.	partial			Time	Mem	compl.	partial			Time	Mem
1	63	1	7988.27	280.35	63	1	8592.80	335.26	7.57	19.59	63	1	3744.13	489.77	-53.13	74.70
2	189	0	71788.69	461.99	189	0	74733.22	599.53	4.10	29.77	189	0	32022.28	860.14	-55.39	86.18
3	127	64	TO	406.01	31	34	TO	291.29	0.00	-28.26	154	68	TO	1129.74	0.00	178.25
4	970	198	103.58	191.89	970	198	112.37	239.95	8.49	25.04	970	198	253.46	459.46	144.70	139.44
5	15186	249278	TO	3374.77	14274	250190	TO	3715.45	0.00	10.09	1793	207273	TO	5039.35	0.00	49.32

Time in s, Average Memory in MiB. TO=24 h Timeout.

verification runtimes and scenarios, as well as state trees created by the code structure of peripheral, SystemC kernel, and test bench. Generally, SEFOS can offer a slightly better performance for the bug finding. It is aided in this effort by the array minimisation, which was applied in all experiments discussed so far. In the following section, we demonstrate the drastic influence it has on SEFOS's overall performance.

D. Performance Comparison: Array Minimisation

As part of SEFOS, we proposed the Array Minimisation technique, which reduces arrays to the entries relevant for a given expression. This aims for an overall lower solver time, as array queries are generally slow for large object sizes. To examine the performance effects of this gamble, we utilize the TLM PLIC case study from the SymSysC paper [6]. This already serves as basis for the performance comparison to SymSysC itself, as discussed in Section VIII-E. For the TLM PLIC, the standalone test cases mirror those of the RTL discussed above. The last two cases handle TLM transactions, focusing on reading and writing, respectively. Note that these two are executed in their original form, without the additional register value checks discussed in Section VIII-B. For the following two sections, the PLIC is configured with the original setting from the SymSysC paper, namely a maximum of 64 interrupt sources, and a maximum priority of 32. We executed all five tests for SEFOS both without and with Array Minimisation activated. Table V shows the run metrics for both versions. It is split into three parts, first defining the test case, then giving the performance of SEFOS without, and with Array Minimisation. For each, four columns list the complete and partial executed paths, the time (in s), and average memory usage (in MiB). The last columns show the time/memory improvements with Array Minimisation in percent, calculated using the ration of the two values. Both found the same errors, which are not listed for brevity. They relate to assertions that have no place in production environments. The

drastic improvement introduced by the array minimisation is immediately obvious. With it, SEFOS reduces the timeouts to two test cases. In one of these, test #3, it nonetheless finds drastically more paths, and completely explores most of them. For tests #1 and #2, timeouts can not just be avoided, but results are generated in only around 1 h and 9 h, respectively. These benefits come at the cost of a higher memory usage. Tests #4 and #5 stand out, as they are the only ones where array minimisation leads to a worse performance. In #4, the version with array minimisation ends up taking slightly longer. Similarly, in #5, array minimisation leads to drastically fewer completely or partially discovered paths. Consequently, fewer opportunities for memory-intense queries arise. Both tests focus on a TLM transaction, without additional assertions in the test itself. Fewer queries involve the large PLIC object. Therefore, the overhead of array minimisation does not result in noticeable benefits. These observations help understand the drastic improvement offered by the array minimisation. This section, alongside the previous ones, allowed us to evaluate the benefits of our contributions for a cross-level verification of SystemC peripherals. They additionally allowed for a deeper insight into the differences between CrosSym and SEFOS. Finally, the following section will compare our tools to the current state-of-the-art, SymSysC [6].

E. Performance Comparison: State-of-the-Art

Both our replacement kernel and our extended symbolic execution tool offer more features than the state-of-the-art. This can influence the performance. The performance is important because the verification should find results with a reasonable resource usage. To compare our tools to the state-of-the-art, we repeated the case study of the SymSysC paper [6]. The test cases and settings are the same as for Section VIII-D. Table VI shows the run metrics for both versions. It is split into four parts, first defining the test case, then giving the performance of SymSysC [6], CrosSym, and SEFOS. For

each, four columns list the complete and partial executed paths, the time (in s), and average memory usage (in MiB). For CrosSym and SEFOS, two columns list the time/memory increase in comparison to SymSysC [6]. This is calculated using the ratio of the two values. All three versions found the same errors, which are not listed for brevity. This supports that, for the original TLM features, our tools offer the same bug finding capabilities. However, in addition, they also offer more features, allowing a wider range of verification scenarios. Surprisingly, SEFOS is mostly faster than SymSysC, even though it supports the more complex original SystemC. Key for this is the array minimisation technique, the effects of which are also discussed above. SymSysC, however, applies an unmodified symbolic execution engine from the software domain. While this engine is state-of-the-art for its target, it has less need for array minimisation, and the associated overhead. Even SymSysC's smaller replacement kernel creates objects large enough to highlight this issue. However, SEFOS shows a higher memory usage, which is caused only in part by the array minimisation. Even without it, the more complex objects created by the original SystemC also lead to a higher memory usage than the replacement kernels. CrosSym, as expected, comes with only a slight trade-off in comparison to SymSysC. The two replacement kernels are very similar for the TLM features that are evaluated here, which means similar results can be expected. Their main difference is the support for SystemC RTL features, which, if unused, does add to object sizes and number of branch instructions. One exception is test #3, where CrosSym reports lower memory, although both approaches exceed the time limit. CrosSym does not advance as far into the state space within the same time (i.e. until **TO**). Therefore, it has fewer opportunities for memory-intensive queries. Test #5 does not have the same decrease, likely due to the number of paths. In the full explorations (tests #1,#2,#4), these are identical for both replacement kernels, and thus an informative hint. For test #3, CrosSym found 65 paths total, with 31 fully explored, while SymSysC has 127 fully explored ones *and* an additional 64 incomplete. Thus, CrosSym is far behind regarding the state space. Likewise, for test #5, CrosSym and SymSysC both found 264464 paths, of which SymSysC fully explored 15186, i.e. only 912 more. Thus, the relative difference is not as staggering, which reflects in the memory increase. Overall, our proposed tools are not only comparable to the state-of-the-art, but additionally offer more advanced features to include RTL modules and enable cross-level verification with symbolic execution. CrosSym remained especially close, with a temporal increase of under 10%, and a memory increase of under 30%. In comparison to these two, SEFOS benefits from modifications to the symbolic execution engine. These make its runtime competitive with the replacement kernels, while supporting the original SystemC.

F. Summary

This evaluation examined our two tools under three different criteria, (1) peripheral verification, (2) bug finding, and (3) performance. We considered four peripherals, each available at both RTL and TLM. For the verification, the separation of

peripheral functionality and communication interfaces proved effective. Regarding the communication interfaces, an efficient verification was possible, with the exploration generally terminating in less than 15 min. Regarding the functionality, both tools identified implementation errors and extensively explored the DUVs within a reasonable time frame. The second criteria was fast bug finding, which we examined with a mutation-based evaluation. Over 300 mutants could be identified fast (≤ 15 min). We observed complex interactions between different influences on the runtime, and therefore on the bug finding success. These highlight an advantage of our versatile approaches, because it can be difficult to predict which verification scenario is most beneficial for a DUV. Furthermore, the last criteria, performance, unearthed that the Array Minimisation is highly beneficial for SEFOS, enabling a reasonable runtime. In comparison to the state-of-the-art, both our tools offer a comparable performance, despite their vastly more diverse feature set. In comparison amongst each other, our evaluation showed that SEFOS generally requires more memory, and often more time, than CrosSym. For shorter test cases, the longer initial setup can become apparent. However, SEFOS does support the original, unmodified SystemC kernel and DUV. An important additional takeaway is the functional equivalence between these unmodified versions and the modified ones. Finally, we observed some limitations for our tools. CrosSym supports only a constrained subset of SystemC features, since it relies on a replacement implementation of the kernel. This limitation is not as prominent in SEFOS, which integrates the original SystemC implementation. However, as outlined in Section IV-B, both approaches focus on verifying a single peripheral, and do not support asynchronous waiting. Further limitations were highlighted by our evaluation. As is common in symbolic execution, both tools encounter the state space explosion [4], e.g. in the PLIC and GCD modules. This can lead to runtimes above 24 h, or solver runtimes above 120 s. Additionally, complex symbolic expressions can also lead to solver runtimes above 120 s, as observed in the Hash module. Nonetheless, we demonstrated that errors are typically found fast.

IX. CONCLUSIONS

We propose two opposite approaches for the verification of SystemC peripherals using modern symbolic execution tools. Each addresses the incompatibility between unmodified SystemC kernel and unmodified state-of-the-art symbolic execution differently. CrosSym builds on the current state-of-the-art concept of using a replacement SystemC implementation, and is the first cross-level verification method of this kind. This replacement kernel supports key features of both TLM and RTL modelling, while being optimised for symbolic execution of peripherals in isolation. SEFOS (Symbolic Execution For Original SystemC) accommodates the original SystemC implementation by modifying the state-of-the-art symbolic execution engine KLEE [8]. It leverages the SystemC threading behaviour [1] to avoid the overhead associated with verifying general multi-threaded software. As part of SEFOS, we propose the Array Minimisation technique, which

reduces arrays to the entries relevant for a given expression. Independent of the tool, we address peripherals specifically by considering problems with writing symbolic values over the communication interfaces. We evaluated CrosSym and SEFOS under three different criteria, (1) peripheral verification, (2) bug finding, and (3) performance. Both offered a versatile set of features effective in cross-level settings, while remaining competitive with the state-of-the-art in terms of performance. Our evaluation highlighted the important considerations for a comparison between CrosSym and SEFOS. While SEFOS supports the unmodified SystemC kernel and DUV, it does generally require more memory and often more time. For future work, we plan to identify more appropriate search heuristics for symbolically executing hardware peripherals, and thus increase the complexity that symbolic execution of hardware can handle.

REFERENCES

- [1] *IEEE Standard for Standard SystemC® Language Reference Manual*, IEEE Std. 1666-2023, 2023.
- [2] T. De Schutter, *Better Software. Faster!: Best Practices in Virtual Prototyping*. Happy About, 2014.
- [3] R. V. Herdt, D. Große, and R. Drechsler, *Enhanced Virtual Prototyping*. Springer, 2021.
- [4] R. Baldoni, E. Coppa, D. C. D’elia, C. Demetrescu, and I. Finocchi, “A Survey of Symbolic Execution Techniques,” *ACM Comput. Surv.*, vol. 51, no. 3, 2018.
- [5] J. L. Hennessy and D. A. Patterson, “A New Golden Age for Computer Architecture,” *Communications of the ACM*, vol. 62, no. 2, pp. 48–60, 2019.
- [6] P. Pieper, V. Herdt, D. Große, and R. Drechsler, “Verifying SystemC TLM peripherals Using Modern C++ Symbolic Execution Tools,” in *Proceedings of the 59th ACM/IEEE Design Automation Conference*, 2022, pp. 1177–1182.
- [7] K. A. Rudkowski, S. Ahmadi-Pour, and R. Drechsler, “CrosSym: Cross-Level Verification of SystemC Peripherals using Symbolic Execution,” in *2025 28th International Symposium on Design & Diagnostics of Electronic Circuits & Systems (DDECS)*, 2025, pp. 153–156.
- [8] C. Cadar, D. Dunbar, and D. Engler, “KLEE: Unassisted and Automatic Generation of High-Coverage Tests for Complex Systems Programs,” in *Proceedings of the 8th USENIX Conference on Operating Systems Design and Implementation*, ser. OSDI’08, 2008, p. 209–224.
- [9] Y. Shoshitaishvili, R. Wang, C. Salls, N. Stephens, M. Polino, A. Dutcher, J. Grosen, S. Feng, C. Hauser, C. Kruegel, and G. Vigna, “SOK: (State of) The Art of War: Offensive Techniques in Binary Analysis,” in *2016 IEEE Symposium on Security and Privacy (SP)*, 2016, pp. 138–157.
- [10] P. Herber, M. Pockrandt, and S. Glesner, “STATE – A SystemC to Timed Automata Transformation Engine,” in *2015 IEEE 17th ICHPCC, 2015 IEEE 7th CSS, and 2015 IEEE 12th ICESS*, 2015, pp. 1074–1077.
- [11] S. Deng, W. Wu, and J. Bian, “Bounded Model Checking for RTL Circuits Based on Algorithm Abstraction Refinement,” in *2006 8th International Conference on Solid-State and Integrated Circuit Technology Proceedings*, 2006, pp. 2082–2084.
- [12] P. Bavonparadon and P. Chongstitvatana, “RTL Formal Verification of Embedded Processors,” in *2002 IEEE International Conference on Industrial Technology, 2002. IEEE ICIT ’02.*, vol. 1, 2002, pp. 667–672.
- [13] V. Herdt, H. M. Le, D. Große, and R. Drechsler, “Verifying SystemC Using Intermediate Verification Language and Stateful Symbolic Simulation,” *IEEE Transactions on Computer-Aided Design of Integrated Circuits and Systems (TCAD)*, vol. 38, no. 7, pp. 1359–1372, 2019.
- [14] A. Cimatti, A. Micheli, I. Narasamdya, and M. Roveri, “Verifying SystemC: A software model checking approach,” in *2010 Formal Methods in Computer-Aided Design (FMCAD)*, 2010, pp. 51–59.
- [15] N. Bruns, V. Herdt, D. Große, and R. Drechsler, “Efficient Cross-Level Processor Verification Using Coverage-Guided Fuzzing,” in *Proceedings of the Great Lakes Symposium on VLSI 2022*, ser. GLSVLSI ’22, 2022, p. 97–103.
- [16] G. Zhang, P. Wang, T. Yue, D. Liu, Y. Guo, and K. Lu, “Instiller: Toward Efficient and Realistic RTL Fuzzing,” *IEEE TCAD*, vol. 43, no. 7, pp. 2177–2190, 2024.
- [17] S. Ahmadi-Pour, M. Logemann, V. Herdt, and R. Drechsler, “Synergistic Verification of Hardware Peripherals through Virtual Prototype Aided Cross-Level Methodology Leveraging Coverage-Guided Fuzzing and Co-Simulation,” *Chips*, vol. 2, pp. 195–208, 2023.
- [18] B. Lin, K. Cong, Z. Yang, Z. Liao, T. Zhan, C. Havlicek, and F. Xie, “Concolic Testing of SystemC Designs,” in *2018 19th International Symposium on Quality Electronic Design (ISQED)*, 2018, pp. 1–7.
- [19] X. Meng, S. Kundu, A. K. Kanuparthi, and K. Basu, “RTL-ConTest: Concolic Testing on RTL for Detecting Security Vulnerabilities,” *IEEE TCAD*, vol. 41, no. 3, pp. 466–477, 2022.
- [20] Y. Lyu and P. Mishra, “Scalable Concolic Testing of RTL Models,” *IEEE Transactions on Computers*, vol. 70, no. 7, pp. 979–991, 2021.
- [21] A. Ahmed, F. Farahmandi, and P. Mishra, “Directed Test Generation Using Concolic Testing on RTL Models,” in *2018 DATE*, 2018, pp. 1538–1543.
- [22] K. Ryan and C. Sturton, “Sylvia: Countering the Path Explosion Problem in the Symbolic Execution of Hardware Designs,” in *2023 FMCAD*, 2023, pp. 110–121.
- [23] (2004) Verilator Compiler. [Online]. Available: <https://www.veripool.org/verilator/>
- [24] A. Vafaei, N. Hooten, M. Tehranipoor, and F. Farahmandi, “SymbA: Symbolic Execution at C-level for Hardware Trojan Activation,” in *2021 IEEE International Test Conference (ITC)*, 2021, pp. 223–232.
- [25] Y. Zhang, W. Feng, and M. Huang, “Automatic Generation of High-Coverage Tests for RTL Designs Using Software Techniques and Tools,” in *2016 IEEE 11th Conference on Industrial Electronics and Applications (ICIEA)*, 2016, pp. 856–861.
- [26] N. Bruns, V. Herdt, and R. Drechsler, “Processor Verification using Symbolic Execution: A RISC-V Case-Study,” in *2023 DATE*, 2023, pp. 1–6.
- [27] R. Zhang, C. Deutschbein, P. Huang, and C. Sturton, “End-to-End Automated Exploit Generation for Validating the Security of Processor Designs,” in *2018 51st Annual IEEE/ACM International Symposium on Microarchitecture (MICRO)*, 2018, pp. 815–827.
- [28] P. González-de Aledo, N. Przigoda, R. Wille, R. Drechsler, and P. Sánchez, “Towards a Verification Flow Across Abstraction Levels Verifying Implementations Against Their Formal Specification,” *IEEE TCAD*, vol. 36, no. 3, pp. 475–488, 2017.
- [29] B. Lin, Z. Yang, K. Cong, and F. Xie, “Generating High Coverage Tests for SystemC Designs Using Symbolic Execution,” in *2016 21st Asia and South Pacific Design Automation Conference (ASP-DAC)*, 2016, pp. 166–171.
- [30] V. Chipounov, V. Kuznetsov, and G. Candea, “The S2E Platform: Design, Implementation, and Applications,” *ACM Trans. Comput. Syst.*, vol. 30, no. 1, Feb. 2012.
- [31] D. Trabish and N. Rinetzy, “Relocatable addressing model for symbolic execution,” in *Proceedings of the 29th ACM SIGSOFT International Symposium on Software Testing and Analysis*, ser. ISSTA 2020, 2020, p. 51–62.
- [32] (2020) SiFive FE310-G000 Manual. [Online]. Available: <https://static.dev.sifive.com/FE310-G000.pdf>
- [33] V. Ganesh and D. L. Dill, “A Decision Procedure for Bit-Vectors and Arrays,” in *Computer Aided Verification*, W. Damm and H. Hermanns, Eds., 2007, pp. 519–531.