

# Beyond ROUGE: N-Gram Subspace Features for LLM Hallucination Detection

Jerry Li

University of California, Riverside  
jli793@ucr.edu

Evangelos Papalexakis

University of California, Riverside  
epapalex@cs.ucr.edu

## ABSTRACT

Large Language Models (LLMs) have demonstrated effectiveness across a wide variety of tasks involving natural language, however, a fundamental problem of hallucinations still plagues these models, limiting their trustworthiness in generating consistent, truthful information. Detecting hallucinations has quickly become an important topic, with various methods such as uncertainty estimation, LLM Judges, retrieval augmented generation (RAG), and consistency checks showing promise. Many of these methods build upon foundational metrics, such as ROUGE, BERTScore, or Perplexity, which often lack the semantic depth necessary to detect hallucinations effectively. In this work, we propose a novel approach inspired by ROUGE that constructs an N-Gram frequency tensor from LLM-generated text. This tensor captures richer semantic structure by encoding co-occurrence patterns, enabling better differentiation between factual and hallucinated content. We demonstrate this by applying tensor decomposition methods to extract singular values from each mode and use these as input features to train a multi-layer perceptron (MLP) binary classifier for hallucinations. Our method is evaluated on the HaluEval dataset and demonstrates significant improvements over traditional baselines, as well as competitive performance against state-of-the-art LLM judges.

## KEYWORDS

Hallucination Detection, N-Grams, Tensor Decomposition

## 1 INTRODUCTION

Large Language Models (LLMs) have been deployed increasingly across a wide range of applications due to their impressive natural language capabilities. However, a persistent and fundamental challenge that remains across all generative models is hallucinations. These behaviors occur as an LLM must output some sort of answer regardless of the factual truth of the response. Now, with the growing usage of LLMs in important domains such as healthcare, software engineering, customer support, and education, reliably detecting and mitigating these hallucinations has become essential.

In recent years, there have been various approaches in mitigating LLM hallucinations, such as Chain-of-Thought (CoT) [27], Retrieval-Augmented Generation (RAG) [1, 10], and automatic fact verification systems [4, 6, 16]. Combined with scaling, these methods have proved successful in decreasing the hallucination rates of Large Language models. As LLMs hallucinate less, reliably detecting the remaining hallucinations becomes equally important for researchers and users. Lightweight, uncertainty-based detectors use logit-based metrics such as perplexity, entropy, or log probability to flag possible hallucinations and judge the factuality in the generated text [13, 22, 25]. Despite their simplicity and interpretability, they struggle in domain-specific tasks where detecting

hallucinations requires fact verification, not confidence estimates. Consistency checks are another growing set of methods where works such as SelfCheckGPT [15] and INSIDE [3] utilize one LLM as a self-checker or judge for another LLM’s responses. However, these types of methods largely depend on the LLM’s consistency and can be less interpretable. Retrieval-Augmented Generation (RAG) augments an LLM with external knowledge and has also been used to detect hallucinations via retrieval-based factual validation [19, 26]. This works well on domain-specific tasks but depends on high-quality external sources and retrieval infrastructure. Other alternative recent methods, such as LLM-Check [24] propose to utilize the internal hidden states and attention maps of these black box models for more accurate real-time analysis.

Despite the wide range of options for hallucination detection, achieving one that is effective across domains, interpretability, and lightweightness is still difficult. To navigate these trade-offs, we revisit the classic N-Gram based metrics of ROUGE [12] and BLEU [21], which were widely used for early summarization and translation tasks [7]. These often fell short when identifying underlying differences in the semantics of factual and hallucinated content [14, 23]. Newer variants such as ROUGE-L [8], BERTScore [30], BARTScore [29], and Perplexity [7] demonstrated improvements but still lag behind more modern approaches like LLM Judges or systems using internal/external sources [2, 7]. Consequently, pure N-Gram methods have mostly faded from prominence, however, we believe the information source from N-Grams still provides usefulness in the challenge of hallucination detection.

In this work, we propose a method that retains the formation of N-Grams, but changes how this signal of information is used. Instead of an overlap score, we construct an N-dimensional tensor based on the occurrences of N-Grams within LLM-generated documents and apply matrix/tensor decomposition to extract the singular values. These values summarize the latent structure that can distinguish factual and hallucinated generations while maintaining effectiveness and transferability across domains. We demonstrate this by using these singular values as input features for a binary classifier to detect hallucinations. In summary, the contributions of this paper are:

- A novel method of extracting latent relationships from N-Gram structured documents through principled matrix and tensor methods.
- Experimental results on using singular values from constructed N-Gram Tensors as input features for a hallucination binary classifier for LLM-generated text.

## 2 PROPOSED METHOD: N-GRAM TENSOR

We propose representing LLM-generated text using N-Gram tensors, where each entry reflects the count of a specific N-Gram across

the text. Notably, we observe that as the reference text length increases, the N-Gram tensor captures more meaningful and discriminative information. This is demonstrated in our experiments with our singular value-based Hallucination classifier. We construct the N-Gram Tensor in three main steps. **(1)** We first group together texts with the same label, either hallucinated or factual, and convert them into N-Grams. Varying group sizes are used to populate the tensor to be more dense. **(2)** We then build a vocabulary based on the aggregated text within each group. **(3)** Finally, we construct the N-Gram tensor, where the Tensor mode corresponds to the N-Gram size and each axis represents the vocabulary. Each entry in the tensor is populated with the frequency of the corresponding N-Gram’s occurrences.

there

## 2.1 Text Grouping

Let  $G = \{d_1, d_2, \dots, d_M\}$  denote a grouping of  $M \in \mathbb{N}_{>0}$  text entries. For each entry  $d_i \in G$ , we extract its sequence of  $N$ -grams, defined as

$$\mathcal{G}_N(d_i) = \{(w_j, w_{j+1}, \dots, w_{j+N-1}) \mid 1 \leq j \leq |d_i|\},$$

where  $w_j$  denotes the  $j$ -th token in  $d_i$ , and  $|d_i|$  is the total number of tokens in  $d_i$ . We denote the union of all  $N$ -grams across the group as

$$\mathcal{G}_N(G) = \bigcup_{i=1}^M \mathcal{G}_N(d_i).$$

## 2.2 Vocabulary Construction

Using the union of all  $N$ -grams across the group, we can create a group vocabulary  $V$ , defined as

$$V = \{v_1, v_2, \dots, v_{|V|}\}$$

where it’s the set of all distinct tokens appearing in any  $N$ -gram in  $\mathcal{G}_N(G)$ .

## 2.3 N-Gram Tensor Construction

Using our defined vocabulary, let

$$\phi : V \longrightarrow \{1, 2, \dots, |V|\}$$

be a bijection that assigns each token  $v \in V$  a unique integer index  $\phi(v)$ . Using  $\phi$ , every  $N$ -gram  $g = (w_1, \dots, w_N)$  is mapped to its index-tuple

$$\pi(g) = (\phi(w_1), \dots, \phi(w_N)) \in \{1, \dots, |V|\}^N.$$

We can now define the order- $N$  N-Gram frequency tensor

$$C \in \mathbb{N}^{\underbrace{|V| \times \dots \times |V|}_{N \text{ modes}}},$$

whose entry at index tuple  $(i_1, \dots, i_N)$  is

$$C_{i_1, \dots, i_N} = \left| \{g \in \mathcal{G}_N(G) \mid \pi(g) = (i_1, \dots, i_N)\} \right|.$$

In other words,  $C_{i_1, \dots, i_N}$  counts how many times the  $N$ -gram  $(v_{i_1}, v_{i_2}, \dots, v_{i_N})$  appears in the grouping  $G$ .

**Table 1: Comparison of average n-gram counts and response lengths for hallucinated and factual responses across HaluEval subsets.**

Metric	Dialogue	General	Summary	QA
Avg. Hallucinated N-Gram	13.8891	64.8307	48.3906	7.7184
Avg. Factual N-Gram	8.6047	65.0951	37.5351	1.1782
Avg. Hallucinated Length	85.022	377.7448	325.2583	53.669
Avg. Factual Length	51.751	394.2876	239.7157	13.0485

## 3 EXPERIMENTS

### 3.1 Experimental Setup

**Dataset and Evaluation.** In our experiments, we utilize the HaluEval dataset [11] along with its three subsets: General, Dialogue, and Summary. These categories provide hallucinated LLM responses and ground truth factual references for user queries across four common task types. The documents in HaluEval are sourced from HotpotQA [28], OpenDialKG [17], and CNN/Daily Mail [18], ensuring a diverse set of contexts.

**Implementation Details.** To extract features for our hallucination classifier, we construct N-Gram Tensors following the methodology described in Section 2. We then apply tensor decomposition techniques, specifically Singular Value Decomposition (SVD) for matrices and Tucker Decomposition [5] and Canonical Polyadic (CP) Decomposition for higher-order tensors, to extract their singular values using the Tensorly Python library [9]. With Tucker Decomposition, singular values are approximated by flattening and taking the top- $k$  absolute values from the Tucker core tensor, while with CPD, they’re extracted through the CP decomposition weights. The resulting singular values across modes are flattened into a fixed-length vector. Each vector is labeled according to whether it corresponds to a hallucinated or non-hallucinated text segment. To ensure uniform input dimensionality, all vectors are cropped or padded to length  $k$ , a tunable hyperparameter. This process is applied to each subset of HaluEval, using an 80/20 train-evaluation split within each subset. For experiments done with group sizes larger than 1, we construct the text groups using only each respective train-eval split. Our code is available online.<sup>1</sup>

### 3.2 Singular Value Classifier

We train a multi-layer perceptron (MLP) for binary classification using the extracted singular value vectors as input. Training is done separately across four different text group sizes of 1, 5, 20, and 40 for the N-Gram Tensor. The MLP consists of four fully connected layers with hidden dimensions of 48, 64, 32, and 1. ReLU activation is applied between layers, and the model is optimized using binary cross-entropy (BCE) loss. For each experiment across all HaluEval subsets, we train for 20 epochs with a learning rate of  $1e - 4$ .

### 3.3 Results

In this section, we present the evaluation results of our MLP binary classifier across various text group sizes and compare it to baseline metrics. The experiments were conducted across three subsets of

<sup>1</sup><https://github.com/Jeli04/NGram-Subspace-Evaluation>

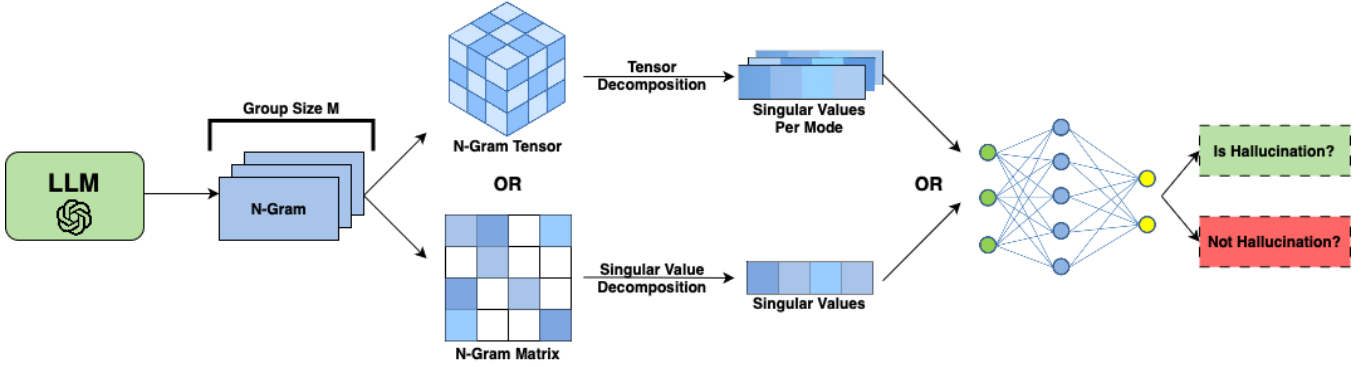


Figure 1: N-Gram Matrix/Tensor creation and input feature extraction process for the binary MLP classifier.

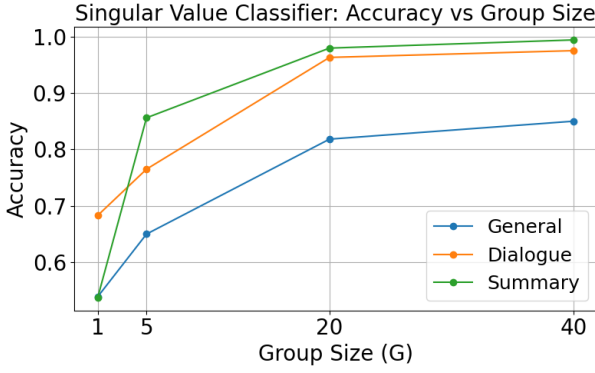


Figure 2: Performance comparison as text group size increases in N-Gram Matrix construction. Larger group sizes consistently improve binary classifier performance across all HaluEval subsets.

HaluEval: General, Dialogue, and Summary, with varying text group sizes of 1, 5, 20, and 40. The group sizes indicate the number of text samples aggregated into a single matrix or tensor during the creation of our N-Gram Tensor. For group sizes 1 and 5, a feature size (hyperparameter  $k$ ) of 20 was used, while for group sizes 20 and 40, a feature size of 40 was chosen. These feature sizes were determined through trial and error in experimentation. The QA subset was left out due to a noticeable, strong textual bias where the factual answers were consistently shorter phrases.

**3.3.1 Baselines.** Table 2 summarizes our experimental results. We first evaluated three baseline metrics: Perplexity, Rouge-L, and BERTScore. We first calibrate thresholds on the train subsets with Youden’s J Statistic, a measure maximizing the difference between true positive and false positive rates. Afterwards, we apply a simple binary classification using this calibrated threshold on the evaluation subset. Between these three, Perplexity consistently achieved the highest scores across all HaluEval subsets. However, it still fell short compared to our method when larger group sizes were employed. Additionally, we also use the HaluEval code repository to evaluate a GPT-4o [20] LLM judge.

**3.3.2 Singular Value Decomposition Features.** Table 2 demonstrates the results when we train the binary MLP classifier on SVD singular values created from 2-Gram Matrices. The results consistently improve as the group size increases, highlighting an underlying trend of denser and more populated matrices yielding better performances as shown in Figure 2. For group sizes of 1, our method performed worse than Perplexity in the General and Summary subsets, however, starting from a group size of 5, our method significantly surpassed Perplexity and eventually even outperformed the GPT-4o based LLM Judge, notably at larger group sizes of 20 and 40. This supports that aggregating more context into singular value feature representations effectively improves the classifier’s performance.

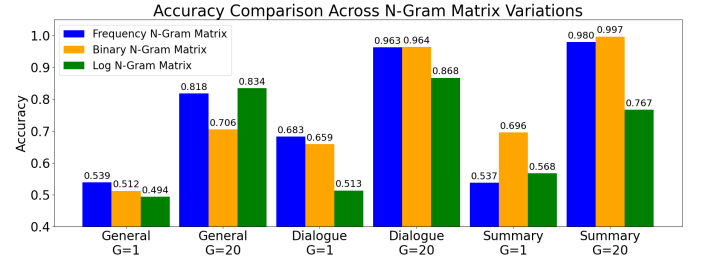


Figure 3: Comparison of performances between Binary, Log Frequency, and Frequency N-Gram matrices. Alternative methods demonstrate the robustness of the Frequency matrix against textual biases across dataset categories.

**3.3.3 Performance from Textual Bias.** Our evaluation across the various subsets of HaluEval demonstrates significant performance improvements as the group size increases. Specifically, for larger group sizes (20 and 40), we observed exceptionally high results, raising concerns about the potential influence of unwanted textual biases within each subset. Given that each subset naturally contains distinct characteristics and potential biases, as seen with N-Gram lengths in Table 1, it is important to assess whether our binary classifier is leveraging these biases unintentionally.

To investigate this, we created two additional variations of our N-Gram Matrix. Instead of tracking N-Gram frequencies directly,

Dataset	Method	AUROC	AUPR	F1	Accuracy
General	Perplexity	0.5113	0.5054	0.5523	0.5552
	Rouge-L	0.4784	0.4831	0.5015	0.5153
	BERTScore	0.5148	0.5186	0.4907	0.4877
	GPT4o Judge	–	–	0.3233	0.7910
	SVD-G1	0.5399	0.5213	0.5810	0.5390
	SVD-G5	0.6500	0.6041	0.6051	0.6500
	SVD-G20	0.8182	0.7475	0.8305	0.8182
	SVD-G40	–	–	0.8619	0.8500
Dialogue	Perplexity	0.5000	0.4996	0.5525	0.6275
	Rouge-L	0.4947	0.4921	0.5097	0.5045
	BERTScore	0.4762	0.4797	0.5197	0.5275
	GPT4o Judge	–	–	0.7617	0.7031
	SVD-G1	0.6830	0.6213	0.7015	0.6830
	SVD-G5	0.7650	0.7112	0.7516	0.7650
	SVD-G20	0.9630	0.9400	0.9635	0.9630
	SVD-G40	–	–	1.0000	0.9750
Summary	Perplexity	0.4990	0.4990	0.5564	0.6000
	Rouge-L	0.4863	0.4875	0.5003	0.4995
	BERTScore	0.5012	0.5015	0.4972	0.4955
	GPT4o Judge	–	–	0.6874	0.7480
	SVD-G1	0.5375	0.5197	0.6247	0.5375
	SVD-G5	0.8560	0.8018	0.8577	0.8560
	SVD-G20	0.9795	0.9775	0.9792	0.9795
	SVD-G40	0.9940	0.9935	0.9940	0.9940

**Table 2: Performance comparison between baseline methods and our SVD-feature-based classifier across HaluEval subsets. SVD-GX indicates the group size X used to construct the matrix. Empty entries are due to constraints with memory when constructing tensors.**

these alternative matrices utilized binary and log-frequency representations. The binary based matrix eliminates frequencies from being measured completely, while the log-frequency normalizes the frequencies, reducing the impact of outliers. These approaches aim to minimize reliance on potentially biased N-Grams specific to each subset category. As shown in Figure 3, we compare these N-Gram matrix variations across group sizes 1 and 20 for all three subsets.

Interestingly, certain group and subset combinations demonstrated comparable or even improved performance with the alternative representations. These experiments suggest that our method using frequency based N-Gram matrices is robust enough and minimally influenced by category-specific textual biases.

## 4 CONCLUSION

In this work, we proposed a novel approach for capturing latent structure from N-Gram-based matrices and tensors to distinguish hallucinated from factual LLM-generated text. By using singular

Dataset	Method	AUROC	AUPR	F1	Accuracy
General	TUCKER-G1	0.5530	0.5285	0.6263	0.553
	TUCKER-G5	0.6165	0.5714	0.6224	0.6165
	TUCKER-G20	0.6510	0.5978	0.6551	0.651
	TUCKER-G40	–	–	–	–
	CPD-G1	0.6285	0.5802	0.6352	0.6285
	CPD-G5	0.7025	0.6488	0.6806	0.7025
	CPD-G20	–	–	–	–
	CPD-G40	–	–	–	–
Dialogue	TUCKER-G1	0.6735	0.6148	0.6853	0.6735
	TUCKER-G5	0.7840	0.7646	0.7394	0.784
	TUCKER-G20	0.8310	0.7638	0.8401	0.831
	TUCKER-G40	0.9010	0.8670	0.8993	0.901
	CPD-G1	0.6045	0.5626	0.6143	0.6045
	CPD-G5	0.6540	0.6018	0.6462	0.6540
	CPD-G20	0.6455	0.5922	0.6606	0.6455
	CPD-G40	0.7130	0.6417	0.7491	0.7130
Summary	TUCKER-G1	0.5530	0.5285	0.6263	0.553
	TUCKER-G5	0.6165	0.5714	0.6224	0.6165
	TUCKER-G20	0.6510	0.5978	0.6551	0.651
	TUCKER-G40	–	–	–	–
	CPD-G1	0.6285	0.5802	0.6352	0.6285
	CPD-G5	0.7025	0.6488	0.6806	0.7025
	CPD-G20	–	–	–	–
	CPD-G40	–	–	–	–

**Table 3: Comparison of TUCKER-based and CPD-based methods across HaluEval subsets. Empty entries are due to constraints with memory when constructing tensors.**

values from these representations as input to a binary MLP classifier, our method matches or outperforms classical metrics and a modern LLM judge across multiple settings. To confirm robustness and rule out textual bias, we evaluated alternative representations, demonstrating the reliability of our approach.

Although hallucination detection has made significant advances, there remains substantial room for exploring the underlying mechanisms of hallucination. Future work should focus on improving the interpretability of our N-Gram Matrices and Tensors to better understand how they capture differences between hallucinated and factual text. Additionally, investigating how hallucinations differ across text categories could offer valuable insights into the nature of LLM hallucinations.

## 5 GENERATIVE AI DISCLOSURE

Other than latex formatting, this document was created without assistance from AI tools. The content has been reviewed and edited by a human. Please contact the author if you have concerns or comments.

## 6 ACKNOWLEDGEMENTS

This research was supported in part by the National Science Foundation under CAREER grant no. IIS 2046086, grant no. No. 2431569 and CREST Center for Multidisciplinary Research Excellence in CyberPhysical Infrastructure Systems (MECIS) grant no. 2112650, and by the University Transportation Center for Railway Safety (UTCRS) at UTRGV through the USDOT UTC Program under Grant No. 69A3552348340. The views and conclusions contained in this document are those of the authors and should not be interpreted as representing the official policies, either expressed or implied, of the U.S. Government.

## REFERENCES

- [1] Orlando Ayala and Patrice Bechard. 2024. Reducing hallucination in structured outputs via Retrieval-Augmented Generation. In *Proceedings of the 2024 Conference of the North American Chapter of the Association for Computational Linguistics: Human Language Technologies (Volume 6: Industry Track)*. Association for Computational Linguistics, 228–238. <https://doi.org/10.18653/v1/2024.naacl-industry.19>
- [2] Zechen Bai, Pichao Wang, Tianjun Xiao, Tong He, Zongbo Han, Zheng Zhang, and Mike Zheng Shou. 2025. Hallucination of Multimodal Large Language Models: A Survey. arXiv:2404.18930 [cs.CV] <https://arxiv.org/abs/2404.18930>
- [3] Chao Chen, Kai Liu, Ze Chen, Yi Gu, Yue Wu, Mingyuan Tao, Zhihang Fu, and Jieping Ye. 2024. INSIDE: LLMs’ Internal States Retain the Power of Hallucination Detection. arXiv:2402.03744 [cs.CL] <https://arxiv.org/abs/2402.03744>
- [4] I-Chun Chern, Steffi Chern, Shiqi Chen, Weizhe Yuan, Kehua Feng, Chunting Zhou, Junxian He, Graham Neubig, and Pengfei Liu. 2023. FacTool: Factuality Detection in Generative AI – A Tool Augmented Framework for Multi-Task and Multi-Domain Scenarios. arXiv:2307.13528 [cs.CL] <https://arxiv.org/abs/2307.13528>
- [5] Lieven De Lathauwer, Bart De Moor, and Joos Vandewalle. 2000. A multilinear singular value decomposition. *SIAM J. Matrix Anal. Appl.* 21, 4 (2000), 1253–1278.
- [6] Shehzaad Dhuliawala, Mojtaba Komeli, Jing Xu, Roberta Raileanu, Xian Li, Asli Celikyilmaz, and Jason Weston. 2023. Chain-of-Verification Reduces Hallucination in Large Language Models. arXiv:2309.11495 [cs.CL] <https://arxiv.org/abs/2309.11495>
- [7] Lei Huang, Weijiang Yu, Weitao Ma, Weihong Zhong, Zhangyin Feng, Haotian Wang, Qianglong Chen, Weihua Peng, Xiaocheng Feng, Bing Qin, and Ting Liu. 2025. A Survey on Hallucination in Large Language Models: Principles, Taxonomy, Challenges, and Open Questions. *ACM Transactions on Information Systems* 43, 2 (Jan. 2025), 1–55. <https://doi.org/10.1145/3703155>
- [8] Ziwei Ji, Tiezheng Yu, Yan Xu, Nayeon Lee, Etsuko Ishii, and Pascale Fung. 2023. Towards Mitigating LLM Hallucination via Self Reflection. In *Findings of the Association for Computational Linguistics: EMNLP 2023*, Houda Bouamor, Juan Pino, and Kalika Bali (Eds.). Association for Computational Linguistics, Singapore, 1827–1843. <https://doi.org/10.18653/v1/2023.findings-emnlp.123>
- [9] Jean Kossai, Yannis Panagakis, Anima Anandkumar, and Maja Pantic. 2018. TensorLy: Tensor Learning in Python. arXiv:1610.09555 [cs.LG] <https://arxiv.org/abs/1610.09555>
- [10] Patrick Lewis, Ethan Perez, Aleksandra Piktus, Fabio Petroni, Vladimir Karpukhin, Naman Goyal, Heinrich Küttler, Mike Lewis, Wen tau Yih, Tim Rocktäschel, Sebastian Riedel, and Douwe Kiela. 2021. Retrieval-Augmented Generation for Knowledge-Intensive NLP Tasks. arXiv:2005.11401 [cs.CL] <https://arxiv.org/abs/2005.11401>
- [11] Junyi Li, Xiaoxue Cheng, Wayne Xin Zhao, Jian-Yun Nie, and Ji-Rong Wen. 2023. HaluEval: A Large-Scale Hallucination Evaluation Benchmark for Large Language Models. arXiv:2305.11747 [cs.CL] <https://arxiv.org/abs/2305.11747>
- [12] Chin-Yew Lin. 2004. ROUGE: A Package for Automatic Evaluation of Summaries. In *Text Summarization Branches Out*. Association for Computational Linguistics, Barcelona, Spain, 74–81. <https://aclanthology.org/W04-1013/>
- [13] Andrey Malinin and Mark Gales. 2021. Uncertainty Estimation in Autoregressive Structured Prediction. arXiv:2002.07650 [stat.ML] <https://arxiv.org/abs/2002.07650>
- [14] Joshua Maynez, Shashi Narayan, Bernd Bohnet, and Ryan McDonald. 2020. On Faithfulness and Factuality in Abstractive Summarization. In *Proceedings of the 58th Annual Meeting of the Association for Computational Linguistics*, Dan Jurafsky, Joyce Chai, Natalie Schluter, and Joel Tetreault (Eds.). Association for Computational Linguistics, Online, 1906–1919. <https://doi.org/10.18653/v1/2020.acl-main.173>
- [15] Ning Miao, Yee Whye Teh, and Tom Rainforth. 2023. SelfCheck: Using LLMs to Zero-Shot Check Their Own Step-by-Step Reasoning. arXiv:2308.00436 [cs.AI] <https://arxiv.org/abs/2308.00436>
- [16] Sewon Min, Kalpesh Krishna, Xinxu Lyu, Mike Lewis, Wen tau Yih, Pang Wei Koh, Mohit Iyyer, Luke Zettlemoyer, and Hannaneh Hajishirzi. 2023. FActScore: Fine-grained Atomic Evaluation of Factual Precision in Long Form Text Generation. arXiv:2305.14251 [cs.CL] <https://arxiv.org/abs/2305.14251>
- [17] Seunghwan Moon, Pararth Shah, Anuj Kumar, and Rajen Subba. 2019. OpenDiKG: Explainable Conversational Reasoning with Attention-based Walks over Knowledge Graphs. In *Proceedings of the 57th Annual Meeting of the Association for Computational Linguistics*, Anna Korhonen, David Traum, and Lluís Màrquez (Eds.). Association for Computational Linguistics, Florence, Italy, 845–854. <https://doi.org/10.18653/v1/P19-1081>
- [18] Ramesh Nallapati, Bowen Zhou, Cicero Nogueira dos santos, Caglar Gulcehre, and Bing Xiang. 2016. Abstractive Text Summarization Using Sequence-to-Sequence RNNs and Beyond. arXiv:1602.06023 [cs.CL] <https://arxiv.org/abs/1602.06023>
- [19] Cheng Niu, Yuanhao Wu, Juno Zhu, Siliang Xu, Kashun Shum, Randy Zhong, Juntong Song, and Tong Zhang. 2024. RAGTruth: A Hallucination Corpus for Developing Trustworthy Retrieval-Augmented Language Models. arXiv:2401.00396 [cs.CL] <https://arxiv.org/abs/2401.00396>
- [20] OpenAI. 2024. GPT-4o System Card. <https://arxiv.org/abs/2410.21276>. Accessed: 2025-06-07.
- [21] Kishore Papineni, Salim Roukos, Todd Ward, and Wei-Jing Zhu. 2002. BLEU: a method for automatic evaluation of machine translation. In *Proceedings of the 40th Annual Meeting on Association for Computational Linguistics (Philadelphia, Pennsylvania) (ACL ’02)*. Association for Computational Linguistics, USA, 311–318. <https://doi.org/10.3115/1073083.1073135>
- [22] Jie Ren, Jiaming Luo, Yao Zhao, Kundan Krishna, Mohammad Saleh, Balaji Lakshminarayanan, and Peter J. Liu. 2023. Out-of-Distribution Detection and Selective Generation for Conditional Language Models. arXiv:2209.15558 [cs.CL] <https://arxiv.org/abs/2209.15558>
- [23] Thomas Scialom, Paul-Alexis Dray, Sylvain Lamprier, Benjamin Piwowarski, Jacopo Staiano, Alex Wang, and Patrick Gallinari. 2021. QuestEval: Summarization Asks for Fact-based Evaluation. In *Proceedings of the 2021 Conference on Empirical Methods in Natural Language Processing*, Marie-Francine Moens, Xuanjing Huang, Lucia Specia, and Scott Wen-tau Yih (Eds.). Association for Computational Linguistics, Online and Punta Cana, Dominican Republic, 6594–6604. <https://doi.org/10.18653/v1/2021.emnlp-main.529>
- [24] Gaurang Sriraman, Siddhant Bharti, Vinu Sankar Sadasivan, Shoumik Saha, Priyatham Kattakinda, and Soheil Feizi. 2024. LLM-Check: Investigating Detection of Hallucinations in Large Language Models. In *The Thirty-eighth Annual Conference on Neural Information Processing Systems*. <https://openreview.net/forum?id=LYx4w3CAgy>
- [25] Liam van der Poel, Ryan Cotterell, and Clara Meister. 2022. Mutual Information and Hallucinations in Abstractive Summarization. In *Proceedings of the 2022 Conference on Empirical Methods in Natural Language Processing*. Association for Computational Linguistics, Abu Dhabi, United Arab Emirates. <https://arxiv.org/abs/2210.13210>
- [26] Neeraj Varshney, Wenlin Yao, Hongming Zhang, Jianshu Chen, and Dong Yu. 2023. A Stitch in Time Saves Nine: Detecting and Mitigating Hallucinations of LLMs by Validating Low-Confidence Generation. arXiv:2307.03987 [cs.CL] <https://arxiv.org/abs/2307.03987>
- [27] Yixuan Weng, Minjun Zhu, Fei Xia, Bin Li, Shizhu He, Shengping Liu, Bin Sun, Kang Liu, and Jun Zhao. 2023. Large Language Models are Better Reasoners with Self-Verification. arXiv:2212.09561 [cs.AI] <https://arxiv.org/abs/2212.09561>
- [28] Zhilin Yang, Peng Qi, Saizheng Zhang, Yoshua Bengio, William W. Cohen, Ruslan Salakhutdinov, and Christopher D. Manning. 2018. HotpotQA: A Dataset for Diverse, Explainable Multi-hop Question Answering. arXiv:1809.09600 [cs.CL] <https://arxiv.org/abs/1809.09600>
- [29] Weizhe Yuan, Graham Neubig, and Pengfei Liu. 2021. BARTScore: Evaluating Generated Text as Text Generation. arXiv:2106.11520 [cs.CL] <https://arxiv.org/abs/2106.11520>
- [30] Tianyi Zhang, Varsha Kishore, Felix Wu, Kilian Q. Weinberger, and Yoav Artzi. 2020. BERTScore: Evaluating Text Generation with BERT. arXiv:1904.09675 [cs.CL] <https://arxiv.org/abs/1904.09675>