

Less is More Tokens: Efficient Math Reasoning via Difficulty-Aware Chain-of-Thought Distillation

Abdul Waheed* Chancharik Mitra* Laurie Z. Wang* Deva Ramanan Bhiksha Raj
Carnegie Mellon University
{abdulw, cmitra, zihaow3, deva, bhiksha}@andrew.cmu.edu

Abstract

Chain-of-thought reasoning, while powerful, can produce unnecessarily verbose output for simpler problems. We present a framework for difficulty-aware reasoning that teaches models to dynamically adjust reasoning depth based on problem complexity. Remarkably, we show that models can be endowed with such dynamic inference pathways without any architectural modifications; we simply post-train on data that is carefully curated to include chain-of-thought traces that are proportional in length to problem difficulty. Our analysis reveals that post-training via supervised fine-tuning (SFT) primarily captures patterns like reasoning length and format, while direct preference optimization (DPO) preserves reasoning accuracy, with their combination reducing length and maintaining or improving performance. Both quantitative metrics and qualitative assessments confirm that models can learn to "think proportionally"—reasoning minimally on simple problems while maintaining depth for complex ones.

1 Introduction

Chain-of-thought (CoT) prompting [52] has emerged as a powerful paradigm to improve the reasoning abilities of large language models (LLMs) across domains such as math, coding, and commonsense reasoning [12, 40, 16, 39]. By generating intermediate steps, CoT enables models to perform complex multi-step inferences more accurately. However, a critical limitation remains: these reasoning traces are often overly verbose, even for problems that require little or no intermediate reasoning. This leads to inefficient "over-thinking" during inference—longer outputs that result in increased latency and computational cost [10]. Indeed, recent estimates of energy costs suggest that inference during model deployment will dwarf the cost and environmental impact of training [45].

In real-world settings, not all problems require the same amount of reasoning. For instance, simple arithmetic questions can be solved in a single step, while harder algebraic or geometric problems demand detailed multi-step explanations. Yet most CoT-enabled models apply a fixed reasoning strategy across all inputs. This is misaligned with how humans allocate cognitive effort: we intuitively adjust how much we think based on task complexity.

Recent efforts, such as L1 [2], introduce explicit length control through reinforcement learning, while work like "Learning How Hard to Think" [14] adapts compute allocation dynamically at inference time. However, these methods either enforce a fixed budget per query or modulate external procedures like a router or sampling, without teaching the model to internally vary its reasoning length. In our work, we address this problem by training the models to *dynamically adjust the granularity and length of their reasoning trajectories based on the difficulty of the input problem*.

*Equal contribution. Laurie’s debugging efforts were generously supported by her avian companion (a bird), whose contributions we also warmly acknowledge.

We propose a general framework for difficulty-aware chain-of-thought reasoning. First, we estimate the difficulty of each math problem using a LLM based grader aligned with AoPS difficulty scales ². Next, we compress long CoT traces generated by a strong LLM into concise reasoning sequences, where the amount of compression is guided by the problem’s difficulty. This produces supervision that reflects the ideal level of reasoning granularity per input. We then fine-tune student models using both supervised fine-tuning (SFT) and direct preference optimization (DPO) [43], training them to imitate difficulty-aligned traces—thinking minimally on easy questions and extensively on hard ones.

We empirically study this setup across unimodal and multimodal models for the math reasoning task. Our work centers around two key research questions: **(RQ1)** Can difficulty-adaptive models match or exceed the accuracy of full CoT models while reducing unnecessary reasoning? **(RQ2)** Do they offer better efficiency-accuracy trade-offs than static or explicitly length-controlled baselines? Our results demonstrate that difficulty-aware reasoning can reduce reasoning token usage by up to 30%, with minimum to no loss—and in some cases, gains—in final answer accuracy. Compared to uniform-length CoT or fixed-budget approaches, our models learn to allocate reasoning effort more effectively across problem types.

In summary, we present a systematic study of difficulty-aware reasoning in math problem solving. We introduce a scalable framework for generating and training on difficulty-aligned CoT traces, and show that LLMs can be taught to reason proportionally to the complexity of the task. Our findings open up promising directions for building more efficient, interpretable, and adaptive reasoning agents—models that not only solve problems, but also know how hard to think.

2 Preliminaries

Large Language Models (LLMs) have shown strong capabilities in multi-step reasoning through *Chain-of-Thought* (CoT) prompting. In this paradigm, models produce explicit intermediate steps when solving a problem, which helps improve both interpretability and answer accuracy. However, CoT traces—especially those generated by powerful reasoning or what we call “thinking” models—are often excessively verbose [10]. They frequently contain *trivial* and/or *redundant* reasoning steps, even for simple problems such as arithmetic or elementary algebra. This verbosity inflates the number of generated tokens, thereby increasing inference latency and computational cost—a key limitation for real-time or resource-constrained deployment.

A central insight motivating our work is that the complexity of reasoning required to solve a problem should vary with the intrinsic difficulty of that problem. Yet, existing CoT methods typically produce reasoning traces of uniform verbosity across a wide range of problem difficulties. This motivates our core hypothesis: *the length and granularity of CoT reasoning should scale with the complexity of the problem.*

Let $x \in \mathcal{X}$ denote an input math problem, and let $y \in \mathcal{Y}$ be the corresponding correct final answer. A CoT-enabled model f solves the problem by generating a reasoning trace $r \in \mathcal{R}$ and a final answer y , such that

$$f(x) = (r, y), \quad r = (r_1, r_2, \dots, r_T),$$

where $T = |r|$ is the length (in tokens) of the reasoning trace. In current models, the expected reasoning length $\mathbb{E}[T \mid d(x)]$ tends to be invariant to the problem difficulty $d(x) \in [1, 10]$, i.e.,

$$\mathbb{E}[T \mid d(x)] \approx \text{constant}, \quad \forall x \in \mathcal{X}.$$

This lack of adaptability leads to inefficient reasoning. Our goal is to design models where the expected reasoning length is positively correlated with the problem difficulty:

$$\mathbb{E}[T \mid d(x)] \propto d(x).$$

Such models would produce concise reasoning for easy problems ($d(x) \ll 10$) and more elaborate reasoning for difficult ones ($d(x) \approx 10$), allocating computational effort proportionally to task complexity.

To enable this, we adopt a teacher-student distillation framework. A high-capacity teacher model f_T generates detailed reasoning traces r_T , which are then passed through a difficulty-aware summarization function:

$$s(r_T, d(x)) \rightarrow \tilde{r},$$

²https://artofproblemsolving.com/wiki/index.php/AoPS_Wiki:Competition_ratings

where \tilde{r} is a compressed reasoning trace that reflects the difficulty $d(x)$. A student model f_S is trained to map

$$x \mapsto (\tilde{r}, y), \quad \text{with } |\tilde{r}| \approx \alpha \cdot d(x), \quad \alpha > 0,$$

thus learning to internalize difficulty-aware reasoning behavior.

This formulation serves two objectives: (1) *Efficiency*, by reducing average token generation per sample, and (2) *Adaptivity*, by tailoring the reasoning depth to the task at hand. Our evaluations assess not only answer correctness but also how well the model modulates reasoning length in accordance with $d(x)$, providing a joint measure of performance and computational efficiency.

3 Method

We present a general framework for difficulty-aware chain-of-thought (CoT) distillation that enables models to adapt their reasoning verbosity based on problem difficulty. Our approach consists of two main stages: (1) data generation through difficulty-aligned compression of *overly* verbose reasoning traces for both unimodal and multimodal mathematical problems, and (2) training using a combination of supervised fine-tuning (SFT) and direct preference optimization (DPO). The key intuition is that by teaching models to imitate traces that are adapted to the complexity of each input, we can encourage efficient and interpretable reasoning without compromising accuracy.

3.1 Data Generation

We begin with a collection of math problems $\{x_i\}_{i=1}^N$, each associated with a long, detailed reasoning trace r_i^{long} generated by a high-capacity teacher model. While these traces are generally accurate, they tend to be overly verbose—offering exhaustive reasoning even for trivial problems. To correct this mismatch, we design a pipeline that compresses each trace into a more concise form based on the difficulty of the underlying problem. To do this, we use *GTP-4o-mini* (temperature = 0.6) with the prompt shown in Figure 5 and 6.

Difficulty Estimation. To assign a scalar difficulty score $d(x_i) \in [1, 10]$ to each problem, we use GPT-4o-mini (temperature=0). The prompt, as shown in Figure 18 is designed to align with the Art of Problem Solving (AoPS) competition difficulty ratings, following the rubric used in SkyThought [46]. This procedure ensures that estimated difficulty scores are stable, human-aligned, and reflect the true complexity of the reasoning required (see Appendix A.2.1).

Difficulty-Aware Compression. Given the difficulty score $d(x_i)$, we compress the long CoT trace r_i^{long} into a shorter version \tilde{r}_i using a prompt-based summarization function:

$$\tilde{r}_i = s(r_i^{\text{long}}, d(x_i)),$$

where $s(\cdot, \cdot)$ represents a deterministic compression process instantiated via few-shot prompting. This function adapts the verbosity of the reasoning proportionally to the problem’s difficulty—minimal steps for easy problems and more elaborate chains for hard ones—while preserving logical correctness and final answer. We generate the resulting training tuples (x_i, \tilde{r}_i, y_i) , where y_i is the correct final answer.

In Table 1, we report the compression ratios across different difficulty levels for both unimodal and multimodal settings. In the unimodal setup, we observe that harder problems tend to require longer reasoning chains, leading to higher compression ratios as difficulty increases. In contrast, the multimodal setup exhibits relatively uniform CoT lengths across difficulty levels, suggesting that the initial reasoning traces are already more optimized. As a result, the compression ratios remain constant or even decrease with increasing difficulty.

Unimodal Data. For unimodal reasoning, we curate approximately 125K unique problems from the *CoT* split of OpenMathReasoning [35], with long reasoning traces generated using DeepSeek-R1 [15] and Qwen-QwQ-32B [47, 57]. The problems span diverse topics (algebra, geometry, number theory) and originate from AoPS forums³.

³<https://artofproblemsolving.com/community>

Multimodal Data. For multimodal data, we use subset of LLaVA-CoT-100K [56], comprising approximately 60,000 examples. Each example includes an extended chain-of-thought generated by **GPT-4o**, which we then condense using **GPT-4o-mini** to produce concise summaries. These summarized reasoning trajectories serve as the training data for our multimodal models.

3.2 Training

Once the difficulty-aligned training data is generated, we train compact student models to replicate this behavior using both supervised and preference-based learning paradigms. We experiment with Qwen2.5-Math (1.5B, 7B) for unimodal, and Qwen2.5-VL (3B, 7B-Instruct) for multimodal setting.

Supervised Fine-Tuning (SFT). SFT serves as the first stage of training, where the model learns to map each input problem to its compressed trace:

$$\min_{\theta} \mathcal{L}_{\text{SFT}} = \sum_{i=1}^N \text{CE}(f_{\theta}(x_i), \tilde{r}_i),$$

where f_{θ} is the student model and CE denotes the cross-entropy loss between its output and the compressed trace. This objective encourages the model to internalize reasoning styles that are aligned with the problem’s complexity.

Direct Preference Optimization (DPO). To further refine reasoning behavior, we apply DPO [43] using preference data. For each input, we treat the compressed trace \tilde{r}_i as the preferred response and the original long trace r_i^{long} as the rejected one. The training objective is:

$$\min_{\theta} \mathcal{L}_{\text{DPO}} = - \sum_{i=1}^N \log \frac{\exp(\beta \cdot \text{KL}(f_{\theta}(x_i), \tilde{r}_i))}{\exp(\beta \cdot \text{KL}(f_{\theta}(x_i), \tilde{r}_i)) + \exp(\beta \cdot \text{KL}(f_{\theta}(x_i), r_i^{\text{long}}))},$$

where β is a temperature parameter and KL denotes the Kullback–Leibler divergence. This step explicitly teaches the model to prefer compressed, efficient reasoning over redundant verbosity, guided by human-aligned preferences.

Hybrid Training (SFT + DPO). We also explore a hybrid training setup where SFT is followed by DPO. This curriculum allows the model to first acquire difficulty-conditioned reasoning patterns through imitation (SFT), and then refine them via preference-based contrastive learning (DPO). We find that this combination yields the most consistent gains across our benchmarks (see Section 5).

Our method systematically generates and distills difficulty-aware CoT traces, encouraging LLMs to “think harder” only when needed. The approach generalizes across modalities and model sizes, and supports efficient reasoning without sacrificing final answer accuracy. In the next section, we describe our experimental setup and metrics for evaluating reasoning efficiency and correctness.

4 Experimental Setup

In this section, we detail the experimental setup used to evaluate our difficulty-aware chain-of-thought distillation framework. Our goal is to assess both the reasoning performance and token efficiency of models trained with difficulty-aligned CoT traces. We evaluate our setup across a diverse suite of unimodal and multimodal benchmarks, compare against strong reasoning and instruction-tuned baselines, and analyze model outputs across problem difficulty levels.

Difficulty	CR (Unimodal)	CR (Multimodal)
1	79.1	49.9
2	84.5	47.6
3	87.0	43.6
4	88.0	40.6
5	88.8	35.1
6	89.4	29.7
7	90.5	16.9
8	90.6	NA
9	90.4	NA
10	88.8	NA

Table 1: Compression ratios (%) across difficulty levels for unimodal and multimodal tasks. Higher values indicate greater reduction in reasoning length. Unimodal compression rises with difficulty, while multimodal ratios remain flat or decrease.

4.1 Models and Datasets

We train our models using the difficulty-aware datasets generated as described in Section 3. For *unimodal* evaluation, we use five math-focused reasoning benchmarks: AIME 2025, MATH [25], AMC, GSM8K [13], and HMMT [3] (2024 & 2025). For *multimodal* evaluation, we use five widely adopted visual reasoning benchmarks: MathVerse [60], HLE (V) [41], MathVision [49], OlympiadBench (V) [23], MMStar [9]. In all multimodal benchmarks, we retain only single-image samples with free-form answer generation, excluding multiple-image inputs and multiple-choice questions when not entirely supported.

4.2 Baselines

For *unimodal* models, we compare against two types of baselines: (1) models trained on long chain-of-thought traces, such as the Qwen series fine-tuned on DeepSeek-R1-generated reasoning; and (2) explicit length-controlled reasoning models like L1 [1]. For *multimodal* models, we compare against: (1) base instruction-tuned models such as Qwen2.5-VL-3B and Qwen2.5-VL-7B-Instruct; and (2) multimodal reasoning models such as LLaVA-CoT-11B [56]. These serve as both upper and lower bounds in terms of token budget.

4.3 Evaluation

Our evaluation consists of three key steps: (1) estimating the difficulty of each evaluation problem using the AoPS-based rating system; (2) *pass@1* rate across benchmarks; and (3) calculating the average number of tokens used across different evaluation benchmarks. For unimodal we directly extract the and match it with the ground truth answer; however, for multimodal models, we observe occasional failures to adhere to prompt formatting, leading to difficulties in automatic answer extraction. To address this, we use a verifier model: given the model-generated solution and the ground-truth answer, we prompt GPT-4o-mini (temperature = 0) to determine correctness. The verification prompt is shown in Appendix A.2.3, Figure 7.

LLM-as-Judge Evaluation Prior work [6] shows that incorrect reasoning can lead to correct answers, while even correct reasoning can sometimes produce the wrong final answer. Further, a key subgoal of our work is to improve the readability of reasoning traces by compressing them, removing redundant or overly verbose content. However, there are no existing automatic metrics for evaluating this aspect. To address this, we perform a human-aligned evaluation of reasoning traces generated by five different models on 100 math problems using the LLM-as-Judge [63, 20]. Each trace is rated across four dimensions: *clarity*, *completeness*, *correctness*, and *redundancy*, using a 1–5 Likert scale. We design clear annotation guidelines for what constitutes a rating of 1 versus 5 for each criterion. These ratings are then assigned by prompting *GPT-4o-mini* (temperature=0).

4.4 Hyperparameters and Implementation Details

We train all models for three epochs with a maximum sequence length of 4096 tokens. Training is conducted using the LLaMA-Factory framework [64]. The hyperparameters are provided in Table 3 in Appendix A.1. For evaluation, we use VLMEvalKit [17] for multimodal models and Hugging Face Transformers [54] for text-only models. All models are trained using mixed precision (fp16) with greedy decoding. Training is carried out on 8×H100 GPUs, and evaluations are run on clusters with varying configurations including 2×H100 and 4×A100 setups. No extensive hyperparameter search is performed due to resource constraints.

Our experimental setup enables a comprehensive evaluation of both accuracy and reasoning efficiency. By comparing models across a wide range of math benchmarks—spanning symbolic and visual reasoning—we demonstrate the impact of difficulty-aware supervision on reasoning behavior. Our results, presented in the next section, reveal clear trends in token-efficiency and reasoning alignment, highlighting the strengths and trade-offs of SFT, DPO, and their combination under our proposed framework. A detailed list of hyperparameters is provided in Appendix A.1, Table 3.

5 Results

We present empirical results demonstrating the effectiveness of our difficulty-aware chain-of-thought (CoT) compression framework across both unimodal (text-only) and multimodal (vision-language) setups. Our evaluation begins by assigning difficulty ratings to each problem using the method described in Section 3, applied to both training and evaluation datasets. As shown in Figure 18, text-only math problems are generally rated as more difficult than multimodal ones based on the AoPS difficulty scale. We then compress the original long CoT traces into concise, non-redundant versions, guided by these difficulty scores. We compare several prompting strategies for this compression and report ablation results in Appendix A.4.

After compressing the long chain-of-thought reasoning, we train and evaluate multiple student models—text-only models (1.5B and 7B) and multimodal models (3B and 7B)—on the compressed traces to assess the effectiveness of our approach. We evaluate the trained models using *Pass@1* and average token count across a wide range of standard evaluation setups. We use ‘GPT-4o’⁴ to calculate token count across our experiments.

Unimodal We evaluate our difficulty-aware compression approach using two text-only student models: R1-Distill-Qwen-1.5B and R1-Distill-Qwen-7B. Combining supervised fine-tuning (SFT) with direct preference optimization (DPO) consistently outperforms either method alone. For instance, on AIME, the 1.5B model improves from 5.0 (SFT) and 18.4 (DPO) to 23.4 with SFT+DPO, while the 7B variant achieves 31.7, up from just 8.4 with SFT alone.

Setup	AIME	AMC	Math	GSM8K	HMMT
<i>Base</i>					
R1-Distill-Qwen-1.5B	20.0 (6768)	54.2 (5381)	77.0 (3588)	83.9 (1660)	12.2 (7176)
R1-Distill-Qwen-7B	35.0 (6360)	71.1 (4723)	86.0 (3050)	88.0 (553)	24.4 (6876)
<i>Thinking</i>					
L1-Qwen-1.5B-Max	24.4 (2280)	67.5 (1976)	83.6 (1693)	87.3 (1479)	11.1 (2272)
Nemotron-1.5B	33.3 (6692)	62.7 (5186)	83.0 (3419)	75.9 (2965)	14.4 (7751)
Nemotron-7B	31.7 (6770)	62.7 (5196)	86.2 (3112)	89.7 (1850)	28.9 (6969)
<i>R1-Distill-Qwen-1.5B</i>					
SFT	5.0 (1081)	38.6 (699)	65.2 (526)	77.6 (241)	0.0 (845)
DPO	18.4 (6964)	50.6 (5524)	74.6 (3864)	82.9 (1733)	10.0 (7388)
SFT + DPO	23.4 (6192)	57.8 (4893)	79.4 (3269)	82.3 (1527)	12.2 (6458)
<i>R1-Distill-Qwen-7B</i>					
SFT	8.4 (864)	51.8 (789)	75.4 (474)	88.5 (244)	2.2 (808)
DPO	25.0 (6584)	62.7 (4932)	86.0 (3062)	89.2 (592)	17.8 (6940)
SFT + DPO	31.7 (5724)	69.9 (4251)	88.8 (2745)	86.9 (498)	20.0 (6188)

Table 2: Performance of unimodal models across seven math reasoning benchmarks. Each cell reports **Pass@1** with **average token count** in parentheses. Our proposed SFT+DPO models are on par or outperform base and individually fine-tuned variants across most benchmarks while generating shorter reasoning traces.

More importantly, our approach yields substantial token efficiency gains. The 1.5B SFT+DPO model surpasses its base counterpart on AIME (23.4 vs. 20.0) while using 8.5% fewer tokens (6,192 vs. 6,768). The 7B variant maintains comparable performance (31.7 vs. 35.0 base) with 10% token reduction (5,724 vs. 6,360). These efficiency gains are particularly pronounced on certain benchmarks—on GSM8K, the 1.5B model achieves near-base accuracy (82.3 vs. 83.9) using only 1,527 tokens compared to 1,660 for the base model. Overall, difficulty-aware CoT compression with preference optimization reduces reasoning trace length by approximately 8–10% while maintaining or improving accuracy across most benchmarks.

Multimodal In our main results (Figure 1), we report *pass@1* with a verifier alongside the average reasoning token counts across multimodal math benchmarks. We find that supervised fine-tuning

⁴<https://github.com/openai/tiktoken>

(SFT) alone already provides strong performance and efficiency: for example, the 7B SFT model attains 28% on MathVerse, outperforming both LLaVA-CoT-11B (22%) and Qwen2.5-VL-3B (25%), and achieves 51% on MMStar compared to 45% and 43% from the same baselines. Direct preference optimization (DPO) alone boosts performance selectively—for instance, reaching 16% on OlympiadBench, on par with Qwen2.5-VL-7B, though it lags behind SFT on MathVision (9% vs. 14%). The combined SFT+DPO consistently delivers the strongest overall outcomes, such as 18% on MathVision (vs. 14% for Qwen2.5-VL-7B) and 51% on MMStar, highlighting the complementarity of the two approaches.

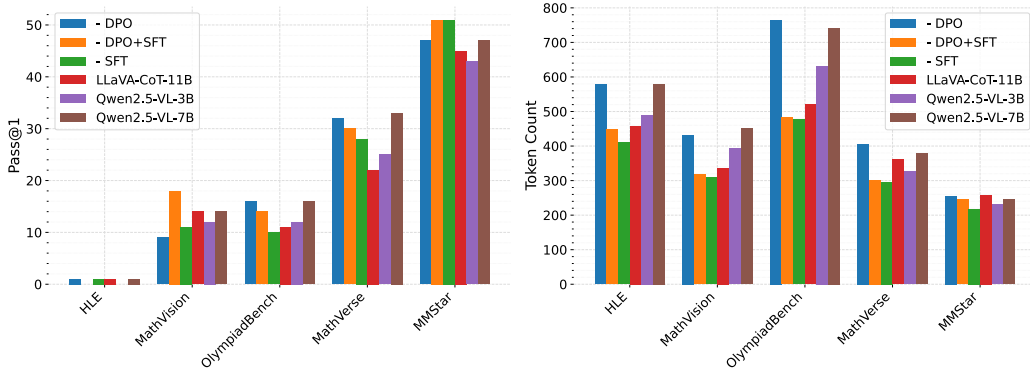


Figure 1: The left bar plot shows pass@1 and the right plot shows average token count in reasoning outputs across multimodal benchmarks. SFT, DPO, and SFT+DPO are our models trained on Qwen2.5-VL-7B-Instruct base.

From Figure 1 (right), we observe that SFT also confers notable efficiency gains, reducing token usage by 25–30% relative to its 7B teacher. For example, average token count drops from 580 to 411 on HLE and from 378 to 296 on MathVerse while maintaining comparable or superior accuracy. DPO by itself generally increases reasoning length, indicating a trade-off between alignment and efficiency. Importantly, the combined SFT+DPO model retains SFT’s efficiency while improving accuracy: on MathVision, it produces 317 tokens on average (vs. 308 for SFT) while boosting *pass@1* from 14% to 18%. Overall, the 7B SFT+DPO model reduces token usage by more than 10% compared to the teacher while achieving +4–5 points higher accuracy across benchmarks.

These results demonstrate that our approach not only achieves competitive or superior accuracy relative to stronger baselines but also maintains compact reasoning traces. In practice, this translates to reductions of up to 30–35% in reasoning length, while allocating tokens adaptively across problem difficulty. Unlike LLaVA-CoT, which shows limited sensitivity to task difficulty, our SFT+DPO models expend more tokens on challenging tasks while compressing easy cases, yielding a balanced trade-off between accuracy and efficiency.

SFT Learns Length and Format. Our initial experiments with supervised fine-tuning (SFT) revealed that while models effectively learned to mimic the structure and brevity of our difficulty-aware summarized traces, this came at the cost of reduced accuracy. As seen in Table 2 and Figure 1, SFT models produced significantly shorter outputs aligned with our compression objectives and consistently adopted the clean, numbered reasoning format used by the gpt4o_DA2 summarizer (see Appendix A.4). This indicates that SFT is effective at learning stylistic and structural patterns present in the training data. However, this stylistic conformity did not translate into better task performance. Despite generating compact and well-formatted responses, SFT models often failed to arrive at the correct final answer, underperforming relative to their base counterparts.

DPO Learns Reasoning Accuracy. In contrast to our SFT results, Direct Preference Optimization (DPO) demonstrated strong improvements in reasoning accuracy across both unimodal and multimodal settings. As shown in Table 2 and Figure 1, DPO-trained models consistently matched or outperformed their base counterparts in accuracy, confirming its effectiveness in aligning model outputs with correctness-oriented preferences. However, DPO offered limited gains in token efficiency. Unlike SFT, which significantly reduced reasoning length, DPO models retained much of the original

verbosity, with only modest compression observed. Qualitative analysis (Appendix A.4) supports the observation that DPO outputs emphasized completeness and correctness over brevity.

SFT+DPO Balances Length and Correctness Objectives. Combining supervised fine-tuning (SFT) with direct preference optimization (DPO) provides an effective strategy for balancing reasoning conciseness with accuracy. As shown in Tables 2 and Figure 1, models trained with this two-stage approach achieve up to 30% reduction in token usage while maintaining or improving final answer accuracy across unimodal and multimodal benchmarks. SFT encourages the model to mimic surface-level patterns in the compressed traces—such as structure and brevity—by minimizing cross-entropy loss. However, it does not explicitly optimize for correctness, especially when critical reasoning steps are condensed in the summaries.

DPO complements this by learning from pairwise preferences, optimizing for correctness and clarity without relying on exact sequence matching. When preferred responses are both accurate and well-formatted, DPO implicitly promotes efficient reasoning while preserving answer quality. Additionally, the KL-regularization term in DPO stabilizes performance, preventing overfitting or degradation in reasoning. When applied after SFT, DPO refines correctness without sacrificing conciseness, resulting in models that produce structured, accurate, and difficulty-aware reasoning traces—directly addressing our core research question (RQ1).

Qualitative Evaluation with LLM-as-Judge We conduct a human-aligned evaluation using the LLM-as-Judge framework, where GPT-4o-mini scores reasoning traces on four dimensions: *clarity*, *completeness*, *correctness*, and *redundancy*.

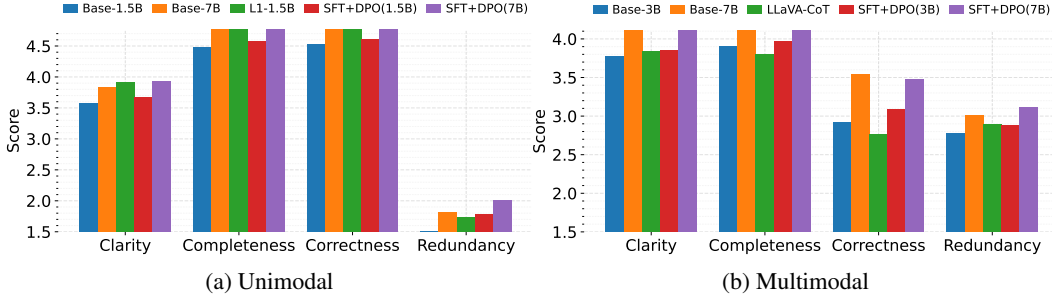


Figure 2: LLM-as-Judge evaluation scores for unimodal and multimodal models. Evaluations are based on a 1–5 Likert scale across four qualitative criteria—clarity, correctness, completeness, and redundancy—using GPT-4o-mini as the evaluator. SFT+DPO consistently improves both content quality and formatting over baseline models.

For unimodal models (Figure 2a), SFT+DPO achieves the most balanced performance, scoring higher than both base and SFT-only models in correctness and completeness, while maintaining strong clarity and low redundancy. SFT alone improves clarity and reduces redundancy but lags in correctness—confirming earlier findings that it captures surface form but may sacrifice answer accuracy. DPO alone maintains correctness but shows relatively higher redundancy, suggesting limited stylistic refinement. These trends are further corroborated by the chain-level CoT scores in Figure 12a, where SFT+DPO ranks highest overall.

In the multimodal setting (Figure 2b), we observe similar patterns. The SFT+DPO models outperform others in clarity and correctness, particularly on structured reasoning tasks like MathVista and OlympiadB. SFT models again exhibit reduced verbosity, while DPO improves correctness but inherits formatting inconsistencies. As shown in Figure 12b, SFT+DPO consistently yields the highest overall CoT ratings, affirming its ability to produce both accurate and readable reasoning.

Together, these results validate the effectiveness of the SFT+DPO approach in producing concise, well-structured, and accurate reasoning traces. They also highlight the importance of aligning optimization objectives with qualitative dimensions beyond final answer accuracy. We provide illustrative examples of reasoning traces generated by our models and corresponding baselines, along with commentary, in Figure 6 and Figure 5, which showcase representative cases for the unimodal and multimodal setups, respectively.

6 Related Work

Chain-of-Thought Reasoning. Chain-of-Thought (CoT) prompting [52] enables step-by-step reasoning in large language models (LLMs) and has been extended to zero-shot variants [28], self-adaptive prompting [44], and complexity-based strategies [18]. Structured variants such as self-consistency [51], Tree-of-Thought [58], and Graph-of-Thought [4, 22] further improve performance by enabling diverse or compositional reasoning. In multimodal settings, CoT has been adapted to enable reasoning across visual and textual inputs [61, 62, 42], enhancing performance on various tasks [32, 33, 55].

Explicit Length-Controlled Reasoning. Recent efforts aim to improve reasoning efficiency by controlling CoT length. L1 [31] uses reinforcement learning to train models for concise yet effective rationales. Other approaches use verifier-guided distillation [65] or prompt compression [21, 53] to regulate verbosity. In multimodal domains, SCOTT [50] and VLAA-Thinker [8] leverage multi-stage summarization and derivation to reduce token usage while maintaining interpretability. These works demonstrate that reasoning length can be adapted without compromising quality.

Efficient Thinking. Efficiency in CoT generation has been explored through latent reasoning (e.g., COCONUT [29]), mechanistic interpretability [38, 5], and task vector methods [24, 48, 27]. Other strategies include activation compression [59, 19], rationale distillation [26, 37], and inference acceleration via speculative decoding [30, 34] or parallel decoding heads [7]. Context compression techniques like Gisting [36] and AutoCompressors [11] also improve scalability by reducing inference cost.

Our work builds on these foundations by integrating difficulty-aware CoT distillation with supervision strategies that dynamically adapt reasoning length based on task complexity. Unlike prior approaches that apply uniform compression or fixed-length control, we train models—both unimodal and multimodal—to reason proportionally to problem difficulty.

7 Conclusion

We present a scalable framework for difficulty-aware chain-of-thought (CoT) distillation that enables models to reason proportionally to problem complexity. By compressing verbose reasoning traces based on difficulty scores and combining supervised fine-tuning (SFT) with direct preference optimization (DPO), our method trains models to produce concise yet accurate reasoning. Our results demonstrate that this two-stage approach yields up to 30% reduction in reasoning length without sacrificing final answer accuracy across both unimodal and multimodal math reasoning benchmarks. While SFT excels at learning structured and concise reasoning styles, DPO preserves correctness by aligning outputs with human preferences. Their combination captures the best of both—conciseness and correctness. Qualitative evaluations using the LLM-as-Judge framework further confirm that SFT+DPO models produce clearer, more complete, and less redundant reasoning traces. Overall, this work highlights the potential of adaptive reasoning strategies for building more efficient, interpretable, and task-aligned LLMs—models that not only solve problems but also learn how hard to think.

8 Limitations

While our results demonstrate the effectiveness of difficulty-aware chain-of-thought (CoT) distillation, our approach has several limitations. Our training dataset is considerably smaller than those used in prior large-scale distillation efforts such as DeepSeek-Distil and Nemotron, which may limit generalization to out-of-distribution problems. We evaluate models using the standard pass@1 metric rather than pass@k metrics that better account for generation variability. Due to compute constraints, we rely on parameter-efficient LoRA fine-tuning rather than full model fine-tuning, which may underutilize model capacity. Additionally, our difficulty estimation uses GPT-4o-mini as a proxy for true human difficulty assessment, and errors in these estimates could propagate through the distillation pipeline. These limitations highlight opportunities for further refinement and scaling of our framework in future work.

References

- [1] P. Aggarwal and S. Welleck. L1: Controlling how long a reasoning model thinks with reinforcement learning, 2025. URL <https://arxiv.org/abs/2503.04697>.
- [2] P. Aggarwal, A. Madaan, Y. Yang, and Mausam. Let’s sample step by step: Adaptive-consistency for efficient reasoning and coding with llms. *Proceedings of the 2023 Conference on Empirical Methods in Natural Language Processing*, pages 16624–16648, 2023.
- [3] M. Balunović, J. Dekoninck, I. Petrov, N. Jovanović, and M. Vechev. Matharena: Evaluating llms on uncontaminated math competitions, Feb. 2025. URL <https://matharena.ai/>.
- [4] M. Besta, N. Blach, A. Kubicek, R. Gerstenberger, L. Gianinazzi, J. Gajda, T. Lehmann, M. Podstawski, H. Niewiadomski, P. Nyczyk, et al. Graph of thoughts: Solving elaborate problems with large language models. *arXiv preprint arXiv:2308.09687*, 2023.
- [5] S. Bills, A. S. Jermyn, N. Werning, J. S. Kim, K. Wu, and K. Ellis. Language models represent space and time. *Advances in Neural Information Processing Systems*, 36, 2023.
- [6] J. Boye and B. Moell. Large language models and mathematical reasoning failures, 2025. URL <https://arxiv.org/abs/2502.11574>.
- [7] T. Cai, Y. Li, Z. Chen, Q. V. Le, J. Z. K. Yang, and C. Li. Medusa: Simple framework for accelerating llm generation with multiple decoding heads. 2024.
- [8] H. Chen, H. Tu, F. Wang, H. Liu, X. Tang, X. Du, Y. Zhou, and C. Xie. Sft or rl? an early investigation into training rl-like reasoning large vision-language models, 2025. URL <https://arxiv.org/abs/2504.11468>.
- [9] L. Chen, J. Li, X. Dong, P. Zhang, Y. Zang, Z. Chen, H. Duan, J. Wang, Y. Qiao, D. Lin, and F. Zhao. Are we on the right way for evaluating large vision-language models?, 2024. URL <https://arxiv.org/abs/2403.20330>.
- [10] X. Chen, J. Xu, T. Liang, Z. He, J. Pang, D. Yu, L. Song, Q. Liu, M. Zhou, Z. Zhang, R. Wang, Z. Tu, H. Mi, and D. Yu. Do not think that much for $2+3=?$ on the overthinking of o1-like llms, 2025. URL <https://arxiv.org/abs/2412.21187>.
- [11] A. Chevalier, A. Wettig, A. Ajith, and D. Chen. Adapting language models to compress contexts. In *Proceedings of the 2023 Conference on Empirical Methods in Natural Language Processing*, pages 3829–3846, Singapore, Dec. 2023. Association for Computational Linguistics. doi: 10.18653/v1/2023.emnlp-main.232. URL <https://aclanthology.org/2023.emnlp-main.232/>.
- [12] Z. Chu, J. Chen, Q. Chen, W. Yu, T. He, H. Wang, W. Peng, M. Liu, B. Qin, and T. Liu. Navigate through enigmatic labyrinth a survey of chain of thought reasoning: Advances, frontiers and future. In *The 62nd Annual Meeting of the Association for Computational Linguistics: ACL 2024, Bangkok, Thailand, August 11–16, 2024*. Association for Computational Linguistics, 2024. URL <https://arxiv.org/abs/2309.15402>.
- [13] K. Cobbe, V. Kosaraju, M. Bavarian, M. Chen, H. Jun, L. Kaiser, M. Plappert, J. Tworek, J. Hilton, R. Nakano, C. Hesse, and J. Schulman. Training verifiers to solve math word problems. *arXiv preprint arXiv:2110.14168*, 2021.
- [14] M. Damani, I. Shenfeld, A. Peng, A. Bobu, and J. Andreas. Learning how hard to think: Input-adaptive allocation of lm computation, 2024. URL <https://arxiv.org/abs/2410.04707>.
- [15] DeepSeek-AI. Deepseek-r1: Incentivizing reasoning capability in llms via reinforcement learning, 2025. URL <https://arxiv.org/abs/2501.12948>.
- [16] DeepSeek-AI, D. Guo, D. Yang, H. Zhang, J. Song, R. Zhang, R. Xu, Q. Zhu, S. Ma, P. Wang, et al. Deepseek-r1: Incentivizing reasoning capability in llms via reinforcement learning. *arXiv preprint arXiv:2501.12948*, 2025.

- [17] H. Duan, J. Yang, Y. Qiao, X. Fang, L. Chen, Y. Liu, X. Dong, Y. Zang, P. Zhang, J. Wang, et al. Vlmevalkit: An open-source toolkit for evaluating large multi-modality models. In *Proceedings of the 32nd ACM International Conference on Multimedia*, pages 11198–11201, 2024.
- [18] Y. Fu, H. Peng, T. Khot, O. Tafjord, P. Clark, and N. Tandon. Complexity-based prompting for multi-step reasoning. *arXiv preprint arXiv:2210.00720*, 2022.
- [19] T. Ge, H. Jing, L. Wang, X. Wang, S. Chen, and F. Wei. In-context autoencoder for context compression in a large language model. In *International Conference on Learning Representations*, 2024.
- [20] J. Gu, X. Jiang, Z. Shi, H. Tan, X. Zhai, C. Xu, W. Li, Y. Shen, S. Ma, H. Liu, S. Wang, K. Zhang, Y. Wang, W. Gao, L. Ni, and J. Guo. A survey on llm-as-a-judge, 2025. URL <https://arxiv.org/abs/2411.15594>.
- [21] J. Guo, D. Li, L. Liu, P. Zhou, and S. Liao. Softcot: Soft chain-of-thought for efficient reasoning with llms. *arXiv preprint arXiv:2402.10200*, 2024.
- [22] S. Hao, Y. Gu, H. Ma, J. J. Hong, Z. Wang, D. Peng, Z. Duan, H. Sun, K. P. Murphy, T. L. Lai, A. Wang, and L. Wang. Reasoning with language model is planning with world model. *arXiv preprint arXiv:2305.14992*, 2023.
- [23] C. He, R. Luo, Y. Bai, S. Hu, Z. L. Thai, J. Shen, J. Hu, X. Han, Y. Huang, Y. Zhang, J. Liu, L. Qi, Z. Liu, and M. Sun. Olympiadbench: A challenging benchmark for promoting agi with olympiad-level bilingual multimodal scientific problems, 2024. URL <https://arxiv.org/abs/2402.14008>.
- [24] R. Hendel, M. Geva, and A. Globerson. In-context learning creates task vectors. In *Findings of the Association for Computational Linguistics: EMNLP 2023*, pages 9318–9333. Association for Computational Linguistics, 2023.
- [25] D. Hendrycks, C. Burns, S. Kadavath, A. Arora, S. Basart, E. Tang, D. Song, and J. Steinhardt. Measuring mathematical problem solving with the math dataset, 2021. URL <https://arxiv.org/abs/2103.03874>.
- [26] C.-Y. Hsieh, C.-L. Li, C.-K. Yeh, H. Nakhost, Y. Fujii, A. Ratner, R. Krishna, C.-Y. Lee, and T. Pfister. Distilling step-by-step! outperforming larger language models with less training data and smaller model sizes. *arXiv preprint arXiv:2305.02301*, 2023. URL <https://arxiv.org/abs/2305.02301>.
- [27] B. Huang, C. Mitra, A. Arbellet, L. Karlinsky, T. Darrell, and R. Herzig. Multimodal task vectors enable many-shot multimodal in-context learning. *arXiv preprint arXiv:2406.15334*, 2024.
- [28] T. Kojima, S. S. Gu, M. Reid, Y. Matsuo, and Y. Iwasawa. Large language models are zero-shot reasoners. *Advances in Neural Information Processing Systems*, 35:22199–22213, 2022.
- [29] Y. Lang, Z. Ji, H. Wang, W. Yao, J. Xu, M. Yan, T. Gui, and Q. Zhang. Coconut: Combining implicit and explicit knowledge for chain-of-thought reasoning. 2024.
- [30] Y. Leviathan, M. Kalman, and Y. Matias. Fast inference from transformers via speculative decoding. 2023.
- [31] H. Li, Z. Chen, J. Z. Kolter, A. Parameswaran, G. Neubig, and Y. A. Jiang. L1: Controlling how long a reasoning model thinks with reinforcement learning. *arXiv preprint arXiv:2503.04697*, 2024.
- [32] Z. Liu, Y. Chen, Y. Lin, M. Tegmark, and B. Zhou. Visual chain of thought: Bridging logical gaps with multimodal infillings. *arXiv preprint arXiv:2305.09666*, 2023.
- [33] P. Lu, S. Mishra, T. Xia, L. Qiu, K.-W. Chang, S.-C. Zhu, O. Tafjord, P. Clark, and A. Kalyan. Learn to explain: Multimodal reasoning via thought chains for science question answering. *Advances in Neural Information Processing Systems*, 35:2507–2522, 2022.
- [34] C. Miao, M. Ye, F. Wang, and F. Huang. Seed: Accelerating reasoning tree construction via scheduled speculative decoding. 2024.

- [35] I. Moshkov, D. Hanley, I. Sorokin, S. Toshniwal, C. Henkel, B. Schifferer, W. Du, and I. Gitman. Aimo-2 winning solution: Building state-of-the-art mathematical reasoning models with openmathreasoning dataset. *arXiv preprint arXiv:2504.16891*, 2025.
- [36] J. Mu, X. L. Li, and N. D. Goodman. Learning to compress prompts with gist tokens. *Advances in Neural Information Processing Systems*, 36, 2024.
- [37] N. Muennighoff, Z. Yang, W. Shi, X. L. Li, L. Fei-Fei, H. Hajishirzi, L. Zettlemoyer, P. Liang, E. Candès, and T. Hashimoto. s1: Simple test-time scaling. *arXiv preprint arXiv:2501.19393*, 2025.
- [38] C. Olsson, N. Elhage, N. Nanda, N. Joseph, N. Hao, T. Henighan, A. DasSarma, Y. Bai, D. Hernandez, A. Askell, et al. In-context learning and induction heads. In *The Tenth International Conference on Learning Representations (ICLR)*, 2022.
- [39] OpenAI. Openai o1 system card, 2024. URL <https://arxiv.org/abs/2412.16720>.
- [40] A. Patil. Advancing reasoning in large language models: Promising methods and approaches, 2025. URL <https://arxiv.org/abs/2502.03671>.
- [41] L. Phan, A. Gatti, and Others. Humanity’s last exam, 2025. URL <https://arxiv.org/abs/2501.14249>.
- [42] X. Pi, F. Wang, S. Zhang, C. Fu, C. Fu, E. Lo, and Y. Zou. Visual chain-of-thought: Bridging logical gaps with multimodal infillings. *arXiv preprint arXiv:2305.02317*, 2023.
- [43] R. Rafailov, A. Sharma, E. Mitchell, S. Ermon, C. D. Manning, and C. Finn. Direct preference optimization: Your language model is secretly a reward model, 2024. URL <https://arxiv.org/abs/2305.18290>.
- [44] M. Reid, D. Zhou, Y. Fu, P. Liu, and G. Neubig. Automatic prompt optimization with "gradient descent" and beam search. In *Findings of the Association for Computational Linguistics: EMNLP 2023*, 2023. URL <https://aclanthology.org/2023.findings-emnlp.1001>.
- [45] S. Samsi, D. Zhao, J. McDonald, B. Li, A. Michaleas, M. Jones, W. Bergeron, J. Kepner, D. Tiwari, and V. Gadepally. From words to watts: Benchmarking the energy costs of large language model inference. In *2023 IEEE High Performance Extreme Computing Conference (HPEC)*, pages 1–9. IEEE, 2023.
- [46] N. Team. Sky-t1: Train your own o1 preview model within \$450. <https://novasky-ai.github.io/posts/sky-t1>, 2025. Accessed: 2025-01-09.
- [47] Q. Team. Qwq-32b: Embracing the power of reinforcement learning, March 2025. URL <https://qwenlm.github.io/blog/qwq-32b/>.
- [48] E. Todd, M. L. Li, A. S. Sharma, A. Mueller, B. C. Wallace, and D. Bau. Function vectors in large language models. In *Proceedings of the 2024 International Conference on Learning Representations*, 2024.
- [49] K. Wang, J. Pan, W. Shi, Z. Lu, H. Ren, A. Zhou, M. Zhan, and H. Li. Measuring multimodal mathematical reasoning with math-vision dataset. In *The Thirty-eight Conference on Neural Information Processing Systems Datasets and Benchmarks Track*, 2024. URL <https://openreview.net/forum?id=QWTCcxMpPA>.
- [50] P. Wang, Z. Wang, Z. Li, Y. Gao, B. Yin, and X. Wei. Scott: Self-consistent chain-of-thought distillation. 2023.
- [51] X. Wang, J. Wei, D. Schuurmans, Q. Le, E. Chi, and D. Zhou. Self-consistency improves chain of thought reasoning in language models. *arXiv preprint arXiv:2203.11171*, 2022.
- [52] J. Wei, X. Wang, D. Schuurmans, M. Bosma, B. Ichter, F. Xia, E. Chi, Q. Le, and D. Zhou. Chain-of-thought prompting elicits reasoning in large language models. *Advances in Neural Information Processing Systems*, 35:24824–24837, 2022.

- [53] D. Wingate, M. Shoeybi, and T. Sorensen. Prompt compression and contrastive conditioning for controllability and toxicity reduction in language models. In *Findings of the Association for Computational Linguistics: EMNLP 2022*, pages 5621–5634, Abu Dhabi, United Arab Emirates, Dec. 2022. Association for Computational Linguistics. doi: 10.18653/v1/2022.findings-emnlp.412. URL <https://aclanthology.org/2022.findings-emnlp.412/>.
- [54] T. Wolf, L. Debut, V. Sanh, J. Chaumond, C. Delangue, A. Moi, P. Cistac, T. Rault, R. Louf, M. Funtowicz, J. Davison, S. Shleifer, P. von Platen, C. Ma, Y. Jernite, J. Plu, C. Xu, T. L. Scao, S. Gugger, M. Drame, Q. Lhoest, and A. M. Rush. Transformers: State-of-the-art natural language processing. In *Proceedings of the 2020 Conference on Empirical Methods in Natural Language Processing: System Demonstrations*, pages 38–45, Online, Oct. 2020. Association for Computational Linguistics. URL <https://www.aclweb.org/anthology/2020.emnlp-demos.6>.
- [55] K. Wu, J. J. Cao, T. He, R. Pudipeddi, P. Ghanathe, P. Tandia, V. Thaker, Y. Liu, A. Nagrani, S. Kejriwal, et al. Med-palm 2: Towards expert-level medical question answering with large language models. *arXiv preprint arXiv:2305.09617*, 2023.
- [56] G. Xu, P. Jin, H. Li, Y. Song, L. Sun, and L. Yuan. Llava-cot: Let vision language models reason step-by-step, 2024. URL <https://arxiv.org/abs/2411.10440>.
- [57] A. Yang, B. Yang, B. Zhang, B. Hui, B. Zheng, B. Yu, C. Li, D. Liu, F. Huang, H. Wei, H. Lin, J. Yang, J. Tu, J. Zhang, J. Yang, J. Yang, J. Zhou, J. Lin, K. Dang, K. Lu, K. Bao, K. Yang, L. Yu, M. Li, M. Xue, P. Zhang, Q. Zhu, R. Men, R. Lin, T. Li, T. Tang, T. Xia, X. Ren, X. Ren, Y. Fan, Y. Su, Y. Zhang, Y. Wan, Y. Liu, Z. Cui, Z. Zhang, and Z. Qiu. Qwen2.5 technical report. *arXiv preprint arXiv:2412.15115*, 2024.
- [58] S. Yao, D. Yu, J. Zhao, I. Shafran, T. L. Griffith, Y. Xu, and X. Shen. Tree of thoughts: Deliberate problem solving with large language models. *arXiv preprint arXiv:2305.10601*, 2023.
- [59] P. Zhang, Z. Liu, S. Xiao, N. Shao, Q. Ye, and Z. Dou. Soaring from 4k to 400k: Extending llm’s context with activation beacon. *arXiv preprint arXiv:2401.03462*, 2024.
- [60] R. Zhang, D. Jiang, Y. Zhang, H. Lin, Z. Guo, P. Qiu, A. Zhou, P. Lu, K.-W. Chang, P. Gao, and H. Li. Mathverse: Does your multi-modal llm truly see the diagrams in visual math problems?, 2024. URL <https://arxiv.org/abs/2403.14624>.
- [61] Z. Zhang, A. Zhang, M. Li, H. Zhao, G. Karypis, and A. Smola. Multimodal chain-of-thought reasoning in language models. *arXiv preprint arXiv:2302.00923*, 2023.
- [62] G. Zheng, B. Yang, J. Tang, H.-Y. Zhou, and S. Yang. Ddcot: Duty-distinct chain-of-thought prompting for multimodal reasoning in language models. *arXiv preprint arXiv:2310.16436*, 2023.
- [63] L. Zheng, W.-L. Chiang, Y. Sheng, S. Zhuang, Z. Wu, Y. Zhuang, Z. Lin, Z. Li, D. Li, E. P. Xing, H. Zhang, J. E. Gonzalez, and I. Stoica. Judging llm-as-a-judge with mt-bench and chatbot arena, 2023. URL <https://arxiv.org/abs/2306.05685>.
- [64] Y. Zheng, R. Zhang, J. Zhang, Y. Ye, Z. Luo, Z. Feng, and Y. Ma. Llamafactory: Unified efficient fine-tuning of 100+ language models. In *Proceedings of the 62nd Annual Meeting of the Association for Computational Linguistics (Volume 3: System Demonstrations)*, Bangkok, Thailand, 2024. Association for Computational Linguistics. URL <http://arxiv.org/abs/2403.13372>.
- [65] P. Y. Zhou, B. Y. Lin, M. Yasunaga, and X. Ren. Distilling multi-step reasoning capabilities of large language models into smaller models via verifier-guided sequence generation. 2024.

A Appendix

A.1 Hyperparameters

In Table 3 we provide a detailed list of parameters used in our experiments.

Training Phase	R1-Distill-Qwen-1.5B Qwen2.5-VL-3B	R1-Distill-Qwen-7B Qwen2.5-VL-7B-Instruct
Supervised Fine-Tuning (SFT)		
LoRA rank	16	16
LoRA target	all	all
Freeze vision tower	True	True
Freeze multi-modal projector	True	True
Cutoff length	4096	4096
Per device batch size	2	2
Gradient accumulation steps	8	8
Effective batch size	128	128
Learning rate	3.0e-4	2.0e-4
Training epochs	3.0	3.0
Direct Preference Optimization (DPO)		
LoRA rank	16	16
LoRA target	all	all
Pref beta	0.1	0.1
Pref loss	sigmoid	sigmoid
Freeze vision tower	True	True
Freeze multi-modal projector	True	True
Train MM proj only	False	False
Cutoff length	4096	4096
Per device batch size	1	1
Gradient accumulation steps	8	8
Effective batch size	64	64
Learning rate	7.0e-6	5.0e-6
Training epochs	3.0	3.0
LR scheduler type	cosine	cosine
Warmup ratio	0.05	0.05

Table 3: Hyperparameters used for model training

A.2 Prompts

In this section, we present the complete set of prompts used across the various tasks in our study.

A.2.1 Rating

The prompts used to estimate difficulty are shown in Figure 3 and Figure 4, corresponding to the unimodal and multimodal setups, respectively.

You will be given a math problem. Your job is to grade the difficulty level from 1-10 according to the AoPS standard.

Here is the standard:

All levels are estimated and refer to averages. The following is a rough standard based on the USA tier system AMC 8 - AMC 10 - AMC 12 - AIME - USAMO/USAJMO - IMO, representing Middle School - Junior High - High School - Challenging High School - Olympiad levels. Other contests can be interpolated against this.

Notes:

- Multiple choice tests like AMC are rated as though they are free-response.
- Some Olympiads are taken in 2 sessions, with similarly difficult sets of questions.

Scale

- 1: Problems strictly for beginners (e.g., AMC 8 1-20, AMC 10 1-10).
- 2: For motivated beginners (e.g., AMC 8 21-25, AMC 10 11-20).
- 3: Advanced beginner problems (e.g., AMC 10 21-25, AIME 4-6).
- 4: Intermediate-level problems (e.g., AMC 12 21-25, AIME 7-9).
- 5: More difficult AIME problems (10-12), simple Olympiad problems.
- 6: High-level AIME (13-15), introductory Olympiad questions.
- 7: Tougher Olympiad questions requiring technical knowledge.
- 8: High-level Olympiad questions.
- 9: Expert Olympiad questions.
- 10: Extremely difficult problems unsuitable for standard competitions.

Examples

- <1: Counting edges/corners/faces of a cube (2003 AMC 8 Problem 1)>.
- 1: How many integers satisfy $|x| < 3\pi$? (2021 AMC 10B Problem 1).
- 2: Probability problem with die rolls (2021 AMC 10B Problem 18).
- 3: Geometry problem with area calculation (2018 AMC 10A Problem 24).
- 4: Recursive sequence problem (2019 AMC 10B Problem 24).
- 5: System of equations (JBMO 2020/1).
- 6: Complex geometry problem (2020 AIME I Problem 15).
- 7: IMO 2015 Problem 1 about balanced sets.
- 8: IMO 2014 Problem 5 about coin denominations.
- 9: IMO 2022 Problem 3 about prime arrangements.
- 10: IMO 2020 Problem 6 about point separation.

Task:

Problem to be labeled: {problem}.

Please put your estimation of the difficulty inside [[level]].

Important: You should place the difficulty from 1-10 into the [[]], not the solution of the problem.

Output: [[insert your difficulty level here]]

Figure 3: Math problem difficulty grading prompt. The task is to classify math problems into difficulty levels 1-10 according to AoPS standards, with examples provided for each level.

A.2.2 Chain-of-Thought Compression

The prompts used to compress long chain-of-thought reasoning are shown in Figure 5 and Figure 6, corresponding to the unimodal and multimodal setups, respectively.

A.2.3 Verification

The prompt used to verify the multimodal answers is shown in Figure 7.

A.2.4 Multimodal Evaluation

Figure 8 shows the base prompt used to evaluate all multimodal models. The prompts for the zero-shot direct answer, zero-shot chain-of-thought, and long chain-of-thought setups are shown in Figures 9, 10, and 11, respectively.

A.3 LLM-as-Judge Evaluation

We provide our prompts for clarity, completeness, correction, and redundancy in Figures 13, 14, 15, 16.

A.4 Results

In this section, we present the additional results to support our work.

A.5 Evaluation of Summarization Approaches for CoT Compression

To develop an effective difficulty-aware reasoning framework, we first investigated different summarization techniques to compress reasoning trajectories. Our objective was to identify methods that maximize compression while preserving essential reasoning information across problems of varying difficulty.

We compared six distinct approaches to generate and summarize chains of thought. As shown in Table 4, these approaches yielded significantly different compression ratios when applied to the same set of mathematical problems.

Our baseline `long_cot` consists of full reasoning traces generated by DeepSeek-R1, representing the verbose reasoning typically produced by advanced language models. For comparison, we evaluated a single-step approach (`succinct_cot`) where we directly instructed GPT-4o to produce concise reasoning.

We then explored various two-step summarization approaches using GPT-4o to compress the original DeepSeek-R1 reasoning:

- The `gpt4o_basic` approach applied a general summarization prompt without difficulty awareness, achieving the highest compression ratio at 79.1% (reducing from 4702.3 to 982.8 tokens on average).
- The `gpt4o_num` variant enforced a structured output format with numbered reasoning steps, resulting in a 55.2% reduction.
- Finally, we tested two difficulty-aware variants: `gpt4o_DA1` incorporated difficulty ratings to guide compression level, while `gpt4o_DA2` combined difficulty awareness with the structured output format.

The difficulty-aware approach with structured output format (`gpt4o_DA2`) achieved an optimal balance, reducing token usage by 56.7% while maintaining appropriate reasoning detail proportional to problem complexity. This aligns with our goal of teaching models to “think hard” on difficult problems while being concise on simpler ones.

While `gpt4o_basic` achieved the highest compression, our qualitative analysis revealed that it often omitted critical reasoning steps needed for more difficult problems. In contrast, `gpt4o_DA2` produced summaries that appropriately scaled with problem difficulty—remaining concise for simpler problems

Setup	Avg Tokens	Max Reduction
long_cot	4702.3	0.0%
succinct_cot	3456.2	26.5%
gpt4o_basic	982.8	79.1%
gpt4o_num	2106.6	55.2%
gpt4o_DA1	2473.4	47.4%
gpt4o_DA2	<u>2036.1</u>	<u>56.7%</u>

Table 4: Summarization results and compression ratio with different prompting approaches.

while preserving necessary detail for complex ones. Based on these findings, we selected gpt4o_DA2 as our primary summarization approach for generating training data in subsequent experiments.

A.6 Error Analysis

In this section, we provide chain-of-thought reasoning traces generated by different models across unimodal and multimodal setups.

A.6.1 Unimodal

In Table 6 we show quality chain-of-thought examples generated by unimodal models.

A.6.2 Multimodal

In Table 5, we show a few qualitative examples of the chain-of-thought reasoning process (annotated) by our model (7B SFT + DPO) and LLava-CoT baseline.

You will be given a multimodal math problem, which includes mathematical expressions and/or visual elements (such as graphs, diagrams, or charts). Your task is to grade the difficulty level from 1-10 according to the AoPS standard.

Here is the standard:

All levels are estimated and refer to averages. The following is a rough standard based on the USA tier system AMC 8 - AMC 10 - AMC 12 - AIME - USAMO/USAJMO - IMO, representing Middle School - Junior High - High School - Challenging High School - Olympiad levels. Other contests can be interpolated against this.

Notes:

- Multiple choice tests like AMC are rated as though they are free-response. Test-takers can use answer choices as hints.
- Some Olympiads are taken in 2 sessions, with similarly difficult sets of questions numbered as one sequence.

Scale

- 1: Strictly beginner (MOEMS, AMC 8 1-20, standard middle school problems).
- 2: Motivated beginners (AMC 8 21-25, AMC 10 11-20, complex word problems).
- 3: Creative thinking required (AMC 10 21-25, AIME 4-6).
- 4: Intermediate (AMC 12 21-25, AIME 7-9).
- 5: Difficult AIME (10-12), simple Olympiad proofs.
- 6: High AIME (13-15), introductory Olympiad.
- 7: Technical Olympiad questions (USAJMO 3/6, medium IMO 2/5).
- 8: Advanced Olympiad (hard IMO 2/5, easiest IMO 3/6).
- 9: Expert Olympiad (average IMO 3/6).
- 10: Extremely tedious/difficult (beyond standard competitions).

Examples

- <1: Counting edges/corners/faces of a cube (2003 AMC 8 Problem 1)>.
- 1: Integer solutions to $|x| < 3\pi$ (2021 AMC 10B Problem 1).
- 2: Die roll probability with even number conditions (2021 AMC 10B Problem 18).
- 3: Triangle area with midpoints and angle bisectors (2018 AMC 10A Problem 24).
- 4: Recursive sequence interval analysis (2019 AMC 10B Problem 24).
- 5: System with reciprocal equations (JBMO 2020/1).
- 6: Acute triangle geometry with circumcircles (2020 AIME I Problem 15).
- 7: Balanced set existence proof (IMO 2015 Problem 1).
- 8: Coin collection partitioning proof (IMO 2014 Problem 5).
- 9: Prime circle arrangement uniqueness (IMO 2022 Problem 3).
- 10: Point separation line existence proof (IMO 2020 Problem 6).

Task:

Problem to be labeled: {problem}.

Consider both mathematical content and visual elements. Place difficulty in [[level]].

Important:

- Only output the numerical rating in [[]].
- Account for answer choice hints in multiple-choice problems.

Output: [[insert your difficulty level here]]

Figure 4: Multimodal math problem difficulty grading prompt. Extends AoPS standards to problems combining mathematical expressions with visual elements, with explicit guidance for handling multiple-choice hints and graphical components.

You are given a detailed math problem solution, where the full chain-of-thought (CoT) reasoning is enclosed within <think> and </think> tags. Your task is to refine this reasoning to improve clarity, conciseness, and logical flow, while preserving all essential mathematical steps and the original problem-solving structure.

Your objective is to: - Eliminate redundancy, verbosity, and non-essential commentary - Remove unnecessary explanations or filler that do not contribute to solving the problem - Preserve all mathematically necessary steps, notation, and logical transitions - Streamline the reasoning while respecting the original depth and complexity

Instructions: The refinement should be proportional to the problem’s difficulty (a higher difficulty rating indicates a harder problem). If the original solution is long and overly detailed, focus on removing only redundant or verbose elements. Do not oversimplify or compress steps aggressively — ensure the solution remains complete, accurate, and easy to follow. The difficulty rating is provided on a scale from 1 to 10, where 1 is the easiest and 10 is the hardest.

Task Guidelines: - Retain all mathematically necessary steps, logical transitions, and essential details required to understand and solve the problem correctly - Only restructure or rephrase if it clearly improves clarity without altering the logic or meaning - Eliminate redundancy, verbose phrasing, filler commentary, or repeated logic that does not contribute directly to problem-solving - Maintain mathematical accuracy, coherence, and the original formatting style - The degree of refinement (i.e., the length and detail of the refined CoT) should be proportional to the problem’s difficulty — simpler problems should be more concise, while complex ones may require more detailed reasoning to arrive at the solution

Output Format: 1. Enclose the refined reasoning inside <think> and </think> tags 2. On a **new line** after </think>, write the final answer using `final_answer`

Input: Problem Difficulty: {rating} Solution: {solution}

Output: <think> {{refined CoT reasoning}} </think> `{final_answer}`

Figure 5: Chain-of-thought refinement prompt for mathematical solutions. Specifies verbosity reduction rules while preserving essential logic and difficulty-proportional editing.

You are given a detailed multimodal math problem solution, where the full chain-of-thought (CoT) reasoning is provided. Your task is to refine this reasoning to improve clarity, conciseness, and logical flow, while preserving all essential mathematical steps and the original problem-solving structure.

Your objective is to: - Eliminate redundancy, verbosity, and non-essential commentary - Remove unnecessary explanations or filler that do not contribute to solving the problem - Preserve all mathematically necessary steps, notation, and logical transitions - Streamline the reasoning while respecting the original depth and complexity

Instructions: The refinement should be proportional to the problem’s difficulty (a higher difficulty rating indicates a harder problem). If the original solution is long and overly detailed, focus on removing only redundant or verbose elements. Do not oversimplify or compress steps aggressively — ensure the solution remains complete, accurate, and easy to follow. The difficulty rating is provided on a scale from 1 to 10, where 1 is the easiest and 10 is the hardest.

Task Guidelines: - Retain all mathematically necessary steps, logical transitions, and essential details required to understand and solve the problem correctly - Only restructure or rephrase if it clearly improves clarity without altering the logic or meaning - Eliminate redundancy, verbose phrasing, filler commentary, or repeated logic that does not contribute directly to problem-solving - Maintain mathematical accuracy, coherence, and the original formatting style - The degree of refinement (i.e., the length and detail of the refined CoT) should be proportional to the problem’s difficulty — simpler problems should be more concise, while complex ones may require more detailed reasoning to arrive at the solution

Output Format: 1. Enclose the refined reasoning inside <think> and </think> tags 2. On a **new line** after </think>, write the final answer using `final_answer`

Input: Problem Difficulty: {rating} Solution: {solution}

Output: <think> {{refined CoT reasoning}} </think> `{final_answer}`

Figure 6: Multimodal chain-of-thought refinement prompt. Maintains identical structure to mathematical version while implicitly handling visual elements through preserved problem-solving structure.

You are given a question, the correct answer, and a candidate solution. Your task is to verify if the candidate solution is correct by comparing the final answer in the candidate solution with the correct answer.

Question: {question}

Correct Answer: {answer}

Solution: {solution}

Instruction: Verify whether the final answer in the candidate solution matches the correct answer.

Provide your response in the format correct if the candidate solution is correct, or incorrect if it is incorrect. *Do not provide any additional information*.

Final Answer: correct or incorrect

Figure 7: Answer verification prompt. Directly replicates original instructions for strict answer matching without modifications.

Please answer the question below, explaining your reasoning step by step before providing the final answer.

Question: {question}

Figure 8: Step-by-step explanation prompt. Directly replicates original instructions for detailed reasoning before final answer.

You are given a math question and your task is to provide the final answer in the format {answer} . *Do not include any explanations, reasoning, intermediate steps, or additional information in your response.*

Question: <image> {question}

Answer:

Figure 9: Answer submission prompt. Directly replicates original instructions for answer-only responses with strict formatting requirements.

You are given a math question, and your task is to solve it. *Think step by step* before providing your final answer in the format {answer} .

Question: <image> {question}

Solution:

Figure 10: Step-by-step solution prompt. Directly replicates original instructions for mathematical problem solving with explicit thinking requirement.

Your role as an assistant involves thoroughly exploring questions through a systematic long thinking process before providing the final precise and accurate solutions. This requires engaging in a comprehensive cycle of analysis, summarizing, exploration, reassessment, reflection, backtracing, and iteration to develop well-considered thinking process.

Please structure your response into two main sections: Thought and Solution.

In the Thought section, detail your reasoning process using the specified format: <begin_of_thought> {{thought with steps separated with '\n\n'}} <end_of_thought>

Each step should include detailed considerations such as: - Analyzing questions - Summarizing relevant findings - Brainstorming new ideas - Verifying the accuracy of current steps - Refining any errors - Revisiting previous steps

In the Solution section, present the final solution that you deem correct: <begin_of_solution> {{final formatted, precise, and clear solution}} <end_of_solution>

Requirements: - Put your final answer within \boxed{{answer}} - Maintain logical, accurate, and concise expression - Include all necessary steps to reach the conclusion

Now, try to solve the following question through the above guidelines:

<image> {question}

Figure 11: Structured problem-solving prompt. Specifies comprehensive thinking process with separate Thought and Solution sections, requiring detailed reasoning before final answer.

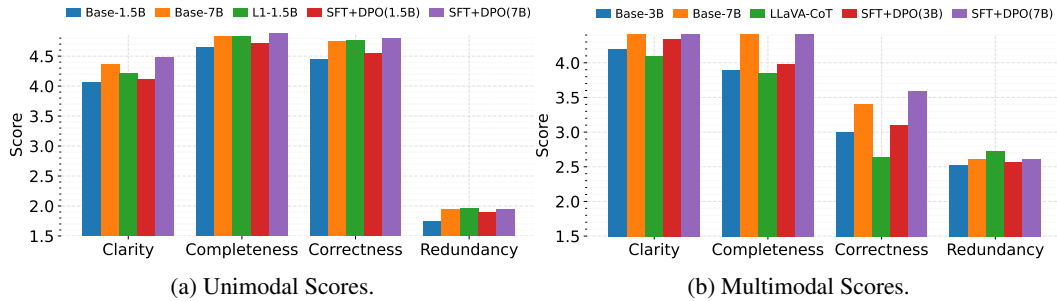


Figure 12: LLM-as-Judge evaluation scores with chain-of-thought rationale.

You will be given a solution for a math problem. Your task is to evaluate the solution for its clarity.

Evaluation Criteria:

Clarity (1–5): Evaluates how clearly the solution communicates its reasoning.

- **Score: 5** – Exceptionally clear with perfect logical flow and insightful explanations.
- **Score: 4** – Clear and well-structured with good explanations.
- **Score: 3** – Somewhat clear but could benefit from better organization.
- **Score: 2** – Poorly structured with unclear connections between steps.
- **Score: 1** – Confusing and disorganized, very difficult to follow.

Evaluation Steps:

1. Carefully read both the problem and the provided solution.
2. Examine the logical progression from one step to the next.
3. Determine whether key concepts and reasoning steps are explained in a clear and concise manner.
4. Based on the criteria above, assign a clarity score from 1 to 5.

Instructions:

- **Do not** attempt to solve, fix, or fact-check the solution.
- Focus solely on how clearly the reasoning is communicated.
- Provide your score in the following format: `[[score]]`

Input:

Problem: {question}

Solution: {solution}

Output (score only):

- Clarity: `[[score]]`

Figure 13: Prompt for evaluating clarity of mathematical solutions.

You will be given a solution for a math problem. Your task is to evaluate the solution for its completeness.

Evaluation Criteria:

Completeness (1–5): Evaluates whether all essential reasoning steps are included.

- **Score: 5** – Perfectly complete, including all necessary steps while maintaining conciseness.
- **Score: 4** – Contains all essential reasoning steps with only minor details omitted.
- **Score: 3** – Most essential steps are included, but some connections require inference.
- **Score: 2** – Several important steps are missing, creating significant gaps.
- **Score: 1** – Critical reasoning steps are missing, making it impossible to follow.

Evaluation Steps:

1. Carefully read both the problem and the provided solution.
2. Identify the key logical and mathematical steps required to solve the problem.
3. Assess whether these steps are present and clearly stated in the solution.
4. Based on the criteria above, assign a completeness score from 1 to 5.

Instructions:

- **Do not** attempt to solve, fix, or fact-check the solution.
- Focus solely on whether all essential reasoning steps are present.
- Provide your score in the following format: `[[score]]`

Input:

Problem: {question}

Solution: {solution}

Output (score only):

– Completeness: `[[score]]`

Figure 14: Prompt for evaluating completeness of mathematical solutions.

You will be given a solution for a math problem. Your task is to evaluate the solution for the correctness of its intermediate steps.

Evaluation Criteria:

Correctness of Intermediate Steps (1–5): Evaluates the mathematical accuracy of each intermediate reasoning step, not just the final answer.

- **Score: 5** – All intermediate reasoning steps are mathematically correct and logically sound.
- **Score: 4** – Nearly all steps are mathematically correct with only very minor errors.
- **Score: 3** – The majority of steps are mathematically sound, but there are a few minor errors.
- **Score: 2** – Some steps are mathematically incorrect or invalid logical connections.
- **Score: 1** – Most intermediate steps contain significant mathematical errors or invalid logical connections.

Evaluation Steps:

1. Carefully read both the problem and the provided solution.
2. Identify and examine each intermediate reasoning step.
3. Determine whether each step is mathematically correct and logically valid.
4. Based on the criteria above, assign a correctness score from 1 to 5.

Instructions:

- **Do not** solve or complete the problem yourself.
- Focus only on evaluating the accuracy of the intermediate steps shown in the solution.
- Provide your score in the following format: `[[score]]`

Input:

Problem: {question}

Solution: {solution}

Output (score only):

- Correctness of Intermediate Steps: `[[score]]`

Figure 15: Prompt for evaluating correctness of intermediate steps in mathematical solutions.

You will be given a solution for a math problem. Your task is to evaluate the solution for its redundancy.

Evaluation Criteria:

Redundancy (1–5): Evaluates the presence of unnecessary repetition or redundant steps in the solution.

- **Score: 5** – Contains no redundancy – each step builds on previous ones without unnecessary repetition.
- **Score: 4** – Mostly free of redundancy, with minimal unnecessary repetition.
- **Score: 3** – Contains some redundancy but most repetition serves a purpose.
- **Score: 2** – Shows significant redundancy with several instances of unnecessary repetition.
- **Score: 1** – Contains extensive redundancy with multiple unnecessary repetitions.

Evaluation Steps:

1. Carefully read both the problem and the provided solution.
2. Identify any repetition or restatement of the same concepts or steps.
3. Assess whether the repetition is necessary for clarity or if it is excessive and avoidable.
4. Based on the criteria above, assign a redundancy score from 1 to 5.

Instructions:

- **Do not** attempt to solve or correct the solution.
- Focus only on identifying and evaluating unnecessary repetition or redundant reasoning.
- Provide your score in the following format: `[[score]]`

Input:

Problem: {question}

Solution: {solution}

Output (score only):

– Redundancy: `[[score]]`

Figure 16: Prompt for evaluating redundancy in mathematical solutions.

Instructions:

- **Do not** attempt to solve, fix, or fact-check the solution.
- Focus only on evaluating how clearly the reasoning is communicated.
- First, provide your reasoning inside `<think>...</think>`.
- Then, output the final clarity score in the format `<score>[[score]]</score>`.

Output:

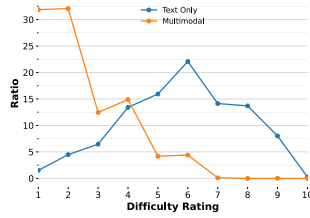
`<think>`

[Your detailed step-by-step reasoning about the clarity of the solution and justification for the score goes here.]

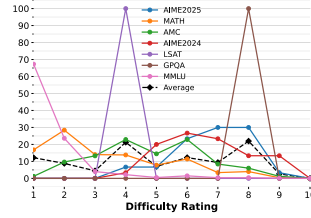
`</think>`

`<score>[[score]]</score>`

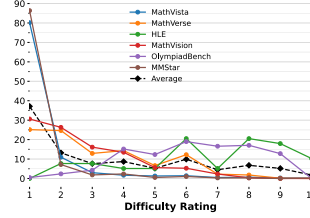
Figure 17: Extended clarity evaluation prompt with rationale and explicit XML-style output format.



(a) Difficulty distribution in training data.



(b) Difficulty distribution in text-only evaluation benchmarks.



(c) Difficulty distribution in multimodal evaluation datasets.

Figure 18: Difficulty ratings assigned to each problem using the AoPS scale. **(a)** Distribution of difficulty scores for the training dataset. **(b)** Distribution for text-only evaluation benchmarks, which skew toward higher difficulty levels. **(c)** Multimodal evaluation datasets tend to contain easier problems overall. These ratings guide our compression process, enabling adaptive reasoning trace lengths based on problem complexity.

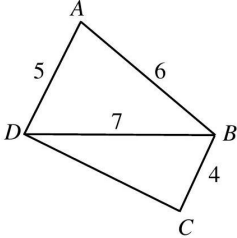

Example	Qwen-2.5-VL-7B (SFT + DPO)	LLaVA-CoT
 <p>In the diagram, $ABCD$ is a quadrilateral in which $\angle A + \angle C = 180^\circ$. What is the length of CD?</p>	<p>To find CD, we are given: $AB = 6$, $AD = 5$, $BC = 4$, $BD = 7$, and $\angle A + \angle C = 180^\circ$. Since opposite angles are supplementary, quadrilateral $ABCD$ is cyclic.</p> <p>Triangle ABD: Apply the Law of Cosines:</p> $49 = 36 + 25 - 60 \cos(\angle A) \Rightarrow \cos(\angle A) = \frac{1}{5}$ <p>Triangle BCD: Using $\cos(\angle C) = -\cos(\angle A)$, apply the Law of Cosines:</p> $49 = 16 + x^2 + \frac{8x}{5} \Rightarrow 5x^2 + 8x - 165 = 0$ <p>Solving the quadratic:</p> $x = \frac{-8 \pm \sqrt{3364}}{10} = \frac{-8 \pm 58}{10} \Rightarrow x = 5$ <p>Final Answer: 5</p>	<p>Given $AB = 6$, $AD = 5$, $BC = 4$, and $\angle A + \angle C = 180^\circ$, the reasoning incorrectly assumes that $ABCD$ is a parallelogram.</p> <p>It then wrongly applies the property that opposite sides are equal:</p> $CD = AB = 6$ <p>Final Answer: 6 (Incorrect)</p>
 <p>No. 13: Find the points of discontinuity (if any) of the function $f(x)$ whose graph is shown in Fig. 7-1. [image 1]</p> <p>Options:</p> <p>(A) $x = 0$ and $x = 1$ (B) $x = 0$ (C) $x = 3$ (D) $x = 2$ (E) None of the above (F) $x = -2$ (G) $x = -1$ (H) $x = -3$ (I) $x = 1$</p>	<p>To determine the discontinuities of $f(x)$, we analyze the graph step-by-step:</p> <ul style="list-style-type: none"> • At $x = 0$: Left-hand limit = 2, right-hand limit = 1. Since these limits differ, there is a jump discontinuity. • At $x = 1$: Left-hand limit = 1, right-hand limit = 2. Again, a jump discontinuity. • At $x = 2$: Both left and right limits = 2, and $f(2) = 2$. Hence, the function is continuous. • At $x = 3$: Left and right limits = 1, and $f(3) = 1$. Therefore, the function is continuous. <p>Discontinuities: $x = 0$ and $x = 1$</p> <p>Final Answer: A</p>	<p>The solution examines the graph and claims vertical asymptotes at:</p> <ul style="list-style-type: none"> • $x = 0$ • $x = 2$ <p>It assumes these are discontinuities where the function is undefined and compares to options:</p> <ul style="list-style-type: none"> • (A) $x = 0$, $x = 1$ • (D) $x = 2$ <p>The reasoning concludes that both (A) and (D) seem correct and chooses:</p> <p>Final Answer: A</p>

Table 5: Qualitative comparison of reasoning traces from our Qwen-2.5-VL-7B (SFT + DPO) model and the LLaVA-CoT baseline on two multimodal math problems. Each example includes the input image and question, followed by the model’s reasoning trace and final answer. In the first example, our model correctly identifies the geometric structure and applies the Law of Cosines to compute the answer, while LLaVA-CoT incorrectly assumes a parallelogram and reaches an incorrect conclusion. In the second example, our model accurately identifies jump discontinuities based on left and right limits, whereas LLaVA-CoT misinterprets vertical asymptotes and includes a spurious discontinuity. These examples illustrate how difficulty-aware, compressed reasoning enables more accurate and structured outputs compared to baseline multimodal CoT models.

Question	R1-Distill-Qwen-7B (SFT+DPO)	R1-Distill-Qwen-7B
<p>Let \mathbf{A} be a matrix such that $\mathbf{A} \begin{pmatrix} 3 \\ 1 \\ 0 \end{pmatrix} = \begin{pmatrix} 2 \\ 4 \\ -3 \end{pmatrix}$ and $\mathbf{A} \begin{pmatrix} -5 \\ 2 \\ 2 \end{pmatrix} = \begin{pmatrix} 0 \\ -5 \\ -5 \end{pmatrix}$. Find $\mathbf{A} \begin{pmatrix} -13 \\ 3 \\ 4 \end{pmatrix}$.</p>	<p>Step 1: Let $\mathbf{v}_1 = \begin{pmatrix} 3 \\ 1 \\ 0 \end{pmatrix}$, $\mathbf{v}_2 = \begin{pmatrix} -5 \\ 2 \\ 2 \end{pmatrix}$, and express: $\begin{pmatrix} -13 \\ 3 \\ 4 \end{pmatrix} = c_1 \mathbf{v}_1 + c_2 \mathbf{v}_2$</p> <p>Step 2: Solve system: $2c_2 = 4 \Rightarrow c_2 = 2$ $c_1 + 2c_2 = 3 \Rightarrow c_1 = -1$ Confirm: $3c_1 - 5c_2 = -13$</p> <p>Step 3: Use linearity: $\mathbf{A}x = -1 \cdot \mathbf{A}v_1 + 2 \cdot \mathbf{A}v_2$</p> <p>Step 4: Compute: $-1 \cdot \begin{pmatrix} 2 \\ 4 \\ -3 \end{pmatrix} + 2 \cdot \begin{pmatrix} 0 \\ -5 \\ -5 \end{pmatrix} = \begin{pmatrix} -2 \\ -14 \\ -7 \end{pmatrix}$</p>	<p>Step 1: Express \mathbf{A} via outer products: $\mathbf{A} = a\mathbf{v}_1\mathbf{w}_1^T + b\mathbf{v}_2\mathbf{w}_2^T$</p> <p>Step 2: Dot products: $w_1^T x = -26$, $w_2^T x = -35$</p> <p>Step 3: Compute: $\mathbf{A}x = -26 \cdot \mathbf{v}_1 + (-35) \cdot \mathbf{v}_2 = \begin{pmatrix} 97 \\ -96 \\ -70 \end{pmatrix}$</p> <p>Step 4: Incorrect final result: $\begin{pmatrix} 97 \\ -96 \\ -70 \end{pmatrix}$</p>
<p>Let $P(x)$ be a polynomial with rational coefficients such that when $P(x)$ is divided by $x^2 + x + 1$, the remainder is $x + 2$, and when divided by $x^2 + 1$, the remainder is $2x + 1$. What is the sum of the squares of the coefficients of the polynomial of least degree with these properties?</p>	<p>Step 1: Use polynomial division identity: $P(x) = (x^2 + x + 1)Q_1(x) + (x + 2)$ $P(x) = (x^2 + 1)Q_2(x) + (2x + 1)$</p> <p>Step 2: Set equal and subtract: $(x^2 + x + 1)Q_1(x) - (x^2 + 1)Q_2(x) = x - 1$</p> <p>Step 3: Let $Q_1 = ax + b$, $Q_2 = cx + d$, solve: $a = 1, b = 1, c = 1, d = 2$ So $P(x) = (x^2 + x + 1)(x + 1) + (x + 2) = x^3 + 2x^2 + 3x + 3$</p> <p>Step 4: Try lower degree \rightarrow contradiction</p> <p>Step 5: Sum of squares: $1^2 + 2^2 + 3^2 + 3^2 = 23$</p>	<p>Step 1: Recognizes equivalence via polynomial division</p> <p>Step 2: Uses Chinese Remainder Theorem logic: $P(x) = (x^2 + x + 1)^2 U(x) + x^2 + 2x + 3$</p> <p>Step 3: Set $U(x) = 1$ So $P(x) = (x^2 + x + 1)^2 + x^2 + 2x + 3$</p> <p>Compute: $x^4 + 2x^3 + 4x^2 + 4x + 4 + x^2 + 2x + 3$</p> <p>Step 4: Sum of squares: $1^2 + 2^2 + 4^2 + 4^2 + 4^2 = 53$</p>
<p>Evaluate $\sin(\arcsin 0.4 + \arcsin 0.5) \cdot \sin(\arcsin 0.5 - \arcsin 0.4)$</p>	<p>Step 1: Let $A = \arcsin 0.5$, $B = \arcsin 0.4$ Then the expression becomes $\sin(A + B) \cdot \sin(A - B)$</p> <p>Step 2: Use identity: $\sin(A + B) \sin(A - B) = \sin^2 A - \sin^2 B$</p> <p>Step 3: $\sin^2 A = 0.25$, $\sin^2 B = 0.16$</p> <p>Step 4: Difference: $0.25 - 0.16 = 0.09$</p>	<p>Step 1: Same substitution: $A = \arcsin 0.5$, $B = \arcsin 0.4$</p> <p>Step 2: Applies identity but subtracts wrong: $\sin^2 A - \sin^2 B = 0.16 - 0.25 = -0.09$</p>

Table 6: Qualitative comparison of reasoning traces from our R1-Distill-Qwen-7B (SFT+DPO) model and its base counterpart on three math problems: matrix transformation, polynomial reconstruction, and trigonometric identity evaluation. In each case, the SFT+DPO model demonstrates structured, accurate reasoning using appropriate mathematical identities and problem decomposition. In contrast, the base model often makes conceptual or arithmetic errors—such as misapplying polynomial congruences or miscomputing identity results—leading to incorrect final answers. These examples illustrate the improved reasoning quality and reliability gained through difficulty-aware distillation.