

Enhancing Diversity in Large Language Models via Determinantal Point Processes

Yilei Chen^{*}

Souradip Chakraborty[†]

Lorenz Wolf[‡]

Ioannis Ch. Paschalidis^{*}

Aldo Pacchiano^{*§}

Abstract

Supervised fine-tuning and reinforcement learning are two popular methods for post-training large language models (LLMs). While improving the model’s performance on downstream tasks, they often reduce the model’s output diversity, leading to narrow, canonical responses. Existing methods to enhance diversity are limited, either by operating at inference time or by focusing on lexical differences. We propose a novel training method named DQO based on determinantal point processes (DPPs) to jointly optimize LLMs for quality and semantic diversity. Our approach samples and embeds a group of responses for each prompt, then uses the determinant of a kernel-based similarity matrix to measure diversity as the volume spanned by the embeddings of these responses. Experiments across instruction-following, summarization, story generation, and reasoning tasks demonstrate that our method substantially improves semantic diversity without sacrificing model quality.

1 Introduction

Large language models (LLMs) are typically post-trained to better align with human intentions or to perform effectively on downstream tasks [Ouyang et al., 2022, Bai et al., 2022]. Among post-training methods, supervised fine-tuning (SFT) and reinforcement learning from human feedback (RLHF) are two of the most widely used approaches [Ziegler et al., 2020, Stiennon et al., 2020, Ouyang et al., 2022, Bai et al., 2022]. These methods substantially improve the quality of model outputs for targeted tasks. However, a widely observed drawback is that post-training often leads to a sharp reduction in output diversity [Kirk et al., 2023, Murthy et al., 2024, Anderson et al., 2024, Xu et al., 2025, Casper et al., 2023]. Models trained with SFT or RLHF tend to converge toward a narrow set of canonical responses [Kirk et al., 2023, Go et al., 2023]. This lack of diversity can be problematic. There are many scenarios where maintaining diversity in generated outputs is desirable and important. For example, first, in reasoning and personalization, diverse responses enable the model to solve problems through different approaches or to provide a range of answers from which users can choose their preferred option. Second, diversity directly benefits test-time applications: it improves best-of-n performance, mitigates the effects of distribution shift between training and test rewards, and ensures better coverage of multiple modes in the reward landscape. Finally, from the perspective of training dynamics and search, diverse outputs foster exploration and support the discovery of novel strategies.

Common practices to encourage diversity in LLM outputs are largely restricted to inference-time interventions, such as adjusting temperature [Ackley et al., 1985], top-k sampling, [Holtzman et al., 2020], or other refined sampling strategies [Nguyen et al., 2024, Franceschelli and Musolesi, 2025].

^{*}Boston University

[†]University of Maryland

[‡]University College London

[§]Broad Institute of MIT and Harvard

These methods attempt to enhance diversity by spreading out the model’s output distribution. However, modifying the next-token distribution only superficially increases variability at the token level and often comes at the expense of response quality. More importantly, such techniques are fundamentally limited by the base model’s learned distribution: if the model has already collapsed to a narrow set of responses, no sampling strategy can recover the missing modes. A more principled solution is to directly optimize for diverse and high-quality outputs during training. However, this raises two core challenges. First, measuring and optimizing diversity in a way that is both computationally efficient and theoretically grounded is nontrivial. Second, there is an inherent tension between promoting diversity and preserving response quality, requiring careful balancing.

Several recent works have attempted to enhance diversity in LLMs through training, but their efforts largely remain confined to the lexical level of diversity. For instance, Yao et al. [2025] introduce a token-level entropy regularizer to encourage diversity on positive samples. However, token-level entropy often fails to capture human-intended diversity, which typically arises at the semantic rather than lexical level. Lanchantin et al. [2025] consider diversity in direct preference optimization (DPO) [Rafailov et al., 2023] by dividing responses into high- and low-reward groups, then selecting the most diverse candidate from the high-reward group as the preferred answer in pairwise comparisons. Yet, their definition of diversity is still surface-level, relying on measures such as generation probability or the number of unique words. Similarly, Li et al. [2025] propose preserving diversity in supervised fine-tuning by carefully controlling probability transfer between tokens during updates, again focusing only on token-level variation. More broadly, existing approaches emphasize the promotion of local lexical differences rather than encouraging LLMs to produce a set of responses spans distinct and meaningful modes of the answer space. Most related to our work, Chung et al. [2025] propose a variant of DPO that weights the loss by the average pairwise distance in cosine similarity after embedding responses, this however, is limited to DPO, considers only pairwise distances, and requires sampling $k \geq 3$ responses per prompt in the training dataset.

In this work, we propose a principled training method based on determinantal point processes (DPPs) [Kulesza et al., 2012] to directly optimize LLMs for both quality and diversity in generated responses. Unlike token-level entropy or lexical perturbations, our approach operates at the semantic level. Specifically, for each prompt we sample a set of responses, map them into an embedding space using a pretrained encoder, and compute a similarity matrix via a kernel function. The diversity score is then defined as the determinant of this matrix, which corresponds to the volume spanned by the response embeddings. Optimizing this objective encourages the model to generate responses that span a subspace in the answers’ embedding space with the largest volume. The reward of each response can be regarded as a scaling factor of the corresponding embedding vector, providing an interpretable mechanism to balance quality against diversity. We name our algorithm as DQO (**D**iversity **Q**uality **O**ptimization). We evaluate DQO across instruction-following, summarization, story generation, and reasoning tasks, and demonstrate that it significantly enhances semantic diversity while maintaining high response quality.

2 Related works

Evaluating Diversity of LLMs. Several works have focused on evaluating the diversity of LLM generated content [Guo et al., 2024, Shaib et al., 2024], also on investigating the impact of post-training on diversity metrics [Kirk et al., 2023, Shypula et al., 2025]. The lack of diversity in LLM generated content also affects text written by humans using LLMs [Padmakumar and He, 2024].

Improving Diversity of LLMs. There are mainly two lines of works on promoting diversity in LLMs. One focuses on inference strategies. Nguyen et al. [2024] proposed a decoding method to reallocate the next-token probabilities which they show can increase the entropy of the correct solutions. The DiffSampling strategy, proposed by Franceschelli and Musolesi [2025], considers the largest difference between consecutive probabilities of tokens in a sorted distribution to promote diversity while maintaining correctness. Ahmed et al. [2025] proposed a two-stage inference strategy which consists of a high-temperature key words sampling process and a low-temperature expansion procedure.

Another line of works focus on the training strategy to best elicit diversity from LLMs. Lanchantin et al. [2025] proposed diverse preference optimization. They selected the most diverse response from the high-reward group and the least diverse response from the low-reward group to form the

preference pair. The selection is based on some diversity criteria. Yao et al. [2025] shows that by adding an entropy term of correct answers to the reward-based objective, LLMs can improve the diversity while maintaining the quality. Different from those using reinforcement learning algorithms, Li et al. [2025] instead study the supervised finetuning approach. They proposed carefully-designed update strategy to mitigate the distribution collapse in SFT, thus encourages diversity. Most related to our work, Chung et al. [2025] propose a variant of DPO that weights the loss by the average pairwise distance in cosine similarity after embedding responses, this however, is limited to DPO, considers only pairwise distances, and requires sampling $k \geq 3$ responses per prompt in the training dataset.

Determinantal Point Processes. Determinantal point processes (DPPs) [Kulesza et al., 2012], are a class of probabilistic models that arise in quantum physics and random matrix theory for modeling repulsion. DPPs are well-suited for modeling diversity. Parker-Holder et al. [2020] proposed a DPPs-based algorithm to train a population of diverse policies in reinforcement learning for better exploration.

3 Preliminaries

3.1 Notations

For ease of readability, we summarize some frequently used notations here. We use x and y to represent a prompt and a response, respectively. We represent a group of k responses $\{y_1, \dots, y_k\}$ by $y_{1:k}$ and we denote $\{y_1, \dots, y_{i-1}, y_{i+1}, \dots, y_k\}$ by y_{-i} . We use $I_k \in \mathbb{R}^{k \times k}$ to represent the identity matrix with size k . And $\det(\cdot)$ represents the determinant of a matrix.

3.2 Determinantal point processes (DPPs)

In this work, we quantify the diversity of LLMs generated outputs based on the concept from DPPs. We introduce the definition of L-ensembles below which is a subclass of DPPs. For a comprehensive introduction to DPPs, please refer to Kulesza et al. [2012].

Definition 1 (L-ensemble) Let $\mathcal{Y} = \{1, 2, \dots, N\}$ be a ground set, and $\mathbf{Y} \subseteq \mathcal{Y}$ be a random subset. Suppose $L \in \mathbb{R}^{N \times N}$ is a real symmetric positive semidefinite matrix. We say L defines an L-ensemble, if for every $A \subseteq \mathcal{Y}$,

$$\Pr(\mathbf{Y} = A) \propto \det(L_A),$$

where L_A is the submatrix of L indexed by A .

DPPs are well-suited for promoting diversity because their probability measure inherently discourages the selection of similar items. If we think of the entries of L as measurements of similarity between pairs of elements, such as the dot product of the feature vectors of items, the determinant $\det(L_A)$ corresponds to the squared volume spanned by the feature vectors of items in A , which increases when the vectors are diverse and decreases when they are redundant or highly correlated. Consider the following example. Suppose $A = \{i, j\}$ is a two-element set, then, by the definition,

$$\Pr(A) \propto \begin{vmatrix} L_{ii} & L_{ij} \\ L_{ji} & L_{jj} \end{vmatrix} = L_{ii}L_{jj} - L_{ij}L_{ji}$$

If item i, j are super similar, then L_{ij} is large, and the above probability is low. Conversely, if L is diagonal, i.e. $L_{ij} = 0$, there are no correlations and the elements appear independently.

4 Proposed method

4.1 Diversity via DPPs

Based on the above definition of DPPs, given a bunch of responses $y_{1:k}$, we can formulate the diversity score of this group of responses as,

$$\text{Div}(y_{1:k}) = \det(L_\phi(y_{1:k})) \quad (1)$$

where $L_\phi(y_{1:k})[i, j] = f(\phi(y_i), \phi(y_j))$, f is a kernel function and $\phi(\cdot)$ is a selected embedding model which can map a response into a high-dimensional semantic space. In this work, we select the

kernel function as the dot product, $f(\phi(y_i), \phi(y_j)) = \langle \phi(y_i), \phi(y_j) \rangle$. For simplicity, when it is clear from the context, we will omit the subscript in L_ϕ .

Our definition of diversity offers two main advantages. First, it operates in the embedding space of the responses, allowing it to capture semantic diversity which is typically what humans intend. Second, its determinant-based definition induces a notion of group diversity that overcomes the limitations of simple pairwise distance metrics. A key weakness of using pairwise distances, such as the average distance between all responses, is its susceptibility to the "clustering" phenomenon [Parker-Holder et al., 2020]. An algorithm optimizing for this metric might produce responses that form a few distinct, widely separated clusters, creating a misleading sense of diversity. In contrast, our determinant-based metric, which encourages the formation of a parallelepiped with a large volume in the embedding space, directly addresses this issue. The determinant is highly sensitive to the linear independence of the response vectors. If responses form tight clusters, the vectors within a cluster become nearly linearly dependent, causing the determinant of the similarity matrix to approach zero, regardless of the large distances between clusters. This correctly identifies a lack of true diversity. Furthermore, the determinant is a more robust measure because it recognizes when responses, despite having large pairwise distances, are confined to a lower-dimensional subspace. This forces the system to explore the full high-dimensional embedding space, ensuring genuine diversity that simple pairwise distances fail to capture.

4.2 Quality-Diversity objective

Reinforcement learning has been a popular method for post-training LLMs with either an existing reward function or the one inferred from a preference dataset (e.g., RLHF). With the reward function, the model is typically optimized by maximizing the following KL-regularized objective,

$$\pi^* = \arg \max_{\pi_\theta} \{J(\pi_\theta) - \beta KL(\pi_\theta || \pi_{ref})\} \quad (2)$$

where $J(\pi_\theta) = \mathbb{E}_{x, y \sim \pi(\cdot|x)}[r(x, y)]$ is the expected return and β is a hyperparameter balancing the KL divergence penalty and rewards. It can be shown the optimal policy of the above objective satisfies,

$$\pi^*(y|x) \propto \pi_{ref}(y|x) \exp\left(\frac{r(x, y)}{\beta}\right) \quad (3)$$

As we have pointed out in the introduction section, after alignment, the model tends to converge toward a narrow set of responses, leading to limited diversity. To solve this issue of diversity collapse, inspired by the concepts from DPPs, we propose the DQO algorithm which maximizes the following objective to directly optimize LLMs for both quality and diversity in generated responses,

$$J_{Div}(\pi_\theta) = \mathbb{E}_{x, y_1, \dots, y_k \sim \pi_\theta(\cdot|x)} \left[\sum_{i=1}^k r(x, y_i) + \alpha \log \det(L_\phi(y_{1:k})) \right]. \quad (4)$$

For each prompt, we sample k responses $y_{1:k}$ from the model like what people do with Group Relative Policy Optimization (GRPO). Instead of optimizing only the reward, we incorporate a diversity term into the objective, where $L_\phi(y_{1:k})$ is defined in (1). The hyperparameter α controls the trade-off between quality and diversity.

It can be shown by optimizing (2) with our $J_{Div}(\pi_\theta)$, the optimal policy satisfies,

$$\pi_{div}(y_{1:k}|x) \propto \pi_{ref}(y_{1:k}|x) \exp\left(\frac{1}{\beta} \left(\sum_{i=1}^k r(x, y_i) + \alpha \log \det(L_\phi(y_{1:k})) \right)\right) \quad (5)$$

For simplicity of exposition, suppose $\beta = \alpha$. We can define a reward-augmented new embedding vector for the prompt-response pair (x, y) as $\psi(x, y) = \sqrt{\exp\left(\frac{r(x, y)}{\beta}\right) \pi_{ref}(y|x)} \cdot \phi(y)$. The reward plays a role as a scaling factor of the original semantic embedding. With the formulation of the new embeddings, we can show our optimal policy satisfies,

$$\pi_{div}(y_{1:k}|x) \propto \det(L_\psi(x, y_{1:k})) \quad (6)$$

The above expression tells us that our policy (6) learns to generate a group of responses with the probability proportional to the determinant of the gram matrix formed by the embedding vectors of these responses. From a geometric view, our policy can pick a group of vectors in the embedding space of responses according to the squared volume of the space spanned by these vectors.

The balance between quality and diversity also admits a clear geometric interpretation. The embedding vector ψ consists of two components: a semantic embedding vector, which determines its direction, and a reward, which determines its norm. To maximize the volume of the spanned space, one should select vectors that are well separated from each other (i.e., diverse responses) while also having large norms (i.e., high-quality responses). The overall trade-off is governed by the hyperparameter α .

4.3 Algorithm

In the preceding section, we introduced our quality-diversity (QD) objective based on DPPs in a principled way, which aims to optimize LLMs for both response quality and diversity. However, implementing this objective in practice poses several challenges, such as the high variance of estimation of stochastic gradients and potential numerical explosion. In this section, we present a practical version of the algorithm designed to stabilize training. First, we can calculate the gradient of $J_{Div}(\pi_\theta)$ is as follows,

$$\nabla J_{Div}(\pi_\theta) = \mathbb{E}_{x, y_{1:k} \sim \pi_\theta(\cdot|x)} \left[\sum_{i=1}^k \nabla \log \pi_\theta(y_i|x) (r(x, y_i) + \alpha \log \det(L(y_{1:k}))) \right] \quad (7)$$

The first issue is the determinant of $L(y_{1:k})$ can be close to zero which leads to a super negative value of $\log(\det(L(y_{1:k})))$. The unboundedness of the diversity term makes the training process unstable and also makes the balance between quality and diversity difficult such that only a carefully selected α is effective. To fix this issue, we propose to consider the determinant of the matrix $L(y_{1:k}) + I_k$. It can be shown that by adding an identity matrix, we have $k \geq \log(\det(L(y_{1:k}) + I_k)) \geq 0$ which is well-bounded. Briefly speaking, adding an identity matrix to our objective can be regarded as a regularization term, in Appendix A, we discuss how it affects the objective.

The second issue is that the gradients is the summation of the gradient of k responses. It has high variance especially when k is large. To mitigate the issue of inflating variance, we propose to use leave-one-out (*loo*) gradient estimators by subtracting the log-determinant of the gram matrix which leaves one response out,

$$\nabla^{loo} J_{Div}(\pi_\theta) = \mathbb{E}_{x, y_{1:k} \sim \pi_\theta(\cdot|x)} \left[\sum_{i=1}^k \nabla \log \pi_\theta(x, y_i) \left(r(y_i) + \lambda \log \frac{\det(L(y_{1:k}) + I_k)}{\det(L(y_{-i}) + I_{k-1})} \right) \right]$$

The *loo* estimator is unbiased and based on the following Eigenvalue Interlacing Theorem, it has a nice property on the boundedness of its value shown in Lemma 1.

Theorem 1 (Eigenvalue Interlacing Theorem [Fisk, 2005]) Suppose $A \in R^{n \times n}$ is symmetric. Let $B \in R^{m \times m}$ with $m < n$ be a principal submatrix (obtained by deleting both i -th row and i -th column for some values of i). Suppose A has eigenvalues $\lambda_1 \leq \dots \leq \lambda_n$ and B has eigenvalues $\beta_1 \leq \dots \leq \beta_m$. Then,

$$\lambda_k \leq \beta_k \leq \lambda_{k+n-m}, \text{ for } k = 1, \dots, m$$

And if $m = n - 1$, one has,

$$\lambda_1 \leq \beta_1 \leq \lambda_2 \leq \beta_2 \leq \dots \leq \beta_{n-1} \leq \lambda_n$$

Lemma 1 Let us write the eigenvalues of $L(y_{1:k})$ as $\lambda_k \geq \dots \geq \lambda_1$, then we have $1 + \lambda_k \geq \frac{\det(L(y_{1:k})+I)}{\det(L(y_{-i})+I)} \geq 1 + \lambda_1$. And the eigenvalue of $L(y_{1:k})$ is always in $[0, k]$ since the embedding vectors are normalized, we have $1 + k \geq \frac{\det(L(y_{1:k})+I)}{\det(L(y_{-i})+I)} \geq 1$ and $\log(1 + k) \geq \log \frac{\det(L(y_{1:k})+I)}{\det(L(y_{-i})+I)} \geq 0$.

5 Experiments

To show the effectiveness of our proposed algorithm, DQO, we run experiments under four different kinds of tasks, including reasoning (GSM8K [Cobbe et al., 2021]), summarization (CNN-dailymail

[See et al., 2017]), story-writing (Common-Gen [Lin et al., 2020]) and instruction-following (Dolly Conover et al. [2023]). We compare DQO to the baseline algorithm which trains the model with only reward. For reasoning tasks, we use GRPO, while for non-reasoning tasks, we adopt PPO. For the detailed experimental setup, please see Appendix B.

We use $pass@n$ metric to measure the quality with n varies from 1 to 10. And we use multiple metrics to measure the diversity in the responses which we summarize below,

- Distinct-n: Count the ratio of unique n-grams among the responses.
- Self-BLEU and Self-ROUGE score: Two popular metrics to measure the similarity of languages. Note these scores measure the similarity, to be consistent with other metrics, we report $1 - Score$.
- LLM as a judge: We prompt an advanced model GPT-4o-mini to judge the model’s output in terms of the diversity (see Appendix D and E).

5.1 Quality

In Figure 1, we show the $pass@n$ performance across four tasks with n varying from 1 to 10. We compare the baseline model trained with only reward and the model trained by DQO with hyperparameter $\alpha = 1$ and $k = 4$. Our model exhibits better performance than the baseline model especially when n is large. Besides, in the case of $n = 1$, our model has similar or better performance to the baseline. Together, the results show that our method does not hurt $pass@1$ performance while providing better $pass@n$ performance with $n > 1$ indicating that our model can generate both high-quality and diverse responses.

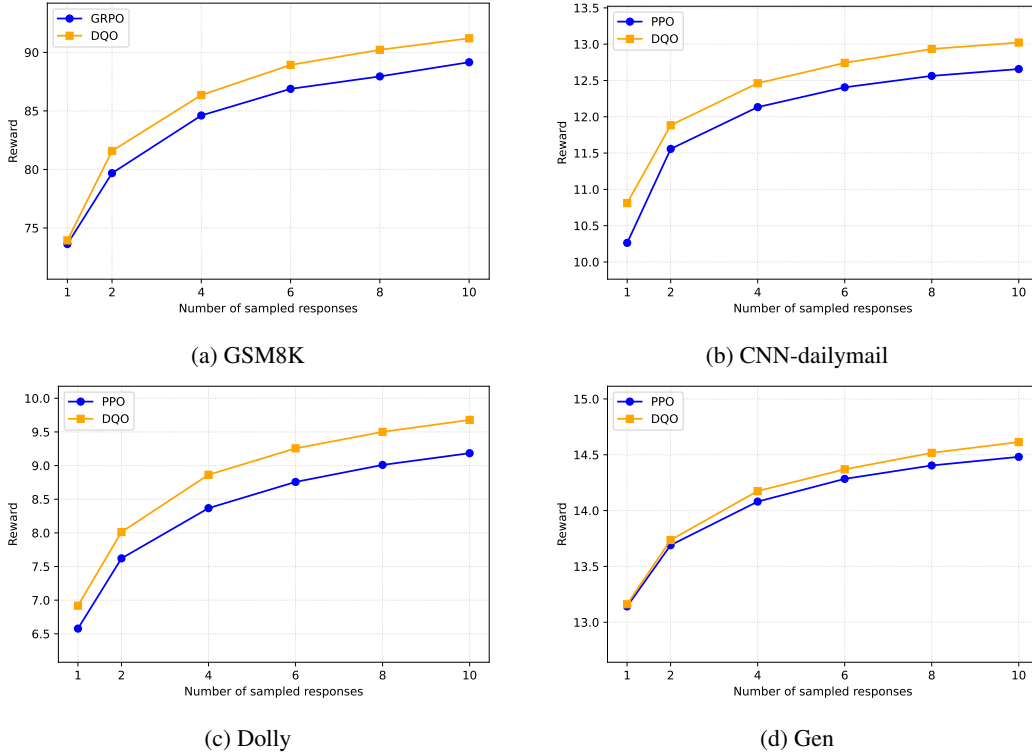


Figure 1: The performance of the trained model on $pass@n$ metrics. For DQO, we set hyperparameters $\alpha = 1.0$ and $k = 4$.

5.2 Diversity

The superior performance on $pass@n$ already suggests that our method enhances response diversity. To further validate this, we present six diversity metrics in Figure 1. For each metric, higher

values indicate greater diversity. As shown in the figure, the model trained with DQO consistently outperforms the model trained solely with reward, demonstrating a clear advantage in diversity. In particular, for the LLM-as-a-judge metric, the advanced model GPT-4o-mini strongly recognizes the diversity of responses generated by our approach (See Appendix E), highlighting improvements at the semantic level.

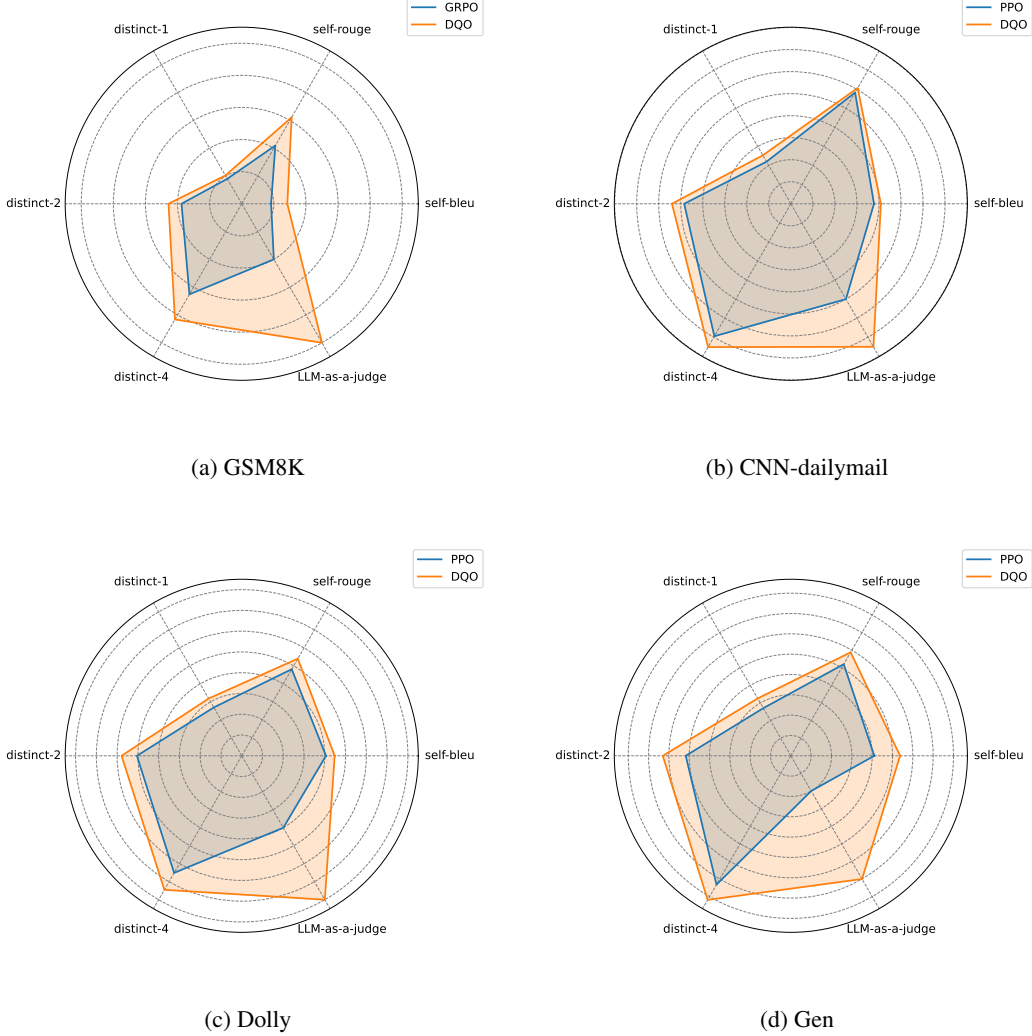


Figure 2: The performance of the trained model on six diversity metrics. For DQO, we set hyperparameters $\alpha = 1.0$ and $k = 4$.

5.3 Pareto frontier

To illustrate how DQO achieves a favorable balance between quality and diversity, we plot the Pareto frontiers of the model trained by DQO and the baseline model by varying either the training steps or the sampling temperature in Figure 3. Across different sampling temperatures (the right in Figure 3), our model consistently occupies the upper-right region relative to the baseline, demonstrating a robust advantage in balancing quality and diversity at the inference stage. Similarly, when varying the training steps (the left in Figure 3), our model remains Pareto-optimal throughout the entire training process, indicating that it consistently achieves a better quality–diversity balance throughout the entire training process.

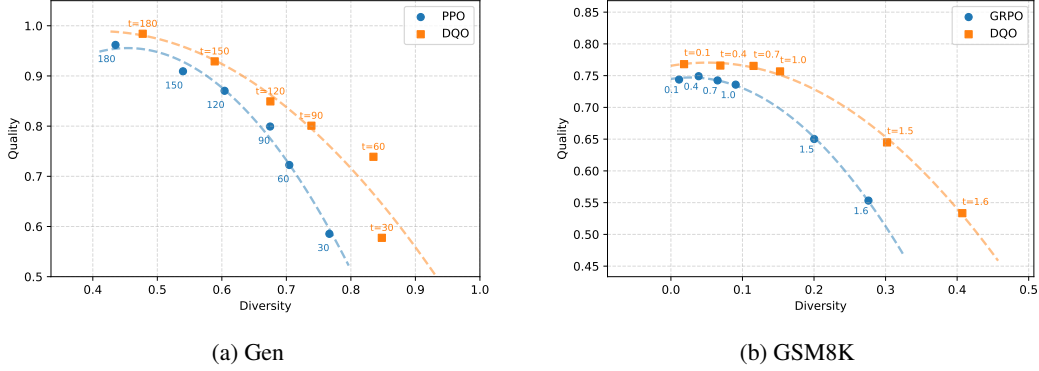


Figure 3: Pareto frontiers on quality and diversity of our model and the baseline. On the left, each point is a model trained with different training steps and the sampling temperature is set as 1.0. On the right, we take the final trained model but vary the sampling temperature.

5.4 Ablation Study

DQO introduces two key hyperparameters: α and k . The hyperparameter α controls the weight of the diversity term in the training objective, while k is the number of responses sampled per prompt in the algorithm. Both parameters jointly influence the trade-off between output quality and diversity. To analyze their impact, we conduct experiments across different values of α and k , and the results are summarized in Table 3.

Table 1: The quality and diversity scores of the model trained with different values of hyperparameters k and α on the Dolly task. Diversity metrics are calculated across 10 generated responses per prompt.

Method	Diversity \uparrow				Quality \uparrow	
	distinct-1	distinct-4	self-bleu	self-rouge	<i>pass</i> @1	<i>pass</i> @10
baseline	0.24	0.64	0.41	0.49	5.65	8.39
$\alpha = 0.5, k = 4$	0.28	0.69	0.44	0.53	5.84	8.79
$\alpha = 1.0, k = 4$	0.28	0.69	0.47	0.54	5.92	8.73
$\alpha = 1.5, k = 4$	0.33	0.79	0.57	0.61	5.47	8.56
$\alpha = 2.0, k = 4$	0.35	0.82	0.54	0.64	5.42	8.69
$k = 2, \alpha = 1.0$	0.24	0.62	0.40	0.50	5.71	8.13
$k = 4, \alpha = 1.0$	0.28	0.69	0.47	0.54	5.92	8.73
$k = 6, \alpha = 1.0$	0.31	0.76	0.49	0.58	5.71	8.83
$k = 8, \alpha = 1.0$	0.32	0.79	0.52	0.61	5.64	8.64

From Table 3, several observations can be made. First, increasing the value of α generally enhances the diversity of generated responses, as reflected in diversity metrics such as distinct-n, self-bleu and self-rouge scores. However, when α exceeds a certain threshold, the quality metric *pass*@1 begins to decline, suggesting that the diversity term becomes too dominant. At the same time, *pass*@10 metric remains relatively stable, indicating that the model still generates some high-quality responses among its top outputs despite the strong emphasis on diversity.

Second, increasing the number of sampled responses per prompt k during training also consistently promotes diversity, since a larger k encourages the model to generate a larger group of diverse responses, that is, to allocate probability mass across a wider range of outputs. Unlike adjusting α , however, increasing k incurs additional computational costs since more responses must be generated. Furthermore, the trade-off between quality and diversity also applies to k : when k becomes too large, the *pass*@1 metric begins to decrease.

Finally, compared with the baseline model, our algorithm exhibits robust improvements in both quality and diversity across a wide range of α and k values. This robustness suggests that the proposed

objective effectively balances reward optimization and diversity promotion without requiring highly sensitive hyperparameter tuning. In practice, this property makes the algorithm more reliable and easier to deploy, as strong performance can be maintained under different settings.

6 Conclusions

In this work, we propose an algorithm DQO to directly optimize LLMs for both quality and diversity in generated responses. Based on determinantal point processes, DQO defines the diversity in a group of responses as the determinant of a kernel-based similarity matrix of the embeddings of those responses. This definition of diversity has a straightforward interpretation as the squared volume of the space spanned by the embeddings of the response. We conduct extensive experiments across different kinds of tasks, and show that DQO can optimize the model to generate significantly more diverse responses while maintaining high quality in the generated responses.

Besides the performance, we discuss the limitations of this work, which also suggest interesting directions for future research. First, in this work, we use existing reward models since we observed from our experiments that the model is vulnerable to reward hacking when only the outcome reward is provided. The outcome reward is widely used in most reasoning tasks. In this setting, the model tends to produce a correct answer to secure the outcome reward, followed by random or irrelevant content to artificially increase diversity. This phenomenon does not exist when we use reward models, since the reward model evaluates the quality of the entire response rather than just the final answer.

We explored a potential solution by computing the cosine similarity between the embeddings of the prompt and the response and multiplying this score with the diversity term. The intuition is that only responses semantically aligned with the prompt contribute to the diversity objective. However, we observed that the model can still exploit this mechanism by generating answers that are both correct and superficially related to the prompt, suggesting that outcome-based reward alone is inherently susceptible to reward hacking. This phenomenon presents an intriguing challenge for future study.

Another limitation of our approach lies in the use of embedding models to map responses into a semantic space. The performance of our algorithm depends on the quality of these embeddings. A more principled or adaptive method for measuring diversity could better capture the underlying semantic variation, potentially adjusting automatically to the specific requirements of different tasks, which may emphasize different aspects of diversity, thus achieves better performance.

References

- David H. Ackley, Geoffrey E. Hinton, and Terrence J. Sejnowski. A learning algorithm for boltzmann machines. *Cognitive Science*, 9(1):147–169, 1985. ISSN 0364-0213. doi: [https://doi.org/10.1016/S0364-0213\(85\)80012-4](https://doi.org/10.1016/S0364-0213(85)80012-4). URL <https://www.sciencedirect.com/science/article/pii/S0364021385800124>.
- Eltayeb Ahmed, Uljad Berdica, Martha Elliott, Danijela Horak, and Jakob N Foerster. Intent factored generation: Unleashing the diversity in your language model. *arXiv preprint arXiv:2506.09659*, 2025.
- Barrett R Anderson, Jash Hemant Shah, and Max Kreminski. Homogenization effects of large language models on human creative ideation. In *Proceedings of the 16th Conference on Creativity & Cognition*, 2024.
- Yuntao Bai, Andy Jones, Kamal Ndousse, Amanda Askell, Anna Chen, Nova DasSarma, Dawn Drain, Stanislav Fort, Deep Ganguli, Tom Henighan, Nicholas Joseph, Saurav Kadavath, Jackson Kernion, Tom Conerly, Sheer El-Showk, Nelson Elhage, Zac Hatfield-Dodds, Danny Hernandez, Tristan Hume, Scott Johnston, Shauna Kravec, Liane Lovitt, Neel Nanda, Catherine Olsson, Dario Amodei, Tom Brown, Jack Clark, Sam McCandlish, Chris Olah, Ben Mann, and Jared Kaplan. Training a helpful and harmless assistant with reinforcement learning from human feedback, 2022. URL <https://arxiv.org/abs/2204.05862>.
- Stephen Casper, Xander Davies, Claudia Shi, Thomas Krendl Gilbert, Jérémy Scheurer, Javier Rando, Rachel Freedman, Tomek Korbak, David Lindner, Pedro Freire, Tony Tong Wang, Samuel Marks, Charbel-Raphael Segerie, Micah Carroll, Andi Peng, Phillip J.K. Christoffersen, Mehul Damani, Stewart Slocum, Usman Anwar, Anand Siththaranjan, Max Nadeau, Eric J Michaud, Jacob Pfau, Dmitrii Krasheninnikov, Xin Chen, Lauro Langosco, Peter Hase, Erdem Biyik, Anca Dragan, David Krueger, Dorsa Sadigh, and Dylan Hadfield-Menell. Open problems and fundamental limitations of reinforcement learning from human feedback. *Transactions on Machine Learning Research*, 2023. ISSN 2835-8856. URL <https://openreview.net/forum?id=bx24KpJ4Eb>. Survey Certification, Featured Certification.
- John Joon Young Chung, Vishakh Padmakumar, Melissa Roemmele, Yuqian Sun, and Max Kreminski. Modifying large language model post-training for diverse creative writing, 2025. URL <https://arxiv.org/abs/2503.17126>.
- Karl Cobbe, Vineet Kosaraju, Mohammad Bavarian, Mark Chen, Heewoo Jun, Lukasz Kaiser, Matthias Plappert, Jerry Tworek, Jacob Hilton, Reiichiro Nakano, Christopher Hesse, and John Schulman. Training verifiers to solve math word problems. *arXiv preprint arXiv:2110.14168*, 2021.
- Mike Conover, Matt Hayes, Ankit Mathur, Jianwei Xie, Jun Wan, Sam Shah, Ali Ghodsi, Patrick Wendell, Matei Zaharia, and Reynold Xin. Free dolly: Introducing the world’s first truly open instruction-tuned llm, 2023. URL <https://www.databricks.com/blog/2023/04/12/dolly-first-open-commercially-viable-instruction-tuned-llm>.
- Steve Fisk. A very short proof of cauchy’s interlace theorem for eigenvalues of hermitian matrices. *arXiv preprint math/0502408*, 2005.
- Giorgio Franceschelli and Mirco Musolesi. Diffsampling: Enhancing diversity and accuracy in neural text generation, 2025. URL <https://arxiv.org/abs/2502.14037>.
- Dongyoung Go, Tomasz Korbak, Germán Kruszewski, Jos Rozen, Nahyeon Ryu, and Marc Dymetman. Aligning language models with preferences through f-divergence minimization. In *Proceedings of the 40th International Conference on Machine Learning*, 2023.
- Yanzhu Guo, Guokan Shang, and Chloé Clavel. Benchmarking linguistic diversity of large language models. *CoRR*, abs/2412.10271, 2024. URL <https://doi.org/10.48550/arXiv.2412.10271>.
- Ari Holtzman, Jan Buys, Li Du, Maxwell Forbes, and Yejin Choi. The curious case of neural text degeneration. In *International Conference on Learning Representations*, 2020. URL <https://openreview.net/forum?id=rygGQyrFvH>.

- Robert Kirk, Ishita Mediratta, Christoforos Nalmpantis, Jelena Luketina, Eric Hambro, Edward Grefenstette, and Roberta Raileanu. Understanding the effects of rlhf on llm generalisation and diversity. *CoRR*, abs/2310.06452, 2023. URL <https://doi.org/10.48550/arXiv.2310.06452>.
- Alex Kulesza, Ben Taskar, et al. Determinantal point processes for machine learning. *Foundations and Trends® in Machine Learning*, 5(2–3):123–286, 2012.
- Jack Lanchantin, Angelica Chen, Shehzaad Dhuliawala, Ping Yu, Jason Weston, Sainbayar Sukhbaatar, and Ilia Kulikov. Diverse preference optimization. *arXiv preprint arXiv:2501.18101*, 2025.
- Ziniu Li, Congliang Chen, Tian Xu, Zeyu Qin, Jiancong Xiao, Zhi-Quan Luo, and Ruoyu Sun. Preserving diversity in supervised fine-tuning of large language models. In *ICLR*, 2025.
- Bill Yuchen Lin, Wangchunshu Zhou, Ming Shen, Pei Zhou, Chandra Bhagavatula, Yejin Choi, and Xiang Ren. CommonGen: A constrained text generation challenge for generative commonsense reasoning. In *Findings of the Association for Computational Linguistics: EMNLP 2020*, pages 1823–1840, Online, November 2020. Association for Computational Linguistics. URL <https://www.aclweb.org/anthology/2020.findings-emnlp.165>.
- Chris Yuhao Liu, Liang Zeng, Yuzhen Xiao, Jujie He, Jiakai Liu, Chaojie Wang, Rui Yan, Wei Shen, Fuxiang Zhang, Jiacheng Xu, Yang Liu, and Yahui Zhou. Skywork-reward-v2: Scaling preference data curation via human-ai synergy. *arXiv preprint arXiv:2507.01352*, 2025.
- Sonia K Murthy, Tomer Ullman, and Jennifer Hu. One fish, two fish, but not the whole sea: Alignment reduces language models’ conceptual diversity. *arXiv preprint arXiv:2411.04427*, 2024.
- Minh Nhat Nguyen, Andrew Baker, Clement Neo, Allen Roush, Andreas Kirsch, and Ravid Shwartz-Ziv. Turning up the heat: Min-p sampling for creative and coherent llm outputs. *arXiv preprint arXiv:2407.01082*, 2024.
- Long Ouyang, Jeffrey Wu, Xu Jiang, Diogo Almeida, Carroll Wainwright, Pamela Mishkin, Chong Zhang, Sandhini Agarwal, Katarina Slama, Alex Gray, John Schulman, Jacob Hilton, Fraser Kelton, Luke Miller, Maddie Simens, Amanda Askell, Peter Welinder, Paul Christiano, Jan Leike, and Ryan Lowe. Training language models to follow instructions with human feedback. In Alice H. Oh, Alekh Agarwal, Danielle Belgrave, and Kyunghyun Cho, editors, *Advances in Neural Information Processing Systems*, 2022. URL <https://openreview.net/forum?id=TG8KACxEON>.
- Vishakh Padmakumar and He He. Does writing with language models reduce content diversity? In *The Twelfth International Conference on Learning Representations*, 2024. URL <https://openreview.net/forum?id=Feiz5HtCD0>.
- Jack Parker-Holder, Aldo Pacchiano, Krzysztof Choromanski, and Stephen Roberts. Effective Diversity in Population Based Reinforcement Learning. In *Advances in Neural Information Processing Systems 34*. 2020.
- Jack Parker-Holder, Aldo Pacchiano, Krzysztof M Choromanski, and Stephen J Roberts. Effective diversity in population based reinforcement learning. *Advances in Neural Information Processing Systems*, 33:18050–18062, 2020.
- Rafael Rafailov, Archit Sharma, Eric Mitchell, Christopher D Manning, Stefano Ermon, and Chelsea Finn. Direct preference optimization: Your language model is secretly a reward model. In *Thirty-seventh Conference on Neural Information Processing Systems*, 2023. URL <https://openreview.net/forum?id=HPuSIXJaa9>.
- Abigail See, Peter J. Liu, and Christopher D. Manning. Get to the point: Summarization with pointer-generator networks. In *Proceedings of the 55th Annual Meeting of the Association for Computational Linguistics (Volume 1: Long Papers)*, pages 1073–1083, Vancouver, Canada, July 2017. Association for Computational Linguistics. doi: 10.18653/v1/P17-1099. URL <https://www.aclweb.org/anthology/P17-1099>.

- Chantal Shaib, Joe Barrow, Jiuding Sun, Alexa Siu, Byron C Wallace, and Ani Nenkova. Standardizing the measurement of text diversity: A tool and comparative analysis, 2024. URL <https://openreview.net/forum?id=jvRCirB00q>.
- Alexander Shypula, Shuo Li, Botong Zhang, Vishakh Padmakumar, Kayo Yin, and Osbert Bastani. Evaluating the diversity and quality of LLM generated content. In *Second Conference on Language Modeling*, 2025. URL <https://openreview.net/forum?id=07bF6n1S0D>.
- Nisan Stiennon, Long Ouyang, Jeff Wu, Daniel M. Ziegler, Ryan Lowe, Chelsea Voss, Alec Radford, Dario Amodei, and Paul Christiano. Learning to summarize from human feedback. In *Proceedings of the 34th International Conference on Neural Information Processing Systems*, NeurIPS '20, 2020.
- Weijia Xu, Nebojsa Jojic, Sudha Rao, Chris Brockett, and Bill Dolan. Echoes in ai: Quantifying lack of plot diversity in llm outputs. *Proceedings of the National Academy of Sciences*, 122(35), 2025.
- An Yang, Beichen Zhang, Binyuan Hui, Bofei Gao, Bowen Yu, Chengpeng Li, Dayiheng Liu, Jianhong Tu, Jingren Zhou, Junyang Lin, Keming Lu, Mingfeng Xue, Runji Lin, Tianyu Liu, Xingzhang Ren, and Zhenru Zhang. Qwen2.5-math technical report: Toward mathematical expert model via self-improvement. *arXiv preprint arXiv:2409.12122*, 2024.
- Jian Yao, Ran Cheng, Xingyu Wu, Jibin Wu, and Kay Chen Tan. Diversity-aware policy optimization for large language model reasoning. *arXiv preprint arXiv:2505.23433*, 2025.
- Daniel M. Ziegler, Nisan Stiennon, Jeffrey Wu, Tom B. Brown, Alec Radford, Dario Amodei, Paul Christiano, and Geoffrey Irving. Fine-tuning language models from human preferences, 2020. URL <https://arxiv.org/abs/1909.08593>.

A Theoretical results and proofs

Lemma. Suppose $\psi(x, y) = \sqrt{\exp(\frac{r(x, y)}{\beta}) \pi_{ref}(y|x)} \cdot \phi(y)$, then the optimal policy in (5) satisfies $\pi_{div}(y_{1:k}|x) \propto \det(L_\psi(y_{1:k}))$ when $\alpha = \beta$.

Proof. Let $B \in \mathbb{R}^{n \times k}$ have columns $\phi(y_1), \dots, \phi(y_k)$. The Gram matrix is

$$L = B^\top B.$$

Now suppose we scale each column $\phi(y_i)$ by a factor a_i , and denote

$$A = \text{diag}(a_1, \dots, a_k), \quad B' = BA.$$

Then the new Gram matrix is

$$L' = (B')^\top B' = (AB^\top)(BA) = A(B^\top B)A = ALA.$$

Taking determinants,

$$\det(L') = \det(ALA) = \det(A) \det(L) \det(A) = (\det(A))^2 \det(L).$$

Since $\det(A) = \prod_{i=1}^k a_i$, we obtain

$$\det(L') = \left(\prod_{i=1}^k a_i \right)^2 \det(L).$$

Recall that $\pi_{div}(y_{1:k}|x)$ is defined as when $\alpha = \beta$,

$$\begin{aligned} \pi_{div}(y_{1:k}|x) &\propto \pi_{ref}(y_{1:k}|x) \exp \left(\frac{1}{\beta} \left(\sum_{i=1}^k r(x, y_i) \right) + \log \det(L_\phi(y_{1:k})) \right) \\ &= \pi_{ref}(y_{1:k}|x) \exp \left(\frac{1}{\beta} \left(\sum_{i=1}^k r(x, y_i) \right) \right) \det(L_\phi(y_{1:k})) \\ &= \prod_{i=1}^k \left(\pi_{ref}(y_i|x) \exp \left(\frac{r(x, y_i)}{\beta} \right) \right) \det(L_\phi(y_{1:k})) \end{aligned}$$

The second equality holds because $y_{1:k}$ are sampled independently. Combined with the result above, we have $\pi_{div}(y_{1:k}|x) \propto \det(L_\psi(y_{1:k}))$.

Analysis of $\det(L(y_{1:k}))$ and $\det(L(y_{1:k}) + I_k)$. Maximizing $\det(L)$ is equivalent to maximizing the volume of the parallelepiped spanned by the selected feature vectors, which enforces strict linear independence: any subset that induces a singular L receives zero score. In contrast, maximizing $\det(L + I)$ introduces a ridge-like regularization. Indeed, if $L = BB^\top$ for a feature matrix $B \in \mathbb{R}^{k \times d}$, we have

$$\det(L + I) = \det(BB^\top + I) = \det(I + B^\top B).$$

This is precisely the determinant of a regularized scatter matrix, analogous to the role of $(B^\top B + \lambda I)$ in ridge regression. From this viewpoint, adding I stabilizes the objective by preventing collapse along directions of near-linear dependence and avoiding the degeneracy of zero determinants.

A complementary interpretation arises from Bayesian linear models and Gaussian processes. In Bayesian linear regression with a Gaussian prior $w \sim \mathcal{N}(0, I)$ and unit-variance observation noise, the marginal likelihood normalization involves $\det(I + B^\top B)^{-\frac{1}{2}}$. Similarly, in Gaussian process regression, the log marginal likelihood includes $\log \det(L + \sigma^2 I)$, with σ^2 corresponding to the noise variance. Setting $\sigma^2 = 1$ recovers the $\det(L + I)$ objective. Hence, $\det(L + I)$ can be viewed as the determinant under a model with a prior noise floor, which softens the diversity requirement and balances between variance explained by the selected items and a baseline level of uncertainty.

Eigenvalue Interlacing Theorem [Fisk, 2005]. Suppose $A \in \mathbb{R}^{n \times n}$ is symmetric. Let $B \in \mathbb{R}^{m \times m}$ with $m < n$ be a principal submatrix (obtained by deleting both i -th row and i -th column for some values of i). Suppose A has eigenvalues $\lambda_1 \leq \dots \leq \lambda_n$ and B has eigenvalues $\beta_1 \leq \dots \leq \beta_m$. Then,

$$\lambda_k \leq \beta_k \leq \lambda_{k+n-m}, \text{ for } k = 1, \dots, m$$

And if $m = n - 1$, one has,

$$\lambda_1 \leq \beta_1 \leq \lambda_2 \leq \beta_2 \leq \dots \leq \beta_{n-1} \leq \lambda_n$$

Proof. We use the Courant–Fischer min–max theorem. For a symmetric matrix $A \in \mathbb{R}^{n \times n}$ with eigenvalues $\lambda_1 \leq \dots \leq \lambda_n$, the k -th eigenvalue can be characterized as

$$\lambda_k = \min_{\substack{S \subset \mathbb{R}^n \\ \dim(S)=k}} \max_{\substack{x \in S \\ x \neq 0}} \frac{x^\top A x}{x^\top x}.$$

Similarly, for the principal submatrix $B \in \mathbb{R}^{m \times m}$ with eigenvalues $\beta_1 \leq \dots \leq \beta_m$, we have

$$\beta_k = \min_{\substack{T \subset \mathbb{R}^m \\ \dim(T)=k}} \max_{\substack{y \in T \\ y \neq 0}} \frac{y^\top B y}{y^\top y}.$$

Now observe that B is obtained by restricting A to a coordinate subspace (corresponding to removing some rows and columns). Hence any $y \in \mathbb{R}^m$ can be embedded into \mathbb{R}^n by padding with zeros. Under this embedding, the Rayleigh quotient is preserved:

$$\frac{y^\top B y}{y^\top y} = \frac{x^\top A x}{x^\top x}, \text{ where } x \text{ is } y \text{ padded with zeros.}$$

Therefore, the feasible subspaces for B are restrictions of those for A . This leads to the inequalities

$$\lambda_k \leq \beta_k \leq \lambda_{k+n-m}, \quad k = 1, \dots, m.$$

In the special case $m = n - 1$, the inequalities expand into the chain

$$\lambda_1 \leq \beta_1 \leq \lambda_2 \leq \beta_2 \leq \dots \leq \beta_{n-1} \leq \lambda_n,$$

which is exactly the interlacing property.

Lemma. Let's write the eigenvalues of $L(y_{1:k})$ as $\lambda_k \geq \dots \geq \lambda_1$, then we have $1 + \lambda_k \geq \frac{\det(L(y_{1:k}) + I_k)}{\det(L(y_{-i}) + I_{k-1})} \geq 1 + \lambda_1$. And the eigenvalue of $L(y_{1:k})$ is always in $[0, k]$ since the embedding vectors are normalized, we have $1 + k \geq \frac{\det(L(y_{1:k}) + I_k)}{\det(L(y_{-i}) + I_{k-1})} \geq 1$ and $\log(1 + k) \geq \log \frac{\det(L(y_{1:k}) + I_k)}{\det(L(y_{-i}) + I_{k-1})} \geq 0$.

Proof. Let's write the eigenvalues of $L(y_{-i})$ as $\beta_{k-1} \geq \dots \geq \beta_1$. Based on Eigenvalue Interlacing Theorem, we have,

$$\frac{\det(L(y_{1:k}) + I_k)}{\det(L(y_{-i}) + I_{k-1})} = (1 + \lambda_1) \prod_{i=1}^{k-1} \frac{1 + \lambda_{i+1}}{1 + \beta_i} \geq 1 + \lambda_1$$

and,

$$\frac{\det(L(y_{1:k}) + I_k)}{\det(L(y_{-i}) + I_{k-1})} = (1 + \lambda_k) \prod_{i=1}^{k-1} \frac{1 + \lambda_i}{1 + \beta_i} \leq 1 + \lambda_k$$

Since $L(y_{1:k})$ is positive semidefinite, it holds $\lambda_i \geq 0, \forall i$. And we have $\sum_{i=1}^k \lambda_i = \text{tr}(L(y_{1:k})) = k$ due to the normalization of the feature vectors. Hence, we have $k \geq \lambda_k \geq \lambda_1 \geq 0$.

B Experimental setup

Data preparation For GSM8K dataset, we directly use the training and test split. For CNN-dailymail dataset, we take the test split, and select 8,000 data points as the training set and 1,024 data points as the test set. For Dolly dataset, there is only one training split of 15,000 data points. We divided it into two subsets with the ratio of 0.2. For Gen, we use the training split, remove data with repetitive key words, and divided the set into two subsets, each containing 8,000 and 1,024 data points respectively.

Training configuration We use GRPO algorithm for GSM8K task and use PPO algorithm for the other tasks. We use Qwen2.5-MATH-1.5B [Yang et al., 2024] as the base model for GSM8K task, and use Llama3.2-1B for the other tasks. For all tasks, we use the reward model Skywork/Skywork-Reward-V2-Llama-3.2-1B [Liu et al., 2025] and embedding model sentence-transformers/all-MiniLM-L6-v2.

Table 2: Training configurations. For max prompt and response length, we use different values for different datasets. From left to right, it corresponds to GSM8K, CNN-dailymail, Dolly, Gen.

training batch size	128
training epoches	3
actor learning rate	1e-6
critic learning rate	1e-5
rollout temperature	1.0
max prompt length	256, 1536, 1024, 64
max response length	256, 256, 512, 128

C Additional experiments

Here we show the additional ablation study of different α and k on GSM8K benchmark.

Table 3: The quality and diversity scores of the model trained with different values of hyperparameters k and α on the GSM8K task. Diversity metrics are calculated across 10 generated responses per prompt.

Method	Diversity \uparrow				Quality \uparrow	
	distinct-1	distinct-4	self-bleu	self-rouge	<i>pass</i> @1	<i>pass</i> @10
GRPO	0.09	0.32	0.09	0.21	73.6	87.9
$\alpha = 0.5, k = 4$	0.09	0.33	0.09	0.22	76.6	89.2
$\alpha = 1.0, k = 4$	0.10	0.42	0.14	0.31	74.7	91.2
$\alpha = 1.5, k = 4$	0.11	0.48	0.19	0.34	79.6	92.6
$\alpha = 2.0, k = 4$	0.13	0.54	0.21	0.40	73.7	92.7
$\alpha = 5.0, k = 4$	0.16	0.62	0.28	0.44	80.4	93.3
$k = 2, \alpha = 1.0$	0.11	0.40	0.13	0.26	75.8	90.3
$k = 4, \alpha = 1.0$	0.10	0.42	0.14	0.31	74.7	91.2
$k = 6, \alpha = 1.0$	0.10	0.44	0.17	0.33	79.1	92.1
$k = 8, \alpha = 1.0$	0.11	0.47	0.16	0.32	77.4	90.8

D Prompts

We listed the prompts we used in this work.

Prompt for GSM8K

```
Prompt = "{QUESTION} Please reason step by step, and put your final answer within \\boxed{ }."
```

Prompt for CNN-dailymail

```
Prompt = f"Summarize the following article:  
{ARTICLE}  
Summary:"
```

Prompt for Dolly

```
prompt = f"### Instruction:  
{INSTRUCTION}  
### Input:  
{INPUT}  
### Response:"
```

Prompt for Common-gen

```
Prompt = f"Write a short story of 3–4 sentences that includes the following keywords: {KEY  
WORD}. The story should be coherent, creative, and naturally incorporate all the keywords.  
Story:"
```

Prompt of LLM as a diversity judge

```
Instructions="The following are two files, each records responses generated by a model. The  
'prompt' field stores prompts, and the 'response' field stores the corresponding groups of  
generated responses for the prompts. Please judge two models in terms of the diversity of  
their generated responses. You should give each model a score between [0,1]."  
Input= f"Files: model 1: {FILE}; model 2: {FILE}."
```

E LLM as a diversity judge

We use advanced LLMs (GPT-4o-mini) to score the diversity of the responses generated by the models. The following are the evaluations given by GPT-4o-mini. For fair comparison, we did two comparisons by changing the order of two models and taking the average scores.

To evaluate the diversity of responses generated by the two models, we can analyze the patterns seen in the “responses” field of each model.

Model 1:

- **Characteristics:**

- The majority of responses are quite repetitive, consistently using phrases like “To solve this problem, we’ll break it down” or variations thereof.
- There appears to be a lack of varied strategies or unique approaches in the generated answers, with many instances simply restating the problem-solving process in a similar structure.

- **Diversity Score:** Given the high level of similarity and repeated phrasing, I would rate the diversity of responses for Model 1 as **0.2/1**.

Model 2:

- **Characteristics:**

- This model exhibits a somewhat greater variety in response structure, with different steps highlighted in the problem-solving process.
- Phrases like “Step X: Determine the...” and “Let’s denote the total number...” introduce variation, and there seems to be a more thoughtful approach to several responses.
- While there are still some repeated forms, the presence of distinct steps and strategies indicates a broader array of response possibilities.

- **Diversity Score:** The variety and different methodologies present in the responses lead me to rate Model 2’s diversity as **0.5/1**.

Summary:

- **Model 1 Score:** 0.2/1
- **Model 2 Score:** 0.5/1

Model 2 demonstrates better response diversity compared to Model 1, which relies heavily on similar language and structure.

Diversity judged by gpt-4o-mini on CNN-dailymail; Model 1 (PPO), Model 2 (DQO)

To assess the diversity of the responses generated by the two models, we evaluate the variety and uniqueness of the content provided in the responses to identical prompts.

Model 1:

- The responses from Model 1 vary in terms of length and detail, but many responses are quite structured and similar in approach.
- There is some variation in naming conventions and specific details, but overall, a noticeable pattern exists in how the information is expressed.
- Many responses use similar phrasing, leading to less diversity overall.

Model 2:

- Responses from Model 2 exhibit greater variation in phrasing, structure, and detail.
- The content shows a wide range of descriptions and perspectives, which enhances the uniqueness of each response.
- There is a noticeable effort to vary not just the wording but also the structure of each response, leading to a more diverse set of outputs.

Scores: Based on this analysis, we assign the following scores for diversity in generated responses:

- **Model 1: 0.4** (Limited diversity, responses similar in structure and phrasing)
- **Model 2: 0.8** (High diversity, significant variation in responses)

These scores reflect the extent of variety present in the responses generated by each model.

Diversity judged by gpt-4o-mini on Dolly; Model 1 (PPO), Model 2 (DQO)

To assess the diversity of responses generated by both models, we analyze the responses across various prompts, looking for variances in creativity, structure, and content diversity.

Model 1 Analysis:

- The responses from Model 1 often maintain a similar structure, primarily focusing on straightforward factual information, lists, or direct answers to prompts.
- The responses appear to have consistent formatting, providing succinct and clear answers, but can feel repetitive and lack creative exploration.
- While some responses do reflect a variety of information (e.g., multiple examples, details), the overall tone and presentation remain quite uniform.

Model 2 Analysis:

- Model 2 demonstrates a greater variety of response styles, incorporating markdown-like formatting, lists, and varying degrees of detail and structure across its outputs. This format enhances readability and introduces an engaging style.
- The responses in Model 2 often include additional editorial commentary or creativity (e.g., humorous tones in astrology interpretations, narrative elements in product recommendations).
- The use of diverse sentence structures and clear formatting contributes to a sense of dynamism in responses.

Scoring:

- **Model 1:** 0.4 (due to consistent structure and less creative diversity in responses)
- **Model 2:** 0.8 (due to varied response formats, creative styles, and more engaging outputs)

Final Scores:

- **Model 1:** 0.4
- **Model 2:** 0.8

Diversity judged by gpt-4o-mini on Common-gen; Model 1 (DQO), Model 2 (PPO)

To evaluate the diversity of the generated responses from both models, we analyze the content and variety of the responses provided for the same prompts.

Model 1:

- The responses feature varied character names and professions, indicating a range of different story premises.
- While the structure is somewhat consistent (retired individuals reflecting on their past), each response introduces a new character with unique backstories or contexts.
- The diversity is primarily in the character names and their respective professions, leading to different narrative angles.

Model 2:

- The responses are more repetitive in structure; most of them start similarly with “An older woman pauses...”.
- There is a notable lack of variation in terms of settings and character actions across the responses. Although some details differ (such as the specific verb or object), the overall premise and sentence structure remain largely the same.
- This limits the diversity of storytelling in comparison to Model 1.

Scores:

- **Model 1:** 0.8 — Scores high for its unique character introductions and storytelling approaches, exhibiting good diversity.
- **Model 2:** 0.4 — Scores lower due to the repetitive structure and similarity in responses, which significantly reduces the diversity in storytelling.

Summary: Model 1 demonstrates a greater range of ideas and creativity in responses, while Model 2 lacks variety, leading to a more uniform storytelling style.