

The exact distribution of the conditional likelihood-ratio test in instrumental variables regression

Malte Lonschien

Seminar for Statistics, ETH Zürich, Switzerland
AI Center, ETH Zürich, Switzerland

September 2025

Abstract

We derive the exact asymptotic distribution of the conditional likelihood-ratio test in instrumental variables regression under weak instrument asymptotics and for multiple endogenous variables. The distribution is conditional on all eigenvalues of the concentration matrix, rather than only the smallest eigenvalue as in an existing asymptotic upper bound. This exact characterization leads to a substantially more powerful test if there are differently identified endogenous variables. We provide computational methods implementing the test and demonstrate the power gains through numerical analysis.

1 Introduction

Instrumental variables regression allows for the estimation of causal effects in the presence of unobserved confounding by exploiting variation in treatment variables induced by so-called instruments, variables that affect the outcome only through the treatment. In practice, to make evidence-based policy decisions, reliable uncertainty quantification is essential. Standard methods to construct p -values and confidence sets rely on the asymptotic normality of estimators like two-stage least squares.

Staiger and Stock (1997) show that these tests have incorrect size, rejecting the null hypothesis too often, when the instruments are weak, as is common in empirical economics. When the first-stage F-statistic is around 10 or lower, the asymptotic normal approximation of the two-stage least-squares estimator is poor and p -values from the Wald and likelihood-ratio tests are misleading, even if the sample size is large. Staiger and Stock (1997) propose weak-instrument-asymptotics, a theoretical framework where instrument strength decreases as the number of samples increases, and the first-stage F-statistic is of constant order.

Several weak-instrument-robust tests exist that have the correct size under weak-instrument-asymptotics. These include the Anderson-Rubin test (Anderson, 1951), the Lagrange multiplier test (Kleibergen, 2002), and the conditional likelihood-ratio test (Moreira, 2003).

For a single endogenous variable, Moreira (2003) derives the asymptotic distribution of the likelihood-ratio test statistic, conditional on the concentration parameter. The resulting conditional test has correct size even if instruments are weak. Given multiple endogenous variables, Kleibergen (2007) provides an asymptotic upper bound of the test's distribution, conditional on

the smallest eigenvalue of the concentration matrix. If all eigenvalues of the matrix are equal, this bound is sharp.

We compute the exact asymptotic distribution of the conditional likelihood-ratio test for multiple endogenous variables under weak-instrument-asymptotics. This distribution is conditional on all eigenvalues of the concentration matrix rather than just the smallest. This exact characterization substantially improves power when instruments vary in strength across endogenous variables or the endogenous variables are correlated, a common scenario that leads to differing eigenvalues of the concentration matrix.

We propose computation methods for the test's critical values and analyse its power in numerical analyses. The test is implemented in the Python package `ivmodels` (Londschien and Bühlmann, 2024; Londschien, 2025).

2 Main result

We consider a standard instrumental variables regression model with weak instruments.

Model 1. Let $y_i = X_i^T \beta_0 + \varepsilon_i \in \mathbb{R}$ with $X_i = Z_i^T \Pi + V_{X,i} \in \mathbb{R}^m$ for random vectors $Z_i \in \mathbb{R}^k$, $V_{X,i} \in \mathbb{R}^m$, and $\varepsilon_i \in \mathbb{R}$ for $i = 1 \dots, n$ and parameters $\Pi \in \mathbb{R}^{k \times m}$, and $\beta_0 \in \mathbb{R}^m$. The Z_i are instruments, the X_i are endogenous covariates, and the y_i are outcomes. We consider weak instrument asymptotics (Staiger and Stock, 1997), where $\sqrt{n}\Pi = \Pi_0$ is fixed and of full column rank m and thus $\Pi = \mathcal{O}(\frac{1}{\sqrt{n}})$.

Assume that a central limit theorem applies to the sums $Z^T \varepsilon$ and $Z^T V_X$.

Assumption 1. Let

$$\Psi := (\Psi_\varepsilon \quad \Psi_{V_X}) := (Z^T Z)^{-1/2} Z^T \begin{pmatrix} \varepsilon & V_X \end{pmatrix} \in \mathbb{R}^{k \times (1+m)}.$$

Assume there exist $\Omega \in \mathbb{R}^{(1+m) \times (1+m)}$ and $Q \in \mathbb{R}^{k \times k}$ positive definite such that, as $n \rightarrow \infty$,

$$\begin{aligned} \text{(a)} \quad & \frac{1}{n} \begin{pmatrix} \varepsilon & V_X \end{pmatrix}^T \begin{pmatrix} \varepsilon & V_X \end{pmatrix} \xrightarrow{\mathbb{P}} \Omega = \begin{pmatrix} \sigma_\varepsilon^2 & \Omega_{\varepsilon, V_X} \\ \Omega_{V_X, \varepsilon} & \Omega_{V_X} \end{pmatrix}, \\ \text{(b)} \quad & \text{vec}(\Psi) \xrightarrow{d} \mathcal{N}(0, \Omega \otimes \text{Id}_k), \text{ and} \\ \text{(c)} \quad & \frac{1}{n} Z^T Z \xrightarrow{\mathbb{P}} Q, \end{aligned}$$

where $\text{Cov}(\text{vec}(\Psi)) = \Omega \otimes \text{Id}_k$ means $\text{Cov}(\Psi_{i,j}, \Psi_{i',j'}) = 1_{i=i'} \cdot \Omega_{j,j'}$.

Assumption 1 is similar to the assumptions of Moreira's (2003) theorem 2 and is a special case of Kleibergen's (2007) assumption 1. Londschien (2025) show in their Lemma 1 that if the $(Z_i, \varepsilon_i, V_{X,i})$ are i.i.d. with finite second moments and conditional homoscedasticity, then assumption 1 holds.

Theorem 1. Assume model 1 and assumption 1 holds. Let

$$\text{LR}(\beta) := (n-k) \frac{(y - X\beta)^T P_Z (y - X\beta)}{(y - X\beta)^T M_Z (y - X\beta)} - (n-k) \min_b \frac{(y - Xb)^T P_Z (y - Xb)}{(y - Xb)^T M_Z (y - Xb)}$$

be the likelihood-ratio test for the causal parameter β in instrumental variables regression. Let $\tilde{X}(\beta) := X - (y - X\beta) \frac{(y - X\beta)^T M_Z X}{(y - X\beta)^T M_Z (y - X\beta)}$ and let $\lambda_1(\beta), \dots, \lambda_m(\beta)$ be the eigenvalues of the matrix $(n - k) \left[\tilde{X}(\beta)^T M_Z \tilde{X}(\beta) \right]^{-1} \tilde{X}(\beta)^T P_Z \tilde{X}(\beta)$. Let $q_0 \sim \chi^2(k - m)$ and $q_1, \dots, q_m \sim \chi^2(1)$ be independent of each other. Denote with $\mu_{\min}(\lambda_1, \dots, \lambda_m, q_0, \dots, q_m)$ the smallest root of the polynomial

$$p_{\lambda_1, \dots, \lambda_m, q_0, \dots, q_m}(\mu) := \left(\mu - \sum_{i=0}^m q_i \right) \cdot \prod_{i=1}^m (\mu - \lambda_i) - \sum_{i=1}^m \lambda_i q_i \prod_{j \geq 1, j \neq i} (\mu - \lambda_j).$$

This satisfies $0 \leq \mu_{\min}(\lambda_1, \dots, \lambda_m, q_0, \dots, q_m) \leq \lambda_1$ and, conditionally on $\lambda_1(\beta_0), \dots, \lambda_m(\beta_0)$,

$$\text{LR}(\beta_0) \xrightarrow{d} \sum_{i=0}^m q_i - \mu_{\min}(\lambda_1(\beta_0), \dots, \lambda_m(\beta_0), q_0, \dots, q_m) \text{ as } n \rightarrow \infty.$$

See proof on page 9. This directly implies Moreira's (2003) result for $m = 1$ and Kleibergen's (2007) upper bound for $m \geq 1$.

Corollary 2 (Moreira, 2003). *If $m = 1$, then, conditionally on*

$$\lambda_1 := (n - k) \left[\tilde{X}(\beta_0)^T M_Z \tilde{X}(\beta_0) \right]^{-1} \tilde{X}(\beta_0)^T P_Z \tilde{X}(\beta_0),$$

we have

$$\text{LR}(\beta_0) \xrightarrow{d} \Gamma(k - 1, 1, \lambda_1),$$

where

$$\Gamma(k - 1, 1, \lambda_1) := \frac{1}{2} (q_0 + q_1 - \lambda_1 + \sqrt{(q_0 + q_1 + \lambda_1)^2 - 4q_0\lambda_1})$$

for $q_0 \sim \chi^2(k - 1)$ and $q_1 \sim \chi^2(1)$ independent.

See proof on page 10.

Corollary 3 (Kleibergen, 2007). *Conditionally on*

$$\lambda_1 := (n - k) \lambda_{\min} \left(\left[\tilde{X}(\beta_0)^T M_Z \tilde{X}(\beta_0) \right]^{-1} \tilde{X}(\beta_0)^T P_Z \tilde{X}(\beta_0) \right),$$

the random variable $\text{LR}(\beta_0)$ is asymptotically stochastically bounded from above by

$$\Gamma(k - m, m, \lambda_1) := \frac{1}{2} \left(q_0 + q_1 - \lambda_1 + \sqrt{(q_0 + q_1 + \lambda_1)^2 - 4q_0\lambda_1} \right),$$

where $q_0 \sim \chi^2(k - m)$ and $q_1 \sim \chi^2(m)$ are independent.

See proof on page 11.

3 Computation

To compute p -values based on theorem 1, we need to approximate the cumulative distribution function of $\text{LR}(\beta_0) \stackrel{d}{=} \sum_{i=0}^m q_i - \mu_{\min}$. Using results from Hillier (2009), Lonschien (2025) propose to approximate the cumulative distribution function of $\Gamma(k-m, m, \lambda_1) \geq \sum_{i=0}^m q_i - \mu_{\min}$ (corollary 3) by transforming $\mathbb{P}[\Gamma(k-m, m, \lambda_1) \leq z]$ into a well-behaved one-dimensional integral. This uses the closed-form solution for μ_- , the minimal root of $p(\mu)$ for $m = 1$. For $m = 2, 3$, closed-form solutions for the roots of the cubic or quartic polynomial $p(\mu)$ exist, but they are not instructive. For $m > 3$, no such closed-form solutions exist.

Still, the smallest root μ_{\min} of $p(\mu)$ can be computed efficiently. By the eigenvalue interlacing theorem, the sorted roots μ_i of $p(\mu)$ satisfy $\mu_{\min} = \mu_i \leq \lambda_1 \leq \mu_2 \leq \dots \leq \lambda_m \leq \mu_{m+1}$ and $\mu_{\min} \leq \lambda_1$ is the only root of $p(\mu)$ in $[0, \lambda_1)$. Define

$$g(\mu) := \frac{p(\mu)}{\prod_{i=1}^m (\mu - \lambda_i)} = \left(\mu - \sum_{i=0}^m q_i\right) - \sum_{i=1}^m \frac{\lambda_i q_i}{\mu - \lambda_i}, \text{ with derivative}$$

$$g'(\mu) = 1 - \sum_{i=1}^m \frac{\lambda_i q_i}{(\mu - \lambda_i)^2} > 0 \text{ for } \mu < \lambda_1$$

This is continuous and strictly increasing on $[0, \min(\lambda_1, q_0))$ with $g(0) = -q_0 < 0$ and $\lim_{\mu \nearrow \lambda_1} g(\mu) = +\infty$. Like $p(\mu)$, this has a single root μ_{\min} in that range. Thus, we can compute μ_{\min} by bisection or Newton's method. We use Newton's method with a starting μ_0 using the bound of corollary 3 in the `ivmodels` software package for Python.

4 Numerical analysis

Kleibergen (2007, page 190) writes that the distribution of $\text{LR}(\beta_0)$ is “indistinguishable” from $\Gamma(k-m, m, \lambda_1)$ of corollary 3. In our numerical analysis we observe that this assessment does not hold if the eigenvalues of the concentration matrix differ substantially. When endogenous variables are differently identified, a common scenario in practice, using the exact distribution leads to a substantial improvement in power.

Figure 1 shows the critical value functions of $\text{LR}(\beta_0)$ according to theorem 1 for $\mathbb{E}[\lambda_1] = \Delta\lambda_1 + k$ and $\mathbb{E}[\lambda_2] = \dots = \mathbb{E}[\lambda_m] = \mathbb{E}[\lambda_1]$ (equal identification, solid line) and $\mathbb{E}[\lambda_2] = \dots \mathbb{E}[\lambda_m] = 10 \cdot \Delta\lambda_1 + k$ (unequal identification, dashed line) for $\Delta\lambda_1 \in \{5, 10\}$, $m \in \{2, 4\}$ and $k \in \{\frac{3}{2}m, \frac{5}{2}m, 5m\}$.

This corresponds to identification close to the critical values for the first-stage F-statistic of Stock and Yogo (2005). The critical values where $\lambda_1 = \dots = \lambda_m$ (solid line) are equal to those that would be obtained from Kleibergen's (2007) bound (see corollary 3). When $\lambda_2, \dots, \lambda_m$ are 10 times larger than λ_1 (dashed line), the critical values are much smaller. In all settings the critical value function for $\Delta\lambda_1 = 5, \Delta\lambda_2 = 50$ (one endogenous variable is very weakly identified, less than the critical values of Stock and Yogo, the others are strongly identified) is smaller than that for $\Delta\lambda_1 = \Delta\lambda_2 = 10$ (all variables are equally identified around the critical values of Stock and Yogo).

Kleibergen (2007) show that the distribution of the conditional likelihood-ratio under the null only depends on k, m , and $\tilde{\mu} = \Omega_{V,\varepsilon}^{-1} \Pi^T Q \Pi$, where $\Omega_{V,\varepsilon} = \Omega_V - \Omega_{V,\varepsilon} \Omega_{\varepsilon,V} / \sigma_\varepsilon^2$. In figure 2 we show empirical sizes at significance level $\alpha = 0.05$ for Kleibergen's (2007) critical values (old,

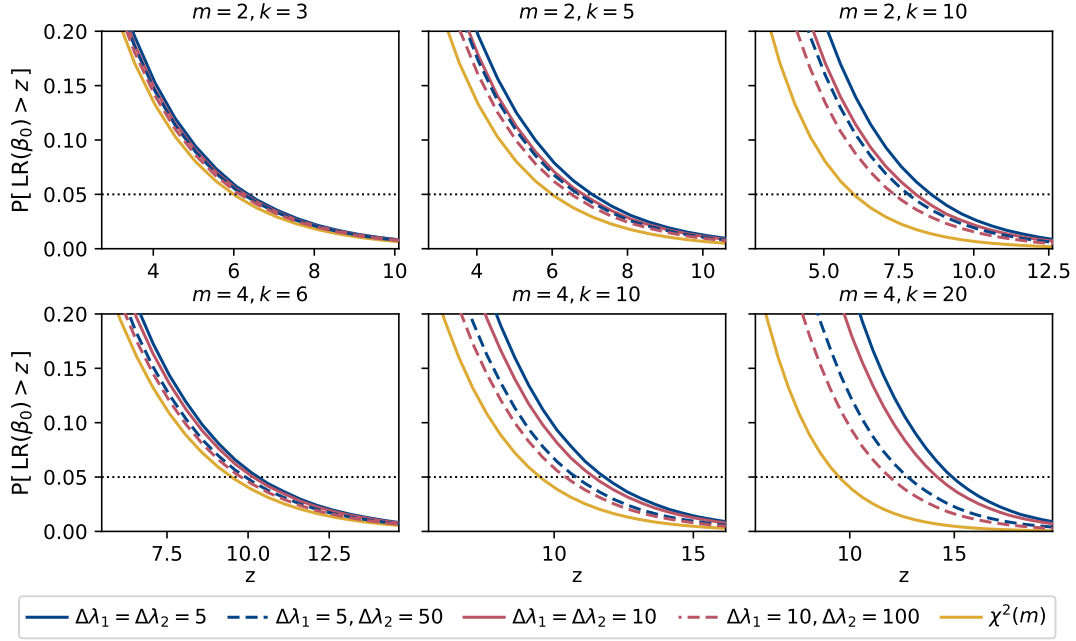


Figure 1: Critical value functions for the conditional likelihood-ratio test conditional on $\lambda_1 = \sum_{i=0}^m q_0 + \Delta\lambda_1$ and $\lambda_2 = \dots = \lambda_m = \sum_{i=0}^m q_0 + \Delta\lambda_2$. This avoids draws with $\mu_{\min} > \lambda_1$ by $\mu_{\min} \leq \sum_{i=0}^m q_i < \lambda_1$. Thus $\mathbb{E}[\lambda_1] = k + \Delta\lambda_1$ and $\mathbb{E}[\lambda_2] = k + \Delta\lambda_2$.

left) and those of theorem 1 (new, right) for $k, m = 10, 2$ (top) and $k, m = 20, 4$ (bottom). We vary the eigenvalues λ_1, λ_2 over a logarithmic grid of values $1, \dots, 100$. Differently to Kleibergen (2021), the test's distribution is invariant to rotations of $\tilde{\mu}$. The empirical size of the conditional likelihood-ratio test using Kleibergen's (2007) critical values varies with identifications λ_1, λ_2 and drops substantially below the nominal level $\alpha = 0.05$ if λ_1 and λ_2 are of a different magnitude. In contrast, up to noise, the empirical size of the conditional likelihood-ratio test using the critical values of theorem 1 is constant and equal to the nominal level $\alpha = 0.05$, up to noise.

Finally, we numerically analyse the power difference of the conditional likelihood-ratio test at nominal level $\alpha = 0.05$ using Kleibergen's (2007) critical values and those of theorem 1 in figure 3. We draw $Z_i \sim \mathcal{N}(0, \text{Id}_k)$, $\Pi \in \mathbb{R}^{k \times m}$ such that $n\Pi^T\Pi = \text{diag}(\lambda_1, \lambda_2, \dots, \lambda_2)$, $X_i \in \mathbb{R}^m$, and $\varepsilon \in \mathbb{R}$ with $\Omega_V = \text{Id}_m$, $\sigma_\varepsilon^2 = 1$, and $\text{Cov}(V_{X,i}, \varepsilon_i) = (-0.5, 0, \dots, 0)$. We fix $\lambda_1 = 5$ (left) and $\lambda_2 = 10$ (right) and vary $\lambda_2 = 1, \dots, 100$ and $\beta = \beta_1 \cdot e_1$ for $\beta_1 = -1, \dots, 1$. We show the The critical values of theorem 1 result in a substantially more powerful test, with a difference in rejection rates at level $\alpha = 0.05$ of up to 6% ($k = 10, m = 2$, top) and up to 14% ($k = 20, m = 4$, bottom).

All computations were done using the `ivmodels` software package for Python (Londschien and Bühlmann, 2024; Londschien, 2025). The code to reproduce figures is available at the GitHub repository github.com/mlondschien/ivmodels.

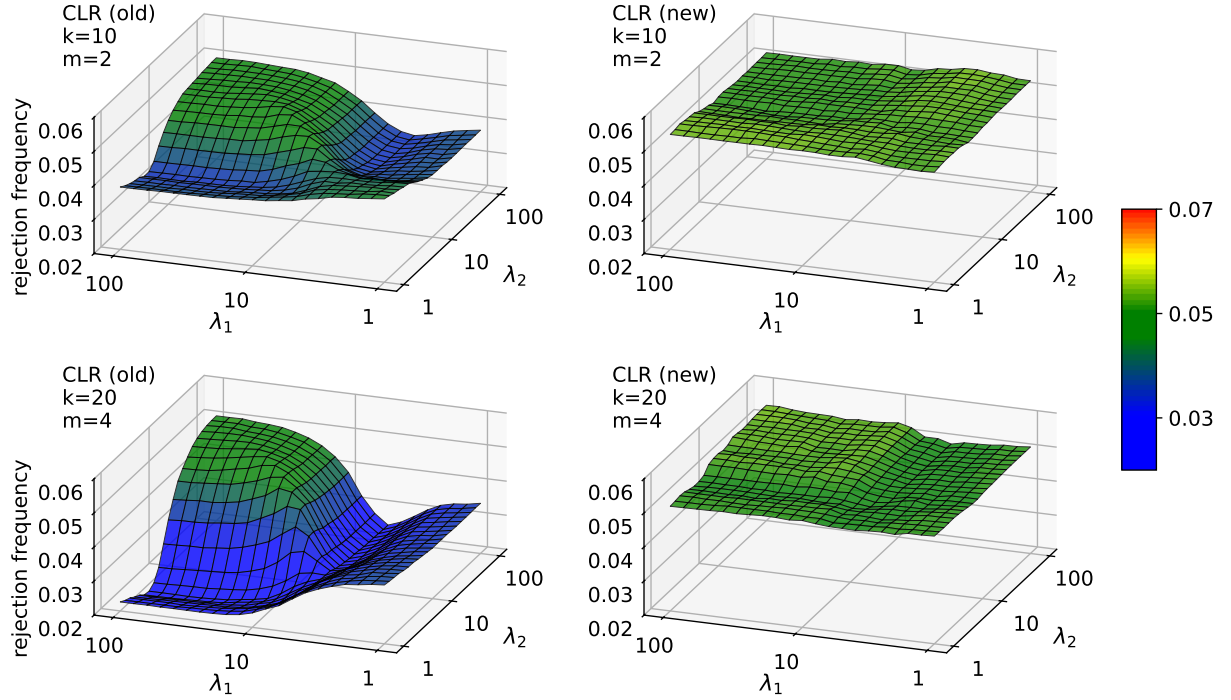


Figure 2: Empirical sizes of the conditional likelihood-ratio test with Kleibergen’s (2007) critical values (old, left) and the exact critical values from theorem 1 (new, right) at the significance level $\alpha = 0.05$. We draw data from a Gaussian linear model with concentration matrix $n\Omega_V^{-1}\Pi^T Q\Pi = \text{diag}(\lambda_1, \lambda_2)$ ($k = 10, m = 2$, top) and $n\Omega_V^{-1}\Pi^T Q\Pi = \text{diag}(\lambda_1, \lambda_2, \lambda_2, \lambda_2)$ ($k = 20, m = 4$, bottom), varying $\lambda_1, \lambda_2 = 1, \dots, 100$. Results are computed over a logarithmic grid of 21×21 values for λ_1, λ_2 with 50’000 simulations for each grid point.

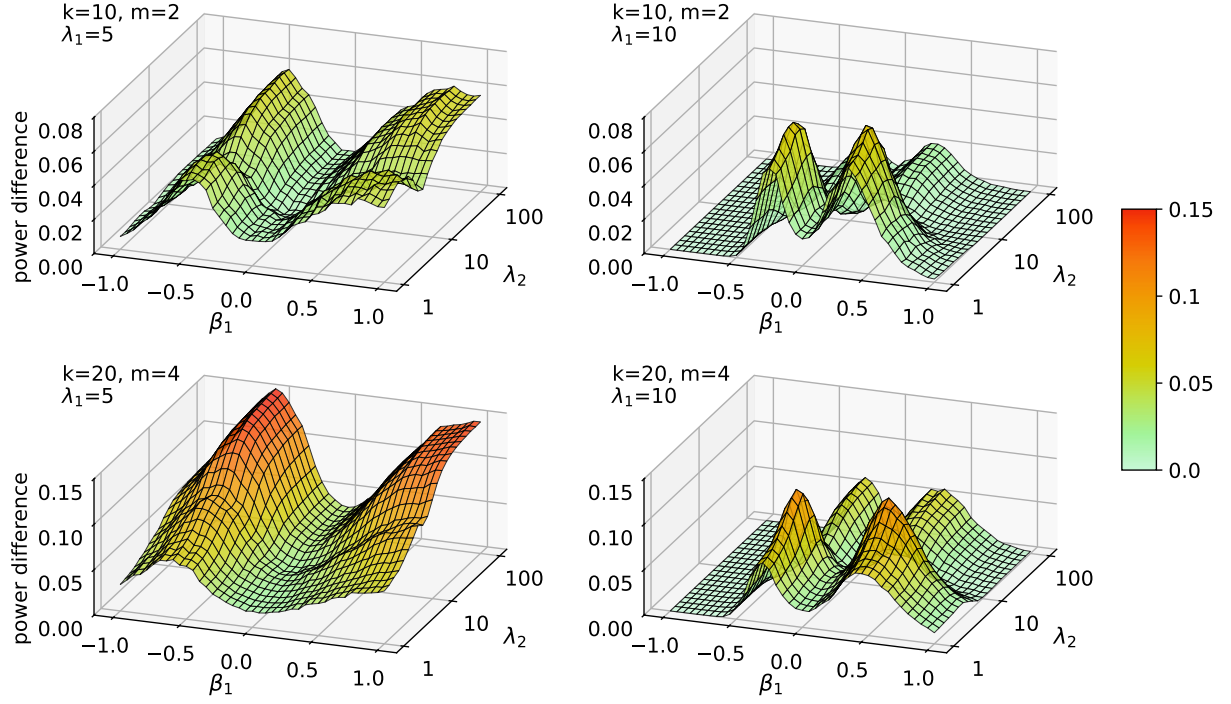


Figure 3: Power difference of the conditional likelihood-ratio test at the significance level $\alpha = 0.05$ using Kleibergen's (2007) critical values and those of theorem 1. Theorem 1's critical values are at least as powerful as those of Kleibergen (2007) by corollary 3. We vary $\beta = \beta_1 \cdot e_1$ for $\beta_1 = -1, \dots, 1$ and the identification $\lambda_2 = 1, \dots, 100$ of the variables other than X_1 . The concentration matrix is $\Omega_V^{-1} \Pi^T Q \Pi = \text{diag}(\lambda_1, \lambda_2)$ ($k = 10, m = 2$, top) and $\Omega_V^{-1} \Pi^T Q \Pi = \text{diag}(\lambda_1, \lambda_2, \lambda_2, \lambda_2)$ ($k = 20, m = 4$, bottom) for $\lambda_1 = 5$ (left) and $\lambda_1 = 10$ (right).

References

- Anderson, T. W. (1951). Estimating linear restrictions on regression coefficients for multivariate normal distributions. *The Annals of Mathematical Statistics* 22(3), 327–351.
- Hillier, G. (2009). On the conditional likelihood ratio test for several parameters in IV regression. *Econometric Theory* 25(2), 305–335.
- Kleibergen, F. (2002). Pivotal statistics for testing structural parameters in instrumental variables regression. *Econometrica* 70(5), 1781–1803.
- Kleibergen, F. (2007). Generalizing weak instrument robust IV statistics towards multiple parameters, unrestricted covariance matrices and identification statistics. *Journal of Econometrics* 139(1), 181–216.
- Kleibergen, F. (2021). Efficient size correct subset inference in homoskedastic linear instrumental variables regression. *Journal of Econometrics* 221(1), 78–96.
- Londschien, M. (2025). A statistician’s guide to weak-instrument-robust inference in instrumental variables regression with illustrations in Python. *arXiv preprint arXiv:2508.12474*.
- Londschien, M. and P. Bühlmann (2024). Weak-instrument-robust subvector inference in instrumental variables regression: A subvector lagrange multiplier test and properties of subvector anderson-rubin confidence sets. *arXiv preprint arXiv:2407.15256*.
- Moreira, M. J. (2003). A conditional likelihood ratio test for structural models. *Econometrica* 71(4), 1027–1048.
- Staiger, D. O. and J. H. Stock (1997). Instrumental variables regression with weak instruments. *Econometrica* 65(3), 557–586.
- Stock, J. H. and M. Yogo (2005). Testing for weak instruments in linear IV regression. *Identification and Inference for Econometric Models: Essays in Honor of Thomas Rothenberg*, 80–108.

A Proofs

Lemma 4. *The arrowhead matrix*

$$A = \begin{pmatrix} d_0 & a_1 & a_2 & \cdots & a_l \\ a_1 & d_1 & 0 & \cdots & 0 \\ a_2 & 0 & d_2 & \cdots & 0 \\ \vdots & \vdots & \vdots & \ddots & \vdots \\ a_l & 0 & 0 & \cdots & d_l \end{pmatrix}$$

has determinant

$$\det(A) = \prod_{i=0}^l d_i - \sum_{i=1}^l \prod_{j \geq 1, j \neq i} d_j \cdot a_i^2$$

Proof. Assume that $d_1, \dots, d_l \neq 0$. We remove the non-zero entries a_i in the first row by Gauss elimination: For $i = 1, \dots, l$, we subtract the $i + 1$ -th row times $\frac{a_i}{d_i}$ from the first row. This preserves the determinant. Thus,

$$\begin{aligned} \det(A) &= \det \begin{pmatrix} d_0 - \sum_{i=1}^l \frac{a_i^2}{d_i} & 0 & 0 & \cdots & 0 \\ a_1 & d_1 & 0 & \cdots & 0 \\ a_2 & 0 & d_2 & \cdots & 0 \\ \vdots & \vdots & \vdots & \ddots & \vdots \\ a_l & 0 & 0 & \cdots & d_l \end{pmatrix} \\ &= \left(d_0 - \sum_{i=1}^l \frac{a_i^2}{d_i} \right) \cdot \prod_{i=1}^l d_i = \prod_{i=1}^l d_i - \sum_{i=1}^l \prod_{j \geq 1, j \neq i} d_j \cdot a_i^2. \end{aligned} \quad (1)$$

This polynomial is continuous in d_1, \dots, d_l , as is the determinant of A in its entries. Equation (1) thus holds for all d_1, \dots, d_l by continuity. \square

Proof of Theorem 1. By Corollary 9 and Proposition 10 of Lonschien (2025), we have that

$$\begin{aligned} \lambda &:= (n - k) \min_b \frac{(y - Xb)^T P_Z (y - Xb)}{(y - Xb)^T M_Z (y - Xb)} \\ &= \lambda_{\min} \left((n - k) \left[(y \ X)^T M_Z (y \ X) \right]^{-1} (y \ X)^T P_Z (y \ X) \right) \end{aligned}$$

Write $\tilde{X} := \tilde{X}(\beta_0)$. Calculate

$$(y \ X) \begin{pmatrix} 1 & 0 \\ -\beta_0 & \text{Id}_m \end{pmatrix} \begin{pmatrix} 1 & -\frac{\varepsilon^T M_Z X}{\varepsilon^T M_Z \varepsilon} \\ 0 & \text{Id}_m \end{pmatrix} = (\varepsilon \ X) \begin{pmatrix} 1 & -\frac{\varepsilon^T M_Z X}{\varepsilon^T M_Z \varepsilon} \\ 0 & \text{Id}_m \end{pmatrix} = (\varepsilon \ \tilde{X}) \quad (2)$$

Note that $\varepsilon^T M_Z \tilde{X} = 0$ and thus

$$\hat{\Omega} := \frac{1}{n - k} (\varepsilon \ \tilde{X})^T M_Z (\varepsilon \ \tilde{X}) = \frac{1}{n - k} \begin{pmatrix} \varepsilon^T M_Z \varepsilon & 0 \\ 0 & \tilde{X}^T M_Z \tilde{X} \end{pmatrix} =: \begin{pmatrix} \hat{\sigma}^2 & 0 \\ 0 & \hat{\Omega}_{V_X} \end{pmatrix} \quad (3)$$

Calculate

$$\begin{aligned} \lambda &= \min \{ \mu \in \mathbb{R} \mid \det \left(\mu \cdot \text{Id}_{m+1} - (n - k) \left[(y \ X)^T M_Z (y \ X) \right]^{-1} (y \ X)^T P_Z (y \ X) \right) = 0 \} \\ &= \min \{ \mu \in \mathbb{R} \mid \det \left(\frac{\mu}{n - k} \cdot (y \ X)^T M_Z (y \ X) - (y \ X)^T P_Z (y \ X) \right) = 0 \} \\ &\stackrel{(2,3)}{=} \min \{ \mu \in \mathbb{R} \mid \det \left(\mu \cdot \text{Id}_{m+1} - \hat{\Omega}^{-1/2, T} (\varepsilon \ \tilde{X})^T P_Z (\varepsilon \ \tilde{X}) \hat{\Omega}^{-1/2} \right) = 0 \}. \end{aligned}$$

Let $UDV = (Z^T Z)^{-1/2} Z^T \tilde{X} \hat{\Omega}_{V_X}^{-1/2}$ be a singular value decomposition with $D^2 = \text{diag}(\lambda_1, \dots, \lambda_m)$ containing the eigenvalues of $(n - k) \cdot (\tilde{X}^T M_Z \tilde{X})^{-1} \tilde{X}^T P_Z \tilde{X}$, sorted ascending. Let U_i be the i -th column of U for $i = 1, \dots, m$. Then $U_i^T U_j = 0$ for $i \neq j$ and 1 otherwise. Calculate

$$\Sigma := \hat{\Omega}^{-1/2, T} (\varepsilon \ \tilde{X})^T P_Z (\varepsilon \ \tilde{X}) \hat{\Omega}^{-1/2} = \begin{pmatrix} 1 & 0 \\ 0 & V^T \end{pmatrix} \begin{pmatrix} \varepsilon^T P_Z \varepsilon / \hat{\sigma}^2 & \Psi_\varepsilon^T U D / \hat{\sigma} \\ D U^T \Psi_\varepsilon / \hat{\sigma} & D^2 \end{pmatrix} \begin{pmatrix} 1 & 0 \\ 0 & V \end{pmatrix}$$

such that

$$\det(\mu \cdot \text{Id}_{m+1} - \Sigma) = \det \begin{pmatrix} \mu - \varepsilon^T P_Z \varepsilon / \hat{\sigma}^2 & \Psi_\varepsilon^T U_1 \sqrt{\lambda_1} / \hat{\sigma} & \cdots & \Psi_\varepsilon^T U_m \sqrt{\lambda_m} / \hat{\sigma} \\ \sqrt{\lambda_1} U_1^T \Psi_\varepsilon / \hat{\sigma} & \mu - \lambda_1 & \cdots & 0 \\ \vdots & \vdots & \ddots & \vdots \\ \sqrt{\lambda_m} U_m^T \Psi_\varepsilon / \hat{\sigma} & 0 & \cdots & \mu - \lambda_m \end{pmatrix}.$$

We apply lemma 4 with $d_0 = \mu - \varepsilon^T P_Z \varepsilon / \hat{\sigma}^2$, $d_i = \mu - \lambda_i$, and $a_i = \Psi_\varepsilon^T U_i \sqrt{\lambda_i} / \hat{\sigma}$ for $i = 1, \dots, m$. Then

$$\det(\mu \cdot \text{Id}_{m+1} - \Sigma) = (\mu - \varepsilon^T P_Z \varepsilon / \hat{\sigma}^2) \cdot \prod_{i=1}^m (\mu - \lambda_i) - \sum_{i=1}^m (\Psi_\varepsilon^T U_i)^2 \lambda_i / \hat{\sigma}^2 \prod_{j \geq 1, j \neq i} (\mu - \lambda_j).$$

Define $q_i := (\Psi_\varepsilon^T U_i)^2 / \hat{\sigma}^2 = \Psi_\varepsilon^T P_{U_i} \Psi_\varepsilon / \hat{\sigma}^2$ and $q_0 := \Psi_\varepsilon^T (\text{Id} - P_U) \Psi_\varepsilon / \hat{\sigma}^2$. Then, $\det(\mu \cdot \text{Id}_{m+1} - \Sigma) = p(\mu)$ and $\lambda = \mu_{\min}$.

It remains to show that the $q_i \rightarrow_d \chi^2(1)$ for $i = 1, \dots, m$ and $q_0 \rightarrow_d \chi^2(k-m)$, asymptotically independent of each other and of $(n-k)[\tilde{X}^T M_Z \tilde{X}]^{-1/2} \tilde{X}^T P_Z \tilde{X} [\tilde{X}^T M_Z \tilde{X}]^{-1/2}$.

Write

$$\Omega = \begin{pmatrix} \sigma_\varepsilon^2 & \Omega_{\varepsilon, V_X} \\ \Omega_{V_X, \varepsilon} & \Omega_{V_X} \end{pmatrix} \text{ and } \tilde{\Omega} := \begin{pmatrix} 1 & -\Omega_{\varepsilon, V_X} / \sigma_\varepsilon^2 \\ 0 & \text{Id}_m \end{pmatrix}^T \Omega \begin{pmatrix} 1 & -\Omega_{\varepsilon, V_X} / \sigma_\varepsilon^2 \\ 0 & \text{Id}_m \end{pmatrix} =: \begin{pmatrix} \sigma_\varepsilon^2 & 0 \\ 0 & \tilde{\Omega}_{V_X} \end{pmatrix}.$$

By assumption 1 (a), we have $\hat{\tilde{\Omega}} \rightarrow_{\mathbb{P}} \tilde{\Omega}$. Define $\Psi_{\tilde{X}} := (Z^T Z)^{-1/2} Z^T \tilde{X} \rightarrow_{\mathbb{P}} (Z^T Z)^{1/2} \Pi + \Psi_{V_X} - \Psi_\varepsilon \Omega_{\varepsilon, V_X} / \sigma_\varepsilon^2$ as $\frac{\varepsilon^T M_Z \tilde{X}}{\varepsilon^T M_Z \varepsilon} \rightarrow_{\mathbb{P}} \Omega_{\varepsilon, V_X} / \sigma_\varepsilon^2$ by assumption 1 (a). Then, by assumption 1 (b, c) and as $\Pi = \frac{1}{\sqrt{n}} \Pi_0$:

$$\text{vec}(\Psi_\varepsilon, \Psi_{\tilde{X}}) \xrightarrow{d} \mathcal{N}\left((0, Q^{1/2} \Pi_0), \tilde{\Omega} \otimes \text{Id}\right).$$

As the off-diagonal terms of $\tilde{\Omega}$ are zero, this implies that Ψ_ε and $\Psi_{\tilde{X}}$ are asymptotically jointly Gaussian and asymptotically independent. Then, also Ψ_ε and $\text{plim}(n-k)[\tilde{X}^T M_Z \tilde{X}]^{-1/2} \tilde{X}^T P_Z \tilde{X} [\tilde{X}^T M_Z \tilde{X}]^{-1/2} = \tilde{\Omega}_{V_X}^{-1/2} \Psi_{\tilde{X}}^T \Psi_{\tilde{X}} \tilde{\Omega}_{V_X}^{-1/2}$ are asymptotically independent.

We condition on $(n-k)[\tilde{X}^T M_Z \tilde{X}]^{-1/2} \tilde{X}^T P_Z \tilde{X} [\tilde{X}^T M_Z \tilde{X}]^{-1/2}$ (with eigenvalues $\lambda_1, \dots, \lambda_m$). We apply Cochran's theorem with $\Psi_\varepsilon / \sigma_\varepsilon^2 \sim \mathcal{N}(0, \text{Id}_k)$ and $A_i := P_{U_i} = U_i U_i^T$ for $i = 1, \dots, m$ and $A_0 := \text{Id} - U U^T = M_U = \text{Id}_k - \sum_{i=1}^m A_i$ of ranks 1 and $k-m$. This yields that the $q_i = \Psi_\varepsilon^T U_i / \hat{\sigma}^2 = \Psi_\varepsilon^T U_i U_i^T \Psi_\varepsilon / \hat{\sigma}^2 \rightarrow_{\mathbb{P}} \Psi_\varepsilon^T A_i \Psi_\varepsilon / \sigma_\varepsilon^2 \varepsilon \rightarrow_d \chi^2(1)$ independently and $q_0 = \Psi_\varepsilon^T A_0 \Psi_\varepsilon / \hat{\sigma}^2 \rightarrow_d \chi^2(k-m)$. \square

Proof of Corollary 2. If $m = 1$ then

$$p(\mu) = (\mu - q_0 - q_1)(\mu - \lambda_1) - \lambda_1 q_1 = \mu^2 - (q_0 + q_1 + \lambda_1)\mu + q_0 \lambda_1.$$

This has roots $\mu_{\pm} = \frac{1}{2}(q_0 + q_1 + \lambda_1 \pm \sqrt{(q_0 + q_1 + \lambda_1)^2 - 4q_0 \lambda_1})$. Thus,

$$\text{LR}(\beta_0) \xrightarrow{d} q_0 + q_1 - \mu_- = \frac{1}{2}(q_0 + q_1 - \lambda_1 + \sqrt{(q_0 + q_1 + \lambda_1)^2 - 4q_0 \lambda_1}) \sim \Gamma(k-1, 1, \lambda_1).$$

\square

Proof of Corollary 3. Let $p_1(\mu)$ be equal to $p(\mu)$ but with all λ_i replaced with λ_1 :

$$p_1(\mu) := (\mu - \lambda_1)^{m-1} \left((\mu - \sum_{i=0}^m q_i)(\mu - \lambda_1) - \lambda_1 \sum_{i=1}^m q_i \right)$$

This has roots λ_1 and $\mu_{\pm} = \frac{1}{2} \left(\lambda_1 + \sum_{i=0}^m q_i \pm \sqrt{(\lambda_1 + \sum_{i=0}^m q_i)^2 - 4\lambda_1 q_0} \right)$. The smallest root is $\mu_- < \lambda_1$.

Define

$$g(\mu) := \frac{p(\mu)}{\prod_{i=1}^m (\mu - \lambda_i)} = (\mu - \sum_{i=0}^m q_i) - \sum_{i=1}^m \frac{\lambda_i q_i}{\mu - \lambda_i} \quad \text{and}$$

$$g_1(\mu) := \frac{p_1(\mu)}{(\mu - \lambda_1)^m} = (\mu - \sum_{i=0}^m q_i) - \sum_{i=1}^m \frac{\lambda_1 q_i}{\mu - \lambda_1}.$$

As $q_i > 0$ almost surely, for any $0 < \mu < \lambda_1 \leq \lambda_i$ we have $\frac{\lambda_i q_i}{\mu - \lambda_i} \geq \frac{\lambda_1 q_i}{\mu - \lambda_1}$ (multiply both sides by $(\mu - \lambda_1)(\mu - \lambda_i) > 0$ to verify) with equality if and only if $\lambda_i = \lambda_1$. Thus $g_1(\mu) \geq g(\mu)$, with equality if and only if $\lambda_i = \lambda_1$ for all i . Thus, $g_1(\mu_{\min}) \geq g(\mu_{\min}) = 0$. Calculate $g_1(0) = -q_0 < 0$. As g_1 is continuous on $[0, \mu_{\min}] \subset [0, \lambda_1)$, the continuous mapping theorem implies that g_1 has a root in $[0, \mu_{\min}]$. Thus $\mu_- \leq \mu_{\min}$, with equality if and only if $\lambda_i = \lambda_1$ for all i .

Thus,

$$\text{LR}(\beta_0) \xrightarrow{d} \sum_{i=0}^m q_i - \mu_{\min} \geq \sum_{i=0}^m q_i - \mu_-$$

Finally, replace $q_1 \leftarrow \sum_{i=1}^m q_i \sim \chi^2(m)$ to obtain $\text{LR}(\beta_0) \leq \Gamma(k - m, m, \lambda_1)$. □