

Align-then-Slide: A complete evaluation framework for Ultra-Long Document-Level Machine Translation

Jiaxin GUO*, Daimeng Wei*, Yuanchang Luo*, Xiaoyu Chen, Zhanglin Wu, Huan Yang, Hengchao Shang, Zongyao Li, Zhiqiang Rao, Jinlong Yang and Hao Yang

Huawei Translation Services Center, Beijing, China
{guojiaxin1, weidaimeng, luoyuanchang1}@huawei.com

Abstract

Large language models (LLMs) have ushered in a new era for document-level machine translation (*doc-mt*), yet their whole-document outputs challenge existing evaluation methods that assume sentence-by-sentence alignment. We introduce **Align-then-Slide**, a complete evaluation framework for ultra-long *doc-mt*. In the Align stage, we automatically infer sentence-level source–target correspondences and rebuild the target to match the source sentence number, resolving omissions and many-to-one/one-to-many mappings. In the n-Chunk Sliding Evaluate stage, we calculate averaged metric scores under 1-, 2-, 3- and 4-chunk for multi-granularity assessment. Experiments on the WMT benchmark show a Pearson correlation of 0.929 between our method with expert MQM rankings. On a newly curated real-world test set, our method again aligns closely with human judgments. Furthermore, preference data produced by Align-then-Slide enables effective CPO training and its direct use as a reward model for GRPO, both yielding translations preferred over a vanilla SFT baseline. The results validate our framework as an accurate, robust, and actionable evaluation tool for *doc-mt* systems.

1 Introduction

Large language models (LLMs) are opening a new chapter for document-level machine translation (*doc-mt*) (Kim et al., 2019; Maruf et al., 2022; Fernandes et al., 2021). Leveraging their exceptional capacity for long-context modeling and deep semantic understanding, LLMs can generate entire translations that are not only fluent and coherent but also faithful to the document’s global meaning, far surpassing the limitations of conventional sentence-by-sentence approaches.

In document-level machine translation evaluation, the prevailing paradigm is to lift proven

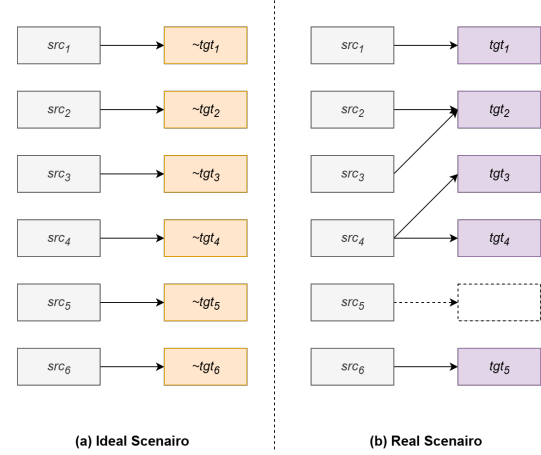


Figure 1: Ideal vs. Real scenarios between source and translated texts. (a) Perfect one-to-one correspondence assumed by prior metrics. (b) Actual complexities: whole-sentence omissions, many-to-one and one-to-many mappings, and variable target sentence counts.

sentence-level metrics such as BLEU (Papineni et al., 2002), BERTScore (Zhang et al., 2019) and COMET (Rei et al., 2020a, 2022) to the document level. The latest studies often use LLMs for scoring (Gu et al., 2025), but this method has biases, inaccuracies, and low efficiency (GUO et al., 2025). Vernikos et al.’s *doc-metrics* achieves this with disarming simplicity: it merely prepends the preceding reference sentences to the current hypothesis–reference pair before encoding, instantly injecting document-wide context. Raunak et al.’s SLIDE adopts a chunk-wise strategy: a sliding window sweeps across the document, feeding contiguous blocks of sentences into an off-the-shelf quality-estimation model without any architectural tweaks, thereby enabling end-to-end document-level assessment.

Yet prior work implicitly assumes that the document has been segmented into sentences and that source and target sentences align one-to-one. Figure 1(a) depicts this Ideal Scenario. The Real Sce-

*These authors contributed equally to this work.

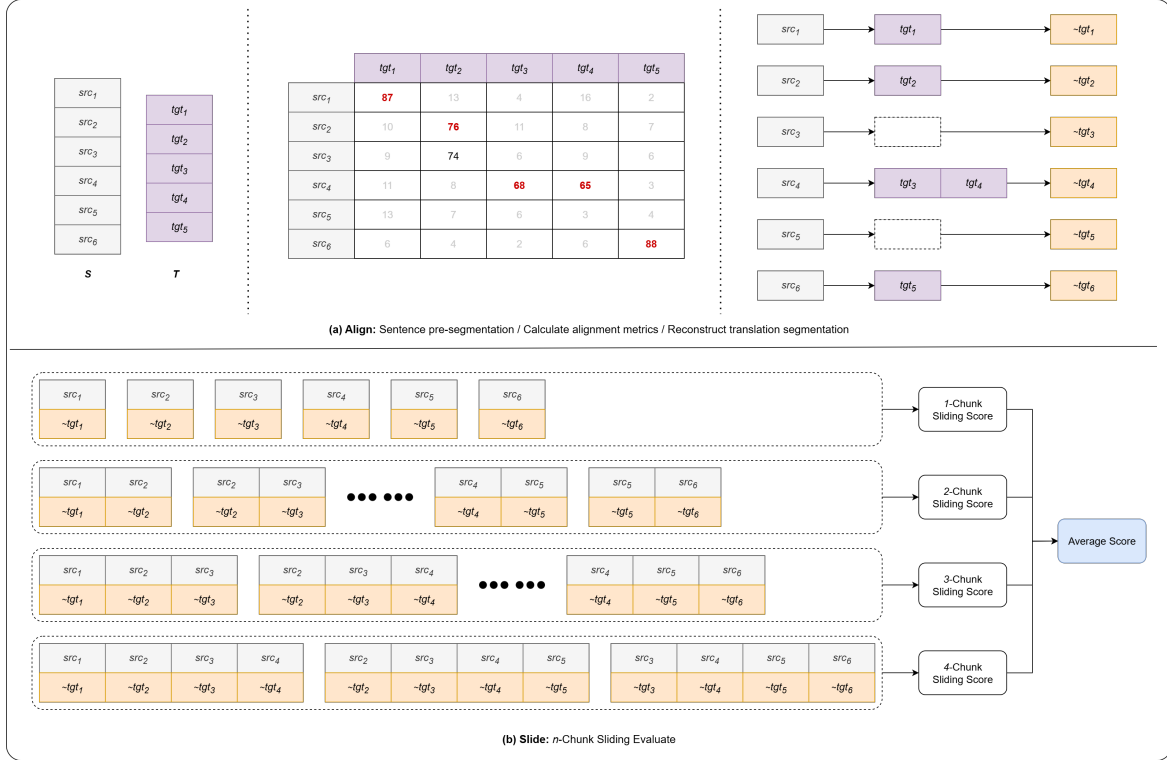


Figure 2: Overall pipeline of Align-then-Slide. (a) Align: constructing a one-to-one sentence-level correspondence between source and translation via optimal dp search. (b) Slide: conducting n -Chunk sliding evaluation with stride one to assess quality at multiple granularities.

nario, shown in Figure 1(b), introduces three thorny challenges:

1. Whole sentence omission breaks the alignment. For example, src_5 is absent from the target.
2. The mapping is no longer bijective: many-to-one ($src_2 + src_3 \rightarrow tgt_2$) and one-to-many ($src_4 \rightarrow tgt_3 + tgt_4$) relationships abound;
3. Different systems generate varying numbers of target sentences, shattering the alignment assumption.

In this paper we present *Align-then-Slide*, a complete evaluation framework for ultra-long document-level machine translation. The approach unfolds in two stages.

Stage 1 Align: we first pre-segment both source and target texts and compute their sentence-level alignment matrix. Anchoring on the source sentence sequence, we then rebuild the target sequence so that the two have exactly the same number of sentences. During rebuilding, whole-sentence omissions are patched with placeholder sentences and one-to-many mappings are collapsed or expanded, all in one pass. This anchor-on-source

design also neutralizes length discrepancies across different systems.

Stage 2 n-Chunk Sliding Evaluate: extending the spirit of BLEU’s n -grams to SLIDE(Raunak et al., 2024), we compute metrics for 1-, 2-, 3-, and 4-chunk spans and average them. The 1-chunk scores sharply expose omissions, while 2- to 4-chunk scores mitigate the impact of many-to-one mappings, yielding a comprehensive, multi-granularity assessment.

We evaluate Align-then-Slide on the official WMT test suite, where its system-level ranking achieves a Pearson correlation of 0.929 with expert-based MQM(Freitag et al., 2021) scores, confirming its validity. Because this benchmark is already sentence-aligned and free of omissions, we further construct a realistic testbed by using various size LLMs to translate full documents and having professional translators rank the outputs. Align-then-Slide again shows strong agreement with human rankings. Moreover, the preference pairs generated by our metric can be fed directly into CPO(Xu et al., 2024) training, or the metric itself can serve as a reward model for GRPO(Shao et al., 2024). Human evaluation reveals that both CPO- and GRPO-trained systems outperform a vanilla

Algorithm 1 Stage 1: Align

Require: source document S , target document T , source language src_lang , target language tgt_lang

Ensure: aligned source sentences src_lines , reconstructed target sentences new_tgt_lines

```
1: // 1. Sentence pre-segmentation
2:  $src\_lines \leftarrow SEG(S, src\_lang)$ 
3:  $tgt\_lines \leftarrow SEG(T, tgt\_lang)$ 
4:  $m \leftarrow |src\_lines|$ ;  $n \leftarrow |tgt\_lines|$ 
5: // 2. Build  $m \times n$  similarity matrix
6: for  $i = 0 \dots m - 1$  do
7:   for  $j = 0 \dots n - 1$  do
8:      $score[i][j] \leftarrow EVAL(src\_lines[i], tgt\_lines[j])$            {e.g., COMET-Kiwi or LaBSE}
9:   end for
10: end for
11: // 3. Find optimal alignment path via DP
12:  $path \leftarrow DP\_SEARCH(score)$                                    {Returns list of  $(i, j)$  pairs}
13: // 4. Reconstruct target aligned to source
14:  $new\_tgt\_lines \leftarrow []$ 
15: for  $i = 0 \dots m - 1$  do
16:    $matched \leftarrow \{j \mid (i, j) \in path\}$ 
17:   if  $matched = \emptyset$  then
18:      $new\_tgt\_lines[i] \leftarrow ""$                                    {Placeholder for omission}
19:   else
20:      $new\_tgt\_lines[i] \leftarrow CONCAT(tgt\_lines[j] \text{ for } j \text{ in } matched)$ 
21:   end if
22: end for
23:
24: return  $src\_lines, new\_tgt\_lines$ 
```

SFT (supervised fine-tuning) baseline, underscoring the reliability of our evaluation framework.

2 Align-then-Slide

In this paper, we present *Align-then-Slide*, a comprehensive framework for evaluating ultra-long document-level machine translation. The method proceeds in two stages: Stage 1, *Align*, establishes sentence-level correspondence between source and translation; Stage 2, *n-Chunked Sliding Evaluate*, performs quality evaluation at multiple granularities.

2.1 Align

In this stage, we automatically segment the entire source and translated documents into a one-to-one set of aligned sentence pairs, as defined in Algorithm 1. The procedure is as follows:

- Sentence pre-segmentation: independently segment both original and translated documents into sentence sequences.
- Calculate alignment metrics: compute sentence-level alignment similarity using reference-free metrics such as COMET-Kiwi(Rei et al., 2020b) or LaBSE(Feng et al., 2022).
- Reconstruct translation segmentation: anchored on the source sentence order, we apply

a dynamic-programming algorithm to merge or insert placeholder sentences, yielding a target sequence that exactly matches the source in length.

As shown in Figure 2(a), for a source document S and its translation T , we first segment both into sentences using off-the-shelf tools such as *spaCy* and *ersatz*, yielding m source sentences $S = \{src_1, src_2, \dots, src_m\}$ and n target sentences $T = \{tgt_1, tgt_2, \dots, tgt_n\}$. We then construct an mn similarity matrix, populated by reference-free metrics like COMET-Kiwi or LaBSE. When $m = n$ and the mapping is one-to-one, the diagonal attains the maximum scores; in practice $m \neq n$, yet we can still find an optimal path that assigns each source sentence its best-matched target sentence. From the source perspective, unmatched positions are padded with placeholder sentences, while multiple matches are merged, resulting in a reconstructed target sequence $\{\tilde{tgt}_1, \tilde{tgt}_2, \dots, \tilde{tgt}_m\}$ of identical length m . Finding this optimal path is formulated as a dynamic programming problem as following:

Abstract problem description An $[m, n]$ matrix with values at each point. Starting from $(0, 0)$ and ending at $(m - 1, n - 1)$, the path requirements are: the y -position must increase by 1 each move, and the x -position must increase by a non-negative number each move, resulting in n points. The goal

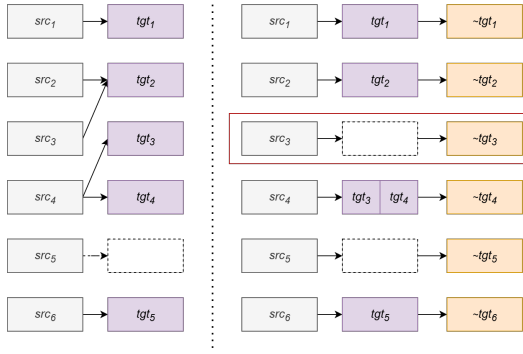


Figure 3: Alignment results after Stage 1. Sentence omissions (e.g., src_5) and one-to-many mappings (e.g., src_4) are resolved, whereas many-to-one conflicts (e.g., src_3 vs. tgt_2) remain and are addressed in Stage 2.

is to find a path that maximizes the sum of these n points' values and provides their coordinates. We can use dynamic-programming (dp) algorithm to achieve the goal. The algorithm steps are:

- Initialize a 2-D array dp , where $dp[i][j]$ represents the maximum path value sum from $(0, 0)$ to $(m - 1, n - 1)$.
- Traverse the matrix. For each point (i, j) , calculate $dp[i][j]$. Given the y -position must increase by 1 and the x -position by a non-negative number each move, $dp[i][j]$ is the maximum value from $dp[i - 1][j - 1]$, $dp[i - 1][j - 2]$, ..., $dp[i - 1][0]$, plus the current point's value.
- Finally, $dp[m - 1][n - 1]$ is the maximum path value sum. Backtracking dp gives the path's point coordinates.

As shown in Figure 2(a), the optimal alignment path via dp algorithm is highlighted in red: $[(src_1, tgt_1), (src_2, tgt_2), (src_4, tgt_3), (src_4, tgt_4), (src_6, tgt_5)]$. Anchoring on the source sequence, we insert empty strings for missed sentences and concatenate multiple targets where necessary, resulting in the final mapping: $[(src_1, tgt_1), (src_2, tgt_2), (src_3, ""), (src_4, tgt_3 + tgt_4), (src_5, ""), (src_6, tgt_5)]$. The reconstructed target sequence $\{\tilde{tgt}_1, \tilde{tgt}_2, \tilde{tgt}_3, \tilde{tgt}_4, \tilde{tgt}_5, \tilde{tgt}_6\}$ is therefore $\{tgt_1, tgt_2, "", tgt_3 + tgt_4, "", tgt_5\}$.

As shown in Figure 3, Stage 1 *Align* successfully resolves omissions (e.g., src_5) and one-to-many mappings (e.g., src_4). Yet many-to-one mappings introduce conflicts: src_3 should share tgt_2 but is instead marked as missing. Merging source sentences seems natural, yet it yields inconsistent

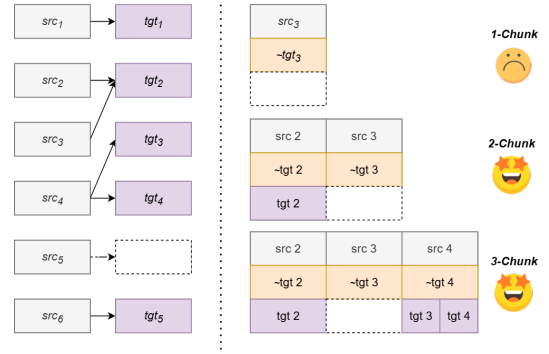


Figure 4: Multi-granularity n -chunk evaluation. While the 1-chunk unit flags src_3 as missing, 2-, 3-, and 4-chunk windows merge adjacent source sentences and restore correct alignment with tgt_2 .

segmentations across systems and undermines fair evaluation. We therefore defer this issue to Stage 2, where multi-granularity sliding windows neutralize the conflict.

2.2 n -Chunk Sliding Evaluate

Once sentence-level alignment is established, we conduct a multi-granularity sliding-window evaluation in this stage as shown in Figure 1(b).

Consecutive k sentences form a chunk, and the window slides with a fixed stride of 1, to heighten sensitivity to omissions. As shown in Figure 2(b), for m source sentences $S = \{src_1, src_2, \dots, src_m\}$ and their aligned translations $T = \{\tilde{tgt}_1, \tilde{tgt}_2, \dots, \tilde{tgt}_m\}$, we set $k \in \{1, 2, 3, 4\}$, yielding $m - k + 1$ units per setting; each unit is scored by a quality estimator, and the scores are averaged to produce the final metric score.

Why n -Chunk? Stage 1 *Align* cannot handle many-to-one mappings: src_3 in Figure 3 is falsely judged empty because it shares tgt_2 , causing 1-chunk scores to plummet. Merging source sentences directly would yield inconsistent segmentations across systems. We therefore shift the “merging” into the evaluation stage: when $chunk > 1$, adjacent source sentences are grouped into a single unit, allowing the translation to be re-matched at coarser granularities. As shown in Figure 4, src_3 is correctly aligned within 2-, 3-, and 4-chunk units.

The key distinction from SLIDE lies in our introduction of a hierarchical chunk-based evaluation strategy coupled with a fixed sliding stride of 1, whereas SLIDE employs a dynamic sliding window.

3 Experiments

We conduct two sets of experiments to validate *Align-then-Slide*.

1. **Correlation study:** we measure the agreement between our metric and human judgments on both the standard WMT test set and our newly curated real-world benchmark.
2. **Training efficacy study:** we fairly compare the quality of translations produced by vanilla supervised fine-tuning (SFT) versus those refined via reinforcement learning (CPO / GRPO) guided by our evaluation strategy.

3.1 Correlation Study Setup

3.1.1 TestSets

Standard Testsets We adopt the WMT 2020 Chinese→English tracks as our standard benchmarks. Each track contains submissions from multiple participating teams. We re-assemble the sentence-level outputs into full documents and evaluate them with *Align-then-Slide*, yielding a system ranking., yielding a system ranking. The resulting system rankings are compared with expert-based MQM rankings via Pearson correlation.

Real-world Testsets Standard test sets are sentence-aligned and therefore do not reflect authentic document-level translations. We therefore constructed new Chinese→English and English→Chinese test sets, each containing outputs from six Qwen¹ LLMs; construction details are provided in Appendix A. Professional translators produced pairwise relative rankings of these model outputs, establishing human system ranks. We then applied *Align-then-Slide* to the same outputs to obtain automatic ranks and report the Pearson correlation between the two.

3.1.2 Align-then-Slide Setup

For Stage 1, sentence pre-segmentation is performed with *spaCy*², and alignment scores are computed using *COMETKiwi*. In Stage 2, we instantiate three variants by plugging different COMET backbones, namely *COMET20*³, *COMET22*⁴, and *COMETKiwi*⁵, denoted ASD20, ASD22, and ASDKiwi, respectively. We also experiment with

ersatz(Wicks and Post, 2021) for pre-segmentation and LaBSE for alignment; these ablations are reported in Section 5.

3.2 Training Efficacy Study Setup

Post-training of LLMs typically follows two paradigms: supervised fine-tuning (SFT) and reinforcement learning (RL). For *doc-mt*, the literature has almost exclusively adopted SFT, as parallel document pairs can be readily distilled from state-of-the-art models. While a handful of studies have explored RL, they remain confined to sentence-level tasks, where quality estimation is mature. Owing to the absence of reliable document-level metrics, RL training for full-document translation has been largely unexplored.

We benchmark SFT against RL on the Qwen2.5-7B backbone for both Chinese→English (ZH→EN) and English→Chinese (EN→ZH) to verify the training utility of *Align-then-Slide*.

Data We collect 50k document-level bilingual pairs. Given SFT’s sensitivity to quality, we first distill the raw corpus with Qwen3-32B and Qwen2.5-72B, yielding D_{3-32} and $D_{2.5-72}$. We then select the higher-scoring translation for each source via *Align-then-Slide* to obtain D_{best} .

SFT Training We train $M_{sft-3-32}$, $M_{sft-2.5-72}$ and $M_{sft-best}$ on D_{3-32} , $D_{2.5-72}$ and D_{best} .

RL Training

- Offline RL (CPO) creates preference triplets by scoring the two distilled outputs with *Align-then-Slide*, yielding D_{cpo} and model M_{cpo} .
- Online RL (GRPO) trains on D_{best} with *Align-then-Slide* as the reward model, sampling eight translations per step to produce M_{grpo} .

Evaluation All five models are compared on the same test set.

4 Results and Analysis

4.1 Correlation Study Results

4.1.1 Results for Standard Testsets

Table 1 summarizes the alignment between ASD20 rankings and official MQM rankings for seven systems on the WMT2020 Chinese→English test set, quantified by both *Pearson* and *Kendall*. Table 2 presents the detailed scores. For comparison, we

¹<https://huggingface.co/Qwen>

²<https://spacy.io/models>

³<https://huggingface.co/Unbabel/wmt20-comet-da>

⁴<https://huggingface.co/Unbabel/wmt22-comet-da>

⁵<https://huggingface.co/Unbabel/wmt22-cometkiwi-da>

also list sentence-level COMET20 scores and rankings. All MQM scores and ranks for the seven systems are taken from the official WMT release⁶.

	Pearson	Kendall
MQM	1	1
COMET20*	0.679	0.524
ASD20	0.929	0.810

Table 1: Correlation between ASD20 rankings and official MQM rankings on the WMT2020 Chinese→English test set for seven systems, measured by Pearson and Kendall.

System	MQM	COMET20	ASD20
VolcTrans	5.03(1)	0.509(3)	0.490(2)
Wechat_AI	5.13(2)	0.522(1)	0.496(1)
Tencent	5.19(3)	0.511(2)	0.487(3)
OPPO	5.20(4)	0.500(5)	0.482(5)
THUMT	5.34(5)	0.497(6)	0.485(4)
DeepMind	5.41(6)	0.493(7)	0.480(6)
DiDiNLP	5.48(7)	0.502(4)	0.477(7)

Table 2: Detailed scores and rankings for seven systems on the WMT2020 Chinese→English test set, including ASD20, sentence-level COMET20, and official MQM values.

Table 1 shows that ASD20 correlates strongly with MQM, achieving a Pearson coefficient of 0.929 and a Kendall’s of 0.81. Table 2 reveals that the two rankings differ only at minor positions, VolcTrans and Wechat_AI swap the 1st and 2nd spots, while OPPO and THUMT exchange the 4th and 5th. In contrast, sentence-level COMET20 rankings deviate substantially from the MQM order.

We substituted the evaluation with ASD22 and ASDKiwi and repeated the experiments, again obtaining similar and consistent outcomes, see Appendix B. These findings demonstrate the broad applicability of the *Align-then-Slide* framework.

4.1.2 Results for Real-world Testsets

Table 3 compares the rankings produced by *Align-then-Slide* with human judgments across six LLMs on our Real-World Chinese→English Testsets. Remarkably, ASD20 aligns almost perfectly with the human order, misplacing only two systems, and attains a Pearson correlation of 0.943. This provides strong additional evidence for the validity of *Align-then-Slide* in *doc-mt* evaluation.

⁶<https://github.com/google/wmt-mqm-human-evaluation>

System	Rank	ASD20
Qwen3-32B	1	0.5203(1)
Qwen2.5-72B	2	0.5181(2)
Qwen3-8B	3	0.5041(4)
Qwen2.5-32B	4	0.5096(3)
Qwen2.5-14B	5	0.4939(5)
Qwen2.5-7B	6	0.4906(6)

Table 3: Agreement between ASD20 rankings and human rankings for six LLMs on the Real-world Chinese→English Testsets.

We repeated the experiment on the Real-world Testsets with ASD22 and ASDKiwi, and further extended it to English→Chinese. All runs achieved similarly high agreement with human rankings. Details are in Appendix C. These results underscore the universality of *Align-then-Slide*.

4.2 Training Efficacy Study Results

Table 4 reports human-ranked system quality: $M_{grpo} \approx M_{cpo} > M_{sft-best} > M_{sft-2.5-72} \approx M_{sft-3-32}$.

Model	ZH→EN	EN→ZH
Baseline	6	6
$M_{sft-3-32}$	5	4
$M_{sft-2.5-72}$	4	5
$M_{sft-best}$	3	3
M_{cpo}	1	2
M_{grpo}	2	1

Table 4: Human evaluation rankings on the Chinese→English and English→Chinese test sets.

This demonstrates two key points. First, RL training guided by *Align-then-Slide* (both GRPO and CPO) significantly outperforms all SFT baselines, confirming the framework’s effectiveness for document-level RL. Second, among the SFT models, the one trained on D_{best} , selected via *Align-then-Slide*—achieves the highest quality, showing that D_{best} is consistently superior to the single-model distillations $D_{sft-2.5-72}$ and $D_{sft-3-32}$. Thus, *Align-then-Slide* not only steers training but also reliably identifies higher-quality data, underscoring its utility across the entire training pipeline.

5 Ablation Study

Table 5 ablates the two pivotal components of the alignment stage: the document pre-segmentation tool and the model that produces the mxn similarity

System	Rank	spaCy + COMETKiwi	ersatz + COMETKiwi	spaCy + Labse
Qwen3-32B	1	0.5203(1)	0.5201(1)	0.5203(1)
Qwen2.5-72B	2	0.5181(2)	0.5180(2)	0.5181(2)
Qwen3-8B	3	0.5041(4)	0.5041(4)	0.5041(4)
Qwen2.5-32B	4	0.5096(3)	0.5095(3)	0.5096(3)
Qwen2.5-14B	5	0.4939(5)	0.4936(6)	0.4940(5)
Qwen2.5-7B	6	0.4906(6)	0.4911(5)	0.4906(6)

Table 5: Ablation results on segmentation tools (*spaCy* vs. *ersatz*) and similarity metrics (COMETKiwi vs. LaBSE) within the alignment stage of Align-then-Slide.

matrix. We compare *spaCy* and *ersatz* for segmentation, and COMETKiwi and LaBSE for alignment modeling, all introduced in Section 3.1.2.

The three columns of Table 5 correspond to these configurations: the original “*spaCy* + COMETKiwi”, the segmentation variant “*ersatz* + COMETKiwi”, and the similarity-metric variant “*spaCy* + LaBSE”.

Segment Tools Comparing the “*spaCy* + COMETKiwi” and “*ersatz* + COMETKiwi” columns reveals that ASD20 scores for each system differ only marginally, and the predicted rankings remain identical. This stability stems from the maturity of current segmentation tools: a spot-check of 120 sentences shows just seven (5.83%) segmentation mismatches. Because both hypotheses and references are aligned to the source segmentation, these minor tool differences have negligible impact on the final evaluation.

Alignment Models After segmentation, alignment hinges solely on the $m \times n$ similarity matrix. Comparing “*spaCy* + COMETKiwi” and “*spaCy* + LaBSE” shows near-identical ASD20 scores and identical rankings across systems. This stems from both the high accuracy of current alignment models and our DP algorithm’s ability to find a consistently optimal path, underscoring the robustness of the ASD approach.

6 Conclusion

Targeting *doc*-mt evaluation challenges, this paper proposes an align-then-slide evaluation method, forming a complete metric system. By automatically constructing sentence-level alignment and combining it with n -chunk sliding evaluation, it overcomes traditional metric limitations and offers a full solution for *doc*-mt evaluation. Future work will focus on further algorithm optimization to enhance the metrics’ accuracy and efficiency.

7 Limitations

Computational Cost. Generating the $m \times n$ similarity matrix and performing sliding-window evaluation incurs $\mathcal{O}(m \times n)$ memory and $\mathcal{O}(k \times (m - k + 1))$ extra calls to the backbone model. For very long documents, GPU memory and latency can become prohibitive without batching or pruning heuristics.

References

- Fangxiaoyu Feng, Yinfei Yang, Daniel Cer, Naveen Arivazhagan, and Wei Wang. 2022. [Language-agnostic bert sentence embedding](#). *Preprint*, arXiv:2007.01852.
- Patrick Fernandes, Kayo Yin, Graham Neubig, and André F. T. Martins. 2021. [Measuring and increasing context usage in context-aware machine translation](#). In *Proceedings of the 59th Annual Meeting of the Association for Computational Linguistics and the 11th International Joint Conference on Natural Language Processing, ACL/IJCNLP 2021, (Volume 1: Long Papers), Virtual Event, August 1-6, 2021*, pages 6467–6478. Association for Computational Linguistics.
- Markus Freitag, George Foster, David Grangier, Viresh Ratnakar, Qijun Tan, and Wolfgang Macherey. 2021. [Experts, errors, and context: A large-scale study of human evaluation for machine translation](#). *Transactions of the Association for Computational Linguistics*, 9:1460–1474.
- Jiawei Gu, Xuhui Jiang, Zhichao Shi, Hexiang Tan, Xuehao Zhai, Chengjin Xu, Wei Li, Yinghan Shen, Shengjie Ma, Honghao Liu, Saizhuo Wang, Kun Zhang, Yuanzhuo Wang, Wen Gao, Lionel Ni, and Jian Guo. 2025. [A survey on llm-as-a-judge](#). *Preprint*, arXiv:2411.15594.
- Jiaxin GUO, Xiaoyu Chen, Zhiqiang Rao, Jinlong Yang, Zongyao Li, Hengchao Shang, Daimeng Wei, and Hao Yang. 2025. [Automatic evaluation metrics for document-level translation: Overview, challenges and trends](#). *Preprint*, arXiv:2504.14804.

- Yunsu Kim, Duc Thanh Tran, and Hermann Ney. 2019. [When and why is document-level context useful in neural machine translation?](#) In *Proceedings of the Fourth Workshop on Discourse in Machine Translation, DiscoMT@EMNLP 2019, Hong Kong, China, November 3, 2019*, pages 24–34. Association for Computational Linguistics.
- Sameen Maruf, Fahimeh Saleh, and Gholamreza Haffari. 2022. [A survey on document-level neural machine translation: Methods and evaluation](#). *ACM Comput. Surv.*, 54(2):45:1–45:36.
- Kishore Papineni, Salim Roukos, Todd Ward, and Wei-Jing Zhu. 2002. [Bleu: a method for automatic evaluation of machine translation](#). In *Proceedings of the 40th Annual Meeting of the Association for Computational Linguistics, July 6-12, 2002, Philadelphia, PA, USA*, pages 311–318. ACL.
- Vikas Raunak, Tom Kocmi, and Matt Post. 2024. [SLIDE: reference-free evaluation for machine translation using a sliding document window](#). In *Proceedings of the 2024 Conference of the North American Chapter of the Association for Computational Linguistics: Human Language Technologies: Short Papers, NAACL 2024, Mexico City, Mexico, June 16-21, 2024*, pages 205–211. Association for Computational Linguistics.
- Ricardo Rei, Craig Stewart, Ana C. Farinha, and Alon Lavie. 2020a. [COMET: A neural framework for MT evaluation](#). In *Proceedings of the 2020 Conference on Empirical Methods in Natural Language Processing, EMNLP 2020, Online, November 16-20, 2020*, pages 2685–2702. Association for Computational Linguistics.
- Ricardo Rei, Craig Stewart, Ana C. Farinha, and Alon Lavie. 2020b. [Unbabel’s participation in the WMT20 metrics shared task](#). In *Proceedings of the Fifth Conference on Machine Translation, WMT@EMNLP 2020, Online, November 19-20, 2020*, pages 911–920. Association for Computational Linguistics.
- Ricardo Rei, Marcos V. Treviso, Nuno Miguel Guerreiro, Chrysoula Zerva, Ana C. Farinha, Christine Maroti, José G. C. de Souza, Taisiya Glushkova, Duarte M. Alves, Luísa Coheur, Alon Lavie, and André F. T. Martins. 2022. [Cometkiwi: Ist-unbabel 2022 submission for the quality estimation shared task](#). In *Proceedings of the Seventh Conference on Machine Translation, WMT 2022, Abu Dhabi, United Arab Emirates (Hybrid), December 7-8, 2022*, pages 634–645. Association for Computational Linguistics.
- Zhihong Shao, Peiyi Wang, Qihao Zhu, Runxin Xu, Junxiao Song, Xiao Bi, Haowei Zhang, Mingchuan Zhang, Y. K. Li, Y. Wu, and Daya Guo. 2024. [Deepseekmath: Pushing the limits of mathematical reasoning in open language models](#). *Preprint*, arXiv:2402.03300.
- Giorgos Vernikos, Brian Thompson, Prashant Mathur, and Marcello Federico. 2022. [Embarrassingly easy document-level MT metrics: How to convert any pretrained metric into a document-level metric](#). In *Proceedings of the Seventh Conference on Machine Translation, WMT 2022, Abu Dhabi, United Arab Emirates (Hybrid), December 7-8, 2022*, pages 118–128. Association for Computational Linguistics.
- Rachel Wicks and Matt Post. 2021. [A unified approach to sentence segmentation of punctuated text in many languages](#). In *Proceedings of the 59th Annual Meeting of the Association for Computational Linguistics and the 11th International Joint Conference on Natural Language Processing (Volume 1: Long Papers)*, pages 3995–4007, Online. Association for Computational Linguistics.
- Haoran Xu, Amr Sharaf, Yunmo Chen, Weiting Tan, Lingfeng Shen, Benjamin Van Durme, Kenton Murray, and Young Jin Kim. 2024. [Contrastive preference optimization: Pushing the boundaries of llm performance in machine translation](#). *Preprint*, arXiv:2401.08417.
- Tianyi Zhang, Varsha Kishore, Felix Wu, Kilian Q. Weinberger, and Yoav Artzi. 2019. [Bertscore: Evaluating text generation with BERT](#). *CoRR*, abs/1904.09675.

A Appendix 1: Real-world Testsets

Our bilingual data originate from CommonCrawl. We first randomly sampled 100 document pairs that contained both source and target texts. After rule-based filtering to remove poorly aligned samples, professional translators selected the 50 highest-quality pairs to form our real-world test set.

B Appendix 2: Results for Standard Testsets

	Pearson	Kendall
ASD20	0.929	0.810
ASD22	0.893	0.714
ASDKiwi	0.964	0.905

Table 6: Correlation between ASD20 / ASD22/ ASDKiwi rankings and official MQM rankings on the WMT2020 test set for seven systems, measured by Pearson and Kendall.

C Appendix 3: Results for Real-world Testsets

System	Rank	ASD20	ASD22	ASDKiwi
Qwen3-32B	1	0.5203(1)	0.8378(2)	0.8204(2)
Qwen2.5-72B	2	0.5181(2)	0.8385(1)	0.8207(1)
Qwen3-8B	3	0.5041(4)	0.8362(3)	0.8190(4)
Qwen2.5-32B	4	0.5096(3)	0.8345(4)	0.8192(3)
Qwen2.5-14B	5	0.4939(5)	0.8304(5)	0.8187(5)
Qwen2.5-7B	6	0.4906(6)	0.8293(6)	0.8184(6)

Table 7: Agreement between ASD20 / ASD22/ ASDKiwi rankings and human rankings for six LLMs on the Real-world Chinese→English Testsets.

System	Rank	ASD20	ASD22	ASDKiwi
Qwen3-32B	1	0.3712(2)	0.7261(1)	0.8245(2)
Qwen2.5-72B	2	0.3746(1)	0.7255(2)	0.8287(1)
Qwen2.5-32B	3	0.3502(3)	0.7125(4)	0.8189(4)
Qwen3-8B	4	0.3486(4)	0.7134(3)	0.8203(3)
Qwen2.5-14B	5	0.3361(5)	0.7018(5)	0.8138(5)
Qwen2.5-7B	6	0.3144(6)	0.6910(6)	0.7325(6)

Table 8: Agreement between ASD20 / ASD22/ ASDKiwi rankings and human rankings for six LLMs on the Real-world English→Chinese Testsets.