

# GRAM-R<sup>2</sup>: Self-Training Generative Foundation Reward Models for Reward Reasoning

Chenglong Wang<sup>1</sup>, Yongyu Mu<sup>1\*</sup>, Hang Zhou<sup>1</sup>, Yifu Huo<sup>1</sup>, Ziming Zhu<sup>1</sup>, Jiali Zeng<sup>2</sup>, Murun Yang<sup>1</sup>, Bei Li<sup>1</sup>, Tong Xiao<sup>1†</sup>, Xiaoyang Hao<sup>1</sup>, Chunliang Zhang<sup>1</sup>, Fandong Meng<sup>2</sup> and Jingbo Zhu<sup>1</sup>

<sup>1</sup> School of Computer Science and Engineering, Northeastern University, Shenyang, China

<sup>2</sup> Pattern Recognition Center, WeChat AI, Tencent Inc, China

## Abstract

Significant progress in reward modeling over recent years has been driven by a paradigm shift from task-specific designs towards generalist reward models. Despite this trend, developing effective reward models remains a fundamental challenge: the heavy reliance on large-scale labeled preference data. Pre-training on abundant unlabeled data offers a promising direction, but existing approaches fall short of instilling explicit reasoning into reward models. To bridge this gap, we propose a self-training approach that leverages unlabeled data to elicit reward reasoning in reward models. Based on this approach, we develop GRAM-R<sup>2</sup>, a generative reward model trained to produce not only preference labels but also accompanying reward rationales. GRAM-R<sup>2</sup> can serve as a foundation model for reward reasoning and can be applied to a wide range of tasks with minimal or no additional fine-tuning. It can support downstream applications such as response ranking and task-specific reward tuning. Experiments on response ranking, task adaptation, and reinforcement learning from human feedback demonstrate that GRAM-R<sup>2</sup> consistently delivers strong performance, outperforming several strong discriminative and generative baselines.



Code



Datasets&Models

## Introduction

Reward models are a cornerstone of aligning large language models (LLMs) with human preferences during post-training. Typically, a reward model is trained to encode these preferences, and the LLM is subsequently fine-tuned to maximize the reward signal it provides. This paradigm is first exemplified by reinforcement learning from human feedback (RLHF) (Stiennon et al. 2020). More recently, the use of reward models has expanded beyond training into inference, where they are used to re-rank candidate responses. This approach has emerged as a strategy in studies on inference-time scaling laws (Wu et al. 2024; Li et al. 2025).

The dominant approach to developing reward models is to collect a dataset of training examples demonstrating correct behavior for desired human preferences in a specific task, train a model to imitate these behaviors, and then test its

performance to align LLMs with independent and identically distributed examples. While this approach has proven successful for aligning LLMs in narrow contexts (Stiennon et al. 2020; Xu et al. 2024), its application is limited to these tasks. As the field progresses towards artificial general intelligence (AGI), a paradigm shift is necessary: moving towards generalist reward models that can generalize across a wide range of tasks to facilitate the broader alignment of AI systems with human preferences.

Labeling multi-task, large-scale preference data offers a strategy to enhance generalist performance (Cui et al. 2023; Wang et al. 2024d,c). However, from a multi-task learning perspective, each labeled example is drawn from a task-specific distribution, and current reward models typically require hundreds or thousands of labeled examples to learn functions that generalize well across tasks (Zhang and Yang 2021). This reliance on labeled data poses a significant bottleneck, making it challenging to scale reward model training to the level of LLM training.

A promising direction is to pre-train on unlabeled data before fine-tuning on a smaller labeled set. This two-stage paradigm first equips the model with implicit knowledge of human preferences from unlabeled data, such as input-response pairs, and then fine-tunes it using labeled data. Since the pre-training stage does not depend on large-scale labeled datasets, it is highly scalable. Under this paradigm, foundation reward models such as GRAM (Wang et al. 2025b) and POLAR (Dou et al. 2025) have emerged. However, while these foundation models effectively learn *what* humans prefer, they do not capture the explicit reasoning behind *why* those preferences are held during the pre-training process. This limitation prevents them from leveraging the strong reasoning capabilities inherent to the LLM backbone. More importantly, another line of work has demonstrated that incorporating explicit reasoning (referred to as *reward reasoning*) into reward models can substantially improve model performance (Chen et al. 2025b; Guo et al. 2025).

In this paper, we connect these two lines of work and extend the pre-training stage to incorporate reward reasoning explicitly. Our goal is to endow foundation reward models with the capability to perform reward reasoning across a wide range of downstream tasks, either without fine-tuning or with only minimal task-specific supervision. To train this

\*Work was done when Yongyu Mu was interning at Pattern Recognition Center, WeChat AI, Tencent Inc.

†Corresponding author.

model, we propose a self-training approach designed to elicit reward reasoning using labeled data that lacks rationales (referred to as *rationale-free labeled data*) and vast amounts of unlabeled data. This approach can circumvent the need for expensive rationale-based annotations, thus ensuring the scalability required for building foundation reward models. Specifically, we first train a preference-proving model conditioned on an input, a response pair, and a preference label, which generates a proof explaining why the labeled preference holds. For rationale-free labeled data, we use this preference-proving model to synthesize rationales for each example. For unlabeled data, we allow the reward model to enhance its reward reasoning capability through a self-training loop iteratively: 1) the reward model predicts preference labels for unlabeled data; 2) the preference-proving model generates corresponding rationales; and 3) the reward model is updated using the synthesized data. Notably, our self-training process allows the reward model to scale up its reward reasoning by leveraging vast unlabeled data.

We introduce the resulting model as a **Generative foundation Reward Model for Reward Reasoning** (GRAM-R<sup>2</sup>). It can be directly applied to downstream tasks such as response ranking or further fine-tuned with a small amount of task-specific data. In our experiments, we evaluate GRAM-R<sup>2</sup> under three settings: response ranking, task adaptation, and RLHF. Across all test cases, GRAM-R<sup>2</sup> consistently exhibits a strong reward reasoning capability with little or no additional fine-tuning, and significantly outperforms both discriminative and generative baselines. For instance, when using LLaMA-3.1-8B-Instruct as the backbone, GRAM-R<sup>2</sup> achieves gains of 10.1 and 6.9 points in average accuracy on RM-Bench over vanilla discriminative and generative reward models, respectively. These results demonstrate that strong reasoning capabilities can be elicited from rationale-free labeled and unlabeled data.

## Related Work

In recent years, reward models have played a critical role in aligning LLMs with human preferences (Stiennon et al. 2020; Bai et al. 2022). Pre-training reward models on unlabeled data has proven effective for improving performance (Wang et al. 2025b; Dou et al. 2025). However, in this process, they never focus on cultivating the reward model’s ability to perform reward reasoning.

**Reward Modeling.** Reward models, typically trained on human preference data, are central to RLHF and other alignment strategies like rejection sampling (Lee, Auli, and Ranzato 2021; Chu et al. 2023). Recent works on improving reward models could be classified into three groups. The first group focused on large-scale, high-quality training data, developing either task-specific datasets (Stiennon et al. 2020; Xu et al. 2024) or more general preference datasets (Bai et al. 2022; Cui et al. 2023). The second group explored stronger reward modeling approaches (Coste et al. 2024; Min et al. 2024). Notably, researchers have shown that integrating explicit reasoning into reward models is crucial for improving alignment performance (Chen et al. 2025b; Guo et al. 2025). Although reward modeling through these ap-

proaches effectively captures human preferences, they often rely heavily on complex reinforcement learning and labeled data. To alleviate this, a third line of work has emerged that leverages unlabeled data to pre-train foundation reward models, such as GRAM (Wang et al. 2025b) and POLAR (Dou et al. 2025). However, these approaches overlook the development of reward reasoning capabilities, thereby limiting the model to exploit the reasoning potential of the LLM backbone fully. This motivates us to train a foundation reward model with unlabeled data for reward reasoning.

**Self-Training.** Self-training (Scudder 1965; Han, Luo, and Wang 2019; Xie et al. 2020) is a classic semi-supervised learning framework. The basic idea is to employ model predictions on unlabeled data to generate pseudo-labels. These pseudo-labeled examples are then used to augment the original training set, enabling the model to improve its performance by leveraging large-scale unlabeled corpora without requiring additional human annotation. Such a guiding principle has shown empirical success in diverse domains such as computer vision (Yalniz et al. 2019; Zoph et al. 2020), natural language processing (Yeo et al. 2024; Zhang et al. 2024a; Luo et al. 2025), and lifelong learning (Lee et al. 2019). Here, we extend this idea to training reward models and show that self-training with large-scale unlabeled data can effectively scale up reward reasoning in reward models. To our knowledge, this is the first work to apply self-training to reward model training.

## Preliminaries

### Reward Model Training

In LLMs literature, a reward model is typically written as a function  $r_\phi(x, y)$ , where  $\phi$  is the set of model parameters,  $x$  is the input, and  $y$  is the response. Throughout this work, an *input* can be an arbitrary token sequence fed into an LLM, such as “*What is the capital of France?*”, and a *response* is the token sequence produced by the LLM as a result of that input, such as “*Paris*”. To date, mainstream reward model architectures can be broadly categorized into two types: *discriminative* and *generative*.

**Discriminative Reward Models.** Discriminative reward models compute scores directly as scalar outputs from a classification architecture. Such a model typically consists of a Transformer decoder without a Softmax layer. The concatenated input–response  $[x, y]$  is passed via a pre-trained LLM, and the final-layer hidden representations are used to compute a scalar score. This model can be trained through a Bradley-Terry loss function (Bradley and Terry 1952):

$$\mathcal{L}_d = -\mathbb{E}_{(x, y_a, y_b) \sim D_r} [\log(\sigma(r_\phi(x, y_a) - r_\phi(x, y_b)))] \quad (1)$$

where  $D_r$  is the training dataset consisting of tuples of input  $x$  and response pair  $(y_a, y_b)$  with the preference  $y_a \succ y_b$ . While this loss function considers pairwise ranking between responses, the trained reward model is used as a scoring function that assigns a numerical reward  $r_\phi(x, y)$  to each response  $y$ , along with its corresponding input  $x$ .

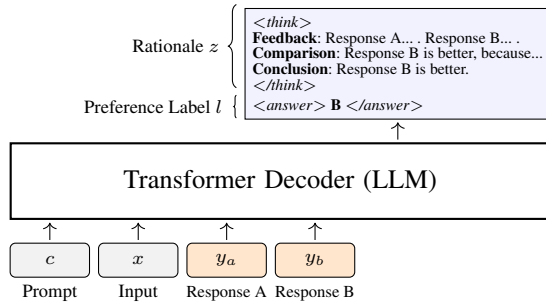


Figure 1: Architecture of the Generative Reward Model. The generative reward model utilizes a pre-trained LLM to predict a preference label from a given prompt directly. Optionally, it can incorporate reward reasoning before generating the final preference label prediction.

**Generative Reward Models.** While discriminative reward models have demonstrated success, this scoring approach fails to fully leverage the text generation capabilities that LLMs are fundamentally designed for (Zhang et al. 2024b). To address this limitation, recent studies have increasingly focused on developing generative reward models (Liang et al. 2025). These models produce reward signals via natural language generation. Specifically, they use an LLM to generate preference-related tokens, given a natural language prompt  $c$  and a tuple  $(x, y_a, y_b)$ . The prompt describes the task in natural language, and the model predicts a label token  $w$  that aligns with the human preference  $l$ , where  $l = A$  denotes preference for  $y_a$ , and  $l = B$  indicates preference for  $y_b$ . The model can be trained by

$$\mathcal{L}_g = -\mathbb{E}_{(c,x,y_a,y_b,l) \sim \mathcal{D}_r} [\log \pi_\phi(w = l | s)] \quad (2)$$

where  $s$  denotes the string  $[c, x, y_a, y_b]$ , and  $\pi_\phi(\cdot)$  denotes the probability of token prediction by the LLM.

Recent studies have shown that framing reward prediction as a reasoning task can further leverage the powerful reasoning capabilities of LLMs to improve reward modeling performance (Chen et al. 2025b; Guo et al. 2025). In these works, the model is trained to generate explicit reward reasoning (e.g., analyzing and evaluating the responses individually) before predicting the final preference label as shown in Figure 1. Let  $z$  denote this rationale, a natural language justification for the preference label. The model first generates  $z$  conditioned on the input string  $s$ , and then predicts the preference label based on both the context and the generated rationale. In this process, it can be trained to generate both the rationale and the final label via the following objective:

$$\mathcal{L}_g = -\mathbb{E}_{(c,x,y_a,y_b,l,z) \sim \mathcal{D}_p} [\log \pi_\phi(z | s) + \log \pi_\phi(w = l | s, z)] \quad (3)$$

where  $\mathcal{D}_p$  is a set of annotated data containing both a preference label  $l$  and a corresponding labeled rationale  $z$ . Note that although incorporating reward reasoning significantly improves the performance of reward models, it presents a non-trivial challenge: it requires costly human annotations that include not only preference labels but also their corresponding detailed rationales.

## Applying Reward Models

Three applications of foundation reward models can be considered in LLMs. A straightforward application is response ranking, where several responses are given, and we score and rank these responses. This approach is widely used in reranking settings, such as best-of- $n$  sampling, where the highest-scoring response among  $n$  candidates is selected based on reward scores (Lee, Auli, and Ranzato 2021; Fernandes et al. 2022; Gao, Schulman, and Hilton 2023).

A second application of reward models is to provide learning signals for fine-tuning LLMs toward human preferences in RLHF, typically through algorithms such as Proximal Policy Optimization (PPO) (Ouyang et al. 2022; Bai et al. 2022; Wang et al. 2022).

A third application is that when task-specific human preference data is available, the reward model can be further fine-tuned to better align with that particular task (Wang et al. 2025a; Dou et al. 2025). The adapted reward model can then be used in downstream applications such as RLHF or response ranking.

## Our Method

In this section, we present a **Generative foundation Reward Model for Reward Reasoning (GRAM-R<sup>2</sup>)**. An overview of the GRAM-R<sup>2</sup> training process is shown in Figure 2. As illustrated, we first train a preference-proving model and then utilize it to perform iterative self-training to pre-train GRAM-R<sup>2</sup>, enabling it to scale up its reward reasoning using vast rationale-free labeled data and unlabeled data.

### Preference-Proving Model Training

While a considerable amount of labeled preference data exists, it often lacks the very rationales needed to train generative reward models in the art of reward reasoning. To unlock the full potential of this data, we propose a preference-proving model that can automatically generate textual proofs for the provided preference labels.

**Task Definition.** Given an example  $(s, l)$  from a rationale-free labeled dataset  $\mathcal{D}_r$ , the objective of the preference-proving model is to generate a textual proof  $\hat{z}$  that justifies the preference label  $l$ . We define the preference-proving model as a conditional LLM:

$$\pi_\psi : (s, l) \mapsto \hat{z} \quad (4)$$

where  $\psi$  denotes the model parameters. To train the model, we minimize the negative log-likelihood of generating the ground-truth rationale:

$$\mathcal{L}_p = -\mathbb{E}_{(c,x,y_a,y_b,l,z) \sim \mathcal{D}_p} [\log \pi_\psi(\hat{z} | s, l)] \quad (5)$$

In our implementation, we design a reversible transformation rule that converts a rationale  $z$  into a structured, proof-like format  $\hat{z}$  and vice versa. For example, given the rationale

*Response A is mostly helpful... Response B is partially helpful... Thus, Response A is preferred.*

we reformulate it into a standardized textual proof:

*Here is my justification for why the selected response is the better one. First, Response A is mostly helpful... Response B is partially helpful...*

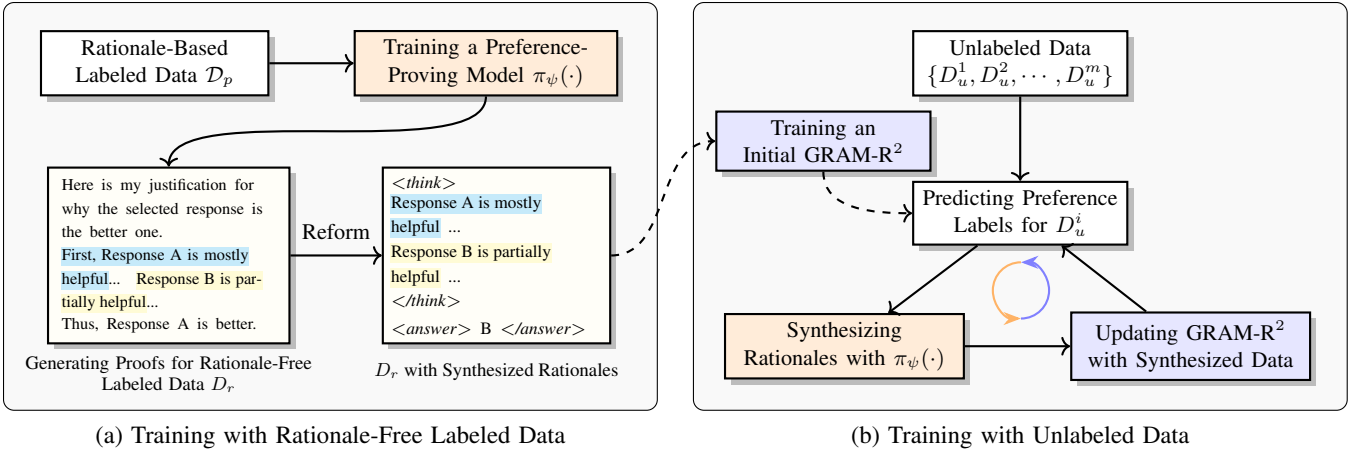


Figure 2: An overview of the self-training approach for GRAM-R<sup>2</sup>. The process begins by training a preference-proving model on a small, rationale-based seed dataset of approximately 40.5K examples. This model is then used to synthesize rationales for a larger, rationale-free labeled dataset of 1M examples, which in turn is used to train the initial GRAM-R<sup>2</sup> model. Subsequently, GRAM-R<sup>2</sup> undergoes three iterations of self-training, using a new batch of 0.5M unlabeled examples in each iteration.

A complete example is provided as shown in the Appendix. Notably, training the preference-proving model requires significantly less annotated data than training the reward model itself, as it only involves teaching the model to explain existing preference judgments rather than learning the preferences from scratch. As a result, a small amount of labeled data is sufficient to train an effective model, as demonstrated empirically in Appendix D.

**Preference Proof Selection.** To enhance the quality and reliability of the generated proofs, we do not rely on a single output from the preference-proving model. Instead, for each input tuple  $(s, l)$ , we employ a sampling-and-filtering strategy. First, we generate  $k$  candidate proofs  $\{\hat{z}^1, \hat{z}^2, \dots, \hat{z}^k\}$  by sampling from the model  $\pi_\psi$  with a non-zero temperature. We then re-rank the sampled proofs using a probabilistic scoring function. For each candidate  $\hat{z}^i$ , we compute

$$\text{Score}(s, l, \hat{z}^i) = -\frac{\log \pi_\psi(\hat{z}^i | s, l)}{\log \pi_\psi(\hat{z}^i)} \quad (6)$$

This scoring function produces values in the range  $(-\infty, 0]$ , with higher scores indicating higher-quality proofs. The basic intuition behind this design is to favour proofs that are highly *specific* to the given context  $(s, l)$ . It accomplishes this by rewarding proofs that are probable given the context but improbable in isolation, thereby penalizing generic or templated statements that lack contextual relevance. We also provide a theoretical motivation for this approach from a Bayesian perspective in Appendix A.

### Self-Training with Unlabeled Data

The preference-proving model allows us to synthesize rationales for existing labeled data, thereby creating a dataset suitable for training reasoning reward models. However, the performance of this approach is ultimately constrained by the scarcity of the initial labeled preference data. To overcome this bottleneck and further enhance the model’s reward reasoning capabilities, we introduce a self-training approach that leverages abundant unlabeled data.

**Iterative Self-Training.** Starting with an initial generative reward model trained on labeled data with synthesized rationales, we iteratively enhance it using batches of unlabeled data  $\{D_u^1, D_u^2, \dots, D_u^m\}$ . In the  $i$ -th iteration, the model is first used to generate preference labels (*i.e.*, preference predictions) for the unlabeled data in batch  $D_u^i$ . These pseudo-labeled samples are then fed into the preference-proving model, which synthesizes corresponding rationales. The resulting rationale-based data is merged with the existing synthesized data, and the reward model is retrained on this combined set. This updated model is then used in the next iteration to further improve reward reasoning capabilities.

**Preference Label Denoising.** A principal challenge in self-training is the propagation of errors from noisy pseudo-labels, which can degrade model performance over successive iterations (Xie et al. 2020; Das and Sanghavi 2023). To mitigate this risk, we implement a multi-pronged denoising strategy that filters both unreliable preference labels and low-quality rationales. First, to enhance label stability, we aggregate predictions from multiple inference runs and apply a majority vote strategy. Second, we enforce a confidence threshold, discarding any pseudo-label whose softmax probability falls below a predefined value. Finally, we validate the rationales themselves through rule-based checks to remove malformed or irrelevant examples. Specifically, we discard examples that contain excessively long rationales, omit rationales to the predicted preference label, or fail to adhere to the structural constraints specified in the prompt.

It is worth noting that a key design choice in our self-training pipeline is the use of a dedicated preference-proving model to generate rationales, rather than relying on those produced internally by the reward model itself. This decision is motivated by the pursuit of high-quality, reliable proofs. While the reward model is trained to perform both reasoning and prediction, the preference-proving model specializes in a single task: generating compelling and coherent proofs. We hypothesize that this specialization provides

Model	Params.	RM-Bench					JudgeBench				
		Chat	Math	Code	Safety	Overall	Knowl.	Reason.	Math	Coding	Overall
<i>LLM-as-a-Judge</i>											
GPT-4o <sup>‡</sup>	-	67.2	67.5	63.6	91.7	72.5	50.6	54.1	75.0	59.5	59.8
Claude-3.5-Sonnet <sup>‡</sup>	-	62.5	62.6	54.4	64.4	61.0	62.3	66.3	66.1	64.3	64.8
DeepSeek-R1-0528 <sup>†</sup>	671B	76.7	74.3	51.0	89.2	72.8	59.1	82.7	80.4	92.9	78.8
<i>Open-Source Reward Models</i>											
Llama-3.1-Nemotron-70B-Reward <sup>‡</sup>	70B	70.7	64.3	57.4	90.3	70.7	62.3	72.5	76.8	57.1	67.2
Skywork-Reward-Gemma-2-27B <sup>‡</sup>	27B	71.8	59.2	56.6	94.3	70.5	59.7	66.3	83.9	50.0	65.0
Skywork-Reward-Llama-3.1-8B <sup>‡</sup>	8B	69.5	60.6	54.5	95.7	70.1	59.1	64.3	76.8	50.0	62.5
Nemotron-Super <sup>‡</sup>	49B	73.7	91.4	75.0	90.6	82.7	71.4	73.5	87.5	76.2	77.2
Nemotron-Super-Multilingual <sup>‡</sup>	49B	77.2	91.9	74.7	92.9	84.2	64.9	74.5	87.5	73.8	75.2
<i>Reasoning Reward Models</i>											
RM-R1-Distilled-Qwen-32B	32B	74.2	91.8	74.1	95.4	83.9	76.0	80.6	88.1	70.5	78.8
RM-R1-Distilled-Qwen-14B	14B	71.8	90.5	69.5	94.1	81.5	68.1	72.4	87.8	84.2	78.1
RRM-32B	32B	66.6	81.4	65.2	79.4	73.1	79.9	70.4	87.5	65.0	75.7
<i>Training with Unlabeled Preference Data</i>											
GRAM-Qwen3-14B	14B	67.4	55.2	62.8	94.3	69.9	63.0	64.3	89.3	69.1	71.4
GRAM-Qwen3-8B	8B	63.5	53.9	62.9	92.8	68.3	62.3	64.3	80.4	64.3	67.8
<i>Training on the Same Labeled Preference Data (LLaMA-3.1-8B-Instruct)</i>											
Discriminative RM	8B	70.2	78.3	70.1	85.4	76.0	88.2	67.1	85.3	56.9	74.4
Generative RM	8B	74.8	81.1	72.5	88.6	79.2	90.8	69.4	87.5	59.8	76.9
GRAM-R <sup>2</sup> (Ours)	8B	76.0	89.8	80.6	96.2	85.7	90.9	83.7	87.5	61.9	81.0
+voting@16	8B	76.3	90.4	81.2	96.4	86.1	91.2	84.3	88.1	62.8	81.6
<i>Training on the Same Labeled Preference Data (LLaMA-3.2-3B-Instruct)</i>											
Discriminative RM	3B	70.5	70.6	65.5	95.7	75.6	86.0	70.9	73.5	63.2	73.4
Generative RM	3B	72.3	72.1	68.2	95.9	77.1	90.4	74.3	77.4	64.3	76.6
GRAM-R <sup>2</sup> (Ours)	3B	74.4	88.8	76.6	95.5	83.8	93.0	78.1	81.6	68.5	80.3
+voting@16	3B	74.8	89.4	78.4	95.7	84.6	93.5	78.6	82.1	69.0	80.8

Table 1: Accuracies (%) on RM-Bench and JudgeBench. The best result in each group is in **bold**. Results marked with ‡ on RM-Bench are from Chen et al. (2025b), those with † on JudgeBench are from Liu et al. (2025), and those with ‡ for both RM-Bench and JudgeBench are from Wang et al. (2025c). The other baseline results are either reproduced from their original papers or obtained by evaluating their publicly available models or API access. We use a dotted line to distinguish between the discriminative and generative reward models.

the preference-proving model with a significant advantage in producing rationales. To validate this hypothesis, we give a comparative experiment in Appendix D.

## Experiments

We evaluate GRAM-R<sup>2</sup> on various applications, including response ranking accuracy, adaptability to various reward tasks, and effectiveness in reward-based fine-tuning.

### Experimental Setups

**Model Backbones.** For our main experiments, we initialized the preference-proving model with Qwen3-14B (Yang et al. 2025). For the GRAM-R<sup>2</sup> model itself, we developed and evaluated two separate versions based on the LLaMA-3.1-8B-Instruct and LLaMA-3.2-3B-Instruct models (Dubey et al. 2024). The impact of the backbone choice for the preference-proving component is further analyzed in an ablation study in Appendix D.

**Training Datasets.** Our preference-proving model was trained on the HelpSteer3 dataset (Wang et al. 2025c), which comprises 40.5K labeled preference examples. Each example was enriched with human-written feedback and

a comparative analysis, and we treated this combination as the rationale. For the initial training of GRAM-R<sup>2</sup>, we curated a 1M-sample rationale-free dataset by amalgamating data from various open sources: MultiPref (Miranda et al. 2024), CodeUltraFeedback (Weyssow et al. 2024), Unified-Feedback<sup>1</sup>, Prometheus2-Preference (Kim et al. 2024), PKU-SafeRLHF (Ji et al. 2023), and Skywork-Reward-Preference-80K-v0.2 (Liu et al. 2024a). The unlabeled data for self-training was sourced from the Stack-Exchange dataset<sup>2</sup>. To further enhance the model’s reasoning capabilities after pre-training, we performed a fine-tuning step on the human-annotated rationale-based HelpSteer3 dataset. Additional implementation details, including data preprocessing procedures and complete experimental settings, are provided in Appendix B.

**Baselines.** Our primary baselines included strong open-source reward reasoning models, such as RRM (Guo et al. 2025) and RM-R1 (Chen et al. 2025b). We also compared GRAM-R<sup>2</sup> with several strong baselines: *LLM-as-a-Judge*, where we prompted LLMs like GPT-4o and DeepSeek-V3

<sup>1</sup><https://huggingface.co/datasets/llm-blender/Unified-Feedback>

<sup>2</sup><https://huggingface.co/datasets/habedi/stack-exchange-dataset>



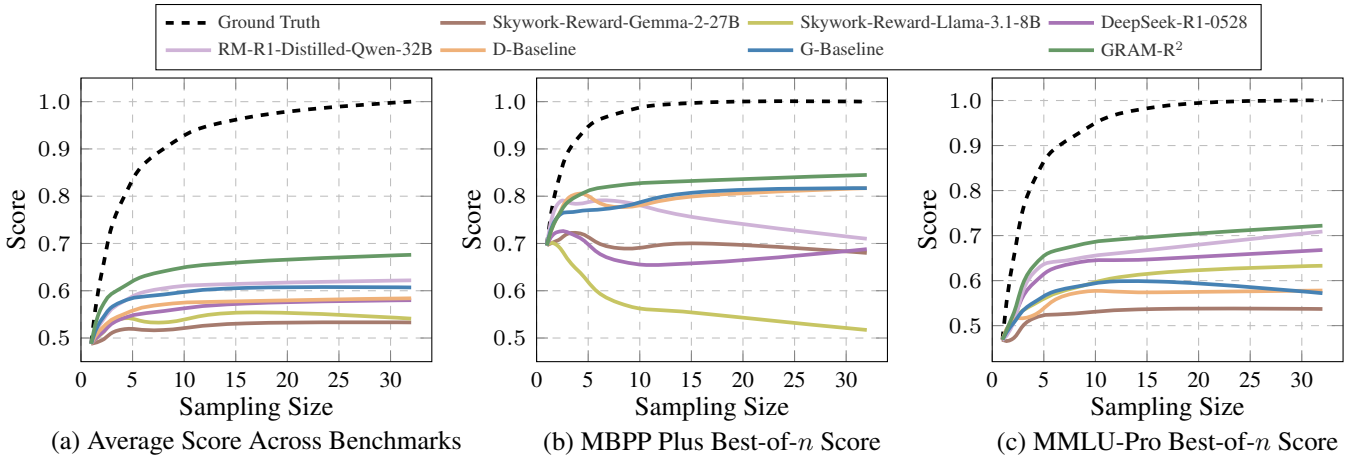


Figure 3: Best-of- $n$  sampling performance curves for GRAM-R<sup>2</sup> and strong baseline models on the PPE benchmark. “D-Baseline” and “G-Baseline” refer to discriminative and generative reward models, respectively, trained on the same labeled preference data. “Ground Truth” represents an oracle reward model that selects responses based on gold-truth answers. All results are reported using the LLaMA-3.1-8B-Instruct backbone.

to generate preferences; *open-source reward models*, open-source discriminative and generative reward models, including Nemotron-Super-GenRM (Wang et al. 2025c), and others; and *training on the same labeled preference data*, denoting the standard reward models trained on discriminative and generative frameworks using our labeled preference data, respectively (denoted as Discriminative RM and Generative RM). Furthermore, we compared GRAM-R<sup>2</sup> with several approaches designed to utilize the unlabeled data to enhance reward models. These include GRAM, which pre-trains a generative reward model on a response generation task (Wang et al. 2025b). Note that the POLAR model is excluded from this comparison (Dou et al. 2025), as it requires reference responses not available in these benchmarks.

## Pair-wise Response Ranking

**Task Setups.** Pairwise response ranking is the most commonly used evaluation protocol for reward models. Given an input  $x^t$  and two candidate responses,  $y_a^t$  and  $y_b^t$ , the task is to predict the preferred response. Evaluation is conducted on a test set  $D_{\text{pair}}^t = (x^t, y_a^t, y_b^t, l^t)$ , where  $l^t$  denotes the ground-truth preference label. Model performance is measured by the accuracy of its predictions against these labels. For this task, we evaluate GRAM-R<sup>2</sup> on two widely adopted benchmarks: RM-Bench (Liu et al. 2024b), which assesses the model’s ability to detect subtle stylistic preferences, and JudgeBench (Tan et al. 2024), which is designed to evaluate generative reward models across diverse tasks.

**Results.** We evaluated the reward reasoning capabilities of GRAM-R<sup>2</sup> using the pairwise response ranking task. Table 1 reports the performance of GRAM-R<sup>2</sup> and various baselines on RM-Bench and JudgeBench. Firstly, a key finding from the results is the consistent and substantial performance improvement brought by incorporating unlabeled data through self-training. Notably, across both backbone settings, GRAM-R<sup>2</sup> outperforms both discriminative and generative baselines trained on the same labeled dataset,

demonstrating that reward reasoning capabilities can be effectively scaled using large-scale unlabeled data. Furthermore, compared to reasoning reward models that rely on expensive rationale-based annotations or complex reinforcement learning training, GRAM-R<sup>2</sup> achieves stronger reward reasoning performance through a simpler and more cost-effective approach, *i.e.*, only using supervised fine-tuning with rationale-free labeled data and unlabeled data. This highlights the practicality and scalability of our approach for training generalist reward models. Additionally, our approach enables the development of compact yet competitive reward models. For instance, our GRAM-R<sup>2</sup> model initialized with LLaMA-3.2-3B-Instruct achieves scores of 83.8% on RM-Bench and 80.3% on JudgeBench. This performance is remarkably on par with that of the much larger RM-R1-Distilled-Qwen-32B (which scores 83.9% and 78.8%, respectively), despite our model being over 10 times smaller.

## List-wise Response Ranking

**Task Setups.** In practice, multiple candidate responses are typically generated for re-ranking. Given a list-wise test set  $D_{\text{list}}^t = \{(x^t, y_1^t, y_2^t, \dots, y_n^t)\}$ , where  $n$  denotes the number of candidates, the task is to either rank the responses or identify the most preferred one based on human preferences. When the objective is to select the best response, a straightforward strategy involves performing a linear search using the generative reward model. More specifically, we initialize  $y_b^t = y_1^t$  as the current best response and iteratively compare it with each remaining candidate. If  $y_b^t$  is found to be less preferred during any comparison, it is replaced with the superior response. This process continues until the most preferred response is identified. To improve computational efficiency and support parallelization, we also explore optimized selection algorithms, such as the divide-and-conquer approach. Similarly, this best-response search procedure can be extended to generate a full ranking by repeatedly selecting the best response from the remaining set. Here, to evalu-

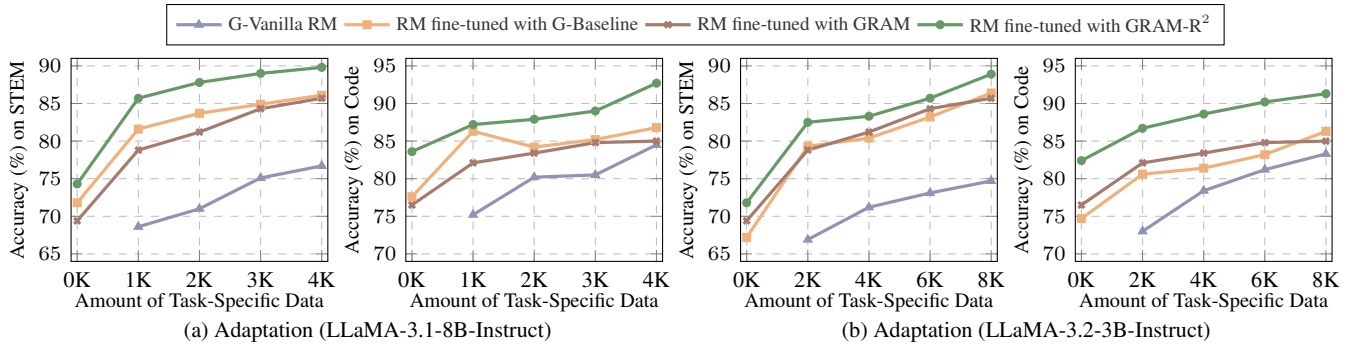


Figure 4: The performance of reward models fine-tuned with varying amounts of task-specific data (STEM and code generation).

ate list-wise ranking performance, we adopt the PPE benchmark (Frick et al. 2024), which includes human preference data from verifiable correctness-based preferences from rigorous benchmarks such as MMLU-Pro and MATH. Specifically, we used the best-of- $n$  (BoN) sampling from PPE to evaluate the ranking quality of our GRAM-R<sup>2</sup> model.

**Results of Best-of- $n$  Sampling.** Figure 3 presents the BoN sampling performance of GRAM-R<sup>2</sup> compared to several strong baselines. A key observation is the prevalence of reward overoptimization (Gao, Schulman, and Hilton 2023), particularly on the MBPP benchmark, where models such as Skywork-Reward-LLaMA-3.1-8B experience significant performance degradation as the number of samples increases. This degradation is primarily due to the limited generalization capabilities of these models to task-specific distributions. In contrast, GRAM-R<sup>2</sup> exhibits strong robustness against overoptimization and generalizes effectively across diverse tasks, owing to the incorporation of reward reasoning and self-training on large-scale data. These findings underscore its potential as a reliable reward model for aligning LLMs. Additional evidence is provided in Appendix C, where we show that PPO fine-tuning using GRAM-R<sup>2</sup> consistently outperforms PPO fine-tuning using other baselines on the AlpacaEval2 benchmark.

## Reward Model Adaptation

We evaluate the adaptability of GRAM-R<sup>2</sup> on two distinct tasks: STEM reasoning and code generation.

**Task Setups.** We randomly sampled STEM and Code task data of varying sizes from the HelpSteer3, using subsets of {1K, 2K, 3K, 4K} for STEM and {2K, 4K, 6K, 8K} for Code. These subsets are used to fine-tune both GRAM-R<sup>2</sup> and its baselines (Generative RM and GRAM-Qwen3-14B). We also trained a generative reward model directly on each dataset as a baseline (*G-Vanilla RM*). All reward models were evaluated on the corresponding held-out validation sets provided by HelpSteer3 for each task.

**Results.** Figure 4 shows the accuracy of reward models fine-tuned on varying amounts of STEM and code data. We observe that GRAM-R<sup>2</sup> fine-tunes more effectively into high-quality reward reasoning models compared to training a reward model directly from an LLM backbone. Notably, with 1K STEM samples, GRAM-R<sup>2</sup> achieves a task-specific

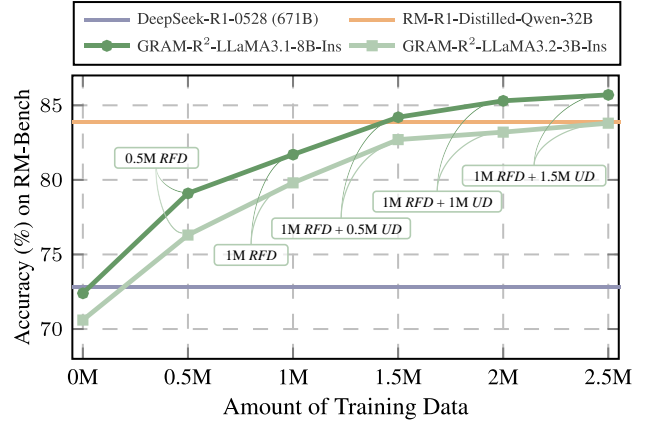


Figure 5: Performance scaling with different amounts of training data used to pre-train GRAM-R<sup>2</sup>. “0M” denotes the setting where GRAM-R<sup>2</sup> is trained solely during the fine-tuning stage, without any pre-training on rationale-free labeled data or unlabeled data. *RFD*: Rationale-Free Labeled Data; *UD*: Unlabeled Data.

accuracy that exceeds G-Vanilla RM by 17.1 points. GRAM-R<sup>2</sup> also consistently outperforms all baselines across various data scales, demonstrating its effectiveness as a foundation reward model that can efficiently adapt to task-specific requirements with minimal supervision.

## Analysis

**Scaling Training Data for Improved Performance.** We explore the impact of training data size on the pre-training performance of GRAM-R<sup>2</sup>. Specifically, we pre-train GRAM-R<sup>2</sup> using datasets of varying sizes: {0.5M, 1M, 1.5M, 2M, 2.5M}, each constructed by combining different amounts of rationale-free labeled data and unlabeled data. The model’s performance is evaluated on RM-Bench, as shown in Figure 5. The results show that increasing the amount of training data generally improves the accuracy of GRAM-R<sup>2</sup>, with the most notable gains observed when scaling from 0M to 1.5M examples. These findings highlight the importance of both unlabeled data and data scale, suggesting that using both rationale-free labeled data and unlabeled data can substantially enhance the reward reasoning capabilities in reward models.

## Conclusions

We have explored training approaches for reward models with advanced capabilities in reward reasoning. We have developed a generative reward model, called GRAM-R<sup>2</sup>. The model undergoes initial training on labeled data with synthetic rationales, and then further improves through self-training on large-scale unlabeled data to enhance its reward reasoning capabilities. Extensive experiments demonstrate that GRAM-R<sup>2</sup> consistently outperforms various baselines, yielding superior performance in reward reasoning.

## Acknowledgments

This work was supported in part by the National Science Foundation of China (Nos. 62276056 and U24A20334), the Yunnan Fundamental Research Projects (No.202401BC070021), the Yunnan Science and Technology Major Project (No. 202502AD080014), and the Program of Introducing Talents of Discipline to Universities, Plan 111 (No.B16009).

## References

- Bai, Y.; Jones, A.; Ndousse, K.; Askell, A.; Chen, A.; Das-Sarma, N.; Drain, D.; Fort, S.; Ganguli, D.; Henighan, T.; et al. 2022. Training a helpful and harmless assistant with reinforcement learning from human feedback. *ArXiv preprint*, abs/2204.05862.
- Bradley, R. A.; and Terry, M. E. 1952. Rank analysis of incomplete block designs: I. The method of paired comparisons. *Biometrika*.
- Chen, Q.; Qin, L.; Liu, J.; Peng, D.; Guan, J.; Wang, P.; Hu, M.; Zhou, Y.; Gao, T.; and Che, W. 2025a. Towards reasoning era: A survey of long chain-of-thought for reasoning large language models. *ArXiv preprint*, abs/2503.09567.
- Chen, X.; Li, G.; Wang, Z.; Jin, B.; Qian, C.; Wang, Y.; Wang, H.; Zhang, Y.; Zhang, D.; Zhang, T.; et al. 2025b. Rm-r1: Reward modeling as reasoning. *ArXiv preprint*, abs/2505.02387.
- Chu, Y.; Xu, J.; Zhou, X.; Yang, Q.; Zhang, S.; Yan, Z.; Zhou, C.; and Zhou, J. 2023. Qwen-audio: Advancing universal audio understanding via unified large-scale audio-language models. *ArXiv preprint*.
- Coste, T.; Anwar, U.; Kirk, R.; and Krueger, D. 2024. Reward Model Ensembles Help Mitigate Overoptimization. In *The Twelfth International Conference on Learning Representations, ICLR 2024, Vienna, Austria, May 7-11, 2024*. OpenReview.net.
- Cui, G.; Yuan, L.; Ding, N.; Yao, G.; Zhu, W.; Ni, Y.; Xie, G.; Liu, Z.; and Sun, M. 2023. Ultrafeedback: Boosting language models with high-quality feedback.
- Das, R.; and Sanghavi, S. 2023. Understanding Self-Distillation in the Presence of Label Noise. In Krause, A.; Brunskill, E.; Cho, K.; Engelhardt, B.; Sabato, S.; and Scarlett, J., eds., *International Conference on Machine Learning, ICML 2023, 23-29 July 2023, Honolulu, Hawaii, USA*, volume 202 of *Proceedings of Machine Learning Research*, 7102–7140. PMLR.
- Dou, S.; Liu, S.; Yang, Y.; Zou, Y.; Zhou, Y.; Xing, S.; Huang, C.; Ge, Q.; Song, D.; Lv, H.; et al. 2025. Pre-Trained Policy Discriminators are General Reward Models. *ArXiv preprint*, abs/2507.05197.
- Dubey, A.; Jauhri, A.; Pandey, A.; Kadian, A.; Al-Dahle, A.; Letman, A.; Mathur, A.; Schelten, A.; Yang, A.; Fan, A.; et al. 2024. The llama 3 herd of models. *arXiv e-prints*, arXiv-2407.
- Dubois, Y.; Li, C. X.; Taori, R.; Zhang, T.; Gulrajani, I.; Ba, J.; Guestrin, C.; Liang, P.; and Hashimoto, T. B. 2023. AlpacaFarm: A Simulation Framework for Methods that Learn from Human Feedback. In Oh, A.; Naumann, T.; Globerson, A.; Saenko, K.; Hardt, M.; and Levine, S., eds., *Advances in Neural Information Processing Systems 36: Annual Conference on Neural Information Processing Systems 2023, NeurIPS 2023, New Orleans, LA, USA, December 10 - 16, 2023*.
- Fernandes, P.; Farinhas, A.; Rei, R.; C. de Souza, J. G.; Ogayo, P.; Neubig, G.; and Martins, A. 2022. Quality-Aware Decoding for Neural Machine Translation. In Carpuat, M.; de Marneffe, M.-C.; and Meza Ruiz, I. V., eds., *Proceedings of the 2022 Conference of the North American Chapter of the Association for Computational Linguistics: Human Language Technologies*, 1396–1412. Seattle, United States: Association for Computational Linguistics.
- Frick, E.; Li, T.; Chen, C.; Chiang, W.-L.; Angelopoulos, A. N.; Jiao, J.; Zhu, B.; Gonzalez, J. E.; and Stoica, I. 2024. How to evaluate reward models for rlhf. *ArXiv preprint*, abs/2410.14872.
- Gao, L.; Schulman, J.; and Hilton, J. 2023. Scaling Laws for Reward Model Overoptimization. In Krause, A.; Brunskill, E.; Cho, K.; Engelhardt, B.; Sabato, S.; and Scarlett, J., eds., *International Conference on Machine Learning, ICML 2023, 23-29 July 2023, Honolulu, Hawaii, USA*, volume 202 of *Proceedings of Machine Learning Research*, 10835–10866. PMLR.
- Guo, J.; Chi, Z.; Dong, L.; Dong, Q.; Wu, X.; Huang, S.; and Wei, F. 2025. Reward reasoning model. *ArXiv preprint*, abs/2505.14674.
- Han, J.; Luo, P.; and Wang, X. 2019. Deep Self-Learning From Noisy Labels. In *2019 IEEE/CVF International Conference on Computer Vision, ICCV 2019, Seoul, Korea (South), October 27 - November 2, 2019*, 5137–5146. IEEE.
- Huang, X.; Liu, W.; Zeng, X.; Huang, Y.; Hao, X.; Wang, Y.; Zeng, Y.; Wu, C.; Wang, Y.; Tang, R.; et al. 2025. ToolACE-DEV: Self-Improving Tool Learning via Decomposition and EVolution. *arXiv preprint arXiv:2505.07512*.
- Ji, J.; Liu, M.; Dai, J.; Pan, X.; Zhang, C.; Bian, C.; Chen, B.; Sun, R.; Wang, Y.; and Yang, Y. 2023. BeaverTails: Towards Improved Safety Alignment of LLM via a Human-Preference Dataset. In Oh, A.; Naumann, T.; Globerson, A.; Saenko, K.; Hardt, M.; and Levine, S., eds., *Advances in Neural Information Processing Systems 36: Annual Conference on Neural Information Processing Systems 2023, NeurIPS 2023, New Orleans, LA, USA, December 10 - 16, 2023*.



- Kim, S.; Suk, J.; Longpre, S.; Lin, B. Y.; Shin, J.; Welleck, S.; Neubig, G.; Lee, M.; Lee, K.; and Seo, M. 2024. Prometheus 2: An Open Source Language Model Specialized in Evaluating Other Language Models. *arXiv:2405.01535*.
- Lee, A.; Auli, M.; and Ranzato, M. 2021. Discriminative Reranking for Neural Machine Translation. In Zong, C.; Xia, F.; Li, W.; and Navigli, R., eds., *Proceedings of the 59th Annual Meeting of the Association for Computational Linguistics and the 11th International Joint Conference on Natural Language Processing (Volume 1: Long Papers)*, 7250–7264. Online: Association for Computational Linguistics.
- Lee, K.; Lee, K.; Shin, J.; and Lee, H. 2019. Overcoming Catastrophic Forgetting With Unlabeled Data in the Wild. In *2019 IEEE/CVF International Conference on Computer Vision, ICCV 2019, Seoul, Korea (South), October 27 - November 2, 2019*, 312–321. IEEE.
- Li, M.; Zhang, Y.; He, S.; Li, Z.; Zhao, H.; Wang, J.; Cheng, N.; and Zhou, T. 2024. Superfiltering: Weak-to-strong data filtering for fast instruction-tuning. *arXiv preprint arXiv:2402.00530*.
- Li, M.; Zhang, Y.; Li, Z.; Chen, J.; Chen, L.; Cheng, N.; Wang, J.; Zhou, T.; and Xiao, J. 2023. From quantity to quality: Boosting llm performance with self-guided data selection for instruction tuning. *arXiv preprint arXiv:2308.12032*.
- Li, Z.-Z.; Zhang, D.; Zhang, M.-L.; Zhang, J.; Liu, Z.; Yao, Y.; Xu, H.; Zheng, J.; Wang, P.-J.; Chen, X.; et al. 2025. From system 1 to system 2: A survey of reasoning large language models. *ArXiv preprint*.
- Liang, X.; Zhang, H.; Li, J.; Chen, K.; Zhu, Q.; and Zhang, M. 2025. Generative Reward Modeling via Synthetic Criteria Preference Learning. In *Proceedings of the 63rd Annual Meeting of the Association for Computational Linguistics (Volume 1: Long Papers)*, 26755–26769.
- Liu, C. Y.; Zeng, L.; Liu, J.; Yan, R.; He, J.; Wang, C.; Yan, S.; Liu, Y.; and Zhou, Y. 2024a. Skywork-Reward: Bag of Tricks for Reward Modeling in LLMs. *ArXiv preprint*, abs/2410.18451.
- Liu, C. Y.; Zeng, L.; Xiao, Y.; He, J.; Liu, J.; Wang, C.; Yan, R.; Shen, W.; Zhang, F.; Xu, J.; et al. 2025. Skywork-Reward-V2: Scaling Preference Data Curation via Human-AI Synergy. *ArXiv preprint*, abs/2507.01352.
- Liu, Y.; Yao, Z.; Min, R.; Cao, Y.; Hou, L.; and Li, J. 2024b. Rm-bench: Benchmarking reward models of language models with subtlety and style. *ArXiv preprint*, abs/2410.16184.
- Luo, N.; Gema, A. P.; He, X.; Van Krieken, E.; Lesci, P.; and Minervini, P. 2025. Self-Training Large Language Models for Tool-Use Without Demonstrations. *ArXiv preprint*, abs/2502.05867.
- Min, D. J.; Perez-Rosas, V.; Resnicow, K.; and Mihalcea, R. 2024. Dynamic Reward Adjustment in Multi-Reward Reinforcement Learning for Counselor Reflection Generation. In Calzolari, N.; Kan, M.-Y.; Hoste, V.; Lenci, A.; Sakti, S.; and Xue, N., eds., *Proceedings of the 2024 Joint International Conference on Computational Linguistics, Language Resources and Evaluation (LREC-COLING 2024)*, 5437–5449. Torino, Italia: ELRA and ICCL.
- Miranda, L. J. V.; Wang, Y.; Elazar, Y.; Kumar, S.; Pyatkin, V.; Brahman, F.; Smith, N. A.; Hajishirzi, H.; and Dasigi, P. 2024. Hybrid Preferences: Learning to Route Instances for Human vs. AI Feedback. *ArXiv preprint*, abs/2410.19133.
- Ouyang, L.; Wu, J.; Jiang, X.; Almeida, D.; Wainwright, C. L.; Mishkin, P.; Zhang, C.; Agarwal, S.; Slama, K.; Ray, A.; Schulman, J.; Hilton, J.; Kelton, F.; Miller, L.; Simens, M.; Askell, A.; Welinder, P.; Christiano, P. F.; Leike, J.; and Lowe, R. 2022. Training language models to follow instructions with human feedback. In Koyejo, S.; Mohamed, S.; Agarwal, A.; Belgrave, D.; Cho, K.; and Oh, A., eds., *Advances in Neural Information Processing Systems 35: Annual Conference on Neural Information Processing Systems 2022, NeurIPS 2022, New Orleans, LA, USA, November 28 - December 9, 2022*.
- Scudder, H. 1965. Probability of error of some adaptive pattern-recognition machines. *IEEE Transactions on Information Theory*, 11(3): 363–371.
- Stiennon, N.; Ouyang, L.; Wu, J.; Ziegler, D. M.; Lowe, R.; Voss, C.; Radford, A.; Amodei, D.; and Christiano, P. F. 2020. Learning to summarize with human feedback. In Larochelle, H.; Ranzato, M.; Hadsell, R.; Balcan, M.; and Lin, H., eds., *Advances in Neural Information Processing Systems 33: Annual Conference on Neural Information Processing Systems 2020, NeurIPS 2020, December 6-12, 2020, virtual*.
- Tan, S.; Zhuang, S.; Montgomery, K.; Tang, W. Y.; Cuadron, A.; Wang, C.; Popa, R. A.; and Stoica, I. 2024. JudgeBench: A Benchmark for Evaluating LLM-Based Judges.
- Taori, R.; Gulrajani, I.; Zhang, T.; Dubois, Y.; Li, X.; Guestrin, C.; Liang, P.; and Hashimoto, T. B. 2023. Alpaca: A strong, replicable instruction-following model. *Stanford Center for Research on Foundation Models*. <https://crfm.stanford.edu/2023/03/13/alpaca.html>.
- Wang, B.; Lin, R.; Lu, K.; Yu, L.; Zhang, Z.; Huang, F.; Zheng, C.; Dang, K.; Fan, Y.; Ren, X.; et al. 2025a. WorldPM: Scaling Human Preference Modeling. *ArXiv preprint*, abs/2505.10527.
- Wang, C.; Gan, Y.; Huo, Y.; Mu, Y.; He, Q.; Yang, M.; Li, B.; Xiao, T.; Zhang, C.; Liu, T.; et al. 2025b. GRAM: A Generative Foundation Reward Model for Reward Generalization. *ArXiv preprint*, abs/2506.14175.
- Wang, C.; Lu, Y.; Mu, Y.; Hu, Y.; Xiao, T.; and Zhu, J. 2022. Improved Knowledge Distillation for Pre-trained Language Models via Knowledge Selection. In Goldberg, Y.; Kozareva, Z.; and Zhang, Y., eds., *Findings of the Association for Computational Linguistics: EMNLP 2022*, 6232–6244. Abu Dhabi, United Arab Emirates: Association for Computational Linguistics.
- Wang, C.; Zhou, H.; Chang, K.; Li, B.; Mu, Y.; Xiao, T.; Liu, T.; and Zhu, J. 2024a. Hybrid Alignment Training for Large Language Models. *ArXiv preprint*.
- Wang, C.; Zhou, H.; Hu, Y.; Huo, Y.; Li, B.; Liu, T.; Xiao, T.; and Zhu, J. 2024b. ESRL: Efficient Sampling-Based Reinforcement Learning for Sequence Generation. In

- Wooldridge, M. J.; Dy, J. G.; and Natarajan, S., eds., *Thirty-Eighth AAAI Conference on Artificial Intelligence, AAAI 2024, Thirty-Sixth Conference on Innovative Applications of Artificial Intelligence, IAAI 2024, Fourteenth Symposium on Educational Advances in Artificial Intelligence, EAAI 2014, February 20-27, 2024, Vancouver, Canada*, 19107–19115. AAAI Press.
- Wang, Z.; Dong, Y.; Delalleau, O.; Zeng, J.; Shen, G.; Egert, D.; Zhang, J.; Sreedhar, M. N.; and Kuchaiev, O. 2024c. HelpSteer 2: Open-source dataset for training top-performing reward models. In Globersons, A.; Mackey, L.; Belgrave, D.; Fan, A.; Paquet, U.; Tomczak, J. M.; and Zhang, C., eds., *Advances in Neural Information Processing Systems 38: Annual Conference on Neural Information Processing Systems 2024, NeurIPS 2024, Vancouver, BC, Canada, December 10 - 15, 2024*.
- Wang, Z.; Dong, Y.; Zeng, J.; Adams, V.; Sreedhar, M. N.; Egert, D.; Delalleau, O.; Scowcroft, J.; Kant, N.; Swope, A.; and Kuchaiev, O. 2024d. HelpSteer: Multi-attribute Helpfulness Dataset for SteerLM. In Duh, K.; Gomez, H.; and Bethard, S., eds., *Proceedings of the 2024 Conference of the North American Chapter of the Association for Computational Linguistics: Human Language Technologies (Volume 1: Long Papers)*, 3371–3384. Mexico City, Mexico: Association for Computational Linguistics.
- Wang, Z.; Zeng, J.; Delalleau, O.; Shin, H.-C.; Soares, F.; Bukharin, A.; Evans, E.; Dong, Y.; and Kuchaiev, O. 2025c. HelpSteer3-Preference: Open Human-Annotated Preference Data across Diverse Tasks and Languages.
- Weyssow, M.; Kamanda, A.; Zhou, X.; and Sahraoui, H. 2024. Codeultrafeedback: An llm-as-a-judge dataset for aligning large language models to coding preferences. *ArXiv preprint*, abs/2403.09032.
- Wu, Y.; Sun, Z.; Li, S.; Welleck, S.; and Yang, Y. 2024. An empirical analysis of compute-optimal inference for problem-solving with language models.
- Xie, Q.; Luong, M.; Hovy, E. H.; and Le, Q. V. 2020. Self-Training With Noisy Student Improves ImageNet Classification. In *2020 IEEE/CVF Conference on Computer Vision and Pattern Recognition, CVPR 2020, Seattle, WA, USA, June 13-19, 2020*, 10684–10695. IEEE.
- Xu, H.; Sharaf, A.; Chen, Y.; Tan, W.; Shen, L.; Durme, B. V.; Murray, K.; and Kim, Y. J. 2024. Contrastive Preference Optimization: Pushing the Boundaries of LLM Performance in Machine Translation. In *Forty-first International Conference on Machine Learning, ICML 2024, Vienna, Austria, July 21-27, 2024*. OpenReview.net.
- Yalniz, I. Z.; Jégou, H.; Chen, K.; Paluri, M.; and Mahajan, D. 2019. Billion-scale semi-supervised learning for image classification. *ArXiv preprint*, abs/1905.00546.
- Yang, A.; Li, A.; Yang, B.; Zhang, B.; Hui, B.; Zheng, B.; Yu, B.; Gao, C.; Huang, C.; Lv, C.; et al. 2025. Qwen3 technical report. *ArXiv preprint*, abs/2505.09388.
- Yang, R.; Ding, R.; Lin, Y.; Zhang, H.; and Zhang, T. 2024. Regularizing hidden states enables learning generalizable reward model for llms. *Advances in Neural Information Processing Systems*, 37: 62279–62309.
- Yeo, W. J.; Ferdinan, T.; Kazienko, P.; Satapathy, R.; and Cambria, E. 2024. Self-training large language models through knowledge detection. *ArXiv preprint*, abs/2406.11275.
- Zhang, D.; Zhoubian, S.; Hu, Z.; Yue, Y.; Dong, Y.; and Tang, J. 2024a. ReST-MCTS\*: LLM Self-Training via Process Reward Guided Tree Search. In Globersons, A.; Mackey, L.; Belgrave, D.; Fan, A.; Paquet, U.; Tomczak, J. M.; and Zhang, C., eds., *Advances in Neural Information Processing Systems 38: Annual Conference on Neural Information Processing Systems 2024, NeurIPS 2024, Vancouver, BC, Canada, December 10 - 15, 2024*.
- Zhang, L.; Hosseini, A.; Bansal, H.; Kazemi, M.; Kumar, A.; and Agarwal, R. 2024b. Generative verifiers: Reward modeling as next-token prediction. *ArXiv preprint*.
- Zhang, Y.; and Yang, Q. 2021. A survey on multi-task learning. *IEEE transactions on knowledge and data engineering*, 34(12): 5586–5609.
- Zoph, B.; Ghiasi, G.; Lin, T.; Cui, Y.; Liu, H.; Cubuk, E. D.; and Le, Q. 2020. Rethinking Pre-training and Self-training. In Larochelle, H.; Ranzato, M.; Hadsell, R.; Balcan, M.; and Lin, H., eds., *Advances in Neural Information Processing Systems 33: Annual Conference on Neural Information Processing Systems 2020, NeurIPS 2020, December 6-12, 2020, virtual*.

## Appendix A: Theoretical Motivations of the Preference Proof Selection Approach

From a Bayesian perspective, selecting the most appropriate proof  $\hat{z}$  for a given preference label  $l$  over responses  $(y_a, y_b)$  under prompt  $x$  can be formalized as maximizing the posterior probability  $\Pr(\hat{z} \mid s, l)$ , where  $s = (x, y_a, y_b)$ . By Bayes' theorem, the posterior is given by:

$$\Pr(\hat{z} \mid s, l) = \frac{\Pr(s, l \mid \hat{z}) \times \Pr(\hat{z})}{\Pr(s, l)} \quad (7)$$

Since the marginal likelihood  $\Pr(s, l)$  is constant across candidate proofs, the selection objective reduces to maximizing the joint likelihood  $\Pr(s, l \mid \hat{z})$  weighted by the prior  $\Pr(\hat{z})$ . Intuitively,  $\Pr(s, l \mid \hat{z})$  quantifies how well a proof explains the given preference label, while  $\Pr(\hat{z})$  encodes the generality or plausibility of the proof itself. In practice, we approximate these distributions using the preference-proving model  $\pi_\psi(\cdot)$ , treating the model's conditional and unconditional likelihoods as empirical surrogates:

$$\Pr(s, l \mid \hat{z}) \propto \pi_\psi(\hat{z} \mid s, l), \quad \Pr(\hat{z}) \propto \pi_\psi(\hat{z}) \quad (8)$$

Substituting these into the posterior and taking logarithms yields the following optimization objective:

$$\hat{z}^* = \arg \max_{\hat{z}} [\log \pi_\psi(\hat{z} \mid s, l) - \log \pi_\psi(\hat{z})] \quad (9)$$

This corresponds to selecting proofs that are highly likely given the specific context but unlikely under the model's prior, effectively filtering out generic, templated, or overly familiar explanations. In our implementation, we adopt a normalized variant of this expression for scoring, defined as

$$\text{Score}(s, l, \hat{z}) = -\frac{\log \pi_\psi(\hat{z} \mid s, l)}{\log \pi_\psi(\hat{z})} \quad (10)$$

Since  $\log \pi_\psi(\hat{z}) < 0$  in practice, maximizing this score is consistent with the posterior maximization objective above. It can yield high scores for proofs that achieve strong context-conditioned likelihood while being unlikely in isolation, thereby encouraging specificity, informativeness, and contextual relevance. Consequently, under this selection mechanism, the synthesized rationale naturally becomes more dependent on the chosen proof.

Building on this theoretical foundation, our preference proof selection mechanism effectively balances explanatory adequacy and prior plausibility to identify the most credible and contextually grounded proof. Furthermore, the core idea underlying this selection approach has also been validated in recent studies on instruction data selection (Li et al. 2023, 2024), where they facilitate the selection of more relevant instruction-response pairs, thereby improving the fine-tuning of pre-trained models.

## Appendix B: Details of Experiments

### Settings

**Discriminative and Generative Baselines.** We trained the discriminative and generative reward model baselines for one epoch using a learning rate of  $1e-5$  and a batch size of

---

### Algorithm 1: GRAM-R2 in Best-of- $n$ Sampling

---

**Require:** the input  $x$ , the candidate responses  $\{y_1, \dots, y_n\}$ , the trained GRAM-R<sup>2</sup> model  $\pi_\phi(\cdot)$

**Ensure:** best response  $y_{\text{best}}$

```

1:  $y_{\text{best}} \leftarrow y_1$   $\triangleright$  initialize with the first candidate
2: for  $i = 2$  to  $n$  do
3:    $l \leftarrow \pi_\phi(x, y_{\text{best}}, y_i)$   $\triangleright$  preference label A or B
4:   if  $l = \text{B}$  then  $\triangleright y_i$  is preferred
5:      $y_{\text{best}} \leftarrow y_i$ 
6:   end if
7: end for
8: return  $y_{\text{best}}$ 

```

---

256. For the discriminative baseline, we utilized the complete set of labeled preference data (approximately 1M examples) for training one epoch. As shown in Table 1, this comprehensive training enables our baseline to outperform open-source discriminative reward models such as Skywork-Reward-Llama-3.1-8B, which was trained on only 77K labeled examples. For the generative baseline, we also trained on the complete 1M examples for one epoch, using a learning rate of  $3e-6$  for LLaMA-3.1-8B-Instruct and  $5e-6$  for LLaMA-3.2-3B-Instruct. The training template follows the structure illustrated in Figure 14. Note that we did not incorporate rationales during training, as the labeled data lacks such annotations.

**Preference-Proving Model Training.** We trained the preference-proving model for two epochs with a learning rate of  $2e-5$ . During proof generation, we sampled four candidate proofs for each example using top- $p$  sampling, where the  $p$  and temperature were set to 0.95 and 0.7, respectively. Our proposed proof selection strategy was then applied to identify the most suitable proof among the candidates, which was subsequently used as the synthesized rationale. During the training, the used template can be found in Figure 13(a). Additionally, the original HelpSteer3 dataset contains multiple annotations per example, provided by two separate labelers. To unify these dual annotations, we employed GPT-4o to merge the feedback using a template, as shown in Figure 12.

**GRAM-R<sup>2</sup> Training.** In the pre-training stage, we first initialized GRAM-R<sup>2</sup> using 1M labeled examples with synthesized rationales. We then performed three iterations of self-training with unlabeled data to enhance the model's reward reasoning capability. During this process, we used a learning rate of  $3e-6$  for LLaMA-3.1-8B-Instruct and  $5e-6$  for LLaMA-3.2-3B-Instruct, with the number of training epochs set to one. In each self-training iteration, we began with 0.75M unlabeled examples and applied both format-based and confidence-based filtering to retain a final set of 0.5M high-quality examples. Specifically, we first removed samples that exceeded 4096 tokens or produced label predictions that did not conform to the expected output format. From the remaining examples, we then selected the top 0.5M samples with the highest label prediction confidence. Note that self-training was performed only once using the LLaMA-3.1-8B-Instruct model. The resulting 2.5M

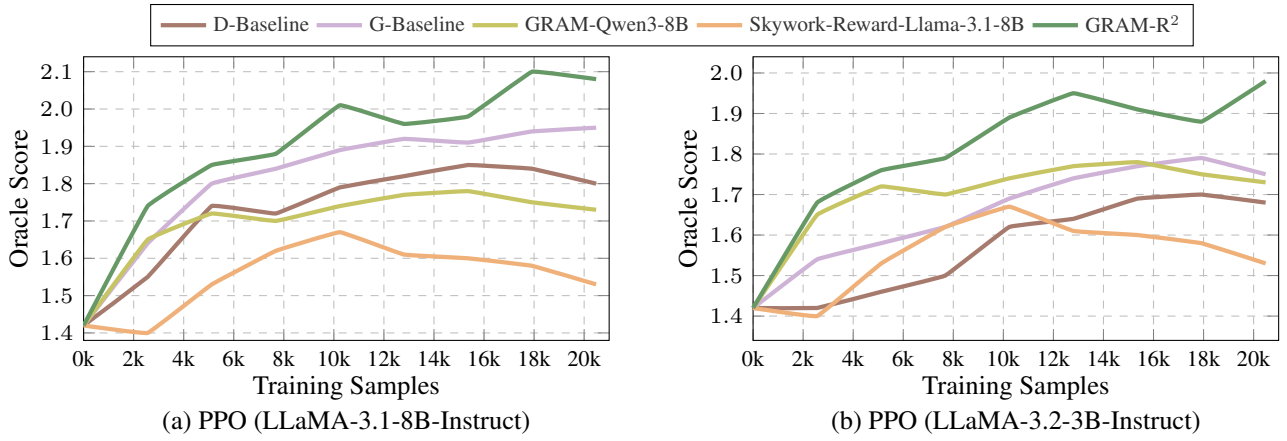


Figure 6: Results on Reinforcement Learning

pre-training samples were then reused to train GRAM-R<sup>2</sup> models based on other backbone models. This design follows recent self-training practices (Dubey et al. 2024; Huang et al. 2025), where a stronger backbone model is used to generate high-quality training data, which can then be leveraged to improve the performance and generalization of models with weaker backbones. In the fine-tuning stage, we trained the model for one epoch using a learning rate of 1e-6 for LLaMA-3.1-8B-Instruct and 3e-6 for LLaMA-3.2-3B-Instruct. During the pre-training and fine-tuning stages, the used template is shown in Figure 15.

**Best-of- $n$  Sampling.** During the best-of- $n$  sampling process, we employed a line search strategy to identify the optimal response among  $n$  candidates. This procedure is detailed in Algorithm 1. It is worth noting that to improve efficiency and fully leverage GPU parallelism, we can apply a divide-and-conquer search approach combined with batch generation, enabling the preference labels to be generated in a highly parallelized and scalable manner.

**PPO Fine-Tuning.** We trained the LLM using PPO via the `trlx` implementation<sup>3</sup>. For all experiments, the learning rate was set to 1e-5 and 5e-6 for the policy model and the value model, respectively. We settled on a batch size of 64 for each PPO step, which consisted of one epoch of gradient steps and four epochs of mini-batch PPO steps. When using GRAM-R<sup>2</sup> to compute reward scores, this optimization objective is then defined as:

$$\begin{aligned} \mathcal{L}_{\text{PPO}} = & -\mathbb{E}_{x \sim D_{\text{PPO}}, \hat{y} \sim \pi_{\theta}} [\gamma \times r_{\phi}(x, \hat{y})] \\ & -\alpha \times \mathbb{D}_{\text{KL}}[\pi_{\theta}(\hat{y}|x) || \pi_{\theta_{\text{ref}}}(\hat{y}|x)] \end{aligned} \quad (11)$$

where  $\gamma$  denotes a scaling factor,  $D_{\text{PPO}}$  denotes the data for PPO fine-tuning, and  $\pi_{\theta_{\text{ref}}}$  denote a reference LLM. We set  $\gamma$  to 10 throughout our experiments. To mitigate the over-optimization issue discussed in Gao, Schulman, and Hilton (2023), we adopted a checkpointing strategy during training. Specifically, model checkpoints were saved every 200 steps and evaluated on the corresponding validation sets, with the

<sup>3</sup><https://github.com/CarperAI/trlx>

checkpoint achieving the highest reward score selected for final use. Following Wang et al. (2024a), we applied a cold-start strategy for PPO to address the instability caused by inaccurate early value estimates: during the first 30 steps of PPO training, only the value model was updated while the policy model remained fixed. Additionally, inspired by Wang et al. (2024b), we standardized the reward scores using a moving reward queue that maintained the most recent 1K scores to compute the running mean and variance. All experiments were conducted using eight H100 GPUs.

## Evaluation

For evaluation, we mainly used RM-Bench (Liu et al. 2024b) and JudgeBench (Tan et al. 2024) to assess pair-wise response ranking performance, and PPE (Chen et al. 2025a) to evaluate listwise ranking capabilities. RM-Bench and JudgeBench comprise diverse task subsets, such as chat, code, and math, which allow us to comprehensively evaluate the effectiveness of GRAM-R<sup>2</sup> across a wide range of scenarios. Additionally, the PPE benchmark includes widely used evaluation datasets for LLMs, such as MMLU and GPQA. These benchmarks enable us to examine whether GRAM-R<sup>2</sup> can effectively enhance the performance of LLMs.

## Appendix C: Additional Experimental Results

### Reinforcement Learning

In reinforcement learning, the reward score is computed for a single input-response pair  $(x, y')$ , where  $y'$  is sampled from the model. Following Wang et al. (2025b)’s work, we compute this reward using our GRAM-R<sup>2</sup> model with a reference response. Specifically, we first obtain the reference response  $y_{\text{ref}} = \arg \max \pi_{\theta}(\cdot|x)$  via greedy decoding. We then concatenate the context  $c$ , input  $x'$ , sampled response  $y'$ , and reference response  $y_{\text{ref}}$  into a single sequence  $s' = [c, x', y', y_{\text{ref}}]$ . The final reward for the pair  $(x', y')$  is defined as the average probability assigned by the generative reward model  $\pi_{\phi}$ , indicating that  $y'$  is preferred over the reference response  $y_{\text{ref}}$ . Specifically, if  $y'$  is designated as

Method	WinRate	LC-WinRate
SFT	4.56	3.08
PPO Fine-tuning		
+ D-Baseline	10.22	7.36
+ G-Baseline	11.62	10.24
+ GRAM-Qwen3-8	12.17	10.96
+ Skywork-Reward-8B	9.82	8.03
+ GRAM-R <sup>2</sup>	<b>15.62</b>	<b>13.80</b>

Table 2: Win rates of models after PPO fine-tuning with GRAM-R<sup>2</sup> and its baselines. “WinRate” denotes the raw win rate, while “LC-WinRate” denotes the length-controlled win rate. “Skywork-Reward-8B” denotes the Skywork-Reward-Llama-3.1-8B model.

“Response A”, the reward score can be computed as:

$$r_{\phi}(x', y') = \pi_{\phi}(w = A \mid s') \quad (12)$$

where the reward score lies in the range  $[0, 1]$ .

**Task Setups.** To evaluate the performance of GRAM in the reinforcement learning setting, we conducted PPO fine-tuning experiments using the Alpaca dataset (Taori et al. 2023), which contains 52K training examples. We followed the data splits provided by AlpacaFarm (Dubois et al. 2023) for both supervised fine-tuning (SFT) and PPO training. Notably, we used LLaMA-3.1-8B as the policy model, since the SFT and RLHF training processes for LLaMA-3.1-8B-Instruct have not been publicly released. This lack of transparency introduces a data distribution shift that is incompatible with our experimental setup. Following prior work (Wang et al. 2025b; Yang et al. 2024), we included an oracle reward score in our evaluation, computed using a discriminative reward model trained on preference data from AlpacaFarm. This oracle model provides an accurate measure of response quality and serves as a tool to assess generalization, as AlpacaFarm’s preference data is co-distributed with the AlpacaEval2 test data.

**Results of PPO Fine-Tuning.** We apply GRAM-R<sup>2</sup> and its baselines as reward models in PPO fine-tuning. As shown in Figure 6, the observed behavior during reinforcement learning is similar to that seen with BoN sampling. For baseline methods, the oracle scores begin to decline early in training, while their corresponding proxy scores continue to rise, indicating a clear overoptimization issue. In contrast, GRAM-R<sup>2</sup> exhibits stronger generalization, as reflected in the consistent improvement of the oracle score. These results demonstrate that GRAM-R<sup>2</sup> effectively mitigates reward overoptimization during PPO fine-tuning. Here, we attribute the superior generalization in GRAM-R<sup>2</sup> to two key factors. First, the explicit incorporation of reward reasoning enables the model to provide more reliable reward signals, reducing the risk of overoptimization. Recent studies corroborate this finding (Liang et al. 2025; Guo et al. 2025). Second, our self-training strategy leverages vast unlabeled data during the pre-training stage, which significantly enhances the model’s robustness and generalization ability.

**Performance Comparison of LLMs Trained via Different Reward Models.** To test its effectiveness in PPO fine-tuning, we further evaluate the performance of an LLM fine-tuned using GRAM-R<sup>2</sup> as the reward signal. For comparison, we train separate policies using several strong baseline reward models, including D-Baseline, G-Baseline, GRAM-Qwen3-8, and Skywork-Reward-Llama-3.1-8B. The quality of these fine-tuned LLMs is then benchmarked using the alpaca.eval system<sup>4</sup>, where GPT-4 acts as an automated judge to compute the win rate of each model’s responses against a standard baseline. As shown in Table 2, the LLM trained with GRAM-R<sup>2</sup> achieves the highest win rate, demonstrating that it provides a more effective reward signal for guiding PPO fine-tuning.

### Comparing GRAM-R<sup>2</sup> with Generative Baselines

As shown in Table 1, the standard generative baseline (G-Baseline) achieves impressive accuracy when trained on our 1M-sample labeled data. For instance, the LLaMA-3.1-8B-Instruct version reaches 79.2% on the RM-Bench, outperforming strong baselines like GPT-4o. However, this strong performance proves to be brittle and does not generalize to other evaluation settings. Specifically, its performance degrades significantly in dynamic, out-of-distribution scenarios such as BoN sampling (Figure 3) and task adaptation (Figure 4). We attribute this inconsistency to severe overfitting on the labeled training data. While the model excels on several benchmarks, it lacks the broader generalization required for more complex tasks. In contrast, GRAM-R<sup>2</sup> is designed to overcome this limitation. By integrating explicit reward reasoning and training on vast unlabeled data, our model develops superior generalization capabilities, allowing it to maintain strong and consistent performance across different downstream tasks.

## Appendix D: More Analysis

### Ablation Study on Self-Training

To isolate the contribution of each component within our self-training approach, we conduct a detailed ablation study with different GRAM-R<sup>2</sup> variants as shown in Table 3. We evaluate these GRAM-R<sup>2</sup> variants through experiments on pair-wise response ranking and reward model adaptation.

The results are summarized in Figure 7. First, comparing GRAM-R<sup>2</sup> with GRAM-R<sup>2</sup>-v1 highlights the critical role of reward reasoning: GRAM-R<sup>2</sup> achieves 85.7% accuracy on RM-Bench, significantly outperforming GRAM-R<sup>2</sup>-v1 at 80.4%. This confirms that incorporating reward reasoning is essential for training effective reward models. Second, GRAM-R<sup>2</sup>-v2 achieves 84.1% accuracy, demonstrating the effectiveness of using the preference-proving model during self-training. This result supports our central insight: generating rationales via structured proof guidance helps produce higher-quality pseudo-labels and improves generalization. Third, when comparing GRAM-R<sup>2</sup>-v3 and GRAM-R<sup>2</sup>-v4, we can observe that pretraining with rationale-free labeled data still provides a significant performance gain, underscoring the importance of high-quality preference annotations

<sup>4</sup><https://github.com/tatsu-lab/alpaca.eval>



Variant	Reward Reasoning	RFD	UD		Description
			w/ PPM	w/o PPM	
GRAM-R <sup>2</sup> -v1		✓		✓	A variant without reward reasoning, which skips the preference-proving model and directly self-trains on pseudo-labels without generating rationales.
GRAM-R <sup>2</sup> -v2	✓	✓		✓	A variant that does not use the preference-proving model during training on unlabeled data and instead trains with randomly selected rationales generated by GRAM-R <sup>2</sup> .
GRAM-R <sup>2</sup> -v3	✓		✓		A variant without training on rationale-free labeled data.
GRAM-R <sup>2</sup> -v4	✓	✓			A variant without training on unlabeled data.

Table 3: GRAM-R<sup>2</sup> variants. RFD: Rationale-Free Labeled Data; UD: Unlabeled Data; PPM: Preference-Proving Model.

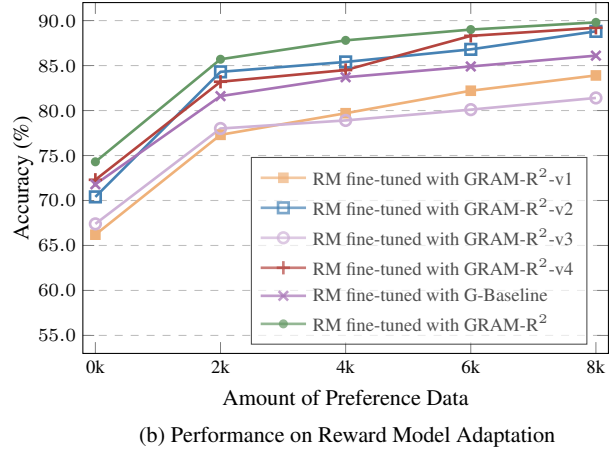
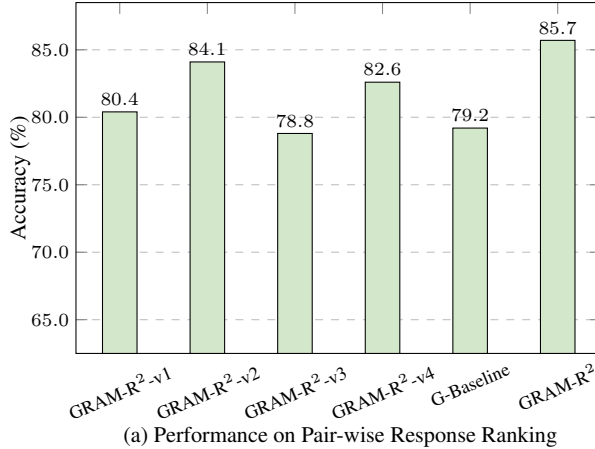


Figure 7: We employ LLaMA-3.1-8B-Instruct as the backbone model and evaluate different GRAM-R<sup>2</sup> variants on pair-wise response ranking using RM-Bench and on reward model adaptation using STEM.

even in the absence of explicit reasoning components. Finally, GRAM-R<sup>2</sup>-v3 delivers strong performance despite relying solely on 1.5M unlabeled examples and no additional labeled data during self-training. Its competitive accuracy of 82.6% illustrates the potential of unlabeled data in enhancing reward reasoning when combined with a well-designed self-training pipeline.

### Performance of Preference-Proving Model with Different Backbone Models

To evaluate the performance of preference-proving models across different backbone architectures, we begin by sampling 100K rationale-free labeled examples. We then train separate preference-proving models using Qwen3-8B, LLaMA-3.1-8B-Instruct, Qwen3-14B, and Qwen3-32B as backbones. Each model is used to generate preference proofs and synthesize corresponding rationales for the sampled data. Additionally, we compare these models with a prompting-based approach, where strong LLMs such as DeepSeek-R1 and GPT-4o are directly prompted to generate proofs and synthesize rationales. Finally, the generated rationales are used to fine-tune an LLaMA-3.1-8B-Instruct model on the resulting synthesized rationales. The results are listed in Table 4. We observe that training the preference-proving model on labeled data consistently leads to better downstream performance. We also find that among the models evaluated, larger backbone models generally yield stronger results. For example, PPMs based on Qwen3-

Model	RM-Bench	JudgeBench
GRAM-R <sup>2</sup> -100k		
w/ PPM-GPT-4o	64.7	63.6
w/ PPM-DeepSeek-R1	66.2	65.4
w/ PPM-Qwen3-8B	69.3	68.7
w/ PPM-LLaMA-3.1-8B	72.6	71.2
w/ PPM-Qwen3-14B	74.3	73.5
w/ PPM-Qwen3-32B	<b>74.8</b>	<b>74.4</b>

Table 4: Performance of preference-proving models trained with different backbone architectures. “-100K” indicates that GRAM-R<sup>2</sup> was trained using only 100K rationale-free labeled examples. PPM: Preference-Proving Model.

14B and Qwen3-32B outperform those using smaller backbones such as Qwen3-8B or LLaMA-3.1-8B-Instruct. However, the performance gain from Qwen3-14B to Qwen3-32B is marginal (74.3% vs. 74.8% on RM-Bench), suggesting diminishing returns with increased model size. Given the computational demands of large-scale self-training, we choose Qwen3-14B as the backbone for our final preference-proving model to reduce overall compute cost while maintaining strong performance.

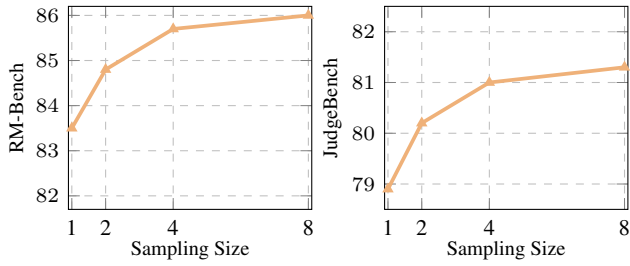


Figure 8: Effect of sampling size on the performance of the preference-based proof selection mechanism.

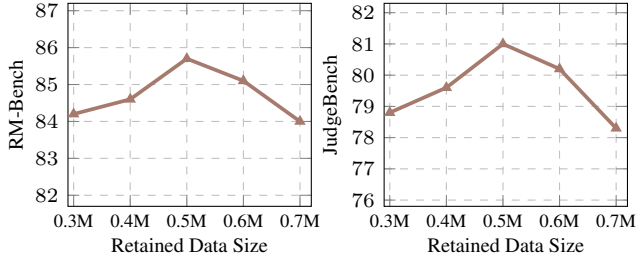


Figure 9: The impact of retained data size on the performance of self-training our GRAM-R<sup>2</sup>.

### Performance of Preference-Proving Model with Different Sampling Sizes

We investigate the impact of sampling size on the performance of our proof selection mechanism by evaluating sampling sizes of  $\{1, 2, 4, 8\}$ . A sampling size of 1 serves as the baseline, corresponding to a scenario without proof selection, where the rationale is synthesized directly from a single, unfiltered generation. As shown in Figure 8, results from the LLaMA-3.1-8B-Instruct model on both RM-Bench (left) and JudgeBench (right) reveal a clear trend: performance is lowest when using a sampling size of 1, confirming the effectiveness of our preference-based proof selection strategy. Moreover, we observe that performance improvements begin to plateau once the sampling size reaches 4, with only marginal gains observed at size 8. This suggests that a sampling size of 4 offers a good balance between performance and computational cost, effectively covering the proof space with diminishing returns beyond that point.

### Self-Training Performance under Different Data Filtering Sizes

In our iterative self-training process, to prevent the propagation of erroneous labels, we filter the data based on confidence. Here, we test the impact of the retained data size per round on the GRAM-R<sup>2</sup> model with the LLaMA-3.1-8B-Instruct model. As shown in Figure 9, we find a distinct performance peak at a data size of 0.5M on both RM-Bench and JudgeBench. This suggests an optimal trade-off: retaining too little data (e.g., 0.3M) results in an information bottleneck, while retaining too much (e.g., 0.7M) introduces excessive noise from low-confidence pseudo-labels. Consequently, we choose 0.5M as the optimal data size for our filtering strategy.

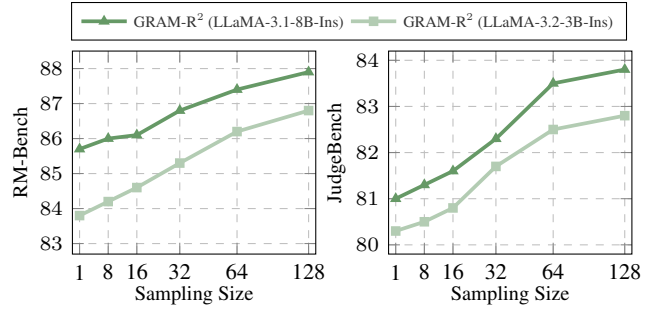


Figure 10: Test-time scaling performance of GRAM-R<sup>2</sup> using BoN sampling.

Method	Reward Reasoning	Data Used		
		RBD	RFD	UD
<i><b>Discriminative Reward Models</b></i>				
POLAR (Dou et al. 2025)			✓	✓
WorldPM (Wang et al. 2025a)			✓	
GRM (Yang et al. 2024)			✓	
Skywork-Reward-v1 (Liu et al. 2024a)			✓	
Skywork-Reward-v2 (Liu et al. 2025)			✓	✓
<i><b>Generative Reward Models</b></i>				
GRAM (Wang et al. 2025b)			✓	✓
RM-R1 (Chen et al. 2025b)	✓	✓	✓	
RRM (Guo et al. 2025)	✓	✓	✓	
SyncPL (Liang et al. 2025)	✓	✓	✓	
Nemotron-Super (Wang et al. 2025c)	✓	✓	✓	
GRAM-R <sup>2</sup>	✓	✓	✓	✓

Table 5: Existing reward model training approaches. Note that the use of RBD indicates whether the model is capable of leveraging annotated rationales during training. RBD: Rationale-based Labeled Data; RFD: Rationale-free Labeled Data; UD: Unlabeled Data.

### Test-Time Scaling of GRAM-R<sup>2</sup>

As a reward reasoning model, our GRAM-R<sup>2</sup> possesses the unique capability for test-time scaling. Specifically, we implement this through the straightforward yet effective method of BoN sampling. We evaluate the resulting accuracy improvements on two distinct models: LLaMA-3.1-8B-Instruct and LLaMA-3.2-3B-Instruct. The experimental results, presented in Figure 1, reveal a key advantage of our approach. In contrast to traditional discriminative reward models, GRAM-R<sup>2</sup> can leverage the inherent scaling properties of generative models at inference time to significantly boost its reward accuracy. This finding not only validates the promise of the reward reasoning paradigm but also suggests a promising future direction where advanced techniques from the broader LLM landscape can be continually adapted to enhance the capabilities of reward models.

### Comparison of Existing Reward Model Training Approaches

We conduct a comparative analysis of recent reward model training approaches across several key dimensions: their inclusion of reward reasoning, their capacity to leverage unlabeled data, their utilization of rationale-based labeled data,

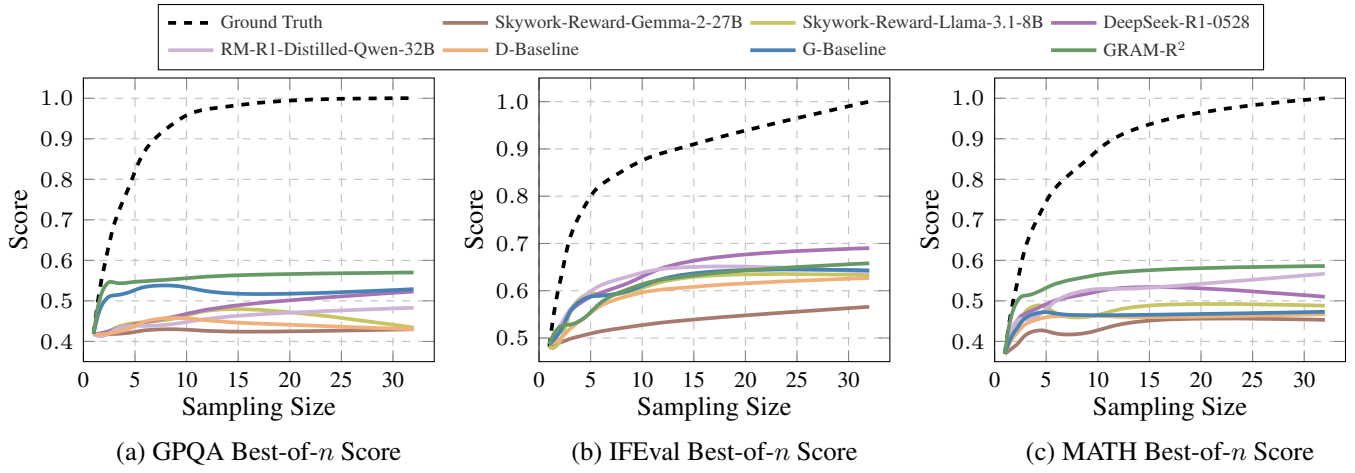


Figure 11: The performance of reward models on the PPE benchmark. For the results, we can observe that our GRAM-R<sup>2</sup> can achieve superior performance when used to select the best response from multiple candidates on several challenging downstream benchmarks, including GPQA, IFEval, and MATH. This demonstrates its significant potential to enhance the problem-solving and reasoning capabilities of LLMs through test-time re-ranking.

and their use of rationale-free labeled data. This comparison is summarized in Table 5. As the table illustrates, our reward model training approach is unique in its ability to holistically integrate these diverse data types into a single, cohesive training approach. This versatility highlights the significant potential of our approach in maximizing data utility, demonstrating a clear advantage in how preference data of various formats can be leveraged to construct more powerful and robust reward models.

Here is a JSON containing three annotator judgments, each with a “score”, “reasoning”, “feedback1” (for @Response 1), and “feedback2” (for @Response 2).

```
```\njson\n{\n  individual_preference\n}
```

Your goal is to produce a single merged JSON element in the same format. When consolidating:

- Score: If scores differ, determine the **most appropriate single score** that best represents the collective judgment, considering the range and distribution of the individual scores.
- Reasoning: Combine common aspects and **essential unique insights** from all three reasonings into a single, cohesive statement.
- Feedback1 & Feedback2: For each response, merge all shared feedback points, plus any **critical unique suggestions** from individual annotators.

Output **only the merged JSON element**, without any additional text.

Wrap the json with “````json`” and “`````”.

Figure 12: Template used for merging the feedback.

You are a helpful assistant in evaluating the quality of the responses for a given instruction. Your goal is to justify why a particular response is selected as the better one for the given user query. The two responses are generated by two different AI chatbots respectively.

Here are some rules of the evaluation:

- (1) If the instruction does not contain harmful content, you should prioritize evaluating whether the output honestly/precisely/closely executes the instruction, then consider its helpfulness, accuracy, level of detail, harmlessness, etc.
- (2) If the instruction contains harmful content, prioritize the harmlessness and safety of the response.
- (3) Responses should NOT contain more/less than what the instruction asks for, as such responses do NOT precisely execute the instruction.
- (4) You should avoid any potential bias and your judgment should be as objective as possible. Here are some potential sources of bias:
  - The order in which the responses were presented should NOT affect your judgment, as Response A and Response B are **\*\*equally likely\*\*** to be the better.
  - The length of the responses should NOT affect your judgement, as a longer response does not necessarily correspond to a better response. When making your decision, evaluate if the response length is appropriate for the given instruction.

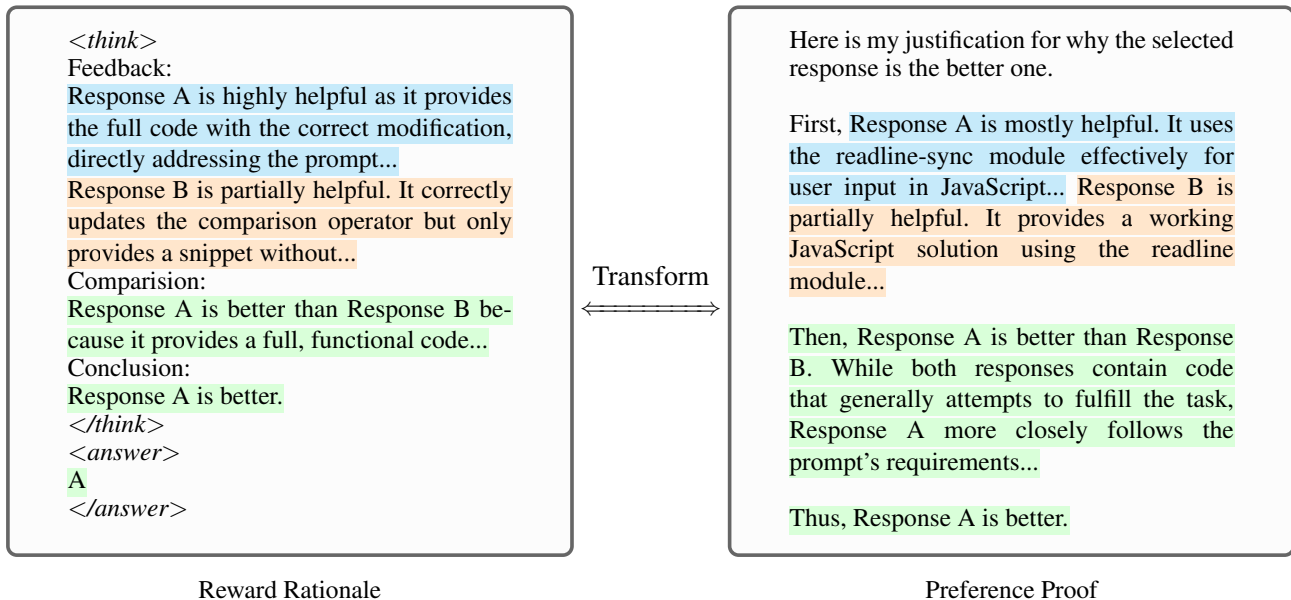
Here is the data.

[User Question]  
{*user\_input*}

[The Start of Assistant A's Response]  
{*response\_a*}  
[The End of Assistant A's Response]

[The Start of Assistant B's Response]  
{*response\_b*}  
[The End of Assistant B's Response]

(a) Template used for training the preference-proving model.



(b) A complete example demonstrating the conversion between a rationale and a proof.

Figure 13: Sub-figure (a) illustrates the template used for training the preference-proving model. Sub-figure (b) presents a complete example demonstrating the conversion between a rationale and a proof.



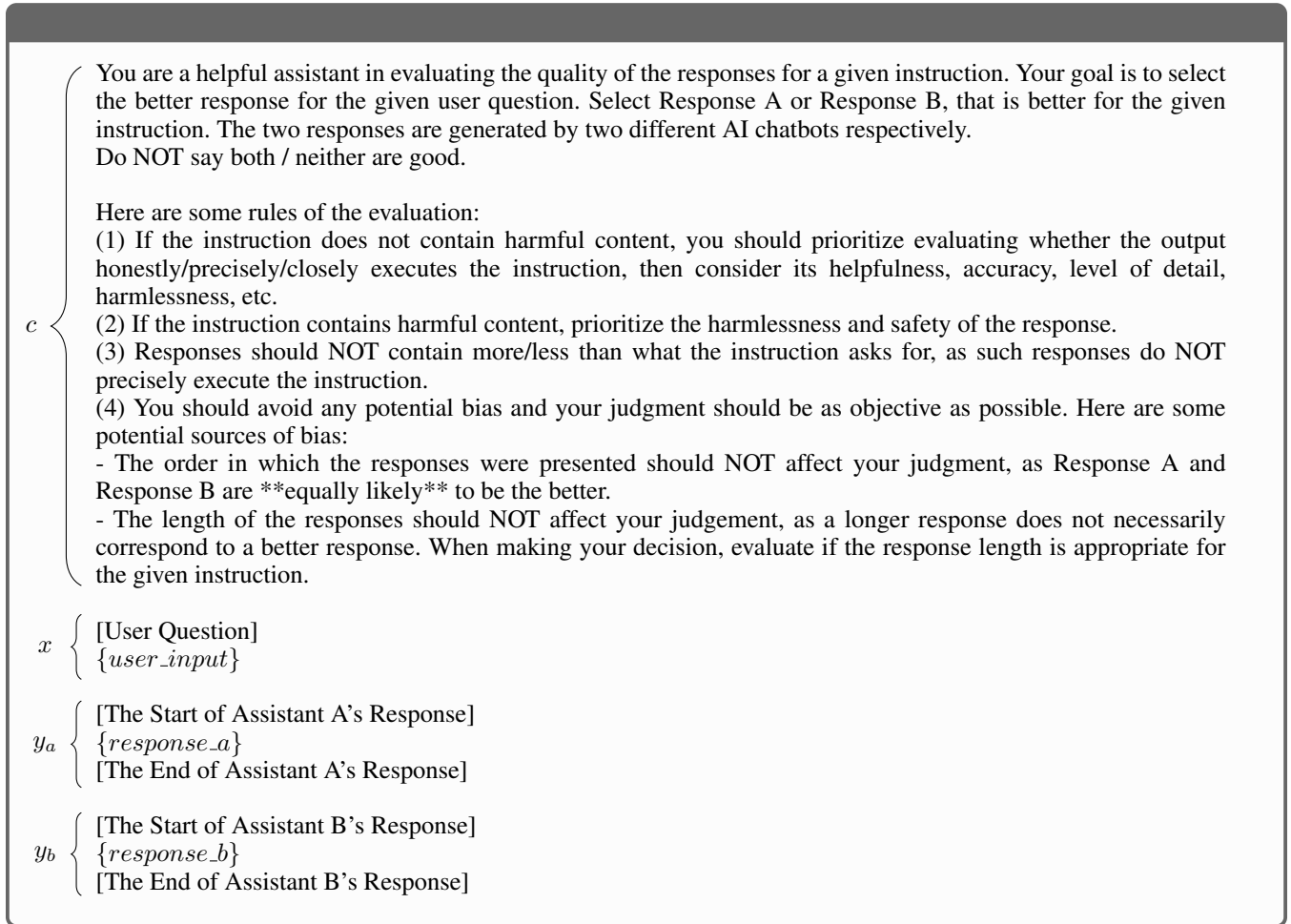


Figure 14: Template used for training the generative baseline reward model. Note that the prompt format is kept consistent with that used in GRAM-R<sup>2</sup> training to ensure a fair comparison.

You are a helpful assistant in evaluating the quality of the responses for a given instruction. Your goal is to select the better response for the given user question. Select Response A or Response B, that is better for the given instruction. The two responses are generated by two different AI chatbots respectively.  
Do NOT say both / neither are good.

Here are some rules of the evaluation:

(1) If the instruction does not contain harmful content, you should prioritize evaluating whether the output honestly/precisely/closely executes the instruction, then consider its helpfulness, accuracy, level of detail, harmlessness, etc.

(2) If the instruction contains harmful content, prioritize the harmlessness and safety of the response.

(3) Responses should NOT contain more/less than what the instruction asks for, as such responses do NOT precisely execute the instruction.

(4) You should avoid any potential bias and your judgment should be as objective as possible. Here are some potential sources of bias:

- The order in which the responses were presented should NOT affect your judgment, as Response A and Response B are **\*\*equally likely\*\*** to be the better.

- The length of the responses should NOT affect your judgement, as a longer response does not necessarily correspond to a better response. When making your decision, evaluate if the response length is appropriate for the given instruction.

Your reply should strictly follow this format:

<think>

Follow this format:

Feedback:

<provide free-text feedback on the overall helpfulness of the assistant response>

Comparison:

<give a brief analysis on which is better>

Conclusion:

<make your conclusion>

</think>

<answer>

A or B

</answer>

Here is the data.

$x$  { [User Question]  
{*user\_input*}

$y_a$  { [The Start of Assistant A's Response]  
{*response\_a*}  
[The End of Assistant A's Response]

$y_b$  { [The Start of Assistant B's Response]  
{*response\_b*}  
[The End of Assistant B's Response]

Figure 15: Template used for training our GRAM-R<sup>2</sup>.

<b>Input</b>	What’s the permission that allows creating provisioning profiles in Apple Developer account is called?
SFT	The permission is called "Access to Certificates, Identifiers & Profiles" in the Apple Developer account.
D-Baseline	To create provisioning profiles in an Apple Developer account, a user needs the permission called "Access to Certificates, Identifiers & Profiles." This permission allows users to manage certificates, such as App IDs. This permission allows users to manage certificates, such as App IDs.
G-Baseline	The permission is called "Access to Certificates, Identifiers & Profiles".
GRAM-Qwen3-8	The permission required to create provisioning profiles in an Apple Developer account is called "Access to Certificates, Identifiers & Profiles", which grants the user the ability to manage certificates, App IDs, and provisioning profiles.
Skywork-Reward-8B	The permission required to create provisioning profiles in an Apple Developer account is called "Access to Certificates, Identifiers Identifiers Identifiers.....
GRAM-R <sup>2</sup>	The permission that allows creating provisioning profiles in an Apple Developer account is called "Access to Certificates, Identifiers & Profiles". This permission allows the user to manage provisioning profiles, certificates, and App IDs. Without this permission, the user cannot create or edit provisioning profiles in the developer portal.

Table 6: A case in the PPO fine-tuning experiments. Compared to baseline reward models, which lead to incomplete, inaccurate, or repetitive responses, the model fine-tuned with GRAM-R<sup>2</sup> produces a more accurate and comprehensive answer, demonstrating better alignment with human intent.

<b>Input</b>	there used to be a program for winmx called mcma, what does mcma stand for and what does the program do?
SFT	MCMA stands for "Music Content Management Assistant" and it was a tool that allowed users to illegally download paid software directly from WinMX's servers without any restrictions.
D-Baseline	MCMA, short for "Media Content Monitoring App", was developed in 2015 as a plugin for WinMX, mainly used to track users' download histories and secretly share their private files with third-party servers.
G-Baseline	MCMA stands for Motion Control & Motor Association, which was founded in 2008 by the merger of the Motion Control Association and the Motor & Motion Association. It's a tool for WinMX that helps users manage their music files and it can also be used to download movies directly from WinMX in 2020 without any limitations.
GRAM-Qwen3-8	MCMA stands for "Multi Connection Manager Application." It was a handy tool that many WinMX users found useful back in the day. Basically, it helped manage multiple simultaneous connections to improve file sharing speeds and reliability.
Skywork-Reward-8B	MCMA stands for "WinMX Community Management Application," and it was a program used to manage and enhance the functionality of the WinMX peer-to-peer file-sharing network.
GRAM-R <sup>2</sup>	MCMA was an external utility created for WinMX, the once-popular P2P file-sharing client of the early 2000s. It enabled users to launch several WinMX instances on a single machine, each tied to a distinct account. By signing multiple accounts into the WinMX network simultaneously, users could boost their overall bandwidth or sharing potential through the extra concurrent connections.

Table 7: A case in the PPO fine-tuning experiments. The model fine-tuned with GRAM-R<sup>2</sup> delivers the most functionally accurate and informative description of the obscure software (WinMX MCMA). In contrast, the baseline models exhibit severe factual errors and hallucinations. For instance, G-Baseline confuses the software with an entirely unrelated real-world association, while D-Baseline fabricates a malicious purpose.

<b>Input</b>	A college student initiated a criminal case against his former roommate, claiming the former roommate snuck in and removed his state-of-the-art home theater equipment from his house. ... .. Once you have your answer, please duplicate that letter five times in a single string. For example, if the answer is K, then write KKKKK. Let's think step by step.
<b>Response A</b>	To determine if evidence of the student's reputation for dishonesty is admissible in a claim of malicious prosecution, we need to consider several legal principles, ... .. The best-balanced reasoning aligns with choice (F), as it clearly states that when character is directly at issue, such as in a malicious prosecution claim, it becomes admissible. Hence, my answer is: FFFFF
<b>Response B</b>	To determine whether the former roommate can use evidence of the college student's reputation for dishonesty in his civil case for malicious prosecution, we need to consider rules of admissibility of character evidence, ... .. Based on these considerations, the best answer is:(A) Yes, because the student's reputation for dishonesty directly relates to the tort of malicious prosecution. So, the correct and best-supported answer is: AAAAA
<b>Rationale</b>	<p>&lt;think&gt;Feedback:</p> <p>Response A is perfectly helpful. It provides a clear, comprehensive, and accurate analysis of the legal principles involved in character evidence admissibility for malicious prosecution, correctly selecting (F) as the answer. The response is well-structured, uses intermediate language, and is moderately lengthy, ensuring accessibility and clarity. It also aligns with the prompt's request for a multiple-choice answer and includes a step-by-step analysis of each option. Response B is partially helpful. It offers a detailed analysis of character evidence in malicious prosecution and correctly identifies the importance of dishonesty in the case. However, it incorrectly selects (A) as the answer, missing the nuance of character evidence admissibility. The response is well-written but could be more concise and accurate in its legal reasoning.</p> <p>Comparison:</p> <p>Response A is better than Response B. It provides a more accurate and nuanced analysis of character evidence admissibility in malicious prosecution, correctly identifying (F) as the answer, while Response B incorrectly selects (A). Response A also offers a clearer, more structured explanation of the legal principles involved, aligning better with the prompt's requirements.</p> <p>Conclusion:</p> <p>Response A is better. &lt;/think&gt;</p> <p>&lt;answer&gt;A&lt;/answer&gt;</p>

Table 8: Case one of a rationale generated by GRAM-R<sup>2</sup>. The ground truth preference label is 'A' because response A provides the correct answer and is clearly articulated. As shown, the GRAM-R<sup>2</sup> model can successfully capture these qualities and predict the correct preference label.

<b>Input</b>	Compute the geometric mean of $\{8, -10\}$ . Please put your final answer in a <i>boxed</i> .
	The geometric mean of a set of $n$ numbers $a_1, a_2, \dots, a_n$ is given by:
	$\sqrt[n]{a_1 \cdot a_2 \cdot \dots \cdot a_n}$
	To find the geometric mean of the numbers $\{8, -10\}$ :
	$\sqrt[2]{8 \cdot (-10)}$
	First, compute the product inside the square root :
	$8 \cdot (-10) = -80$
	Next, compute the square root of $-80$ . The square root of a negative number involves complex numbers. Specifically :
<b>Response A</b>	$\sqrt{-80} = \sqrt{-1 \cdot 80} = \sqrt{-1} \cdot \sqrt{80} = i \cdot \sqrt{80}$
	Simplify $\sqrt{80}$ :
	$\sqrt{80} = \sqrt{16 \times 5} = \sqrt{16} \times \sqrt{5} = 4\sqrt{5}$
	Thus:
	$\sqrt{-80} = i \cdot 4\sqrt{5} = 4i\sqrt{5}$
	The geometric mean of $\{8, -10\}$ is:
	<div style="border: 1px solid black; padding: 2px; display: inline-block;"><math>4i\sqrt{5}</math></div>
	The geometric mean of a set of numbers is found by multiplying the numbers together and then taking the $n$ -th root of the product, where $n$ is the number of values in the set. Let's determine the geometric mean of the set $\{8, -10\}$ . First, we calculate the product of the numbers:
	$8 \times (-10) = -80$
	Next, we need to take the square root of $-80$ , because there are 2 numbers in the set. However, the square root of a negative number is not defined in the set of real numbers. Therefore, the geometric mean of a set that includes negative numbers is not defined when considering only real numbers. In summary, the geometric mean of the set $\{8, -10\}$ is not defined in the context of real numbers. Thus, the final answer is:
<b>Response B</b>	<div style="border: 1px solid black; padding: 2px; display: inline-block;">undefined</div>
<b>Rationale</b>	<think>Feedback:Response A is perfectly helpful. It correctly defines the geometric mean and applies the correct formula, including the use of complex numbers for negative inputs. The explanation is detailed and accurate, though the formatting could be improved for readability. The response fully addresses the prompt and provides a correct solution. Response B is not helpful. It incorrectly states that the geometric mean is undefined for negative numbers, which is false. The geometric mean can be calculated using complex numbers, and the response fails to provide this solution. Additionally, the formatting is unclear, making the response difficult to follow. Comparison: Response A is much better than Response B. Response A provides a correct and detailed explanation of how to calculate the geometric mean, including handling negative numbers with complex numbers. Response B incorrectly claims the geometric mean is undefined for negative numbers, which is factually wrong. Additionally, Response B fails to provide the correct solution using complex numbers, while Response A does so accurately. Conclusion:Response A is better.</think><answer>A</answer>

Table 9: Case one of a rationale generated by GRAM-R<sup>2</sup>. The ground-truth preference label is ‘A’ because Response A follows the instruction “Please put your final answer in a *boxed*”, and additionally provides both the correct calculation steps and the final answer. As shown, the GRAM-R<sup>2</sup> model can effectively capture these differences between Response A and Response B, and consequently generate an accurate preference.