

# FDABench: A Benchmark for Data Agents on Analytical Queries over Heterogeneous Data

Ziting Wang<sup>1</sup> Shize Zhang<sup>2</sup> Haitao Yuan<sup>1</sup> Jinwei Zhu<sup>3</sup>, Shifu Li<sup>3</sup>, Wei Dong<sup>1</sup>, Gao Cong<sup>1</sup>

<sup>1</sup> College of Computing and Data Science, Nanyang Technological University

<sup>2</sup> National University of Singapore

<sup>3</sup> Huawei Technologies Co., Ltd

ziting001@e.ntu.edu.sg, shize.zhang@u.nus.edu, haitao.yuan@ntu.edu.sg  
{zhujinwei, lishifu}@huawei.com, {wei\_dong, gaocong}@ntu.edu.sg

## ABSTRACT

The growing demand for data-driven decision-making has created an urgent need for data agents that can integrate structured and unstructured data for analysis. While data agents show promise for enabling users to perform complex analytics tasks, this field still suffers from three critical limitations: first, comprehensive data agent benchmarks remain absent due to the difficulty of designing test cases that evaluate agents' abilities across multi-source analytical tasks; second, constructing reliable test cases that combine structured and unstructured data remains costly and prohibitively complex; third, existing benchmarks exhibit limited adaptability and generalizability, resulting in narrow evaluation scope.

To address these challenges, we present FDABench, the first data agent benchmark specifically designed for evaluating agents in multi-source data analytical scenarios. Our contributions include: (i) we construct a standardized benchmark with 2,007 diverse tasks across different data sources, domains, difficulty levels, and task types to comprehensively evaluate data agent performance; (ii) we design an agent-expert collaboration framework ensuring reliable and efficient benchmark construction over heterogeneous data; (iii) we equip FDABench with robust generalization capabilities across diverse target systems and frameworks. We use FDABench to evaluate various data agent systems, revealing that each system exhibits distinct advantages and limitations regarding response quality, accuracy, latency, and token cost. The source code, data artifacts have been made available at <https://github.com/fdabench/FDABench>.

## 1 INTRODUCTION

Modern data analytics increasingly requires synthesizing insights from heterogeneous data sources, combining structured databases with unstructured documents to answer complex user queries [3, 45, 52, 56]. Despite LLMs' remarkable progress in tabular question answering tasks [33, 33, 58, 61], they still often struggle with multi-data source analytical tasks, particularly in maintaining multi-source data consistency and performing precise retrieval and inference [29, 38] due to LLMs' inherent hallucination issues [44].

Recent research [45, 52, 56] addresses these limitations by fundamentally changing how LLMs approach data analysis. Instead of processing entire datasets directly, this work repositions LLMs as intelligent coordinators that orchestrate the analytical process. This paradigm shift has led to the development of data agent systems [42, 43, 45, 52, 56]. These systems leverage LLMs to break down complex queries into manageable components, coordinate

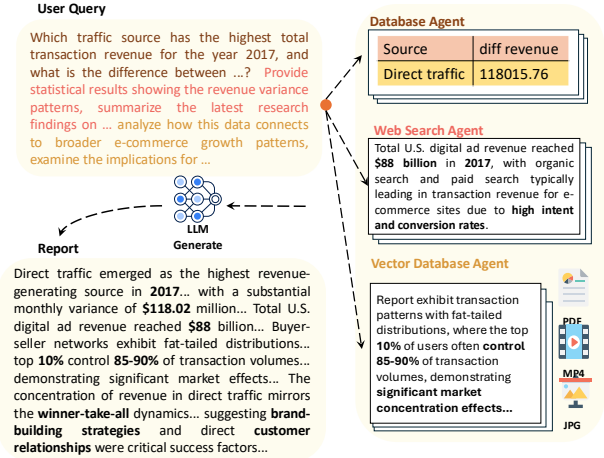


Figure 1: Example of Analytical Query with Data Agent.

specialized analytical tools or sub-agents, and synthesize results across multiple data sources. As shown in Figure 1, data agents transcend traditional boundaries by orchestrating multiple sub-agents or tools to address user natural language queries: database agents retrieve structured tabular data, web agents and vector database agents retrieve unstructured information, which are then input into synthesis LLMs to generate comprehensive data analysis reports combining quantitative results (e.g., 118.02 million from databases) with qualitative insights (e.g., 85-90 percent training volumes from unstructured sources). This coordinated approach achieves superior performance compared to traditional approaches where a single LLM processes the entire task independently. In addition, several recent research works [45, 48, 52] and products like Agent Bricks [3] exemplify this paradigm shift. For example, DAgent targets enterprise finance scenarios where users input natural language queries, and the system employs agents to generate plan, utilizing text-to-SQL tools and vector database retrieval tools to generate finance reports. Similarly, Taiji [56] represents another paradigmatic data agent for multi-modal data analytics in data lakes, employing an MCP-based [25] architecture that distributes workloads across specialized foundation models to address challenges including limited natural language query expressiveness across heterogeneous data.

However, despite extensive research work targeting this scenario, there remains an urgent lack of standardized data agent benchmarks. Current data agent related benchmarks [13, 29, 32, 41, 55] remain fragmented and domain-specific, limiting comprehensive evaluation of data agents' analytical capabilities. For instance, benchmarks

**Table 1: Comparative Analysis of Data Agent Related Benchmarks: Features and Dataset Scale Analysis**

Features	Spider 1.0	Spider 2.0	BIRD	AgentBoard	GAIA	WebArena	MINT	DABstep	FDABench
Data Agent Scenario Specific	×	×	×	×	×	×	×	✓	✓
Support Evaluate Agent Subtask Correctness	×	×	×	✓	✓	✓	×	✓	✓
Support Evaluate Tool Invocation	×	×	×	✓	✓	✓	✓	✓	✓
Support Multi-data Source Report Generation Quality	×	×	×	×	×	×	×	×	✓
Provide Multiple-Choice for Complex Reasoning	×	×	×	×	×	×	×	×	✓
Adaptive for Multiple Target Systems	×	×	×	✓	×	×	×	×	✓
Benchmark Scale	10,181	547	12,751	1,013	466	812	586	450	2,007

like AgentBoard [38] and GAIA [40] focus primarily on agents’ general task-solving abilities, such as web browsing, robotic path planning, or system function calls, which are not specifically designed to evaluate data agents’ performance. For current data agent research, DAgent [52] constructs a dataset for evaluation but focuses solely on structured tabular data in the finance domain, lacking coverage of other modalities or domains prevalent in modern data lakes, with a narrow evaluation methodology that only assesses generated report quality. Additionally, another data agent system, Taiji [56], uses the Craigslist furniture dataset [27] for evaluation, but this dataset remains constrained to a single furniture domain without task variety. Furthermore, the diversity of data agent workflow patterns [46] and foundation models significantly complicates fair performance evaluation and comparison. These limitations highlight the critical need for a standardized data agent benchmark that can provide complex analytical workloads to measure data agents’ performance across multiple data sources, with standardized evaluation methodologies.

**Challenges.** For benchmarking data agents with heterogeneous data, there are three key challenges (referred to as C1, C2, C3).

*Challenge 1 (C1): How to design test cases to comprehensively evaluate the abilities of data agents with various analytical query tasks?* Traditional benchmarks focus on well-defined, single-purpose tasks such as text-to-SQL [29, 32, 55] or retrieval-augmented generation (RAG) [13, 41, 53, 54]. These tasks use fixed pipelines and produce standardized outputs such as SQL queries, which makes test case design relatively straightforward. However, data agent systems are inherently open-ended, producing outputs that range from precise numerical values to comprehensive analytical reports that blend quantitative findings with qualitative insights. This output diversity creates significant evaluation complexity, as conventional metrics cannot adequately assess correctness, completeness, and reasoning quality across such heterogeneous results. Moreover, data agents must orchestrate multiple analytical tools while integrating diverse data sources, including both structured databases and unstructured content. This multiple tools, multi-source orchestration capability makes comprehensive evaluation across varied analytical scenarios particularly challenging.

*Challenge 2 (C2): How to efficiently construct reliable test cases integrating structured and unstructured data?* Real-world data agents must handle diverse problems spanning multiple data sources, modalities, and domains. This necessitates benchmarks that combine structured data (e.g., relational databases) and unstructured data (e.g., text, documents, images), making data agent scenarios more complex than traditional tasks. The fundamental challenge lies in effectively constructing real-world data agent tasks that meaningfully integrate these heterogeneous data types while establishing reasonable and reliable relationships. Traditional manual

dataset construction [29, 32, 55] by human experts is prohibitively expensive, requiring careful problem design and ground truth verification for each task. While recent efforts [26, 51, 57] have explored automated task generation using LLMs, these approaches suffer from reliability issues [44]. Therefore, the key challenge is designing methods to efficiently construct reliable test cases that meaningfully integrate structured and unstructured data.

*Challenge 3 (C3): How to construct a generalizable and adaptable evaluation pipeline for various data agent systems?* Existing benchmarks are designed for specific tasks like text-to-SQL [55] or RAG [53], making them unsuitable for evaluating diverse data agent systems. Current data agent research spans multiple technical approaches, including semantic operators [35, 42], document processing pipelines [43], and multi-modal integration systems [36]. Each approach employs different input formats, processing workflows, and output structures. Therefore, a rigid evaluation pipeline designed for one agent type may fail to capture the capabilities of another, while overly generic evaluation metrics may miss critical functionality differences. The challenge lies in developing an evaluation framework that can accommodate this technical heterogeneity while maintaining meaningful performance comparisons across different data agent paradigms.

**Our contributions.** To address these challenges, we present three key contributions:

- **Comprehensive Data Agent Task Design:** To tackle C1, we develop FDABench with three distinct task categories (single-choice, multiple-choice, and report) that systematically evaluate different data agents’ analytical capabilities. Our benchmark encompasses 2,007 tasks across 50+ domains with varying difficulty levels, incorporating diverse input-output formats that range from precise numerical answers to comprehensive analytical reports. This design captures the inherent open-endedness of data agents while enabling systematic evaluation across heterogeneous data sources, including relational databases, PDF documents, video, audio, and web content.
- **Heterogeneous Data Construction Framework:** To address C2, we design an expert-agent collaboration framework for effectively constructing reliable and reasonable test cases that integrate structured and unstructured data. This approach helps establish meaningful connections between heterogeneous data (e.g., linking databases with relevant documents to produce reasonable data agent tasks). The framework incorporates expert validation at critical integration points to ensure data coherence and task validity while also providing a foundation for scalability.
- **Unified Evaluation Pipeline for Diverse Architectures:** To solve C3, we identify and categorize four distinct data agent workflow patterns: planning agent, tool use agent, reflection agent, and multi agent pattern. Based on this taxonomy, we

design a unified evaluation pipeline that adapts to each pattern’s specific input formats, processing workflows, and output structures. This enables FDABench to evaluate both complete data agent systems and individual components within larger frameworks, providing meaningful comparisons across diverse technical approaches while maintaining evaluation consistency.

Finally, we conduct extensive experiments evaluating state-of-the-art data agent systems on FDABench. Our analysis examines how data agent architectural patterns impact performance, what factors affect cost-efficiency, and identifies research opportunities for improving data agent accuracy, latency, and token cost.

## 2 RELATED WORK

As previously discussed, data agent benchmarks are urgently needed in both research and industry communities. Next, we will discuss data agent related benchmarks and provide a comparison of FDABench features with existing data agent related benchmarks in Table 1.

### 2.1 Data Agent Related Benchmarks

For data agent related benchmarks, current research can be broadly classified into structured data benchmarks and unstructured data benchmarks.

**Structured Data.** Data agents processing structured data in relational databases typically employ Text-to-SQL [12, 17, 19, 20, 22, 28, 30, 31] to address structured data retrieval tasks. Current Text-to-SQL benchmarks are designed to evaluate increasingly complex real-world natural language queries for database SQL generation tasks. Spider [55] focuses on cross-domain semantic SQL generation with 10,181 questions across 200 databases, evaluating SQL generation models’ ability to handle multi-table joins, nested queries, and schema generalization to unseen databases. Spider 2.0 [29] targets enterprise-level SQL generation tasks requiring multi-step query generation across massive databases and multiple SQL dialects. BIRD [32] addresses SQL generation challenges by testing dirty data processing and SQL efficiency optimization. While these benchmarks have comprehensively evaluated models’ SQL generation capabilities in structured data, they remain limited and cannot evaluate the whole data agent performance across diverse and multimodal data sources and analytical tasks.

**Unstructured Data.** For unstructured data retrieval, data agents usually need to use RAG to complete unstructured data retrieval and understanding. Existing RAG benchmarks predominantly target text retrieval within text corpora. For instance, CRAG [53] spans five domains for simulating web and knowledge graph search, while RAGBench [18] evaluates across five industry domains with technical documentation. MS MARCO [41], derived from Bing [2] query logs, provides each QA with 10 context passages per question. HotpotQA [54] necessitates multi-hop reasoning across Wikipedia articles but remains constrained to textual data. However, these RAG benchmarks only focus on evaluating the retrieval precision and generation quality of the RAG framework, without considering structured data and multi-data source analytical scenarios, which are vital for evaluating data agents’ performance.

**Heterogeneous Data.** For multi-data source scenarios involving hybrid structured and unstructured data inference reasoning tasks,

DABStep [16] represents a typical benchmark for data agent evaluation in this domain, providing tabular data and designing multi-step analytical tasks for data agent assessment. However, DABStep exhibits critical limitations: it focuses exclusively on narrow, fixed-format outputs with restricted evaluation dimensions, provides only single CSV files, and evaluates at a limited scale for data agent assessment. Therefore, there is an urgent need for a comprehensive data agent benchmark that incorporates multi-step reasoning, heterogeneous data integration, and large-scale evaluation coverage.

### 2.2 Other Agent Benchmarks

Recent agent benchmarks [37, 49, 59] focus on universal capabilities for general agent tasks rather than specialized data agent scenarios. GAIA [40] targets human-simple yet agent-challenging tasks, designing 466 real-world questions across difficulty levels requiring understanding, reasoning, and tool-use proficiency. AgentBoard [38] provides multi-dimensional analytical evaluation with 1,013 examples across embodied AI, games, web, and tool use domains, assessing six agent capabilities including memory integration, planning decomposition, and world modeling. AgentBench [37] evaluates cross-environment generalization across eight scenarios, including operating systems, databases, and knowledge graphs with multi-turn decision making. WebArena [59] focuses on realistic web interaction scenarios, providing four fully-functional websites with 812 benchmark tasks for end-to-end web automation. MINT [49] targets sustained multi-turn problem-solving workflows through tool-mediated collaborative tasks requiring iterative refinement via natural-language feedback and unified evaluation harness. However, these benchmarks focus only on general capabilities rather than specialized skills for data preprocessing, statistical analysis, and data interpretation, lacking the capability to evaluate data agents’ analytical performance over heterogeneous data.

## 3 PRELIMINARIES

In this section, we first introduce the definitions of key concepts in Section 3.1, including the data agent and heterogeneous analytical data workload. Subsequently, we define the problem formulation for our benchmark task.

### 3.1 Key Concepts

**Foundation Data Agent.** As mentioned in the introduction, data agents are designed to utilize LLMs’ reasoning and tool invocation capabilities by repositioning LLMs as reasoning and orchestrating tools rather than processing entire data content directly. A typical data agent generally possesses: first, multi-data source reasoning capabilities that enable data agents to analyze both structured data and unstructured content; second, capabilities of tool selection guided by contextual understanding and reasoning; third, adaptive decision-making frameworks that refine strategies through observation and external environment feedback. These features enable data agents to be used in multi-data reasoning and multi-step inference for complex scenarios.

**Heterogeneous Analytical Data Workloads.** Heterogeneous analytical data workloads encompass analytical data agent tasks that integrate structured data content with unstructured data including documents, videos, or web content to generate comprehensive

reports or inferences for decision-making, requiring data agent systems with robust understanding and processing capabilities for diverse heterogeneous data.

### 3.2 Problem Definition

We formally define the key components of our benchmark for evaluating data agents on heterogeneous data analytics tasks.

*Definition 3.1 (Analytical Data Agent Workload over Heterogeneous Data).* A heterogeneous data analytics workload  $W$  is characterized by the tuple  $(q, \mathcal{D}, \mathcal{K})$  where:

- $q$  denotes a user natural language analytical query that requires a data agent to solve
- $\mathcal{D} = \{D_1, D_2, \dots, D_n\}$  represents structured data sources such as relational databases
- $\mathcal{K} = \{K_1, K_2, \dots, K_p\}$  represents unstructured data sources such as documents or images

The complexity of such workloads arises from the need to combine and relate structured data and unstructured data. Unlike traditional analytics workloads that operate solely on structured databases or pure natural language processing tasks on text corpora, analytical heterogeneous data workloads for data agents require target systems to possess understanding and reasoning capabilities spanning both structured and unstructured data.

*Definition 3.2 (Data Agent for Heterogeneous Data Analytics).* A data agent  $\mathcal{A}$  is defined as an agent system that processes analytical queries through heterogeneous data workloads with:

- Foundation large language model  $\mathcal{L}$ : The underlying LLM providing reasoning and understanding capabilities for the data agent
- Available tools  $\mathcal{T} = \{T_1, T_2, \dots, T_m\}$
- Agent policy  $\pi$ : The agent interaction orchestration strategy that determines tool selection and invocation based on query and observation information

The agent processes a query through:

$$\mathcal{A}(q, \mathcal{D}, \mathcal{K}, \mathcal{T}) = \mathcal{L}(\pi(q, \mathcal{D}, \mathcal{K}, \mathcal{T}, O)) \quad (1)$$

where  $O$  represents the observation information gathered during agent-tool interactions.

The key characteristic of data agents for multi-source data analytics tasks lies in the data agent’s ability to autonomously decide and select appropriate tools to effectively answer a given query. This requires not only understanding the semantic intent of the user’s natural language query but also necessitates capabilities for selection and orchestration of different tools across multiple data.

## 4 TARGET SYSTEMS

Due to unclear boundaries of data agent capabilities and scope, users lack systematic understanding of what data agents can accomplish. Data agents are inherently open-ended: their role extends beyond solving fixed problems to coordinating multiple tools and sub-agents across heterogeneous data sources for comprehensive analytical results. In this section, we provide details about FDABench’s target systems. First, we introduce data agent architecture and components. Subsequently, we present four typical data agent architectural patterns.

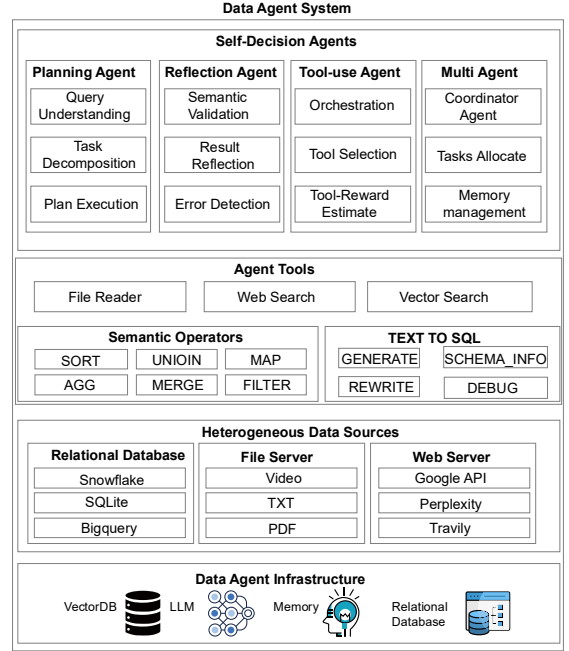


Figure 2: Architecture Overview of Data Agent System.

### 4.1 Data Agent Architecture Overview

As illustrated in Figure 2, we systematically analyze FDABench’s target data agent system architecture. A typical data agent system should possess three fundamental capabilities:

**Self-Decision.** Data agents should autonomously address complex data analytical tasks by integrating reasoning, understanding, and execution capabilities through large language models. Data agent systems should dynamically understand and reason over user natural language queries for goal completion. We follow Andrew Ng’s [4] agent architecture pattern classification to categorize different data agent architecture patterns, detailed in Section 4.2.

**Agent Tools.** Another distinguishing feature of data agents is their tool selection and orchestration capability for task completion. Data agents should effectively leverage diverse related tools (e.g., file systems, web search, and vector search) to address user natural language queries. For example, Agenticdata [45] designs a tool orchestration mechanism by selecting relevant tools based on semantic requirements, planning solutions with step-by-step tool invocation, and executing detailed operations such as generating SQL, specifying parameters for file operations, and configuring aggregation functions with appropriate keys and operators.

**Heterogeneous Data Sources.** Data agents should differ from conventional agents through their capability to understand and process both structured and unstructured data simultaneously. When confronted with complex heterogeneous data environments, data agents must demonstrate proficiency in handling diverse data formats including relational databases, text, and multimedia content.

In FDABench, we provide over 2,007 different data agent tasks across over 110 databases and over 50 domains, encompassing diverse data sources, difficulty levels, and task types. These data agent tasks include both structured data and unstructured data,

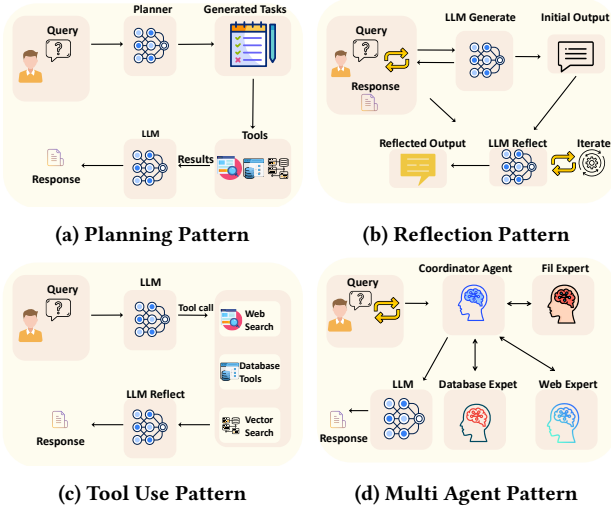


Figure 3: Four Data Agent Workflow Patterns

such as video, documents, and audio, specifically designed to comprehensively evaluate data agent performance in heterogeneous data analytical scenarios.

## 4.2 Data Agent Workflow Patterns

Current research presents diverse data agent workflows [42, 45, 48, 52, 56], yet lacks standardized implementation, leading to inconsistent evaluations and understanding of different agent workflow patterns. FDABench addresses this by standardizing and implementing four representative workflow patterns following Andrew Ng’s [4] classification, enabling comparative analysis of data agent methods while providing fair comparative evaluation and insights across these patterns detailed in Section 7.

**Planning Agent.** As shown in Figure 3a, the Planning Agent enables LLM-based agents to autonomously decompose complex user queries into action sequences. This systematic decomposition reduces computational complexity and improves reasoning reliability. Agents dynamically generate multi-step plans and coordinate parallel subtask execution, incorporating resource allocation strategies to optimize workflow efficiency.

**Tool-use Agent.** As depicted in Figure 3c, the tool use pattern extends agent capabilities beyond static parametric knowledge through dynamic integration with external systems. Data agents invoke search engines, databases, APIs, and computational tools to overcome pre-trained knowledge limitations.

**Reflection Agent.** As presented in Figure 3b, the reflection pattern incorporates self-evaluation mechanisms for intermediate result assessment. Unlike forward-only execution, this workflow enables agents to assess output quality and relevance through dual-module architectures where evaluative components provide feedback to generative components. Through iterative evaluation and generation cycles, agents progressively refine outputs, transforming static execution into adaptive, self-correcting workflows.

**Multi-Agent.** As demonstrated in Figure 3d, the multi-agent pattern enables collaborative problem-solving by distributing specialized roles across multiple agents. Each agent maintains localized memory and task-specific workflows, exchanging intermediate results through inter-agent communication upon subtask completion. This enables complex problem decomposition and scalable modularity while leveraging distributed processing and specialized expertise for tasks exceeding single-agent capabilities.

## 5 BENCHMARK OVERVIEW

### 5.1 Design Goals

Following typical system benchmark design goal classifications [60], we construct FDABench based on the four core benchmark design guidelines outlined by Jim Gray [21].

**Relevance.** We design FDABench, which encompasses 2,007 diverse tasks across different data sources, domains, difficulty levels, and task types, collected from four data agent-related benchmarks: Spider, Spider2.0, BIRD, and DABStep. For unstructured data, we also collect over 1,600 unstructured multi-modal files including PDF, audio, and video for vector database search across different data domains. During benchmark construction, we incorporate extensive web information utilizing Perplexity search [10] to enhance unstructured data diversity. Ultimately, FDABench provides 2,007 distinct data agent tasks covering three task types across multiple data formats, domains and difficulty levels to comprehensively evaluate data agent performance in multi-data source analytical scenarios.

**Simplicity.** To ensure benchmark simplicity, FDABench standardizes diverse data agent outputs into three concise task types: report, single-choice, and multiple-choice modes. This design transforms dynamic data agent responses into a fixed evaluation output format, thereby simplifying benchmark processing for users and enabling straightforward assessment of data agent systems’ complex reasoning and inference capabilities across different task types and data sources.

**Portability.** We design FDABench with strong generalization and portability to accommodate diverse target data agent systems. FDABench features custom interfaces that enable straightforward evaluation of incoming target systems, regardless of variations in foundation models, tools, or agent patterns. Given the current fragmentation and lack of standardization in existing agent patterns, we provide fair open-sourced implementations and comparisons of four typical agent architectures. With minimal modifications, target agent systems can be seamlessly integrated into our benchmark for evaluation.

**Scalability.** We design an agent-expert collaboration dataset generation framework to efficiently build FDABench with 2,007 diverse data agent tasks spanning multiple data formats, domains, difficulty levels, and task types, ensuring comprehensive benchmark scalability.

### 5.2 Benchmarking Workflow

As illustrated in Figure 4 and Figure 5, our benchmarking workflow consists of two primary phases: the Construction Phase and the Evaluation Phase, each designed to systematically generate and assess data agent capabilities.



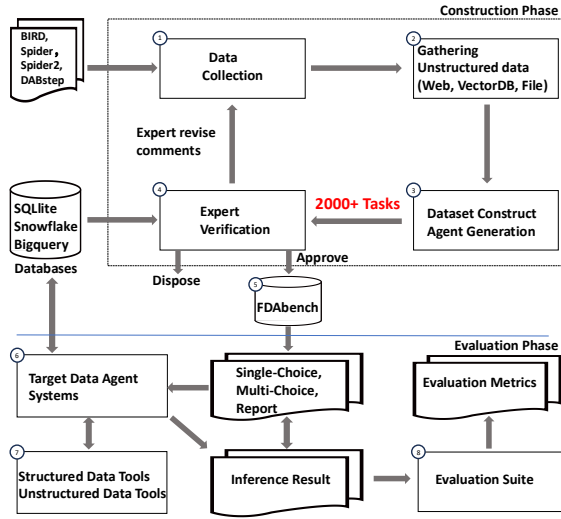


Figure 4: Overview of FDABench.

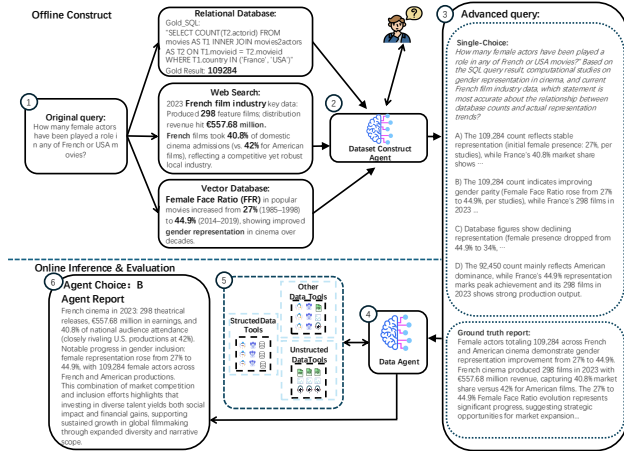


Figure 5: Example of Benchmark Framework.

**Construction Phase.** This phase generates comprehensive datasets containing query workloads and associated structured and unstructured data sources. The process begins with *Data Collection*, where we gather diverse unstructured data from multiple sources, including academic papers, web content, and multimedia files, alongside existing data agent datasets from established benchmarks like BIRD, Spider, and DABench.

Following the data collection phase, we implement *Dataset Construction Agent Generation* to first generate drafts of test case workloads. During this stage, we design three distinct task categories, including single-choice, multiple-choice, and report modes, that systematically evaluate data agents across heterogeneous data environments. These task types assess core capabilities, including data analysis, cross-modal reasoning, and inference capacity, while providing standardized metrics for both traditional database operations and emerging unstructured data requirements. For example, we use report mode to evaluate data agent performance in insight

generation and use choice-based queries to assess data agents’ performance in precise numerical result retrieval and reasoning scenarios. This automated generation leverages original gold SQL queries from validated datasets and ensures meaningful correspondence between natural language queries and database operations. The construction phase concludes with *Human Expert Verification*, where generated test case drafts undergo expert review and incorporation of human feedback. This process continues until experts approve both the generated queries and corresponding gold results, or until maximum iteration limits are reached. Approved tasks are stored in FDABench, while substandard drafts are discarded to maintain benchmark quality and reliability. We follow this framework to generate over 3,000 data agent tasks and retain 2,007 distinct data agent tasks after expert filtering.

**Evaluation Phase.** This phase systematically assesses *Target Data Agent Systems* using the constructed benchmark through comprehensive multi-stage evaluation. It begins by integrating various target data agent systems into our benchmark framework. These systems can invoke both structured data tools (e.g., traditional SQL-based tools, query optimization tools) and unstructured data tools (e.g., document processing tools, vector-based retrieval tools). Each target data agent system is configured to interface while maintaining its native processing capabilities. Subsequently, target systems process the FDABench data agent tasks across three distinct task categories (i.e., single-choice, multiple-choice, and report). During execution, target data agent systems generate responses in standardized formats that capture both final answers and intermediate reasoning steps, enabling detailed analysis of decision-making processes. Finally, the *Evaluation Suite* employs multiple complementary metrics to evaluate data agent performance across each task category.

## 6 DATASET CONSTRUCTION

As discussed previously, FDABench is designed to benchmark data agent performance over heterogeneous data sources in analytical workloads. To construct comprehensive analytical workloads across heterogeneous data, we first introduce our data collection methodology, then discuss the rationale behind the workload design, and finally present how we ensure the reliability of FDABench.

### 6.1 Data Collection

The first step in our data collection involves systematic integration and preprocessing of heterogeneous data sources. We collect four open-source large-scale datasets: Spider [55], Spider2.0 [29], BIRD [32], and DABstep [16]. These datasets comprehensively cover database text-to-SQL generation and multi-step reasoning tasks, providing a foundation for our data collection process. Following data cleaning and reorganization, we gather additional data for generating heterogeneous data analytic tasks. We collected and integrated unstructured data from over 50 domains across the internet, comprising more than 1,600 unstructured data files including PDF documents, audio recordings, and videos, embedding them into high-dimensional vector representations in vector databases.

To construct a benchmark for data agents in complex heterogeneous data analytics workloads, we acquire additional unstructured data beyond the initial text-to-SQL datasets and construct new complex query workloads. We employ unstructured data gathering

**Table 2: Data Schema Structure**

Field	Description
instance_id	Unique task identifier
db	Database name
level	Difficulty level
database_type	Database classification
question_type	Single_choice, Multiple_choice, or Report
tools_available	Available tools
gold_subtasks	Gold subtask steps
query	Natural language query
options	Answer choices - SC/MC only
correct_answer	Correct option(s) - SC/MC only
explanation	Answer justification - SC/MC only
ground_truth_report	Analysis report - Report only

tools like Perplexity search and vector database retrieval to gather supplementary unstructured information related to the original query for the next stage’s dataset generation. This approach captures external unstructured content and query-specific context that enhances the quality of workloads generated for data agents. Upon acquiring sufficient unstructured data, we implement an agent-expert collaboration dataset generation framework for validation to ensure data quality and consistency. This comprehensive data collection process serves as the foundation for constructing our data agent workload in heterogeneous data analytical scenarios.

## 6.2 Workload Design

To better evaluate data agents’ capabilities in multi-data source analytical scenarios, we design our workload with three distinct evaluation task categories targeting a comprehensive assessment of data agents’ analytical capabilities.

Our data schema comprises three primary task categories: single-choice (SC) Mode, multiple-choice (MC) Mode, and Report Mode. This design addresses Challenge 1: data agents’ outputs may exhibit dynamic answer formats that are non-standard and complicate the evaluation phase. Therefore, we design multiple task categories to standardize and comprehensively assess data agent performance. We design FDABench report mode which combines structured and unstructured data with real-world user queries, each paired with corresponding gold results, while we also construct single-choice and multiple-choice modes which include more numerical data or precise inference results in such heterogeneous data scenarios for evaluating data agents’ complex inference and reasoning capabilities.

**Choices-based Task.** We design single-choice and multiple-choice modes to address data agents’ dynamic response nature, whose response format is difficult to determine, by providing standardized answer formats for objective correctness assessment. We construct choice-based questions requiring agents to perform aggregation and reasoning across heterogeneous data sources. The single-choice mode focuses on precise analytical queries with numerical results. Multiple-choice mode extends to more complex analytical tasks that involve reasonable structured and unstructured data combined

### Algorithm 1 FDABench Dataset Generation Framework

---

**Require:** Database instance  $\mathcal{D} = \{T_1, \dots, T_n\}$ , original question  $q_0$ , gold SQL  $\text{sql}_0$ , max iterations  $K$

**Ensure:** Question-answer pairs  $Q = \{(q_i, a_i)\}_{i=1}^m$  with gold subtasks  $\mathcal{G} = \{\tau_j\}_{j=1}^\ell$

```

1: // – Phase 1: Initial Context Gathering –
2: Initialize:  $\mathcal{S}, \mathcal{R}, \mathcal{W}, \mathcal{V}, \mathcal{F} \leftarrow \emptyset$ 
3:  $\mathcal{S} \leftarrow \text{SCHEMAEXTRACT}(\mathcal{D})$ 
4:  $\mathcal{R} \leftarrow \text{EXECUTESQL}(\mathcal{D}, \text{sql}_0)$  // Execute gold SQL directly
5:  $\mathcal{W} \leftarrow \text{WEBSEARCH}(q_0)$ 
6:  $\mathcal{V} \leftarrow \text{VECTORSEARCH}(\text{embed}(q_0))$ 
7:  $\mathcal{F} \leftarrow \text{FILESEARCH}(q_0)$ 
8:  $\mathcal{I} \leftarrow \langle \mathcal{S}, \mathcal{R}, \mathcal{W}, \mathcal{V}, \mathcal{F} \rangle$ 
9:
10: // – Phase 2: Expert Verification and Refinement –
11: Initialize:  $\mathcal{H} \leftarrow \emptyset, k \leftarrow 0, \text{status} \leftarrow \text{PENDING}$ 
12:  $\mathcal{O}_0 \leftarrow \text{AGENT}(\mathcal{I}, q_0, \text{sql}_0)$  // Generate draft
13:  $\mathcal{O}_{\text{current}} \leftarrow \mathcal{O}_0$ 
14: while  $k < K$  and  $\text{status} \notin \{\text{ACCEPT}, \text{DISPOSE}\}$  do
15:    $k \leftarrow k + 1$ 
16:    $(\text{status}, C_k) \leftarrow \text{EXPERTREVIEW}(\mathcal{O}_{\text{current}})$ 
17:   //  $\text{status} \in \{\text{REVISE}, \text{ACCEPT}, \text{DISPOSE}\}$ 
18:   if  $\text{status} = \text{REVISE}$  then
19:      $\mathcal{H} \leftarrow \mathcal{H} \cup \{(\mathcal{O}_{\text{current}}, C_k)\}$ 
20:      $\mathcal{O}_{\text{current}} \leftarrow \text{AGENT}(\mathcal{I}, q_0, \text{sql}_0, \mathcal{H})$ 
21:   end if
22: end while
23:
24: // – Phase 3: Finalization –
25: if  $\text{status} = \text{DISPOSE}$  or  $k = K$  then
26:   return FAILURE // Disposed or max iterations reached
27: else if  $\text{status} = \text{ACCEPT}$  then
28:   return  $\mathcal{O}_{\text{current}}.\text{questions}, \mathcal{O}_{\text{current}}.\text{gold\_subtasks}$ 
29: end if

```

---

inference results, requiring the identification of multiple correct answers.

**Report-based Task.** Another urgent need for evaluating data agents is assessing report generation and inference capabilities. We provide Report Mode to address the need for evaluating data agents’ advanced report generation capabilities. Following traditional retrieval and RAG benchmark construction, we developed a Report Mode subset in FDABench containing gold results. This subset incorporates relational database analytical queries and unstructured data inference tasks to comprehensively assess inference skills in heterogeneous data scenarios. This mode requires agents to generate comprehensive reports demonstrating sophisticated database query processing, pattern identification, and synthesis of database insights with external knowledge sources.

## 6.3 Dataset Generation

Next, we introduce how we guarantee FDABench’s test cases’ reliability. As mentioned in Challenge 2, due to LLMs’ hallucination and human annotation’s expensive cost, constructing a reliable benchmark efficiently is vital for dataset construction. To address these

limitations, we design an agent-expert collaboration framework to maximize the efficiency and reliability of large-scale test cases. This design ensures the quality and reliability of FDABench while also providing a reusable framework for generating high-quality workloads across different tasks and domains.

**Phase 1 (Initialization):** As shown in Algorithm 1, we first extract original gold SQL queries from validated text-to-SQL datasets and execute them to obtain gold results, ensuring correctness between natural language queries and specific relational database operations. Then we design a data collection module that gathers comprehensive unstructured contextual information through web search, vector database retrieval, and file systems for the user’s natural language query based on database information and query intent. These designs enable FDABench to collect more relevant and complete content including both structured and unstructured data that serve as potential ground truth for subsequent dataset generation phases and ensure the correctness of appropriate gold subtasks for each query.

**Phase 2 (Expert Verification and Refinement):** As shown in Figure 4 and Algorithm 1 Phase 2, given the original query and relevant multi-data source content, the dataset construction agent first generates FDABench dataset instances for human expert review. This draft instance includes new queries considering structured data and unstructured data relationships. Human experts review the generated draft instances and carefully examine the reliability and reasonableness of relationships between the new queries and corresponding gold results. The expert has three choices: accept, dispose, or revise. Human experts review based on the quality of the generated results, ensuring that only reasonable and high-quality instances are included in FDABench.

When human experts provide revision comments, dataset construction agents will incorporate comments and reanalyze context history to generate a revised dataset instance. This iterative refinement process continues until experts approve both the generated new queries and their corresponding gold results or the maximum iteration count is reached.

**Phase 3 (Finalization):** As illustrated in Algorithm 1, after human expert decisions, accepted dataset instances with gold results are stored in FDABench. We then classify each dataset test case into three difficulty levels based on reasoning token and tool call counts to ensure hierarchical dataset difficulty. Generated task drafts that fail to meet quality standards and reach maximum iterations are discarded to maintain FDABench reliability and quality.

## 7 EXPERIMENTS

In this section, we first evaluate existing systems on FDABench, then conduct experiments examining each data agent workflow pattern’s impact across different dataset difficulty levels and LLMs, and finally provide data agent cost efficiency analysis.

### 7.1 Experimental Setting

**Dataset.** As shown in Figure 6, we have constructed 2,007 tasks across over 130 databases. Following BIRD [32], we classify our data across over 50 domains. The distribution demonstrates that FDABench encompasses diverse data domains, difficulty levels, and task categories.

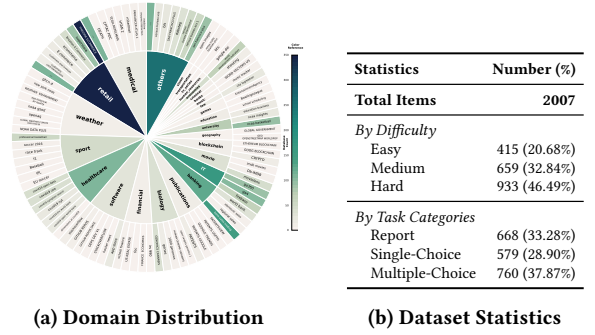


Figure 6: Dataset Distribution

**Environment.** We implement all experiments in Python and conduct experiments on an Ubuntu Server equipped with dual AMD EPYC 9555 64-core processors, 2.2 TB DDR4 RAM, and 5 NVIDIA H200 NVL GPUs. We utilize OpenRouter [9] to provide model inference services for our benchmark evaluation. We use DeepSeek-V3 [14] as the default inference model in Section 7.3 and Section 7.4.

**Evaluation Metrics.** Following typical data agent benchmarks [29, 32, 38, 55], we employ comprehensive evaluation metrics to assess both effectiveness and cost efficiency of each data agent method. For response quality evaluation, we utilize ROUGE-1 (R1) and ROUGE-L (RL) [34], which capture n-gram and longest-sequence overlaps with gold references respectively. We also utilize Exact Match (EX) to assess the correctness of data agents on single-choice(EX\_SC) and multiple-choice(EX\_MC) tasks. Additionally, we follow agent benchmarks [38] to select Tool Recall (TR) for measuring the proportion of required tools correctly invoked, and Success Rate (SR) metrics, defined as the ratio of successfully executed tool calls to total tools. For cost-efficiency evaluation, we utilize data agent end-to-end inference latency(Lat.), external model call(Ext.Call), token cost(Cost), monetary cost, and reasoning tokens to measure data agents’ performance across different dimensions.

**Evaluated System Implementation.** Since most data agent systems for general analytical queries (Dagent [52], Taiji [56], AOP [48], AgenticData [45]) are currently not open-source, we implement them based on their published papers. In addition, the semantic operator query systems and RAG systems lack complete agent decision capabilities, so we use the Planning Agent workflow to equip them with decision capabilities. However, we still find that existing works do not encompass all typical data agent workflows proposed in Section 4.2. Therefore, we implement and open-source four typical data agent workflow patterns as additional baselines in Section 4.2.

### 7.2 Evaluation on Target Systems

To demonstrate FDABench’s generalizability and adaptability, we evaluate three types of data agent systems. Specifically, they are: (1) general analytical query systems, (2) data agent systems optimized for semantic operator queries, and (3) data agent systems with RAG frameworks.

**7.2.1 General Analytical Query Systems.** To show FDABench’s applicability to general analytical systems, we evaluate several data agent methods for their multi-source data analysis and inference



capabilities. We implement their pipelines using the same foundation model (DeepSeek-V3 [14]) to ensure fair comparison. The selected baselines include:

- **DAgent [52]**: A framework partially classified as *Planning Agent workflow*. DAgent integrates planning, tools, and memory modules for table reasoning and provides analysis insights.
- **Taiji [56]**: A Model Context Protocol (MCP)-based data agent can be classified as *Multi Agent workflow*. Through this architecture, Taiji supports multi-modal data analytics, dispatching modality-specific sub-plans to distributed servers.
- **AOP [48]**: AOP is a data agent system designed for automated pipeline orchestration in LLMs for answering complex queries. AOP is broadly classified as *Planning Agent workflow*. However, it can also automatically and interactively optimize operators, which is similar to *Reflection Agent workflow*.
- **AgenticData [45]**: A data agent system classified as *Multi Agent workflow*. AgenticData converts natural language queries into semantic plans through multi-agent collaboration for cross-domain analysis.

**Performance Analysis.** As demonstrated in Table 3, architectural distinctions between planning-based workflow (e.g., DAgent) and Multi Agent workflow approaches reveal fundamental trade-offs in data agent design. First, for examining performance and effectiveness, we observe a clear difference between these two agent workflow types. For example, with the help of reflection and planning combined, AOP significantly outperforms DAgent’s purely planning-based method. This performance gap is also manifested in choice-based questions, where AOP’s EX scores exceed DAgent’s, demonstrating that complex agent architectures with reflection perform better in handling complex reasoning and precise numerical analytical scenarios.

Next, for efficiency, we find DAgent’s offline planning strategy achieves superior computational resource utilization, maintaining the lowest latency across all difficulty levels. In contrast, other complex workflow methods incur significant computational overhead: AOP shows moderate latency increase (165→225), while Multi Agent workflow approaches (e.g., AgenticData) suffer more latency penalties. Cost analysis reveals DAgent’s acceptable token increase, whereas other methods exhibit steeper cost increase.

Furthermore, external model call counts also serve as another key metric for evaluating data agent tool utilization, distinctly characterizing each data agent architectural design. DAgent’s lower average external model calls (4.1→5.1) reflect its pre-generated plans that eliminate runtime decision overhead. Other complex agent workflow methods require substantially more external model calls: AOP maintains moderate external model call counts (15.2→19.8), while Multi Agent workflow Taiji exhibits the highest external model call counts (26.4→31.1), indicating that complex data agents risk excessive tool invocation. Notably, Taiji’s excessive external model calls coupled with moderate performance expose the inefficiency of complex agent workflow design, suggesting that selecting suitable data agent workflows is essential for effective runtime adaptation.

In summary, the performance analysis reveals that architectural choice fundamentally determines data agent system performance rather than task-specific optimizations. DAgent’s offline planning excels in efficiency but suffers from adaptation limitations when

**Table 3: Different Data Agent Frameworks’ performance on FDABench across difficulty levels**

Method	Diff.	R1	RL	EX_SC	EX_MC	SR	Cost↓	Ext.Call↓	Lat.↓
DAgent	E	0.39	0.19	0.48	0.24	0.73	8220	4.1	178
	M	0.38	0.17	0.44	0.21	0.67	9488	4.7	192
	H	0.34	0.16	0.29	0.21	0.64	9983	5.1	211
Taiji	E	0.43	0.22	0.41	0.37	0.71	14113	26.4	202
	M	0.42	0.20	0.32	0.27	0.67	14655	28.8	221
	H	0.37	0.18	0.27	0.25	0.65	17575	31.1	255
AOP	E	0.51	0.24	0.62	0.41	0.79	12350	15.2	165
	M	0.44	0.21	0.48	0.38	0.76	13780	17.6	189
	H	0.41	0.19	0.35	0.31	0.71	15120	19.8	225
AgenticData	E	0.48	0.21	0.66	0.39	0.78	15833	28.5	226
	M	0.39	0.19	0.40	0.37	0.74	17153	21.8	274
	H	0.38	0.17	0.31	0.28	0.68	17958	25.2	298

**Table 4: Data agent with semantic operator performance on FDABench across difficulty levels**

Method	Diff.	R1	RL	EX_SC	EX_MC	SR	Cost↓	Ext.Call↓	Lat.↓
Lotus	E	0.43	0.21	0.81	0.52	0.89	26485	98.2	642
	M	0.45	0.19	0.41	0.33	0.66	31192	95.8	658
	H	0.47	0.21	0.78	0.14	0.74	33973	97.4	652
Palimpsest	E	0.41	0.17	0.18	0.38	0.82	42529	152.3	1015
	M	0.38	0.19	0.28	0.42	0.59	47761	158.7	1039
	H	0.32	0.35	0.38	0.18	0.68	46095	154.1	1027
DocETL	E	0.42	0.20	0.79	0.51	0.87	27297	101.5	669
	M	0.46	0.21	0.43	0.39	0.65	32901	104.2	683
	H	0.48	0.20	0.76	0.16	0.73	35310	99.6	677

**Table 5: Data agent with different RAG methods performance on FDABench across difficulty levels**

Method	Diff.	R1	RL	EX_SC	EX_MC	SR	Cost↓	Ext.Call↓	Lat.↓
GraphRAG	E	0.35	0.17	0.45	0.28	0.65	10501	23.8	291
	M	0.33	0.15	0.38	0.25	0.61	10555	24.4	293
	H	0.31	0.14	0.25	0.22	0.58	11232	24.8	295
HippoRAG2	E	0.37	0.18	0.47	0.30	0.68	12332	13.2	240
	M	0.35	0.16	0.40	0.27	0.64	13324	13.8	243
	H	0.33	0.15	0.28	0.24	0.61	14144	14.2	245
CORAG	E	0.41	0.20	0.52	0.33	0.72	3513	4.0	197
	M	0.39	0.18	0.45	0.30	0.68	3896	4.6	198
	H	0.36	0.17	0.32	0.27	0.65	4322	5.1	202
NaiveRAG	E	0.33	0.15	0.41	0.25	0.62	2843	2.1	198
	M	0.31	0.14	0.35	0.22	0.58	3128	2.5	199
	H	0.29	0.13	0.24	0.20	0.55	3409	2.8	202

task complexity increases. Complex agent workflow methods (AOP, AgenticData, Taiji) achieve superior effectiveness but incur computational cost penalties in latency and token, which represents an important consideration factor for future data agent design.

**7.2.2 Semantic Operator Query Systems.** FDABench also supports evaluating data agents equipped with semantic operators. Semantic operator systems enable data agents to leverage natural language understanding for interpreting user queries, providing more precise retrieval results. However, many semantic operators lack self-decision capabilities for automatic tool invocation and orchestration. To address this limitation, FDABench’s design interface allows semantic operator systems to replace data processing components while maintaining consistent evaluation metrics and benchmarking standards.

In this section, we evaluate several mainstream semantic operator query systems using FDABench, assessing their performance

across heterogeneous data scenarios. Since some semantic operator systems lack complete agent self-decision capabilities, we employ the Planning Agent workflow, replacing relevant components with semantic operators using identical models (DeepseekV3 [14]) for fair comparison.

- **Palimpzest [35]**: A declarative framework optimizing LLM-driven analytics through semantic operators (`sem_add_columns`, `sem_filter`, `retrieve`) for unified computation across structured and unstructured data.
- **LOTUS [42]**: A semantic operator programming model, which provides a unified DataFrame API with cross-modal operators (`sem_sim_join`, `sem_agg`, `sem_topk`) and batched inference for efficient computation.
- **DocETL [43]**: A framework optimizing complex document processing pipelines through LLMs, providing declarative YAML-based interface for multi-modal processing workflows with specialized operators.

**Performance Analysis.** As shown in Table 4, semantic operator query systems exhibit distinct resource utilization patterns that reflect their architectural priorities: LOTUS and DocETL demonstrate better performance with consistent external model call counts (about 100) and moderate latency (640-680s), while Palimpzest requires higher computational overhead (150+ external model calls). Despite these differences, all three frameworks achieve superior response quality and inference accuracy in FDABench, compared to general analytical systems from Section 7.2.1. These results reveal a fundamental trade-off where semantic operator systems universally prioritize semantic understanding depth at computational cost requiring 6-20x more resources. This approach achieves higher accuracy and quality despite increased computational cost, suggesting that future data agent design must balance semantic depth with operational efficiency.

**7.2.3 RAG Systems.** FDABench also supports evaluation and compatibility for data agents with RAG frameworks. FDABench can easily accommodate various RAG frameworks through interface and dataset compatibility.

To demonstrate FDABench’s generalizability to data agent systems with RAG frameworks, we evaluate several mainstream RAG frameworks on FDABench in this section. Since RAG frameworks also lack agent self-decision capabilities, we equip RAG frameworks with the Planning workflow using the same foundation model (DeepSeek-V3 [14]) as in Section 7.2.2 to ensure fair comparison. The selected RAG frameworks:

- **CORAG [50]**: A cost-constrained RAG framework using Monte Carlo Tree Search for chunk combination order selection, considering correlations and non-monotonic utility within cost constraints.
- **GraphRAG [15]**: A graph-based method that uses LLMs to extract entities/relationships as nodes/edges, aggregates them into communities, and produces community summaries for contexts.
- **HippoRAG2 [23, 24]**: A neurobiologically inspired graph-based RAG framework that enhances retrieval performance with integrated knowledge graphs and recognition memory.
- **NaiveRAG [39]**: A basic retrieval approach conducting vector similarity search for candidate chunks, followed by reranker model for reranking.

**Performance Analysis.** Graph-based indexing methods such as GraphRAG and HippoRAG demonstrate the highest number of external model calls (23-25 times) for index construction and exhibit higher latency, while NaiveRAG achieves the lowest external model calls. CORAG’s optimization strategies effectively balance retrieval accuracy with computational overhead, representing successful cost-aware RAG design practices. These results demonstrate that in data agent applications with RAG frameworks, increased computational cost and complexity may not directly yield corresponding performance gains in analytical scenarios. Given the necessity for data agents to process diverse unstructured data, future data agents with RAG selection should prioritize efficiency and cost considerations due to the substantial performance disparities observed across different RAG approaches.

*Observation 1.* Regarding data agent architectural trade-offs, complex data agent architectures like Multi Agent workflow methods demonstrate superior heterogeneous data analytical capabilities but incur higher costs, whereas simple data agent workflows and RAG systems offer cost-effective solutions with moderately reduced quality. Future data agent design may require cost-aware strategies, selecting semantic processing and Multi Agent workflows for complex analytical tasks while utilizing lightweight frameworks for simple queries, balancing inference quality against computational efficiency.

**Summary.** Whether the target system is a complete data agent or a component within a data agent architecture, FDABench maintains its evaluation capabilities through standardized interfaces and metrics. We conduct extensive experiments across different data agent workflow methods and components to demonstrate the trade-offs in the selection and design of data agent architectures.

### 7.3 Impact of Data Agent Workflow Patterns

As the above data agent methods cannot comprehensively cover all typical data agent workflows, we conduct experiments to comprehensively evaluate data agent performance by assessing the effectiveness of different foundation LLM models across various data agent workflow patterns and workload difficulty levels. The selected models include: Claude-Sonnet-4 [1], Gemini series [5], GPT-5 series [8], Llama-4-Maverick [47], DeepSeek series [14], Qwen series [11], Kimik2 [7], and CodeStral [6].

**Workflow Performance Across LLMs.** We utilize FDABench to examine four typical data agent workflow patterns mentioned in Section 4.2 and measure their effectiveness systematically. First, as shown in Table 6, the Reflection pattern achieves the best response quality in report mode and choice accuracy scores in the four agent patterns evaluated across the different LLMs. We attribute this superior performance to iterative self-reflection mechanisms that enable LLMs to maximally leverage intermediate results for making correct decisions and generating more accurate responses. Furthermore, models pretrained on agent scenarios demonstrate pronounced advantages in complex agent architectures, with agent-specific pretraining models (such as Kimi-k2) exhibiting significant performance improvements under Multi Agent and Reflection patterns. This demonstrates that reflection agents significantly

**Table 6: Effectiveness comparison across varying data agent workflow patterns and different LLMs (best performance in bold, second-best underlined)**

Methods	Reflection						Planning						Tool-use						Multi-agent					
	R1↑	RL↑	EX↑	TR↑	SR↑	Cost↓	R1↑	RL↑	EX↑	TR↑	SR↑	Cost↓	R1↑	RL↑	EX↑	TR↑	SR↑	Cost↓	R1↑	RL↑	EX↑	TR↑	SR↑	Cost↓
gpt-5	0.374	0.171	<b>0.628</b>	0.404	0.358	12325	0.203	0.114	<b>0.610</b>	0.374	0.432	4441	0.362	0.165	<u>0.536</u>	0.132	0.386	<b>2636</b>	0.351	0.157	<u>0.622</u>	<u>0.404</u>	0.485	11800
gpt-5-mini	0.327	0.141	<u>0.553</u>	0.393	0.360	12383	0.309	0.146	0.562	0.356	0.561	6229	0.321	0.143	<b>0.583</b>	<u>0.363</u>	0.213	3571	0.297	0.133	0.581	0.384	0.519	15250
gpt-oss-120b	0.349	0.155	0.458	0.232	0.615	<u>6164</u>	0.323	0.151	0.438	0.357	0.551	6044	0.349	0.158	0.493	0.311	0.511	2803	0.351	0.153	0.549	0.365	0.499	20848
llama-4-maverick	<u>0.442</u>	<b>0.216</b>	0.305	0.386	0.355	9792	0.278	0.140	0.267	0.328	0.530	4448	<b>0.445</b>	<b>0.214</b>	0.237	0.314	0.499	7220	0.414	<b>0.205</b>	0.236	0.391	0.542	10047
claude-sonnet-4	0.429	0.192	0.153	0.377	<u>0.676</u>	<b>5073</b>	0.230	0.114	0.160	<b>0.515</b>	<u>0.620</u>	<b>4136</b>	0.419	0.188	0.153	<b>0.377</b>	0.676	5073	0.362	0.167	0.296	<b>0.520</b>	0.554	9080
deepseek-r1-0528	0.379	0.170	0.439	<b>0.440</b>	0.442	25524	0.251	0.128	0.448	0.429	<b>0.622</b>	14188	0.380	0.175	0.373	0.301	<b>0.808</b>	9851	0.369	0.157	0.511	0.268	0.533	14941
deepseek-chat-v3-0324	0.384	0.176	0.295	0.380	0.290	8841	0.329	0.157	0.310	0.322	0.541	<u>4233</u>	0.378	0.180	0.225	0.270	0.660	5472	0.407	0.183	0.458	0.324	0.482	<b>6574</b>
gemini-2.5-flash	0.397	0.181	0.261	0.390	0.469	25928	0.379	<u>0.169</u>	0.349	0.275	0.489	6316	0.384	0.178	0.202	0.327	0.462	6815	0.367	0.170	0.385	0.322	0.463	24678
gemini-2.5-pro	0.418	0.188	0.267	0.273	0.227	33996	0.330	<u>0.156</u>	0.191	0.166	0.373	9352	<u>0.433</u>	0.193	0.152	0.213	0.357	4952	0.357	0.161	0.369	0.221	0.431	18727
qwen3-30b-a3b	0.428	0.195	0.224	0.424	0.529	29759	<b>0.427</b>	<b>0.183</b>	<u>0.605</u>	0.302	0.514	8158	0.412	0.189	0.147	0.286	<u>0.681</u>	8326	0.411	0.186	<b>0.627</b>	0.344	<u>0.588</u>	15125
kimi-k2	0.432	0.184	0.305	<u>0.431</u>	<b>0.707</b>	15703	<u>0.407</u>	0.167	0.579	0.350	0.448	4378	0.416	0.181	0.288	0.358	0.622	5170	<u>0.424</u>	0.182	0.584	0.379	<b>0.644</b>	7605
codestral-2508	<b>0.457</b>	<u>0.210</u>	0.222	0.417	0.277	13047	0.344	0.162	0.198	0.338	0.491	4420	0.421	<u>0.197</u>	0.261	0.220	0.473	3980	<b>0.435</b>	<u>0.203</u>	0.535	0.355	0.442	9364

**Table 7: Data Agent workflows performance across difficulty levels**

Method	Diff.	R1	RL	EX	TR	SR	Cost↓	Time↓
Reflection	E	0.389	0.180	0.361	0.409	0.405	8820	98
	M	0.386	0.179	0.333	0.403	0.403	9397	136
	H	0.377	0.169	0.240	0.306	0.280	11270	171
Planning	E	0.344	0.186	0.457	0.384	0.606	3566	64
	M	0.327	0.159	0.285	0.269	0.515	4788	65
	H	0.326	0.152	0.184	0.251	0.498	5275	66
Tool-use	E	0.409	0.195	0.348	0.281	0.669	4158	78
	M	0.373	0.178	0.217	0.259	0.665	5484	79
	H	0.370	0.174	0.191	0.235	0.656	6632	81
Multi-agent	E	0.430	0.194	0.566	0.334	0.498	6190	212
	M	0.412	0.182	0.442	0.287	0.489	6650	230
	H	0.390	0.179	0.265	0.266	0.470	6799	246

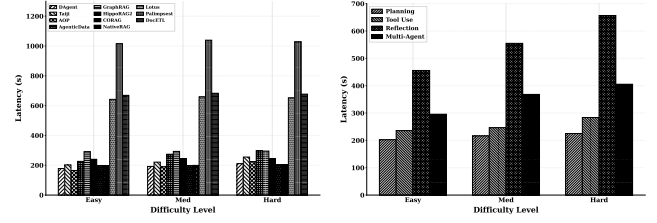
enhance reasoning quality through complementary synergies between advanced model capabilities and sophisticated architectural frameworks, validating the value of self-correction in collaborative settings.

Second, we observe that the Planning Agent demonstrates best cost efficiency, achieving the lowest costs while maintaining strong performance on TR (tool recall) metrics. This reflects the economic advantages and tool invocation reliability benefits of planning strategies in complex data agent reasoning tasks, which we discuss further in Section 7.4.

Moreover, we find the Multi Agent pattern excels in EX metrics, with combinations like the Multi Agent pattern with Kimi-k2 achieving 0.584, though at higher computational costs. Since FDABench’s single-choice and multiple-choice workload are designed to measure complex multi-step reasoning, and most of the options include precise results, this indicates that multi-agent collaboration demonstrates considerable effectiveness in such scenarios while incurring relatively high costs.

Finally, the Tool-use workflow exhibits polarized performance across different foundation LLM models. Certain models achieve exceptional results under Tool-use Agent (such as Deepseek-r1 with SR=0.808), while others show mediocre performance, indicating significant foundation model dependent variations in tool utilization capabilities which can serve as a reference for assessing models’ tool invocation proficiency.

**Workflow Performance Across Workload Difficulty.** As shown in Table 7, we evaluate different data agent workflows’ performance across varying complexity levels. The Planning Agent demonstrates

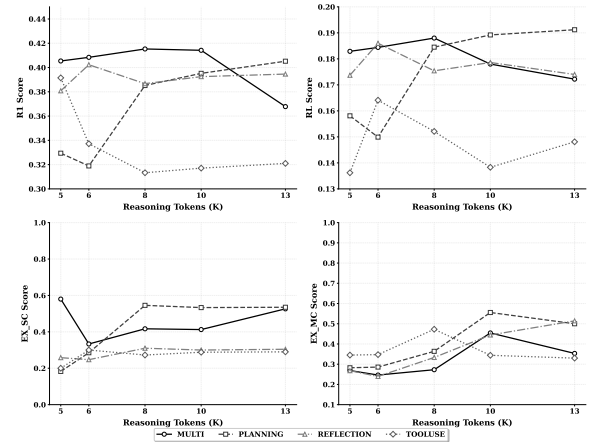


(a) Target Systems Efficiency

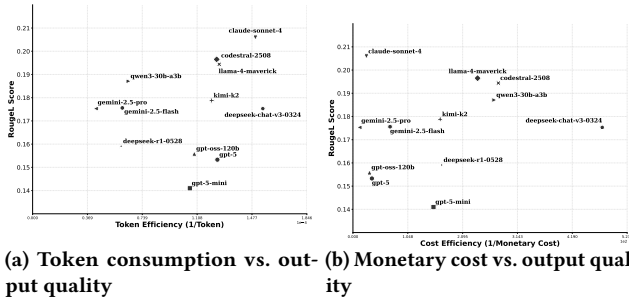
(b) Agent Workflows Efficiency

**Figure 7: Computational Efficiency Comparison****Table 8: Breakdown latency across different agent patterns on various difficulty levels**

Method	Difficulty	Decision/s	Execute/s	Retry/s	Generate/s	Total/s
Planning	Easy	55.04 (27.19%)	74.34 (36.73%)	6.02 (2.97%)	67.00 (33.10%)	202.40
	Med	59.80 (27.65%)	77.89 (36.02%)	3.29 (1.52%)	75.27 (34.81%)	216.25
	Hard	63.70 (28.31%)	85.12 (37.84%)	3.81 (1.69%)	72.34 (32.16%)	224.97
Tool Use	Easy	86.83 (36.83%)	71.55 (30.35%)	0.60 (0.25%)	76.78 (32.57%)	235.76
	Med	98.71 (40.05%)	79.91 (32.42%)	1.82 (0.74%)	66.05 (26.80%)	246.49
	Hard	119.53 (42.13%)	88.39 (31.15%)	0.77 (0.27%)	75.03 (26.45%)	283.72
Reflection	Easy	125.30 (27.49%)	149.03 (32.70%)	119.77 (26.28%)	61.63 (13.52%)	455.73
	Med	183.01 (32.98%)	158.65 (28.59%)	148.18 (26.70%)	65.08 (11.73%)	554.92
	Hard	233.20 (35.50%)	165.00 (25.12%)	189.20 (28.81%)	69.41 (10.57%)	656.81
Multi-Agent	Easy	82.79 (28.00%)	111.02 (37.55%)	34.75 (11.75%)	67.11 (22.70%)	295.67
	Med	135.93 (36.92%)	123.80 (33.63%)	36.60 (9.94%)	71.84 (19.51%)	368.17
	Hard	166.82 (41.16%)	119.91 (29.58%)	42.44 (10.47%)	76.17 (18.79%)	405.34

**Figure 8: Reasoning Token Scaling Analysis of Different Agent Patterns**

superior cost-efficiency (averaging 43% lower token cost) but exhibits significant performance degradation on hard tasks, indicating limited adaptability when difficulty increases, similar to DAgent’s



**Figure 9: Performance trade-offs across token, cost, and quality dimensions**

performance in Section 7.2.1. Conversely, the Multi Agent workflow shows remarkable robustness, suggesting that collaborative approaches become increasingly valuable for complex analytical tasks. Tool-use Agent maintain the highest success rates across all difficulties (SR>0.65) with minimal degradation, demonstrating the importance of robust tool utilization capabilities for handling diverse complexity levels.

**Observation 2. taA "Cognitive Load Mismatch"** emerges between model thinking paradigms and agent workflow complexity. Non-thinking models (e.g., Kimi-K2) outperform thinking models (e.g., DeepSeek-R1) in complex Multi Agent workflows, while the reverse holds for simpler Planning Agent workflows. This suggests explicit internal reasoning creates a *double reasoning penalty* when combined with complex external data agent coordination, which indicates that data agent design should consider model selection when employing complex workflows.

## 7.4 Cost Efficiency Analysis

**End-to-end Efficiency.** We also conduct detailed efficiency experiment analysis with a fixed LLM (DeepseekV3 [14]) to characterize the efficiency across data agent methods mentioned in Section 7.2.1 and Section 4.2. The results are shown in Figure 7.

To evaluate data agent systems’ efficiency, we compare the end-to-end latency of each data agent method. We find that simpler architectures like Planning Agent workflows (e.g., DAgent) demonstrate superior robustness as task difficulty increases. DAgent and data agents with RAG exhibit lower latency growth, while complex multi-agent systems such as AgenticData show steeper efficiency degradation.

Similarly, we compare the end-to-end latency of different workflow patterns across various difficulty levels. Regarding efficiency across workflow patterns, Planning Agents maintain the lowest end-to-end latency across all difficulty levels, demonstrating the efficiency advantages of the Planning Agent workflow. Conversely, Reflection Agents exhibit 2-3 times higher latency than Planning Agents, with the steepest growth as difficulty increases, indicating that iterative reflection mechanisms improve quality at significant computational costs, thereby limiting their feasibility in real-time applications.

**Efficiency Breakdown.** Each data agent workflow decomposes into four steps: *Decision*, *Execute*, *Retry*, and *Generate*. We evaluate the breakdown across the four workflow patterns. As shown

In Table 8, the Reflection pattern’s retry mechanisms create efficiency bottlenecks. Retry time proportion increases with task difficulty, indicating reflection workflows require more iterative corrections for complex tasks, explaining their high quality but low efficiency. The Planning Agent achieves optimal time allocation balance, maintaining stable ratios across difficulty levels (Decision 28%, Execute 37%) with minimal retry proportions (<3%), demonstrating planning workflow advantages. The Multi Agent workflow exhibits significant coordination overhead with higher latency. Decision time proportion increases substantially with difficulty, reflecting communication costs inherent in Multi Agent workflows.

**Reasoning Token Scaling Analysis.** As mentioned previously, reasoning cost is vital to inference quality. To understand how different workflow patterns utilize reasoning tokens and their impact on data agent performance, we analyze scaling laws across patterns. As shown in Figure 8, we find that with increasing reasoning tokens, tool use and reflection workflows demonstrate consistent quality improvements. However, additional reasoning tokens do not necessarily guarantee inference quality gains, as Planning Agent and Multi Agent workflows exhibit erratic performance, suggesting reasoning token effectiveness is limited to reasoning-intensive workflows such as reflection. For planning workflows that generate plans in single iterations, improvements are minimal. This indicates opportunities for workflow-specific reasoning token allocation to improve data agent performance rather than uniform resource distribution, representing an optimization strategy for data agent systems.

**Cost-Quality Trade-offs Analysis.** For data agent design, identifying the most efficient LLM is crucial. We conduct a comprehensive cost-quality trade-off analysis as shown in Figure 9. Our analysis reveals that Claude-Sonnet-4 and DeepSeek-V3 constitute the efficiency frontier, representing optimal trade-offs between computational cost and inference quality, while other models exhibit suboptimal performance across these dimensions.

**Observation 3.** We identify a "reasoning efficiency paradox" in data agent architectures: we discover cognitive load redistribution patterns where complex agent workflows like Reflection Agent exhibit high retry costs (26-29%) but low generation time (10-14%), while Planning Agent show the inverse (retry <3%, generation 32-35%). This reveals that data agent workflows can reorganize computation by moving reasoning phases to earlier decision phases, providing trade-off insights for future data agent designs that can adapt based on task scenarios and difficulty levels, balancing upfront reasoning against iterative refinement.

## 8 CONCLUSION

In this work, we propose FDABench, a comprehensive benchmark for evaluating data agent performance across heterogeneous analytical scenarios encompassing analysis, calculation, and reasoning tasks. We introduce an agent-expert collaboration framework for reliable and efficient dataset construction, ensuring benchmark quality and scalability. Experimental evaluation across multiple methodologies yields key insights into data agent capabilities and validates FDABench’s effectiveness as an evaluation framework for advancing data agent research.

## REFERENCES

- [1] 2025. Anthropic. <https://www.anthropic.com/>.
- [2] 2025. Bing. <https://www.bing.com/>.
- [3] 2025. Databricks. <https://www.databricks.com/product/artificial-intelligence/agent-bricks>.
- [4] 2025. deeplearning.ai. <https://www.deeplearning.ai/>.
- [5] 2025. Google. <https://gemini.google.com/>.
- [6] 2025. Mistral. <https://mistral.ai/>.
- [7] 2025. moonshotai. <https://moonshotai.github.io/Kimi-K2/>.
- [8] 2025. OpenAI. <https://chat.openai.com/>.
- [9] 2025. OpenRouter. <https://openrouter.ai/>.
- [10] 2025. Perplexity. <https://www.perplexity.ai/>.
- [11] 2025. Qwen. <https://chat.qwen.ai/>.
- [12] Simran Arora, Brandon Yang, Sabri Eyuboglu, Avanika Narayan, Andrew Hojell, Immanuel Trummer, and Christopher Ré. 2023. Language Models Enable Simple Systems for Generating Structured Views of Heterogeneous Data Lakes. *Proc. VLDB Endow.* 17, 2 (2023), 92–105.
- [13] Daniel Cohen, Liu Yang, and W. Bruce Croft. 2018. WikiPassageQA: A Benchmark Collection for Research on Non-factoid Answer Passage Retrieval. In *SIGIR 2018*. 1165–1168.
- [14] DeepSeek-AI, Aixin Liu, Bei Feng, Bing Xue, and Bingxuan Wang et al. 2024. DeepSeek-V3 Technical Report. *CoRR* abs/2412.19437 (2024).
- [15] Darren Edge, Ha Trinh, Newman Cheng, Joshua Bradley, Alex Chao, Apurva Mody, Steven Truitt, and Jonathan Larson. 2024. From Local to Global: A Graph RAG Approach to Query-Focused Summarization. *CoRR* abs/2404.16130 (2024).
- [16] Alex Egg, Martin Iglesias Goyanes, Friso Kingma, Andreu Mora, Leandro von Werra, and Thomas Wolf. 2025. DABstep: Data Agent Benchmark for Multi-step Reasoning. *CoRR* abs/2506.23719 (2025). [arXiv:2506.23719](https://arxiv.org/abs/2506.23719)
- [17] Ju Fan, Zihui Gu, Songyue Zhang, Yuxin Zhang, Zui Chen, Lei Cao, Guoliang Li, Samuel Madden, Xiaoyong Du, and Nan Tang. 2024. Combining Small Language Models and Large Language Models for Zero-Shot NL2SQL. *Proc. VLDB Endow.* 17, 11 (2024), 2750–2763.
- [18] Robert Friel, Masha Belyi, and Atindriyo Sanyal. 2024. RAGBench: Explainable Benchmark for Retrieval-Augmented Generation Systems. *CoRR* abs/2407.11005 (2024). [arXiv:2407.11005](https://arxiv.org/abs/2407.11005)
- [19] Dawei Gao, Haibin Wang, Yaliang Li, Xiuyu Sun, Yichen Qian, Bolin Ding, and Jingren Zhou. 2024. Text-to-SQL Empowered by Large Language Models: A Benchmark Evaluation. *Proc. VLDB Endow.* 17, 5 (2024), 1132–1145.
- [20] Orest Gkini, Theofilos Belmpas, Georgia Koutrika, and Yannis E. Ioannidis. 2021. An In-Depth Benchmarking of Text-to-SQL Systems. In *SIGMOD '21: International Conference on Management of Data.*, ACM, 632–644.
- [21] Jim Gray. 1991. *The Benchmark Handbook for Database and Transaction Systems (1st Edition)*. Morgan Kaufmann.
- [22] Zihui Gu, Ju Fan, Nan Tang, Lei Cao, Bowen Jia, Sam Madden, and Xiaoyong Du. 2023. Few-shot Text-to-SQL Translation using Structure and Content Prompt Learning. *Proc. ACM Manag. Data* 1, 2 (2023), 147:1–147:28.
- [23] Bernal Jimenez Gutierrez, Yiheng Shu, Yu Gu, Michihiro Yasunaga, and Yu Su. 2024. HippoRAG: Neurobiologically Inspired Long-Term Memory for Large Language Models. In *NeurIPS*.
- [24] Bernal Jiménez Gutiérrez, Yiheng Shu, Weijian Qi, Sizhe Zhou, and Yu Su. 2025. From RAG to Memory: Non-Parametric Continual Learning for Large Language Models. *CoRR* abs/2502.14802 (2025).
- [25] Xinyi Hou, Yanjie Zhao, Shenao Wang, and Haoyu Wang. 2025. Model Context Protocol (MCP): Landscape, Security Threats, and Future Research Directions. *CoRR* abs/2503.23278 (2025). [arXiv:2503.23278](https://arxiv.org/abs/2503.23278)
- [26] Wenbo Hu, Jia-Chen Gu, Zi-Yi Dou, Mohsen Fayyaz, Pan Lu, Kai-Wei Chang, and Nanyun Peng. 2025. MRAG-Bench: Vision-Centric Evaluation for Retrieval-Augmented Multimodal Models. In *ICLR 2025*.
- [27] Saehan Jo and Immanuel Trummer. 2024. ThalamusDB: Approximate Query Processing on Multi-Modal Data. *Proc. ACM Manag. Data* 2, 3 (2024), 186.
- [28] George Katsogiannis-Meimarakis and Georgia Koutrika. 2023. A survey on deep learning approaches for text-to-SQL. *VLDB J.* 32, 4 (2023), 905–936.
- [29] Fangyu Lei, Jixuan Chen, Yuxiao Ye, Ruisheng Cao, Dongchan Shin, Hongjin Su, Zhaoqing Suo, Hongcheng Gao, Wenjing Hu, Pengcheng Yin, Victor Zhong, Caiming Xiong, Ruoxi Sun, Qian Liu, Sida Wang, and Tao Yu. 2025. Spider 2.0: Evaluating Language Models on Real-World Enterprise Text-to-SQL Workflows. In *ICLR 2025*.
- [30] Boyan Li, Yuyu Luo, Chengliang Chai, Guoliang Li, and Nan Tang. 2024. The Dawn of Natural Language to SQL: Are We Fully Ready? *Proc. VLDB Endow.* 17, 11 (2024), 3318–3331.
- [31] Haoyang Li, Jing Zhang, Hanbing Liu, Ju Fan, Xiaokang Zhang, Jun Zhu, Renjie Wei, Hongyan Pan, Cuiping Li, and Hong Chen. 2024. CodeS: Towards Building Open-source Language Models for Text-to-SQL. *Proc. ACM Manag. Data* 2, 3 (2024), 127.
- [32] Jinyang Li et al. 2023. Can LLM Already Serve as A Database Interface? A Big Bench for Large-Scale Database Grounded Text-to-SQLs. In *NeurIPS 2023*.
- [33] Peng Li, Yeye He, Dror Yashar, Weiwei Cui, Song Ge, Haidong Zhang, Danielle Rifinski Fainman, Dongmei Zhang, and Surajit Chaudhuri. 2024. Table-GPT: Table Fine-tuned GPT for Diverse Table Tasks. *Proc. ACM Manag. Data* 2, 3 (2024), 176.
- [34] Chin-Yew Lin. 2004. ROUGE: A Package for Automatic Evaluation of Summaries. In *Text Summarization Branches Out*. Barcelona, Spain, 74–81.
- [35] Chunwei Liu, Matthew Russo, Michael Cafarella, Lei Cao, Peter Baile Chen, Zui Chen, Michael Franklin, Tim Kraska, Samuel Madden, Rana Shahout, and Gerardo Vitagliano. 2025. Palimpsest: Optimizing AI-Powered Analytics with Declarative Query Processing. In *CIDR*.
- [36] Chunwei Liu, Gerardo Vitagliano, Brandon Rose, Matthew Printz, David Andrew Samson, and Michael J. Cafarella. 2025. PalimpChat: Declarative and Interactive AI analytics. In *Companion of the 2025 International Conference on Management of Data, SIGMOD 2025*. ACM, 183–186.
- [37] Xiao Liu, Hao Yu, Hanchen Zhang, Yifan Xu, Xuanyu Lei, Hanyu Lai, Yu Gu, Hangliang Ding, Kaiwen Men, Kejuan Yang, Shudan Zhang, Xiang Deng, Aohan Zeng, Zhengxiao Du, Chenhui Zhang, Sheng Shen, Tianjun Zhang, Yu Su, Huan Sun, Minlie Huang, Yuxiao Dong, and Jie Tang. 2024. AgentBench: Evaluating LLMs as Agents. In *ICLR 2024*.
- [38] Chang Ma, Junlei Zhang, Zhihao Zhu, Cheng Yang, Yujiu Yang, Yaohui Jin, Zhenzhong Lan, Lingpeng Kong, and Junxian He. 2024. AgentBoard: An Analytical Evaluation Board of Multi-turn LLM Agents. In *NeurIPS 2024*.
- [39] Xinbei Ma, Yeyun Gong, Pengcheng He, Hai Zhao, and Nan Duan. 2023. Query rewriting in retrieval-augmented large language models. In *EMNLP*.
- [40] Grégoire Mialon, Clémentine Fourrier, Thomas Wolf, Yann LeCun, and Thomas Scialom. 2024. GAIA: a benchmark for General AI Assistants. In *The Twelfth International Conference on Learning Representations, ICLR 2024*.
- [41] Tri Nguyen, Mir Rosenberg, Xia Song, Jianfeng Gao, Saurabh Tiwary, Rangan Majumder, and Li Deng. 2016. MS MARCO: A Human Generated Machine Reading Comprehension Dataset. In *NeurIPS*, Vol. 1773.
- [42] Liana Patel, Siddharth Jha, Melissa Pan, Harshit Gupta, Parth Asawa, Carlos Guestrin, and Matei Zaharia. 2025. Semantic Operators and Their Optimization: Enabling LLM-Based Data Processing with Accuracy Guarantees in LOTUS. *Proc. VLDB Endow.* 18, 11 (2025), 4171–4184.
- [43] Shreya Shankar, Tristan Chambers, Tarak Shah, Aditya G. Parameswaran, and Eugene Wu. 2025. DocETL: Agentic Query Rewriting and Evaluation for Complex Document Processing. *Proc. VLDB Endow.* 18, 9 (2025), 3035–3048.
- [44] Ben Snyder, Marius Moisesescu, and Muhammad Bilal Zafar. 2024. On Early Detection of Hallucinations in Factual Question Answering. In *KDD*. 2721–2732.
- [45] Ji Sun, Guoliang Li, Peiyao Zhou, Yihui Ma, Jingzhe Xu, and Yuan Li. 2025. AgenticData: An Agentic Data Analytics System for Heterogeneous Data. *arXiv preprint arXiv:2508.05002* (2025).
- [46] Maojun Sun, Ruijian Han, Binyan Jiang, Houduo Qi, Defeng Sun, Yancheng Yuan, and Jian Huang. 2024. A Survey on Large Language Model-based Agents for Statistics and Data Science. *CoRR* abs/2412.14222 (2024). [arXiv:2412.14222](https://arxiv.org/abs/2412.14222)
- [47] Hugo Touvron, Thibaut Lavril, Gautier Izacard, Xavier Martinet, Marie-Anne Lachaux, Timothée Lacroix, Baptiste Rozière, Naman Goyal, Eric Hambro, Faisal Azhar, Aurélien Rodriguez, Armand Joulin, Edouard Grave, and Guillaume Lample. 2023. LLaMA: Open and Efficient Foundation Language Models. *CoRR* abs/2302.13971 (2023).
- [48] Jiayi Wang and Guoliang Li. 2025. Aop: Automated and interactive llm pipeline orchestration for answering complex queries. *CIDR*.
- [49] Xingyao Wang, Zihan Wang, Jiateng Liu, Yangyi Chen, Lifan Yuan, Hao Peng, and Heng Ji. 2024. MINT: Evaluating LLMs in Multi-turn Interaction with Tools and Language Feedback. In *ICLR 2024*. OpenReview.net.
- [50] Ziting Wang, Haitao Yuan, Wei Dong, Gao Cong, and Feifei Li. 2024. CORAG: A Cost-Constrained Retrieval Optimization System for Retrieval-Augmented Generation. *CoRR* abs/2411.00744 (2024). [arXiv:2411.00744](https://arxiv.org/abs/2411.00744)
- [51] Junchao Wu, Runzhe Zhan, Derek F. Wong, Shu Yang, Xinyi Yang, Yulin Yuan, and Lidia S. Chao. 2024. DetectRL: Benchmarking LLM-Generated Text Detection in Real-World Scenarios. In *NeurIPS 2024*.
- [52] Wenyi Xu, Yuren Mao, Xiaolu Zhang, Chao Zhang, Xuemei Dong, Mengfei Zhang, and Yunjun Gao. 2025. DAgent: A Relational Database-Driven Data Analysis Report Generation Agent. *CoRR* abs/2503.13269 (2025).
- [53] Xiao Yang, Kai Sun, Hao Xin, Yushi Sun, Nikita Bhalla, Xiangsen Chen, Sajal Choudhary, Rongze Daniel Gui, Ziran Will Jiang, Ziyu Jiang, Lingkun Kong, Brian Moran, Jiaqi Wang, Yifan Xu, An Yan, Chenyu Yang, Eting Yuan, Hanwen Zha, Nan Tang, Lei Chen, Nicolas Scheffer, Yue Liu, Nirav Shah, Rakesh Wanga, Anuj Kumar, Scott Yih, and Xin Dong. 2024. CRAG - Comprehensive RAG Benchmark. In *NeurIPS 2024*.
- [54] Zhilin Yang, Peng Qi, Saizheng Zhang, Yoshua Bengio, William W. Cohen, Ruslan Salakhutdinov, and Christopher D. Manning. 2018. HotpotQA: A Dataset for Diverse, Explainable Multi-hop Question Answering. In *EMNLP*.
- [55] Tao Yu, Rui Zhang, Kai Yang, Michihiro Yasunaga, Dongxu Wang, Zifan Li, James Ma, Irene Li, Qingning Yao, Shanelle Roman, Zilin Zhang, and Dragomir R. Radev. 2018. Spider: A Large-Scale Human-Labeled Dataset for Complex and Cross-Domain Semantic Parsing and Text-to-SQL Task. In *EMNLP* 4, 2018. 3911–3921.



- [56] Chao Zhang, Shaolei Zhang, Quehuan Liu, Sibe Chen, Tong Li, and Ju Fan. 2025. TAIJI: MCP-based Multi-Modal Data Analytics on Data Lakes. *CoRR* abs/2505.11270 (2025). arXiv:2505.11270
- [57] Haozhe Zhao, Xiaojian (Shawn) Ma, Liang Chen, Shuzheng Si, Rujie Wu, Kaikai An, Peiyu Yu, Minjia Zhang, Qing Li, and Baobao Chang. 2024. UltraEdit: Instruction-based Fine-Grained Image Editing at Scale. In *NeurIPS 2024*.
- [58] Xinyang Zhao, Xuanhe Zhou, and Guoliang Li. 2024. Chat2Data: An Interactive Data Analysis System with RAG, Vector Databases and LLMs. *Proc. VLDB Endow.* 17, 12 (2024), 4481–4484.
- [59] Shuyan Zhou, Frank F. Xu, Hao Zhu, Xuhui Zhou, Robert Lo, Abishek Sridhar, Xianyi Cheng, Tianyue Ou, Yonatan Bisk, Daniel Fried, Uri Alon, and Graham Neubig. 2024. WebArena: A Realistic Web Environment for Building Autonomous Agents. In *ICLR 2024*.
- [60] Xuanhe Zhou, Cheng Chen, Kunyi Li, Bingsheng He, Mian Lu, Qiaosheng Liu, Wei Huang, Guoliang Li, Zhao Zheng, and Yuqiang Chen. 2023. FEBench: A Benchmark for Real-Time Relational Data Feature Extraction. *Proc. VLDB Endow.* 16, 12 (2023), 3597–3609.
- [61] Jun-Peng Zhu, Peng Cai, Kai Xu, Li Li, Yishen Sun, Shuai Zhou, Haihuang Su, Liu Tang, and Qi Liu. 2024. AutoTQA: Towards Autonomous Tabular Question Answering through Multi-Agent Large Language Models. *Proc. VLDB Endow.* 17, 12 (2024), 3920–3933.