

# U-ARM : ULTRA LOW-COST GENERAL TELEOPERATION INTERFACE FOR ROBOT MANIPULATION

**Yanwen Zou, Zhaoye Zhou, Chenyang Shi, Zewei Ye, Junda Huang<sup>†</sup>, Yan Ding<sup>†</sup>, Bo Zhao**

<sup>1</sup>School of AI, SJTU, <sup>2</sup>EvoMind Tech, <sup>3</sup>IAAR-Shanghai, <sup>†</sup>Independent Researcher  
yanwenkz@gmail.com, bo.zhao@sjtu.edu.cn

## ABSTRACT

We propose U-Arm, a low-cost and rapidly adaptable leader-follower teleoperation framework designed to interface with most of commercially available robotic arms. Our system supports teleoperation through three structurally distinct 3D-printed leader arms that share consistent control logic, enabling seamless compatibility with diverse commercial robot configurations. Compared with previous open-source leader-follower interfaces, we further optimized both the mechanical design and servo selection, achieving a bill of materials (BOM) cost of only \$50.5 for the 6-DoF leader arm and \$56.8 for the 7-DoF version. To enhance usability, we mitigate the common challenge in controlling redundant degrees of freedom by mechanical and control optimizations. Experimental results demonstrate that U-Arm achieves 39% higher data collection efficiency and comparable task success rates across multiple manipulation scenarios compared with Joycon, another low-cost teleoperation interface. We have open-sourced all CAD models of three configs and also provided simulation support for validating teleoperation workflows. We also open-sourced real-world manipulation data collected with U-Arm. The project website is [github.com/MINT-SJTU/LeRobot-Anything-U-Arm](https://github.com/MINT-SJTU/LeRobot-Anything-U-Arm).

## 1 INTRODUCTION

Collecting large-scale high-quality manipulation data for dual-arm robots has long been a bottleneck in policy learning. Compared to simulation or human data, real-world robot data is the most directly applicable for training robust policies Bjorck et al. (2025). Among the various data collection methods, currently human demonstration remains the primary approach for acquiring such real-world data.

Prior research has introduced a range of demonstration interfaces, which can be broadly categorized into end-effector trajectory recording devices and leader-follower teleoperation systems. End-effector trajectory recording devices such as DexCap Wang et al. (2024), UMI Chi et al. (2024), and OpenTelevision Cheng et al. (2024), are often lightweight and easy to use. However, the collected data can suffer from issues such as kinematic singularities, exceeding the robot’s workspace, insufficient precision or need complicated post-processing. In contrast, leader-follower teleoperation systems such as ALOHA Zhao et al. (2023) and GELLO Wu et al. (2024) enable intuitive and physically constrained demonstrations through mechanically isomorphic leader arms. These systems help ensure that collected trajectories are physically feasible and executable by the robot.

Nevertheless, adapting leader-follower teleoperation systems to different commercial robotic arms often requires extensive engineering work and the cost barrier remains significant. ALOHA’s dual-arm system exceeds \$50,000, while GELLO—though 3D-printable and more reproducible—still relies on relatively expensive Dynamixel motors, with BOM for a single arm over \$270.

In this paper, we present an ultra-low-cost, user-friendly, and broadly compatible leader-follower teleoperation system that enables researchers to rapidly build customized data collection pipelines for their own robotic platforms. Fig 1 shows our system overview. Specifically, we design three mechanically distinct leader arm configurations—two 6-DoF variants and one 7-DoF variant. Considering the structural constraints common to commercial robotic arms—namely, the need for satisfying Pieper’s criterion in 6-DoF systems and anthropomorphic joint arrangements in 7-DoF systems—we

observe that, although link lengths vary across platforms, the orientation and sequencing of joints generally follow standardized conventions.

Following GELLO’s idea that utilizing low-cost 3D-printed hardware to control commercial robotics arms, our leader arms are designed to provide sufficient mechanical isomorphism to ensure effective and compatible teleoperation across a wide range of commercial robots, while also incorporating a redesigned and optimized mechanical structure and components to enhance stability and further reduce overall cost to only  $\sim \$50$ . Through a series of mechanical and control optimizations, we address the challenges introduced by redundant degrees of freedom in the leader arms. As a result, operators can achieve intuitive and effective control after only a few trials.

To summarize, we propose **U-Arm**, an ultra-low-cost leader–follower teleoperation system that is compatible with a wide range of commercial robotic arms. Our contributions are summarized as follows:

- **System Design:** We develop and open-source an ultra-low-cost leader-follower teleoperation device that is compatible with most commercial robotic arms. All hardware designs are open-sourced.
- **Optimization Method:** We introduce a practical optimization strategy to address usability challenges caused by redundant degrees of freedom in high-DoF leader arms, improving control intuitiveness and efficiency.
- **Performance Gains:** Through data collection experiments, we demonstrate that U-Arm achieves **39% higher demonstration efficiency** compared to existing JoyCon Box2AI (2025), another low-cost teleoperation devices, while maintaining a comparable success rate.
- **Community Support:** We provide simulation teleoperation examples based on SAPIEN Xiang et al. (2020), as well as real-world manipulation datasets collected with U-Arm.

## 2 RELATED WORK

**Low Cost Teleoperation System for Bimanual Robot.** Various teleoperation interfaces for bimanual robot manipulation have been developed in recent years. Common devices include VR headsets Cheng et al. (2024), Xiong et al. (2025), game controllers with joysticks, Spacemouse Liu et al. (2022), multi-camera mocap systems Handa et al. (2020), Qin et al. (2023), Song et al. (2020), IMU-based controllers Wu et al. (2019), Laghi et al. (2018), and leader-follower teleoperation systems Wu et al. (2024), Zhao et al. (2023). Most of these devices control the robot in end-effector space, which are then converted into joint commands via inverse kinematics(IK). In contrast, leader-follower teleoperation systems directly map the joint configurations of a leader arm to the follower robot, thereby avoiding singularity problems during motion and physically constraining the operator’s movements to ensure that the collected demonstrations are robot-executable.

However, teleoperation systems must balance cost, usability, and control accuracy. In Table 1, we summarize several representative teleoperation setups, comparing their hardware cost and qualitatively evaluating their usability for robot demonstration tasks.

High-cost leader-follower teleoperation systems such as ALOHA benefit from advanced motor drivers and control algorithms, which enable gravity compensation. This significantly improves the overall usability of the system and alleviates the challenges associated with controlling redundant degrees of freedom. However, the prohibitive cost of such systems hinders their scalability and broader adoption in the research community. GELLO can be seen as a low-cost alternative to ALOHA, aiming to support teleoperation across various commercial robot configurations. While game controller seems to be a sufficient cheap interface for simple manipulation tasks, we will demonstrate in the experiment section that it is less efficient than our device in actual use.

We got inspiration for developing an optimized low-cost general teleoperation interface from LeRobot project Cadene et al. (2024), which emerged as a popular teleoperation interface for entry-level researchers. It introduces a low-cost 5-DoF desktop-scale robotic arm, primarily fabricated through 3D printing, with the goal of enabling users to quickly gain hands-on experience across the full

Table 1: Cost and characteristics of representative teleoperation devices

Device	Price (USD)	Motion Sickness Free	Easy Bimanual Operation	Low Cost	Occlusion Free
ALOHA Zhao et al. (2023)	\$24,000	✓	✓	✗	✓
DexPilot Handa et al. (2020)	\$1700	✓	✓	✗	✗
VR Headset (Meta Quest 3) Meta (2025)	\$500	✗	✓	✗	✗
Space Mouse 3Dconnexion (2025)	\$220	✓	✗	✗	✓
GELLO Wu et al. (2024)	\$270	✓	✓	✗	✓
Game Controller (Joycon) Box2AI (2025)	\$20	✓	✗	✓	✓
<b>U-Arm</b>	<b>\$50.5</b>	✓	✓	✓	✓

pipeline of data collection, model training, and deployment. Despite its accessibility and popularity, the limited size and mechanical configuration of LeRobot hinder the generalization of trained models to the more commonly used 6-DoF and 7-DoF commercial robotic arms. Inspired by this observation, we argue that a universally adaptable, low-cost teleoperation interface that can seamlessly support diverse commercial robotic arm configurations is essential for scaling up high-quality robot demonstration datasets.

Based on GELLO, we identify two key points for further simplification and cost reduction: (1) For the leader arm, actuation at each joint is not strictly necessary. Since the leader arm only needs to be passively moved by the user while joint angles are recorded in real time, relatively expensive Dynamixel motors are not required. (2) Though mechanical isomorphism between the leader and follower arms is not essential, it is essential to ensure that the range of movement at each joint is appropriately constrained and maintain reasonable structural rigidity and durability for repeated use.

To this end, we propose U-Arm, a teleoperation interface that leverages ultra-low-cost motors for joint angle sensing, coupled with mechanical enhancements to address joint range constraints and the issue of redundant degrees of freedom. Through a series of validation experiments, we demonstrate that a leader-follower teleoperation architecture can be effectively implemented at a cost of only  $\sim \$50$  per arm. Despite its low cost, the system offers sufficient mechanical compatibility and control fidelity to support teleoperation with the majority of commercial robotic arms available on the market.

### 3 SYSTEM DESIGN

#### 3.1 HARDWARE DESIGN

**Motivations.** Most commercially available 6-DoF and 7-DoF robotic arms adopt one of only 3 standardized joint sequencing patterns, as illustrated in Fig. 2. We summarize in Table 2 a representative set of commercial robotic arms that are compatible with each of the three configurations. This design consistency arises from practical considerations such as satisfying Pieper’s criterion, optimizing the dexterous workspace, and achieving anthropomorphic arm structures. While the exact link lengths of different arms may vary, their joint type and ordering typically follow one of these three common configurations.

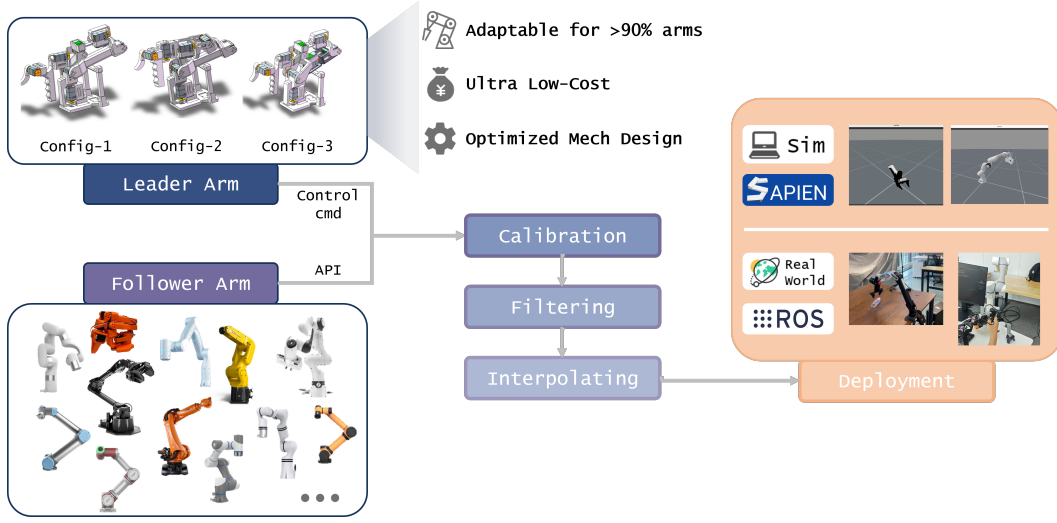


Figure 1: Overview of our system.

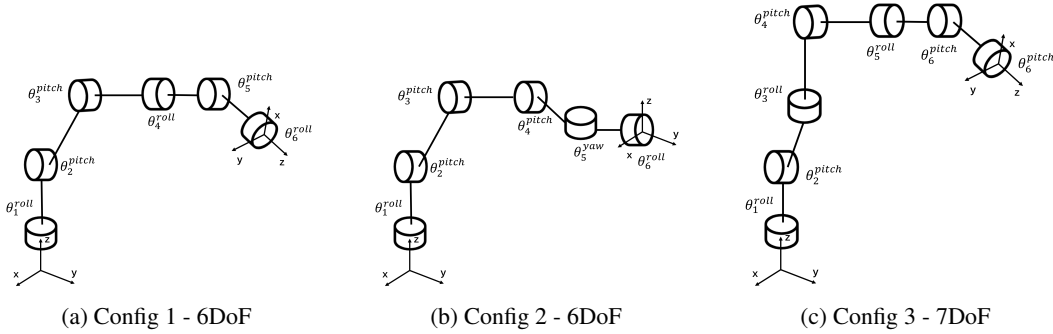


Figure 2: Joint axis arrangements of commercial robot arms

For joint-space-controlled leader-follower teleoperation systems, we observe that it is not necessary for the leader arm to maintain a fixed link-length ratio relative to the follower arm. Instead, as long as the joint arrangement (i.e., the sequence of rotational axes) is the same, intuitive control can still be achieved. This is because, during teleoperation, the operator receives direct visual feedback from the motion of the follower arm. Therefore, the leader arm only needs to roughly convey the operator’s intended movement, rather than precisely replicate the follower’s kinematics.

Table 2: Part of Commercial robots compatible with each U-Arm configuration

U-Arm Config	Compatible Commercial Robots
Config-1	Xarm6, Fanuc LR Mate 200iD, Trossen ALOHA, Agile PiPER, Realman RM65B, KUKA LBR iiSY Cobot
Config-2	Dobot CR5, UR5, ARX R5*, AUBO i5, JAKA Zu7
Config-3	Franka FR3, Franka Emika Panda, Flexiv Rizon, Realman RM75B

**Mechanical Design.** Corresponding to the configs presented above, the overview of mechanical design of the U-Arm is shown in Fig. 3. All parts are printed using PLA in our experiments. Considering PLA’s strength, all components of the U-Arm have a minimum wall thickness of 4mm in order to ensure durability.

One common issue with low-cost 3D printed leader arms is the small surface area at the joint connection plates. Over time, these connections may loosen or even break due to the high radial recip-

rotating loads experienced by the first few joints. To address this, all joints in our design employ a dual-axis fixation method, which effectively mitigates this problem.

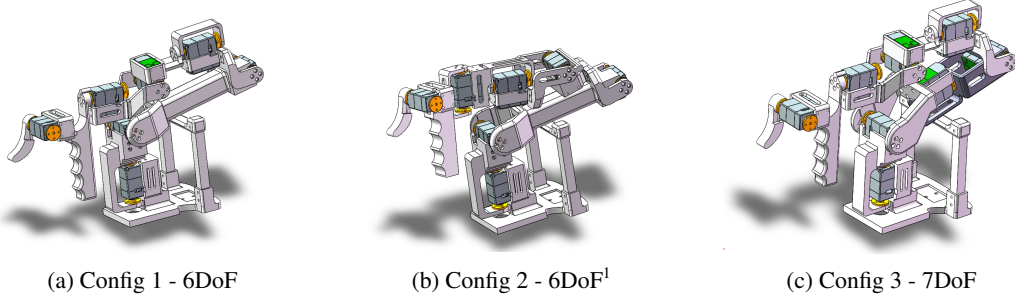


Figure 3: CAD overview of three configurations of U-Arm.

**Motor Modification** In leader-follower teleoperation systems, joint resistance is a key factor that significantly affects the user experience. When the joint resistance of the leader arm is too high, operators find it difficult to perform smooth and continuous motions. On the other hand, if the resistance is too low, although the arm is easy to move intuitively, it may exhibit undesired passive motions in certain scenarios—particularly in Config-1 and Config-3.

For example, when the leader arm is extended horizontally near the boundary of its workspace, Joint 3 in Config-1 and Joint 4 in Config-3 tend to fall abruptly under gravity. While such instability can be addressed using gravity compensation algorithms with force-controlled motors, this would substantially increase system cost. GELLO partially mitigated this issue by adding rubber bands to selected joints to introduce passive resistance.

In this work, the Zhongling servos we used were not originally designed for passive dragging or encoder-only applications. Their built-in gearboxes introduce excessive joint resistance, making smooth movement impractical. To address this, we adopt a more flexible mechanical solution. Since active actuation is not required in the leader arm, we disassembled the servos and removed their internal gears, retaining only the encoders for joint angle measurement. We then introduced damping by adjusting the tightness of the screws securing each joint axis, allowing us to finely control the resistance and stabilize the arm during teleoperation.

In addition, although the joint range varies across different commercial robotic arms, we intentionally designed the U-Arm—when used as the leader arm—with relatively narrower physical joint limits. These limits are sufficient to cover the requirements of typical tabletop manipulation tasks, while also enhancing the mechanical stability of the system by preventing extreme postures that could compromise structural integrity or cause unwanted joint behavior, as shown in Table 3.

Table 3: Joint range for U-Arm

Joint	Config 1	Config 2	Config 3
Joint 1(base)	$[-87^\circ, 87^\circ]$	$[-87^\circ, 87^\circ]$	$[-87^\circ, 87^\circ]$
Joint 2	$[-75^\circ, 105^\circ]$	$[-75^\circ, 105^\circ]$	$[-70^\circ, 108^\circ]$
Joint 3	$[-180^\circ, 90^\circ]$	$[-180^\circ, 90^\circ]$	$[-70^\circ, 70^\circ]$
Joint 4	$[-72^\circ, 72^\circ]$	$[-76^\circ, 50^\circ]$	$[-180^\circ, 90^\circ]$
Joint 5	$[-122^\circ, 82^\circ]$	$[-74^\circ, 74^\circ]$	$[-72^\circ, 72^\circ]$
Joint 6	$[-115^\circ, 115^\circ]$	$[-120^\circ, 120^\circ]$	$[-122^\circ, 125^\circ]$
Joint 7	—	—	$[-115^\circ, 115^\circ]$

<sup>1</sup>For Config 2, we found that swapping joint 5 and joint 6 improves operator comfort. Because the corresponding robots use a cross-axis wrist structure for joints 4–6 with very short link lengths between them, the control logic can simply be inverted in the teleoperation software to preserve intuitive operation.

### 3.2 ALGORITHM DESIGN

**Servo Encoder Adjustment and Calibration** This work uses joint angle mapping for teleoperation. The Zhongling servos used in our system have an encoder range of 0-270°, and exceeding this range can lead to unpredictable behavior. Since the gearboxes have been removed, the servos cannot correct their position through command feedback. Therefore, before installation, we manually adjusted the servos to a neutral position around 135°, ensuring that the leader arm does not exceed the encoder range during normal operation.

**Calibration and Filtering** Even with identical joint configurations, different robotic arms exhibit significant structural differences, making it impossible to specify a unified initial position for all systems. Thus, during each teleoperation process, we initialize the leader arm near the follower arm’s pre-defined initial pose. At the start of each demonstration, the follower robot firstly moves to its initial pose, then the leader arm module is initialized and taking control. During operation, the joint angles command sent by the leader-arm are filtered and interpolated to account for slight disturbances in the encoder readings, ensuring smooth and accurate motion despite mechanical variations between systems.

---

**Algorithm 1:** Calibration and Filtering in Leader-Follower Teleoperation

---

**Input:** init leader angle, init follower angle, filtering threshold, num interp

**Output:** control cmd

```

1 for joints do
2   target angle  $\leftarrow$  leader angle - init leader angle + init follower angle;
3   if  $|\delta target\ angle| < filtering\ threshold$  then
4     continue;
5   for step  $\leftarrow 1$  to num interp do
6     control cmd  $+= \delta target\ angle / num\ interp$ ;
7     send(control cmd);

```

---

## 4 EXPERIMENTS

As a teleoperation device, the cost advantage of the U-Arm has already been discussed in the previous sections. In this section, we firstly adapt U-Arm to control different arms in SAPIEN Xiang et al. (2020) to illustrate its applicability. Then we compare the data collection efficiency and reliability of the U-Arm with another representative low-cost teleoperation system, a standard game controller (Joycon), in real world.

Specifically, in real-world experiments, we use the U-Arm (Config-1) and the Joycon to teleoperate the Xarm6 robotic arm in a series of real-world tasks. During each experiment, we record the task success rate (emergency stop being counted as a failure) and the corresponding data collection time.

### 4.1 SIMULATION ENVIRONMENT ADAPTION

We adapt U-Arm to ManiSkill Tao et al. (2025), which is built upon SAPIEN Xiang et al. (2020). This environment provides a safe setting for users to test teleoperation with U-Arm. Before operating the real robot, users can verify potential issues like errors in joint angle mapping. Additionally, users can also collect several demonstrations in this setting for utilizing emerging data scaling method like MimicGen Mandlekar et al. (2023).

We provide simulation examples for controlling 7 different robot arms at our website, including Arx-x5, Xarm, SO100, Panda. Some examples are shown in Fig. 4.

### 4.2 REAL-WORLD TASK SETUP

We design five representative real-world manipulation tasks Fig. 5:

1. **Fanta-from-shelf-2:** Move a Fanta bottle from the second layer of the shelf to the basket.
2. **Oreo-from-shelf-1:** Move an Oreo package from the first layer of the shelf to the basket.






Figure 4: Three different arms operating on an identical task in simulation environment




Figure 5: Illustrations of the five real-world manipulation tasks.

3. **Fanta-to-shelf-2:** Pick a Fanta bottle from a carton box and place it back onto the second layer of the shelf.
4. **Can-stacking:** Stack a soda can on top of another can.
5. **Block-from-litterbox:** Grasp a building block from the cat litter box.

### 4.3 REAL-WORLD EXPERIMENT

Table 4 summarizes the performance of the U-Arm and the Joycon across the five real-world tasks. Overall, the U-Arm achieves consistently shorter data collection times across all tasks, while maintaining comparable success rates to the Joycon.

This advantage can be explained by the nature of tabletop tasks, which generally consist of two distinct phases:

**Large-range movement** – the robot arm is quickly moved toward the vicinity of the target object.

**Fine-grained adjustment** – once near the object, the operator slows down to carefully adjust the end-effector’s pose for precise manipulation.

While the Joycon, as an end-effector control device, is sufficient for performing fine adjustments, it is less natural for executing large, sweeping arm motions. In contrast, mechanically well-adjusted leader arm, due to its arm-mimicking control structure, enables operators to perform the first phase more intuitively and efficiently.

Table 4: Real-world teleoperation performance comparison

Task	U-Arm (Config-1)		Joycon	
	Time (s)	Success (%)	Time (s)	Success (%)
Fanta-from-shelf-2	14.43	88.8%	27.85	94.0%
Oreo-from-shelf-1	11.28	88.5%	22.23	100.0%
Fanta-to-shelf-2	19.88	72.2%	31.90	60.0%
Can-stacking	20.93	39.6%	31.35	64.0%
Block-from-litterbox	21.99	90.0%	31.89	96.0%
<b>Average</b>	17.70	75.8%	29.04	83.0%

**Observations.** Across all tasks, the U-Arm demonstrated a 39% reduction in operation time compared to the Joycon, without a substantial decrease in success rate. This improvement can be attributed to its more intuitive control scheme. In particular, for tasks involving richer variations in motion (e.g., grasping a Fanta and placing it on a shelf), the one-to-one mapping between the leader and follower arms in the U-Arm enabled smoother execution.

It is important to note that the U-Arm achieved a lower success rate than the Joycon in tasks requiring fine precision, such as can stacking. This is mainly because when using the Joycon, operators can instantly halt the robot arm’s movement simply by releasing the joystick, thereby reducing unintended errors. In contrast, most teleoperation devices, including U-Arms, continuously transmit the operator’s hand motions to the robot side in real time, which inherently increases the likelihood of small mistakes during delicate manipulations. Nevertheless, we consider this reduction in success rate to be an acceptable trade-off when compared with the substantial gains in operation efficiency.

## 5 CONCLUSION

In this work, we present U-Arm, an open-source, ultra-low-cost leader arm system designed for teleoperation. By providing three distinct mechanical configurations, U-Arm can be adapted to most commercial robotic arms on the market. To address the control challenges introduced by redundant degrees of freedom, we modified the servos and applied an angle-mapping algorithm with filtering and calibration. These improvements enable for more stable and intuitive teleoperation. Experimental results demonstrate that U-Arm achieves 39% higher data collection efficiency and comparable task success rates across multiple manipulation scenarios compared with Joycon, another low-cost teleoperation interface.

Despite these advantages, several known limitations remain. For instance, after extended use, servo connector looseness may occur due to the standard plug design; this could be mitigated in future



versions by replacing them with soldered or more secure connectors. Additionally, the independent movement of Joint 5 in Config-1 and Config-3 depends on fine-tuning the tightness of mechanical fasteners, though our experiments suggest that these joints are seldom used in common tabletop manipulation tasks.

## ACKNOWLEDGEMENTS

We gratefully acknowledge Jiaqi Lu, Jie Yi, Yilei Zhong, Xinyu Chenyin for their assistance in hardware assembly, testing and experiment.

## REFERENCES

- 3Dconnexion. Spacemouse product page. <https://3dconnexion.com/dk/spacemouse/>, 2025. Accessed: 2025-07-23.
- Johan Bjorck, Fernando Castañeda, Nikita Cherniadev, Xingye Da, Runyu Ding, Linxi Fan, Yu Fang, Dieter Fox, Fengyuan Hu, Spencer Huang, et al. Gr00t n1: An open foundation model for generalist humanoid robots. *arXiv preprint arXiv:2503.14734*, 2025.
- Box2AI. joycon-robotics. <https://github.com/box2ai-robotics/joycon-robotics>, 2025. Accessed: 2025-07-30.
- Remi Cadene, Simon Alibert, Alexander Soare, Quentin Gallouedec, Adil Zouitine, Steven Palma, Pepijn Kooijmans, Michel Aractingi, Mustafa Shukor, Dana Aubakirova, Martino Russi, Francesco Capuano, Caroline Pascal, Jade Choghari, Jess Moss, and Thomas Wolf. Lerobot: State-of-the-art machine learning for real-world robotics in pytorch. <https://github.com/huggingface/lerobot>, 2024.
- Xuxin Cheng, Jialong Li, Shiqi Yang, Ge Yang, and Xiaolong Wang. Open-television: Teleoperation with immersive active visual feedback. *arXiv preprint arXiv:2407.01512*, 2024.
- Cheng Chi, Zhenjia Xu, Chuer Pan, Eric Cousineau, Benjamin Burchfiel, Siyuan Feng, Russ Tedrake, and Shuran Song. Universal manipulation interface: In-the-wild robot teaching without in-the-wild robots. *arXiv preprint arXiv:2402.10329*, 2024.
- Ankur Handa, Karl Van Wyk, Wei Yang, Jacky Liang, Yu-Wei Chao, Qian Wan, Stan Birchfield, Nathan Ratliff, and Dieter Fox. Dexpilot: Vision-based teleoperation of dexterous robotic hand-arm system. In *2020 IEEE International Conference on Robotics and Automation (ICRA)*, pp. 9164–9170. IEEE, 2020.
- Marco Laghi, Michele Maimeri, Mathieu Marchand, Clara Leparoux, Manuel Catalano, Arash Ajoudani, and Antonio Bicchi. Shared-autonomy control for intuitive bimanual tele-manipulation. In *2018 IEEE-RAS 18th International Conference on Humanoid Robots (Humanoids)*, pp. 1–9. IEEE, 2018.
- Huihan Liu, Soroush Nasiriany, Lance Zhang, Zhiyao Bao, and Yuke Zhu. Robot learning on the job: Human-in-the-loop autonomy and learning during deployment. *The International Journal of Robotics Research*, pp. 02783649241273901, 2022.
- Ajay Mandlekar, Soroush Nasiriany, Bowen Wen, Iretoiyo Akinola, Yashraj Narang, Linxi Fan, Yuke Zhu, and Dieter Fox. Mimicgen: A data generation system for scalable robot learning using human demonstrations. *arXiv preprint arXiv:2310.17596*, 2023.
- Meta. Meta quest. <https://www.meta.com/quest/>, 2025. Accessed: 2025-07-23.
- Yuzhe Qin, Wei Yang, Binghao Huang, Karl Van Wyk, Hao Su, Xiaolong Wang, Yu-Wei Chao, and Dieter Fox. Anyteleop: A general vision-based dexterous robot arm-hand teleoperation system. *arXiv preprint arXiv:2307.04577*, 2023.
- Shuran Song, Andy Zeng, Johnny Lee, and Thomas Funkhouser. Grasping in the wild: Learning 6dof closed-loop grasping from low-cost demonstrations. *IEEE Robotics and Automation Letters*, 5(3):4978–4985, 2020.

- Stone Tao, Fanbo Xiang, Arth Shukla, Yuzhe Qin, Xander Hinrichsen, Xiaodi Yuan, Chen Bao, Xinsong Lin, Yulin Liu, Tse kai Chan, Yuan Gao, Xuanlin Li, Tongzhou Mu, Nan Xiao, Arnav Gurha, Viswesh Nagaswamy Rajesh, Yong Woo Choi, Yen-Ru Chen, Zhiao Huang, Roberto Candra, Rui Chen, Shan Luo, and Hao Su. Maniskill3: Gpu parallelized robotics simulation and rendering for generalizable embodied ai. *Robotics: Science and Systems*, 2025.
- Chen Wang, Haochen Shi, Weizhuo Wang, Ruohan Zhang, Li Fei-Fei, and C Karen Liu. Dexcap: Scalable and portable mocap data collection system for dexterous manipulation. *arXiv preprint arXiv:2403.07788*, 2024.
- Philipp Wu, Yide Shentu, Zhongke Yi, Xingyu Lin, and Pieter Abbeel. Gello: A general, low-cost, and intuitive teleoperation framework for robot manipulators. In *2024 IEEE/RSJ International Conference on Intelligent Robots and Systems (IROS)*, pp. 12156–12163. IEEE, 2024.
- Yuqiang Wu, Pietro Balatti, Marta Lorenzini, Fei Zhao, Wansoo Kim, and Arash Ajoudani. A teleoperation interface for loco-manipulation control of mobile collaborative robotic assistant. *IEEE Robotics and Automation Letters*, 4(4):3593–3600, 2019.
- Fanbo Xiang, Yuzhe Qin, Kaichun Mo, Yikuan Xia, Hao Zhu, Fangchen Liu, Minghua Liu, Hanxiao Jiang, Yifu Yuan, He Wang, et al. Sapien: A simulated part-based interactive environment. In *Proceedings of the IEEE/CVF conference on computer vision and pattern recognition*, pp. 11097–11107, 2020.
- Haoyu Xiong, Xiaomeng Xu, Jimmy Wu, Yifan Hou, Jeannette Bohg, and Shuran Song. Vision in action: Learning active perception from human demonstrations. *arXiv preprint arXiv:2506.15666*, 2025.
- Tony Z Zhao, Vikash Kumar, Sergey Levine, and Chelsea Finn. Learning fine-grained bimanual manipulation with low-cost hardware. *arXiv preprint arXiv:2304.13705*, 2023.