

Enabling decision support over confidential data

Edoardo Marangone*, Eugenio Nerio Nemmi*, Daniele Friolo*, Giuseppe Ateniese†, Ingo Weber‡ and Claudio Di Ciccio§
 *Sapienza University of Rome, Italy †George Mason University, USA ‡Technical University of Munich, School of CIT & Fraunhofer, Germany §Utrecht University, The Netherlands

Abstract— Enabling automated decision-making processes by leveraging data-driven analysis is a core goal of Decision Support Systems (DSSs). In multi-party scenarios where decisions rely on distributed and sensitive data, though, ensuring confidentiality, verifiability, transparency, integrity, and consistency at once remains an open challenge for DSSs. To tackle this multi-faceted problem, we propose the Secure Platform for Automated decision Rules via Trusted Applications (SPARTA) approach. By leveraging Trusted Execution Environments (TEEs) at its core, SPARTA ensures that the decision logic and the data remain protected. To guarantee transparency and consistency of the decision process, SPARTA encodes decision rules into verifiable software objects deployed within TEEs. To maintain the confidentiality of the outcomes while keeping the information integrity, SPARTA employs cryptography techniques on notarized data based on user-definable access policies. Based on experiments conducted on public benchmarks and synthetic data, we find our approach to be practically applicable and scalable.

I. INTRODUCTION

A Decision Support System (DSS) is an information system designed to help decision-makers solve complex problems and optimize decision processes. DSS enhances decision-making by providing data-driven insights, analytical tools, and structured problem-solving support. These systems facilitate efficient decision-making by leveraging IT-based solutions to process large volumes of information, evaluate multiple scenarios, and improve the overall effectiveness of strategic and operational decisions [1], [2]. They play a pivotal role in several fields including healthcare [3], [4], finance [5], business [6], and supply-chain [7] due to their ability to process large volumes of data, generate insights, and enhance decision accuracy. By efficiently evaluating various conditions and scenarios, these systems contribute to improved time and resource management while ensuring robust performance assessments. Ultimately, DSS enhances decision-making by offering reliable, adaptable, and user-centric solutions, even when problem parameters are not well-defined [8]. In multi-party processes, the decision-making support spans across multiple sources of information. In these cases, it is not easy to establish a trusted exchange of data and a common understanding of both the information and the decision logic [9], [10]. To be applicable in sensitive domains such as healthcare or finance, decision support systems must ensure the confidentiality and traceability of data, support user-definable decision

logic, and guarantee system security and availability. Classical decision support systems that cater for customization support languages like Decision Model and Notation (DMN) [11], but are typically designed as modules of centralized information systems that do not guarantee privacy or traceability. Custom privacy-oriented approaches have been proposed to safeguard confidentiality and security but cannot provide means for user-definable decision logic or availability [12], [13]. Blockchain-based solutions allow for customization and security and availability, but not for confidentiality [14].

In this paper, we present Secure Platform for Automated decision Rules via Trusted Applications (SPARTA), a novel solution that leverages Trusted Execution Environment (TEE) [15] to securely execute automatic decision support systems in multi-party processes. Our TEE-based solution enables automated decision-making support securely and privately while maintaining trust, transparency, and auditability.

To summarize, our main contributions are as follows:

- 1) We present a novel TEE-based architecture that securely executes decision support processes in multi-party settings, ensuring code integrity, confidential decision-making, and secure data exchange without exposing sensitive information.
- 2) Our solution handles access control policies that enforce fine-grained, verifiable authorization over customizable decision functions, ensuring that only authorized participants can trigger decision making on confidential data.
- 3) We provide an open-source implementation of our solution, which we use to measure its performance, evaluate its scalability, and assess the overhead introduced by our secure platform with public, cross-domain benchmarks.

In the remainder of the paper, [Sect. II](#) outlines the core concepts we used to devise our solution. [Sect. III](#) presents a running example that is a reference throughout the paper and outlines the problem we tackle along with the requirements it poses. In [Sect. IV](#), we describe our approach in detail. [Sect. V](#) provides a formal security analysis of our solution. In [Sect. VI](#), we present our proof-of-concept implementation and the results of the experiments we conducted therewith. In [Sect. VII](#), we discuss the implications and limitations of our work. [Sect. VIII](#) reviews related work. Finally, [Sect. IX](#) concludes the paper and outlines directions for future work. Following the open science principles, the source code and experiment data can be found at: anonymous.4open.science/r/SPARTA.

II. BACKGROUND

Confidential computing is at the core of our approach, supplemented by decision logic and access control, and distributed notarization and storage. Here, we outline the core principles, technologies, and languages underlying these notions.

Confidential computing: Confidential computing represents a paradigm wherein sensitive data undergoes processing within a protected processing unit. Within this unit, the data and the processes treating those data remain concealed from any external entities [16]. Confidential computing underpins the **Trusted Execution Environments (TEEs)** [15]. A TEE is an environment that provides a level of assurance of the following three properties: (i) *data confidentiality*, namely the fact that unauthorized entities cannot access or observe data while it resides within the TEE and is being processed, (ii) *data integrity*, namely the fact that unauthorized entities cannot modify, delete, or insert data while it remains within the TEE and is undergoing processing and (iii) *code integrity*, namely that unauthorized entities cannot manipulate, delete, or introduce alterations to the code executed within the TEE [17], [18], [19]. Our work leverages Intel Software Guard Extensions (SGX) [20], [21], [22], [23], a collection of security-related instructions embedded within contemporary Intel Central Processing Unit (CPU)s. SGX facilitates the secure execution of code (deployed in the form of so-called **Trusted Applications**, or Trusted Apps for short) and data within *enclaves*, namely hardware-protected environments. The three primary security features of enclaves are isolation, attestation, and sealing. Isolation involves the enclave's placement within a hardware-secured memory enclave page cache, specifically designated for housing protected code and data. However, TEE-allocated memory is limited. Exceeding these limits may entail stops that can severely affect availability (the service is interrupted) or data secrecy (encrypted data can be swapped to outer memory regions). Additionally, SGX enables *remote attestation* to allow external entities to authenticate a target enclave. During remote attestation, the external entity communicates with the attestation service to validate the integrity of the information provided by the target enclave. This process entails comparing enclave information with the trusted configuration within the target enclave, ensuring the integrity of code and data loading during the initial enclave establishment. Moreover, SGX employs sealing mechanisms to safeguard enclave contents stored beyond the enclave's boundaries. These mechanisms entail encrypting enclave contents using a concealed sealing key, derivable from either the measurement hash or the author identity of the enclave. Both sealing mechanisms perform Advanced Encryption Standard - Galois/Counter Mode (AES-GCM) encryption. This approach guarantees exclusive access and decryption privileges to the sole corresponding enclave.

Decision logic and access control: One of the most well-known languages to model and formalize decision logic in business applications is Decision Model and Notation (DMN) [24], [25], [26], a standard by the Object Management Group (OMG)¹ for modeling and formalizing decision logic in multi-party processes and business applications. A DMN, at its core, is a decision table that captures critical knowledge and automates decision logic [27]. A DMN table consists of columns representing the inputs and outputs of a decision, and rows denoting rules (the decision logic). Rules

are expressed using Friendly Enough Expression Language (FEEL), a language defined within the DMN standard. Each row has an identifier, a condition for each input column, and one specific value for each output column. A rule is considered applicable when the input values satisfy all associated conditions; in that case, the corresponding output values are produced [27], [26]. To express authorization policies over the usage of resources, the Abbreviated Language for Authorization (ALFA)² language provides a concise, human-readable format. Built on top of the eXtensible Access Control Markup Language (XACML),³ ALFA offers a simplified syntax for defining fine-grained, attribute-based access control (ABAC) policies based on users, actions, resources, and context.

Distributed notarization and storage: A **blockchain** is a Distributed Ledger Technology (DLT) wherein transactions are sorted, organized into blocks, and interconnected to form a chain. Blockchains possess resistance against tampering, achieved through cryptographic methods. Public blockchains like Ethereum [28] and Algorand [29] permit the deployment and execution of programs named smart contracts [30], [31]. To mitigate the expenses associated with the invocation of smart contracts, external Peer-to-peer (P2P) systems are frequently employed for storing large volumes of data [32]. Among the facilitating technologies is the **InterPlanetary File System (IPFS)** [33],⁴ a distributed system designed for file storage and access, leveraging a Distributed Hash Table (DHT) to distribute files across multiple nodes. Utilizing content-addressing, IPFS assigns a unique identifier to each file within the network. When a file is uploaded to IPFS, it generates a content-addressed resource locator based on its hash (e.g., `QmbPg[...]shTg9`). Changing the file changes the hash and hence makes the locator invalid. IPFS supports mutable pointers that allow content updates without changing the shared reference. Specifically, **InterPlanetary Name System (IPNS)** enables the creation of mutable pointers, known as *IPNS names* (e.g., `PatientsWAggrKey: QmbPg[...]shTg9`). These names point to the content-addressed locators, and can be updated with newer locators while retaining the verifiability of content addressing.

III. PROBLEM ILLUSTRATION, RUNNING EXAMPLE, AND REQUIREMENTS

To illustrate the problem we address, we introduce a real-world scenario from the healthcare domain: a vaccine distribution campaign inspired by [34], [35] and linked to a research project funded by the European NextGenerationEU.⁵ We use this scenario as a running example and motivating case study throughout the paper.

In our scenario, a central medical hub (henceforth, medical hub for short) receives vaccine supplies and handles their dispatch in a federal State. The downstream process involves other participants, namely patients who get an injection, vaccination centers who administer the injections, and several

²alfa.guide/alfa-authorization-language/, accessed 2025-06-17

³docs.oasis-open.org/xacml, accessed 2025-06-17

⁴ipfs.tech, accessed 2025-07-30

⁵To comply with the double-blindness requirement of the conference, we will reveal the project only upon acceptance.

¹omg.org/spec/DMN, accessed 2025-06-17

Table I: An excerpt of the data fields provided to the system by the process participants of Sect. III

Central medical hub			Vaccination center			Patient			Carrier		
Field	Type	Example	Field	Type	Example	Field	Type	Example	Field	Type	Example
Stock ID	Integer	10523	Hub Name	String	Ayala PLC	Full Name	String	Andre McDaniel	Carrier Name	String	PrimeWay Haulage
Vaccine Type	String	mRNA	Location	String	Berlin, GE	Date of Birth	Date-time	1976-08-23	Coverage Area	Float	2020.7 [km]
Received Date	Date-time	2025-07-15	Current Vaccine Stock Level	Float	265.0	Pre-existing Conditions	String	Asthma	Number of Trucks	Integer	13
Expiry Date	Date-time	2026-01-15	Population Served	Integer	182252	Current Medications	String	Albuterol	Number of Planes	Integer	2
Quantity Available	Integer	2400	Max Storage Capacity	Integer	2000	Family Medical History	String	Heart Disease	Refrigeration Capacity	Boolean	True
Storage Temperature	Float	-20.5 [°C]	Vaccination Progress	Integer	686 [per day]	Consent to Vaccination	Boolean	True	Temperature Monitoring Systems	Boolean	False

specialized carriers delivering the vaccines on premise. It covers two stages.

In the first phase, the involved participants act as *Data Providers* by contributing data into the system. We will refer to it as the *data provision* stage. In our scenario, e.g., the medical hub reports received vaccine stocks; patients submit vaccine requests including personal information; vaccination centers update storage capacity and vaccination progress; and carriers register their service conditions. Table I contains part of the data these participants must provide to the system.

In a subsequent stage (*data usage*), authorized participants retrieve and read the data provided earlier, either specific to single entities or aggregated, and receive decision support depending on their role in the process. For example, patients can retrieve their declarations at any time, carriers can be informed about the on-time delivery rate, and the medical hub requests automated support for vaccine supply distribution. Decisions related to the vaccine distribution include (i) the priority to be assigned to patients to administer the vaccine dose (which we will use as a running example throughout this paper), (ii) the restocking need for each vaccination center, (iii) and which carrier should handle each delivery.

In our example, several critical aspects need to be considered. First, all data is confidential and must be protected from unauthorized access. For example, revealing a single patient's metadata constitutes a privacy breach. Second, data integrity and availability are critical. Any unauthorized modification could alter decisions or falsify patient records, while system failures or data unavailability could disrupt the decision-making process. Ensuring confidentiality, integrity, and availability while enabling a secure and verifiable automated decision-making is an open challenge motivating our research.

Table II presents the requirements identified from the motivating use case that underpins our approach. Ensuring that decision-critical information is consistently available, tamper-evident, and auditable is essential to both the efficiency of healthcare processes and trust in the system. The information source must be immutable and accessible, with traceability ensured to facilitate subsequent validations and verifications. We formalize these needs in Req. R1. Since the system manages sensitive and confidential healthcare data, its security is crucial to ensuring correct decisions, and prevent unauthorized access, data leaks, malicious attacks, and system unavailability. For example, disclosing patients' metadata or their prioritization in receiving the vaccines would violate their privacy. We enclose these properties in Req. R2. Finally, our approach must be interoperable with existing data storage, access, and aggregation solutions while enabling secure and automated decision-making support for confidential data. We

Table II: Requirements and corresponding actions

	Requirement	Approach
R1	The stored information shall be tamper-proof, traceable, confidential, permanent, and available	We store the encrypted data in a tamper-proof distributed file storage, and we use a notarization system to keep track of information
R2	Decision support shall be user-definable, trusted, reproducible, verifiable, and confidential	We handle data within trusted hardware, encrypting them before being stored outside of it; data access and processing is established through customizable policies, turned into verifiable apps running in trusted hardware
R3	The decision support system must be secure, interoperable, available, replicable, and scalable	We employ standard languages to describe authorization policies (expressing what each user can do and what resources they may access) and decision logic (the rules to follow in making decisions)

meet these aspects with Req. R3. Our solution aims to meet these requirements.

IV. APPROACH

In this section, we present our approach named *Secure Platform for Automated decision Rules via Trusted Applications (SPARTA)*. We first introduce the system components (Sect. IV-A), and then describe how they interact to manage information and enable secure decision-making over confidential data (Sect. IV-B).

A. Actors and basic components

Figure 1 provides a bird's eye view of the SPARTA approach. We identify four main actors, each responsible for a distinct functionality. The **Policymaker** defines the decision rules and specifies which functions are available, along with the participant attributes or attribute combinations required to invoke them. Considering the example in Sect. III, the Policymaker role can be fulfilled either by a regulatory body such as the Ministry of Health, or by the consortium directly involved in the decision process (upon consensus, as in [36]). The **Data Provider** provides the input data and contextual information used for decision-making. In our example, the Data Providers are the participants: the medical hub, patients, vaccination centers, and the carriers. The **Certification Authority (CA)** signs a Certificate Signing Request (CSR) generated by a Registration Authority (RA), thereby producing a valid certificate. The RA handles participant registration and

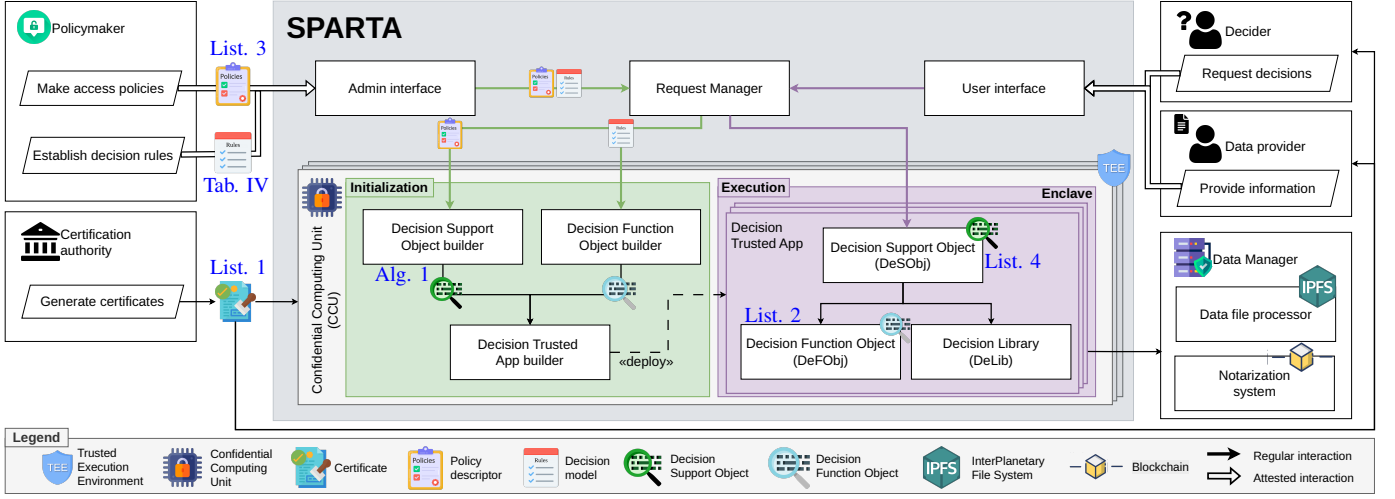


Figure 1: An overview of the SPARTA approach with the software components, user roles, and main information flow

verifies their identity and role. Once verification is complete, it generates the CSR. By signing the CSR, the CA attests actor metadata, authenticates participants, and certifies their roles and attributes, determining their eligibility to interact with the system and invoke specific functions. In our example, the role of the CA should be fulfilled by a globally recognized Certification Authority (e.g., *DigiCert*, *Entrust*, or *GlobalSign*),⁶ akin to what is offered by the National Health Service in the United Kingdom [37]. The RA role should be covered by a National Health Service Provider or a government eID system for patients; a Regional Department of Public Health or Healthcare Ministry for vaccination centers; and a Ministry of Transport or logistics regulator for carriers. Finally, the **Decider** receives decision support based on the available data. If permitted by the access policies, the Decider may also retrieve raw data and invoke aggregation functions. In our example, the Decider is the medical hub.

The interplay of five basic components realizes the architecture. (I) The **Confidential Computing Unit (CCU)** is SPARTA’s core component. We deploy the CCU inside a Trusted Execution Environment (TEE). This hardware-secured environment guarantees data confidentiality and ensures the integrity of both computation and code (see Sect. II), thereby meeting Req. R2. Notice that we make CCU replicable for the sake of information availability and system robustness (Reqs. R1 and R2). The CCU deploys in a dedicated *enclave* within the TEE a separate **Decision Trusted App (DeTApp)** for each decision process. A DeTApp consists of the following. During SPARTA’s *execution phase*, it exposes (i) an invocable **Decision Support Object (DeSObj)** providing and controlling access to the Policymaker’s decision-making functions. The DeSObj, in turn, calls (ii) a **Decision Function Object (DeFObj)** realizing those functions, and a linked (iii) **Decision Library (DeLib)**, a predefined library that offers utilities for DeSObjs such as data retrieval and decryption, policy checking, and certificate validation. The first two software objects are customizable and are built in

SPARTA’s *initialization phase* by a **DeSObj builder** and a **DeFObj builder**, respectively, based on a *policy descriptor* and a *decision model* provided by the Policymaker. A **DeTApp builder** binds those objects together with the DeLib and deploys the DeTApp in the enclave.

(II) The **Request Manager** is a façade to the CCU. It can be abstracted as a queue that handles both requests to and responses from the CCU. It is designed to ensure the preservation of request order while guaranteeing that the CCU processes one request at a time to circumvent issues related to concurrent computation. Notice that the Request Manager is not within a secure environment like the TEE, so data must be encrypted whenever it is sent to it. The Request Manager handles calls from the two following interface components.

(III) The **Admin Interface** handles information exchange with CA and Policymaker. (IV) The **User Interface** is the means through which the Data Providers and the Decider interact with the CCU. Finally, SPARTA is paired with (V) the **Data Manager**, an external component providing two architectural buttresses: (i) The **Data File Processor**, storing the content of the exchanged data, and (ii) The **Notarization System**, saving and sealing the resource locators to those data. To meet Req. R1, we leverage two technologies for the realization of the above components. We employ IPNS over IPFS for the Data File Processor because IPNS guarantees permanence, immutability and content-addressing for stored files (see Sect. II). We designate a public blockchain platform as the Notarization System to store the IPNS names in a tamper-proof, available and traceable way. We remark that other solutions could be used such as STORJ⁷ and distributed relational databases [38], respectively, in scenarios with less restrictive security requirements.

Next, we elucidate the interplay of the above components.

B. Workflow

The workflow of SPARTA mainly consists of two phases, as illustrated in Fig. 1: First, the system initializa-

⁶DigiCert: [digicert.com](https://www.digicert.com/); Entrust: [entrust.com](https://www.entrust.com/); GlobalSign: [globalsign.com/en](https://www.globalsign.com/en), accessed 2025-08-04

⁷storj.io, accessed 2025-07-30

Table III: Process participants' and CCU types and attributes

Subject	Participant Types	Attributes
Central medical hub	Data Provider,	IdentificationNumber="IT-001-2000",
	Decider	Role="MedicalHub", Country="Italy"
Patient	Data Provider	IdentificationNumber="IT-001-3891",
		Role="Patient", Country="Italy"
Vaccination center	Data Provider	IdentificationNumber="IT-001-5343",
		Role="VaccinationCenter", Country="Italy"
Carrier	Data Provider	IdentificationNumber="IT-001-2435",
		Role="Carrier", Country="Italy"
CCU		Role="CCU"

```

1X.509 certificate {
2  SerialNumber: 2000,
3  Subject: Central Medical Hub,
4  ParticipantTypes: [Data Provider, Decider],
5  Validity: 1 year,
6  Attributes:
7    IdentificationNumber="IT-001-2000",
8    Role="MedicalHub",
9    Country="Italy",
10   IDCheck=True
11  ECDSA public key: "MFkw[... ]WXPAA=" }

```

Listing 1: Example of X.509 certificate issued by the CA

tion (Sect. IV-B1) prepares the necessary data structures and programs, then the execution follows (Sect. IV-B2).

1) **System initialization:** The system initialization phase goes through four consecutive steps: (a) Certification (CERT), to let the attributes of participants be attested to; (b) Seed exchange (SDEX), to define a seed for encryption key generation; (c) Communication channel configuration (CONF), and (d) Specification of functions and policies (SPEC). We will detail them in the following.

a) **Certification (CERT):** In this step, the CA provides evidence of the attributes held by actors using a certificate. Table III lists the types and attributes of the Data Providers involved in Sect. III and of the CCU component, too. For example, the CA attests that the medical hub who is both a Data Provider and a Decider, holds attributes specifying an IdentificationNumber, and that it is a MedicalHub operating in Italy. This certificate contains the Elliptic Curve Digital Signature Algorithm (ECDSA) [39] public key of the actor and their attributes. Issuing the certificate, the CA attests to this information for each user. In our approach, we implemented a CA that simulates the issuance of X.509 certificates, signing them with its ECDSA private key. Listing 1 shows an example of such a certificate. Each participant must check the validity of the counterpart's certificate with the CA's ECDSA public key before any interaction (as per Req. R3). Furthermore, the certificate has a unique identification number, a time validity, and the user's ECDSA public key. Notably, the CCU must also obtain a valid certificate from the CA to let the users check whether they are interacting with the correct computation unit (meeting Req. R2).

A note on the remote attestation (RA): Before making any request, a process participant like the Data Provider, the Decider, or even other CCUs (henceforth, a *client*) performs the remote attestation to establish trust with the CCU deployed inside a TEE (as per Req. R2). This phase follows the principles defined in the RATS RFC standard [40], the foundation for several TEE attestation schemes, such as Intel EPID and

AMD SEV-SNP. Remote attestation serves a dual objective: on one hand, provide participants with strong evidence that the data they are transmitting is sent to a Trusted Application running within a TEE; on the other hand, verify the identity and integrity of the DeSObj as an authentic CCU software entity, recognized as such by the CA (see the CERT step) within the context of the running process (in this case, the scenario described in Sect. III). We slightly modify the remote attestation, to meet all the features described. To perform it, the client (i) retrieves and checks the CCU's certificate released by the CA to verify that the CCU is the intended one and not a malicious attacker. Then, (ii) the client retrieves and validates the TLS certificate issued by the CCU to establish a secure connection with it, and finally (iii) gets (via attested TLS channel) and verifies the attestation report of the CCU. The attestation report contains the so-called measurement of the Trusted App, which is defined as the hash value of the combination of its source code and data. This report is signed using the attestation private key associated with the CCU's hardware. To verify it, the client (a) authenticates the CCU using the public key and decrypts the report, (b) compares the measurement found within the decrypted report against a predefined reference value associated with the source code of the CCU (if the decrypted measurement matches the predefined value, the CCU gains trust from the client), (c) verifies that the report data matches the server's Transport Layer Security (TLS) certificate.

b) **Seed exchange (SDEX):** Relying on a single CCU introduces significant vulnerabilities that could compromise Reqs. R1 and R2. If this component becomes unavailable due to failure, downtime, or malicious attacks, the entire execution process could halt indefinitely, potentially making it impossible to recover. Additionally, if that CCU exclusively holds the cryptographic keys, all associated data could be permanently lost. We recall that the Request Manager is not within a TEE, so information exchanges with the system should be encrypted with a known key Sect. IV-A. To deal with these issues in SPARTA, the CCU creates and shares with other CCUs a seed to ensure that they all generate the necessary cryptographic keys deterministically (meeting Req. R2). To explain how we achieve this, let us consider a scenario with two CCUs: CCU1 and CCU2. Let us assume that CCU1 generates the seed and sends it to CCU2. CCU1 does so as follows. (1) It performs the remote attestation of CCU2. If the remote attestation (RA) succeeds, (2) it generates a secure random string (the seed) and seals it with a sealing key known only to itself (see Sect. II); then, it sends the seed to CCU2 via the secure channel established during RA. As CCU2 receives the secret seed from CCU1, it performs the first two operations as well, namely it performs the remote attestation of CCU1, and, if the latter succeeds, it seals the seed with a sealing key known only to itself. At that point, the exchanged seed transmitted by CCU1 can be shared with an arbitrary number of other CCUs. We will describe how the seed is used to generate encryption keys next, and in Sect. IV-B2.

c) **Communication channel configuration (CONF):** After the seed exchange, a CCU can generate a certificate for establishing secure communication channels to and from the

Request Manager via TLS over TCP, so that confidential data is not leaked (as per [Req. R2](#)). More specifically, we slightly modify the TLS certificate, allowing it to contain, as an extra parameter, an Elliptic-Curve Diffie-Hellman (ECDH) [41] public key. The CCU loads the seed created in the [SDEX](#) step and uses it to generate a deterministic ECDH private/public key pair (using the X25519 curve [42]). Notice that with more than one CCU, since all of them share the same seed (see the [SDEX](#) step), they generate the same ECDH key pair. This ECDH key is used by the client to generate a shared secret before transmission to the Request Manager (see [Sect. IV-B2](#)). Since the CCU signs the TLS certificate with its ECDSA private key and the corresponding ECDSA public key is present inside the certificate, every participant can verify the signature with the CCU’s ECDSA public key. The ECDSA public key is certified by the CA (see the [CERT](#) step), so a participant can trust both the certificate and the CCU. At the end of this step, the CCU is ready to receive requests and provide responses through the Request Manager.

d) *Specification of functions and policies (SPEC)*: After the certification phase, the Policymaker declares the decision functions the system should realize in a decision model, and their access rules in a policy descriptor. In order to meet [Req. R3](#), the Policymaker should be allowed to express those with standard, well-established, and customizable languages. Here we resort to DMN with FEEL, and ALFA, respectively (see [Sect. II](#)). An explanation of DMN, FEEL, and ALFA scripting languages transcends the scope of this paper. It suffices to explain their use here by example.

[Table IV](#) shows an example of a DMN indicating how a decision is made for the prioritization of vaccine requests by patients. All input columns refer to data attributes in the structure retaining patient information. Among them, the `meanAge` and `sumAge` columns are aggregation functions. For the sake of readability, we separately show their encoding in FEEL in [Tab. V](#). Considering the `meanAge` aggregation, e.g., the FEEL formula filters the data (based, among others, on the patients’ family medical history, age, and previous vaccinations), and then computes the mean age of the remaining entries. The DeFObj builder (see [Sect. IV-A](#)) transforms such a table into executable code. [Listing 2](#) shows the result for our example. Notice that the client requesting this decision will not see the underlying data but only observe the result, because that code will run within the CCU in a TEE.

Who can invoke that decision function is dictated by the Policymaker through the policy descriptor. [Listing 3](#) illustrates an excerpt of the policy descriptor provided by the Policymaker for our running example. The `PatientPrioritizationWithAggr` policy determines the priority with which patients can be administered the vaccine. It declares that the `Action` of calling the above decision function is allowed only if the invoker satisfies the `accessDecision` rule. The rule states that only a medical hub located in Italy can do so. The participant certified by [List. 1](#), e.g., meets those conditions, while patients, vaccination centers and carriers do not (see [Tab. III](#)). We adopt a format to denote the decision function in the descriptor in the format $\langle funcName \rangle (\langle datStNam \rangle,$

Algorithm 1: Code generator for DeSObj instances

Input: A *descriptorFile* containing: *funcName*, the string representing the name of the function; *accPol*, the function’s access policy; *datStNam*, the indexing name of the input data structure; *aggrFuncs*, a (possibly empty) list of aggregation functions on the input data.

Output: The DeSObj script to be deployed inside the CCU and invocable by the process participants. The \ll symbol denotes the direct yield of a string output.

```

1 begin
2    $\ll$  func  $\langle funcName \rangle$ Handler(payload)
3    $\ll$  (cert, func, ipnsName)  $\leftarrow$  DeLib.ParseDecisionReq(payload)
4    $\ll$  (certVal, attr)  $\leftarrow$  DeLib.CheckCertificate(cert)
5    $\ll$  if certVal=true then
6      $\ll$  calVal  $\leftarrow$  DeLib.CheckCallability( $\langle accPol \rangle$ , attr)
7      $\ll$  if calVal=true then
8        $\ll$  data  $\leftarrow$  DeLib.DecryptData(ipnsName,  $\langle datStNam \rangle$ )
9        $\ll$  aggrInputs  $\leftarrow$  []
10      foreach aggrF in aggrFuncs do
11         $\ll$  aggrVar  $\leftarrow$  DeLib.Aggregate( $\langle aggrF \rangle$ , data)
12         $\ll$  aggrInputs  $\leftarrow$  Append(aggrInputs, aggrVar)
13       $\ll$  decision  $\leftarrow$   $\langle funcName \rangle$ (data, aggrInputs)
14       $\ll$  return decision
15     $\ll$  else throw exception "Access policy not satisfied"
16   $\ll$  else throw exception "Invalid certificate"
```

$\langle aggrFuncs^* \rangle$) where *funcName* is the decision function name (e.g., `PatientPrioritizationWithAggr`), *datStNam* is the identifier of the data structure from which data is retrieved to make a decision (`Patient`), and zero or more *aggrFuncs* are the names of aggregation functions involved (`meanAge`, `sumAge`). These pieces of information are useful to the following passage.

The DeSObj builder (see [Sect. IV-A](#)) takes the ALFA file as input and produces the DeSObj code, to be deployed in the CCU. [Algorithm 1](#) outlines the procedure. The *funcName*, *datStNam*, and *aggrFuncs* input fields are provided as said above. The function’s access policy (*accPol*) is retrieved from the condition of the `accessDecision` rule. In our pseudocode, the \ll symbol denotes a line of the final script being written as an output. Whenever a variable (*var*) appears within \ll , it indicates that the content of *var* is inserted dynamically into the output code string. Lines without \ll represent control flow statements. [Listing 4](#) presents the DeSObj script to run inside the CCU produced by the DeSObj builder ([Alg. 1](#)) using [List. 3](#) as input. Notice that this script does not contain direct calls to the decision functions, or data retrieval. It delegates the actual execution to the DeLib instead. The code inside the DeLib is parametric and independent of the use case scenario. Only the DeSObj script is tailored to the specific decision process. Finally, the DeTApp builder deploys the above software objects within the TEE enclave as a DeTApp.

To sum up, at the end of this step a Decider can invoke a function like [List. 4](#). The automated decision-making ([List. 4](#), [In. 13](#)) will be carried out by the evaluation of a DeFObj like [List. 2](#) from within the enclave during the execution phase, which we discuss next.

2) **Execution**: The lilac box encloses the components involved in the execution phase of SPARTA [Fig. 1](#). It encompasses a writing phase, and a decision making phase. In the writing stage (WS), data is provided for decisions,

Table IV: Decision model for the patient prioritization of Sect. III

When Age number	And PreExistingConditions string	And CurrentMedications string	And PreviousVaccinations string	And FamilyMedicalHistory string	And ConsentFormSigned boolean	And meanAge number	And sumAge number	Then PatientPrioritization WithAggr string
≥60	"Asthma","Diabetes"	"Metformin","Albuterol"	"COVID-19","Influenza"	"Diabetes","Heart Disease"	true	≥40	>250	"High"
[18..60["Asthma"	"Metformin"	"Influenza"	-	true	<40	-	"Medium"
<18	-	"Lisinopril"	"COVID-19"	-	true]18..60[-	"Low"
-	-	-	-	-	false	-	-	"Ineligible"

```

1 func PatientPrioritizationWithAggr(inputs) {
2   if inputs["Age"] >= 60 and (inputs["PreExistingConditions"] == "Asthma" or inputs["PreExistingConditions"] == "Diabetes") and (inputs["CurrentMedications"] == "Metformin" or inputs["CurrentMedications"] == "Albuterol") and (inputs["PreviousVaccinations"] == "COVID-19" or inputs["PreviousVaccinations"] == "Influenza") and (inputs["FamilyMedicalHistory"] == "Diabetes" or inputs["FamilyMedicalHistory"] == "Heart Disease") and inputs["ConsentFormSigned"] == true and inputs["MeanAge"] >= 40 and inputs["SumAge"] > 250 {return "High"}
3   if inputs["Age"] >= 18 and inputs["Age"] < 60 and inputs["PreExistingConditions"] == "Asthma" and inputs["CurrentMedications"] == "Metformin" and inputs["PreviousVaccinations"] == "Influenza" and inputs["ConsentFormSigned"] == true and inputs["MeanAge"] < 40 {return "Medium"}
4   if inputs["Age"] < 18 and inputs["CurrentMedications"] == "Lisinopril" and inputs["PreviousVaccinations"] == "COVID-19" and inputs["ConsentFormSigned"] == true and inputs["MeanAge"] > 18 and inputs["MeanAge"] < 60 {return "Low"}
5   if inputs["ConsentFormSigned"] == false {return "Ineligible"}
6   return "No matching decision found" }

```

Listing 2: Decision function object derived from Tab. IV

```

1 namespace VaccineDispatch {
2   import Oasis.Attributes.*
3   attribute Country{id="Country" category=environmentCat type=string}
4   condition isMedicalHub Role=="MedicalHub" and Country=="Italy"
5   policy PatientPrioritizationWithAggr {
6     target clause Action=="PatientPrioritizationWithAggr(Patient, meanAge, sumAge)"
7     apply denyUnlessPermit
8     rule accessDecision {
9       permit
10      condition isMedicalHub } } }

```

Listing 3: An example of policy descriptor in ALFA

Table V: FEEL formulas the functions in List. 3

Aggr. func.	FEEL formula
meanAge	<pre> filteredPatients: Patient[ConsentFormSigned = true and contains(FamilyMedicalHistory, "Heart Disease") and (Age <= 38 or (Age > 40 and contains(PreExistingConditions, "Diabetes")))] and contains(PreviousVaccinations, "COVID-19")], meanAge: mean(filteredPatients.Age) </pre>
sumAge	<pre> filteredPatients: Patient[ConsentFormSigned = true], sumAge: sum(filteredPatients.Age) </pre>

meeting Reqs. R1 and R2. It is comprised of two steps, respectively corresponding to the *data provision* and *data usage* stages in our motivating scenario (Sect. III).

Client encryption (WS-i): This step basically establishes a secure asynchronous communication channel over an insecure channel, i.e., the Request Manager's queue, between the client and the CCU. It pertains to the Data Provider when sending the input data to the CCU through the Request Manager. As specified in Sect. IV-A, the Request Manager is not trusted, so data must be encrypted before its transmission; otherwise, another participant or a malicious attacker can sniff data from the queue. To avoid this, the Data Provider, when performing the remote attestation against the CCU, retrieves the CCU's ECDH public key from the TLS certificate (see the CONF step). Then, they generate an ECDH private/public key pair [41] using the X25519 curve [42] and use their own

```

1 func PatientPrioritizationWithAggrHandler(payload) {
2   cert, func, ipnsName := DeLib.ParseDecisionReq(payload)
3   certVal, attr := DeLib.CheckCertificate(cert)
4   if certVal {
5     calVal := DeLib.CheckCallability(isMedicalHub, attr)
6     if calVal {
7       data := DeLib.DecryptData(ipnsName, "Patient")
8       aggrInputs := make(map[string]interface{})
9       MeanAge := DeLib.Aggregate(meanAge, data)
10      aggrInputs["MeanAge"] = MeanAge
11      SumAge := DeLib.Aggregate(sumAge, data)
12      aggrInputs["SumAge"] = SumAge
13      decision := PatientPrioritizationWithAggr(data, aggrInputs)
14      return decision }
15     return "Access policy not satisfied" }
16   return "Invalid certificate" }

```

Listing 4: A DeSObj script generated via Alg. 1 with the policy descriptor in List. 3 as an input: *funcName* is assigned with *PatientPrioritizationWithAggr*, *accPol* with *isMedicalHub*, *dataStruct* with *Patient*, and *aggrFuncs* with an array consisting of *meanAge* and *sumAge* (Tab. V).

private ECDH key along the CCU's ECDH public key to generate a shared secret thanks to the ECDH algorithm. From the shared secret, the Data Provider generates a symmetric key deterministically by using Secure Hash Algorithm (SHA) (in particular SHA-256 [43], [44]) and uses this key to encrypt the data before sending it to the CCU via the Request Manager using AES-GCM [45], [46]. Moreover, the Data Provider signs their own ECDH public key with their ECDSA private key (see the CERT step) and attaches the signed ECDH public key and the ECDSA public key in the payload. After reading the input data from the request queue, the CCU checks the CA certificate of the invoking Data Provider (using the ECDSA public key of the CA), then checks the ECDH signature with the ECDSA public key (of the Data Provider), and finally generates the shared secret thanks to its private ECDH key and the Data Provider's public ECDH key with the ECDH algorithm. The shared secret will be equal to the one calculated by the Data Provider in the encryption phase. From that secret,

it generates the symmetric key, and since this operation is deterministic, this key will also be equal to the one calculated by the Data Provider. At this point, the CCU decrypts the data sent by the Data Provider. The symmetric key exchange mechanism described above guarantees that the Request Manager, even if fully corrupted, cannot learn the key shared between the Data Provider and the CCU, thus ensuring that the Request Manager cannot read any message encrypted using a secure symmetric key encryption mechanism such as AES under the shared symmetric key.

CCU encryption (WS-ii): The second writing phase pertains to the CCU and follows the Data Provider’s input data decryption. To securely store data in a public IPFS, the CCU generates a new unique symmetric key from a pre-determined private seed each time a new element must be saved to IPFS. Since these keys are deterministically computed from the CCU’s private seed, the CCU can easily recompute the very same key each time a particular piece of data must be decrypted for computing the final decisions. In practice, to compute this derived symmetric key, the CCU generates a random number and calculates the SHA-3 hash [43] of the seed shared during the *SDEX* step, and the random number. Finally, it uses this symmetric key to encrypt the data with AES-GCM (meeting *Req. R1*, *Req. R2*). The encrypted data is put on IPFS. The random number must be freshly generated for each record and must be the same as the one used in the decryption phase described next. The fact that each random number for each entry is written on IPFS in clear does not impact security since the SHA-3 operation on each random number and the seed produces a new symmetric key which is totally unrelated from the CCU’s private seed and the other keys. To meet *Req. R1*, the CCU stores all the necessary IPNS names in a smart contract on a public blockchain. It is noteworthy to say that since the CCU encrypts data also using a seed established during the *SDEX* step, malicious attackers who were not part of this phase cannot impersonate a CCU to access the data, as they cannot steal the seed to reconstruct the decryption key because it is encrypted with a sealing key (see *Sect. II*)—and they cannot be part of the *SDEX* procedure without a valid certificate from the CA.

a) Decision-Making Support (DECM): This phase corresponds to the *data usage* stage described in *Sect. III*. When a Decider asks for decision support, they invoke the decision function of the *DeSObj* deployed inside the CCU as per *Req. R2* (e.g., the *PatientPrioritizationWithAggrHandler* in *List. 4*). Recall that every request is handled by the Request Manager. Before sending the request, the participant performs the remote attestation against the CCU (see the note on *RA*). If the attestation completes successfully, the participant finalizes the request. The payload of the request contains the Decider’s certificate released by the CA, the name of the function they are invoking (in this case, *PatientPrioritizationWithAggr*), and the IPNS key name (e.g., *PatientsWAggrKey*). As in *List. 4*, after parsing the participant request with the *DeLib* (*List. 4*, *ln. 2*), the CCU checks the received CA certificate of the requester invoking the *DeLib* (*List. 4*, *ln. 3*). If it

is valid, then the CCU extracts the attributes inside the certificate and checks whether they satisfy the function’s access policy linked to the invoked decision function thanks to the *DeLib* (*List. 4*, *ln. 5*). In our example, the access policy is *isMedicalHub*. If the attributes of the Decider are the ones of *List. 1*, the access policy of the invoked function is satisfied by the attributes the Decider bears, so they can invoke it. At this stage, the CCU retrieves and decrypts the data with the corresponding function inside the *DeLib* (*List. 4*, *ln. 7*) and performs the two aggregations functions evaluating the corresponding FEEL formulas invoking the *DeLib* (*List. 4*, *ln. 9*, *List. 4*, *ln. 11*). Finally, it invokes the desired decision function (*List. 4*, *ln. 13*, note that the *PatientPrioritizationWithAggr* decision function corresponds to the *List. 2*). Finally, the CCU sends the result back to the Request Manager that returns it to the Decider (*List. 4*, *ln. 14*).

V. FORMAL ANALYSIS

In this section, we formalize SPARTA as a protocol to discuss its security guarantees. In *Sect. V-A* we present the necessary tools for the discussion, namely the notation, the Random Oracle and finally the Authenticated Encryption. Then, in *Sect. V-B* we introduce the properties that we require for our protocol (see *Sect. V-B1*). We then present a thread model of our solution (see *Sect. V-B2*), and we finally conclude with the Theorem and its proof in *Sect. V-B3*.

A. Useful Tools

(1) Notation. Let \mathbb{N} be the set of all natural numbers. We denote the security parameter by $\lambda \in \mathbb{N}$. Every algorithm takes the security parameter λ as input (in unary, i.e., 1^λ). When an algorithm has multiple inputs, 1^λ is typically omitted. A function is called negligible if, for every positive polynomial and all sufficiently large security parameter λ , the function grows at most as the inverse of the polynomial in λ .

(2) Random Oracle. In the Random Oracle Model (ROM), all the parties have access to a truly random hash function. In particular, when a value v is given as an input from a party to the Random Oracle (RO), the latter samples a random answer r , stores the pair (v, r) , and outputs r to the party. If the RO is queried on the same value v multiple times, the same answer r is output. It is heuristically shown that cryptographic hash functions such as SHA-256 behave as a random oracle.

(3) Authenticated Encryption. A Symmetric Key Encryption scheme with key space \mathcal{K} is composed of the following algorithms: (i) *Gen*(1^λ): The randomized key generation algorithm outputs a key k in the key space \mathcal{K} . (ii) *Enc*(k, m): The randomized encryption algorithm, on input the key k and a message m , outputs a ciphertext c . (iii) *Dec*(k, c): The decryption algorithm, on input the key k and a ciphertext c , outputs a message m , or \perp if decryption fails. An authenticated encryption scheme should satisfy the following properties: (i) **Correctness:** For each message m and each $k \in \mathcal{K}$, $\Pr[\text{Dec}(k, \text{Enc}(k, m)) = m] = 1$. (ii) **Unforgeability:** The probability that a PPT adversary \mathcal{A} wins the following experiment (i.e., outputs 1) is negligible: (a) Obtain k from

$\text{Gen}(1^\lambda)$. (b) The adversary, after making at most polynomially many queries to the encryption oracle $\text{Enc}(k, \cdot)$, outputs a ciphertext c . (c) Let $m = \text{Dec}(k, c)$. Output 1 if $m \neq \perp$ and c was not queried to the encryption oracle by \mathcal{A} . Output 0 otherwise. (iii) **CCA-Security:** The probability that a PPT adversary \mathcal{A} wins the following experiment (i.e., outputs 1) is negligibly close to $1/2$: (a) Obtain k from $\text{Gen}(1^\lambda)$. (b) The adversary, with oracle access to $\text{Enc}(k, \cdot)$ and $\text{Dec}(k, \cdot)$, outputs messages m_0, m_1 . (c) Choose a uniform bit $b \in \{0, 1\}$, compute ciphertext $c = \text{Enc}(k, m_b)$, and send c to \mathcal{A} . (d) The adversary, with oracle access to $\text{Enc}(k, \cdot)$ and restricted oracle access to $\text{Dec}(k, \cdot)$ (excluding c), outputs a bit b' . (e) The experiment outputs 1 if $b' = b$, else 0.

B. Formal Analysis

1) *Desired Properties:* We require the following properties from our protocol:

(1) **Correctness.** For any function f and any set of messages M such that $f(M) = y$, if M is provided to the CCU for function f by the Data Provider obtaining ciphertexts C , and subsequently, ciphertexts C are provided by the Decider back to the CCU obtaining output y' , then $y' = f(M) = y$.

(2) **Data Privacy.** A PPT adversary \mathcal{A} wins the following experiment with probability negligibly close to $1/2$: (i) \mathcal{A} chooses a function f . \mathcal{A} has oracle access to the CCU acting as Data Provider (sending arbitrary sets of messages M and receiving corresponding ciphertexts C) and oracle access to the CCU acting as Decider (sending arbitrary sets of ciphertexts C and receiving back $f(M)$ if M correctly decrypts from C). Then, \mathcal{A} chooses two sets of messages M_0, M_1 such that $f(M'_0) = f(M'_1)$ where M'_b can be any combination of messages in M_b . (ii) Choose a random bit b , produce ciphertexts C_b of messages M_b , and send C_b to \mathcal{A} . (iii) \mathcal{A} has oracle access to the CCU as a Data Provider to send arbitrary sets of messages M , and obtain the corresponding ciphertexts C back. It has further oracle access to the CCU as a Decider by sending arbitrary ciphertexts C and obtaining back $f(M)$ if M correctly decrypts C . Finally, outputs a bit b' . (iv) If $b' = b$, output 1; otherwise, output 0.

(3) **Data Integrity.** A PPT adversary \mathcal{A} wins the following experiment with negligible probability: (i) \mathcal{A} , acting as Data Provider, has oracle access to the CCU submitting arbitrary message sets M and receiving ciphertexts C . \mathcal{A} outputs ciphertexts C^* . (ii) Decrypting ciphertexts C^* yields messages M^* . Output 1 if no message in M^* equals \perp and no subset of M^* was previously queried; else, output 0.

(4) **Forward/Backward Secrecy/Integrity.** If all ciphertext keys at time t are leaked, ciphertexts encrypted at any different time t' remain secure, and their underlying messages cannot be decrypted or forged.

2) *Threat Model:* We assume the Data Provider and Certification Authority are honest, the Decider is semi-honest,⁸ and secure authenticated channels can be established between authorized parties (e.g., CA, Decider) and the CCU. We model the CCU as a fully trusted third party computing decisions through functions $\{f_j\}$ using a hardwired secret seed s .

3) *The Protocol:* Let $(\text{Gen}, \text{Enc}, \text{Dec})$ be an authenticated encryption scheme with key space \mathcal{K} and $H : \{0, 1\}^* \rightarrow \mathcal{K}$ be a cryptographic hash function modeled as a random oracle. The protocol is as follows:

(1) **Setup:** The CCU is initialized with functions $\{f_j\}$ and a uniform seed $s \in \{0, 1\}^\lambda$.

(2) **Data Storage:** (i) The Data Provider establishes a secure channel with the CCU, chooses message set M , and sends it to the CCU. (ii) The CCU generates a unique ID T_i , key $k_i = H(s, T_i)$, ciphertexts $c_i = \text{Enc}(k_i, m_i)$ for $m_i \in M$, and stores ciphertexts publicly.

(3) **Decision:** (i) Decider establishes a secure channel with the CCU and sends ciphertext set C and function index j . (ii) CCU takes the unique ID T_i , keys $k_i = H(s, T_i)$, decrypts ciphertexts to messages m_i , and outputs decision $f_j(\{m_i\})$.

We are now ready to prove the following informal theorem.

Theorem 1. *Assuming that $(\text{Gen}, \text{Enc}, \text{Dec})$ is an Authenticated Encryption scheme and H is modeled as a Random Oracle, the protocol described above satisfies Correctness, Data Privacy, Data Integrity, and Forward/Backward Secrecy and Integrity.*

Proof. Recall that the CCU is modeled as a fully trusted third party. Hence, the fixed functions $\{f_j\}$ cannot be modified, internal states remain secret, and outputs are always correctly computed with respect to these functions.

Correctness is ensured by the correctness property of the authenticated encryption scheme $(\text{Gen}, \text{Enc}, \text{Dec})$ and by the fact that the CCU's functions are fixed and unmodifiable.

Data Privacy is guaranteed since the internal CCU state (i.e., the seed s) remains secret and the derived encryption keys $k_i = H(s, T_i)$ appear indistinguishable from random due to the Random Oracle assumption. Thus, Data Privacy reduces directly to the CCA-security of $(\text{Gen}, \text{Enc}, \text{Dec})$.

Data Integrity follows from the Unforgeability property of the authenticated encryption scheme $(\text{Gen}, \text{Enc}, \text{Dec})$, combined with the trusted execution guarantees provided by the CCU.

Forward/Backward Secrecy and Integrity result directly from the random-oracle-based key derivation: given a leaked key $k = H(s, T)$, the one-way property of the Random Oracle prevents recovery of the seed s . Therefore, keys corresponding to ciphertexts encrypted at other timestamps $T' \neq T$ remain computationally infeasible to derive. \square

With correctness and key security properties formally proven, we now focus on describing the SPARTA proof-of-concept we implemented and its evaluation.

VI. IMPLEMENTATION AND EVALUATION

We implemented SPARTA in Go, using the EGo framework to deploy trusted applications within an Intel SGX TEE.⁹ We realized the Request Manager as a Redis queue. To evaluate FEEL filtering statements and access policies we resort to *govaluate*. For the evaluation of aggregation functions

⁸We could assume a dishonest Decider by adding signatures on the decision and data produced by the CCU, but this is unnecessary in our setting.

⁹EGo: edgeless.systems/products/ego; Intel SGX: sgx101.gitbook.io/sgx101. Accessed 2025-06-17

we rely on *Expr*.¹⁰ Our tests were conducted on a TEE hosted by an Intel Xeon Gold 5415+ CPU.

The objective of our experimental evaluation is to demonstrate the feasibility of our solution and assess its performance in multiple application scenarios. We gauge not only runtime but also computation memory in light of the limits imposed by TEEs (see Sect. II). In particular, we aim to answer the following core questions: 1) Does SPARTA scale efficiently with increasing input data size and decision table complexity? 2) Can SPARTA operate end-to-end on realistic input data and policy configurations across multiple domains? 3) What is the computational overhead introduced by encryption and the use of a TEE? To answer these questions and test distinct features of our system, we used the following three datasets.

VAX (synthetic vaccine dataset). We generated this dataset based on our vaccine campaign use case (see Sect. III), incorporating realistic access control policies and data aggregation requirements relevant to public health scenarios. This synthetic dataset is essential to assess the practical feasibility of SPARTA and, due to the numerous data fields, to measure the memory savings achieved through our aggregation mechanism described in the WS step.

MED (real-world medical dataset). This dataset originates from the February 2021 Decision Management Community challenge *Determine Medical Service Coverage* and contains over 16 000 healthcare-related records. Its large size makes it suitable for testing the scalability of SPARTA under realistic conditions, including measuring execution time with large input and evaluating performance when varying the complexity and size of the decision tables. The nature of the data (medical services and patient records) aligns well with scenarios requiring strong data confidentiality, allowing us to test encryption strategies and directly compare SPARTA’s performance inside a TEE versus a traditional server execution.

CARD (real-world financial dataset). This dataset comes from the October 2021 Decision Management Community challenge *Card Approval Decision*. Its decision logic includes diverse input conditions, such as relational operators (e.g., $>$, \geq , \leq , $<$) and interval-based conditions. The presence of those predicates is essential for testing the flexibility of SPARTA in handling complex decision-making scenarios. Additionally, using a dataset from a financial context allows us to validate that our approach is adaptable to other sensitive domains.

Next, we illustrate our experimental results.

1) *Running example tests:* We assess the practical feasibility of SPARTA and quantify the memory savings achieved by the data aggregation mechanism (see the WS phase) using the synthetic VAX dataset, which simulates our motivating scenario of a nationwide vaccine campaign. Following the setup in Sect. III, we generated realistic input data for patients, vaccination centers, and carriers (Tab. I), aligning each record with the decision logic defined in the corresponding DMN tables (see Tab. IV for our running example, and the appendix for the other two decision functions). Each rule in the decision logic is matched by at least one input, and we manually

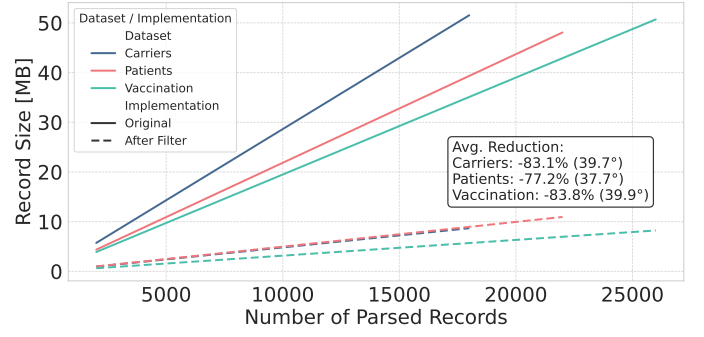


Figure 2: Execution time with increasing records and columns

verify the correctness of the computed decisions. To ensure reproducibility, all data generators, inputs, and outputs are publicly available in our repository.¹¹

The Data Provider inputs contain multiple fields, a subset thereof is required for decisions (see Tab. IV). In particular, each entry in the patient input data file contains 38 fields, of which 6 are required for the decision making process. The total number of fields for the carriers is 50, while the DMN table relies on 8. Finally, the vaccination centers dataset includes 35 fields per entry, with 4 relevant to the decision logic. To enhance privacy and efficiency, we implemented a dual-storage approach on IPNS (see the WS-ii step), storing both full inputs for traceability and lightweight versions with only decision-relevant fields. This allows the Data Provider to submit data without knowing decision-critical fields, preventing inference attacks and preserving logic confidentiality. Figure 2 illustrates the memory savings for each decision (amounting to 77.2% to 83.8%), highlighting that significant memory reductions are achieved without compromising confidentiality.

2) *Determine Medical Service Coverage tests:* We evaluate SPARTA’s scalability and execution performance when dealing with large datasets by using MED (16 369 rules, 7 input columns, and 3 output columns corresponding to the final decisions). We measure the performance impact under varied conditions, specifically by increasing (a) the number of records and columns, and (b) the number of rules. In addition to the core scalability tests, we use the same dataset to measure: (c) the performance overhead of our aggregation function, in terms of both execution time and (d) memory usage, (e) the encryption overhead required to provide strong confidentiality guarantees, and (f) the overhead of using a TEE compared to a standard, non-secure server execution. To execute the tests, we randomly select 300 rules (an arbitrary number in line with the name of our approach, SPARTA) out of 16 369.

(a) *Execution time with increasing number of records and columns:* Figure 3 reports the execution time of the decision function (List. 2) under increasing workload. In Fig. 3(a), we fix the number of columns in the DMN to 7, 14, and 28, and progressively increase the number of input records from 1000 to 16 000. In Fig. 3(b), we fix the number of records to 1000, 8000, and 16 000, and vary the number of columns from 1 to 28. In both configurations, we observe a linear increase in execution time as the number of records and

¹⁰Redis queue: github.com/rq/rq; govaluate: github.com/Knetic/govaluate; Expr: github.com/expr-lang/expr. Accessed 2025-06-17

¹¹anonymous.4open.science/r/SPARTA

columns grows. The linear scalability shows that our solution scaled predictably with increasing data size and complexity. Such a characteristic is essential for real-world deployments where decision tables and input data may grow significantly.

(b) *Execution time with increasing number of rules:* To assess the impact of the complexity of the decision on SPARTA's runtime, we perform a test by incrementally increasing the number of rules involved. Figure 4 shows the result with a fixed number of records (16 000) and columns (28) while varying the number of rules from 100 up to 1500. The observed trend is linear, thus confirming a good scalability of our system also with regard to the number of decision rules.

(c) *Execution time with function aggregation results as additional inputs:* As described in the SPEC step, the Policymaker may define aggregation functions to be computed prior to the decision process, with the resulting values used as additional inputs. To test the overhead introduced by this feature, we extend the original 7 columns by adding up to 21 aggregation functions for a total of 28 columns as input. From the eighth column onward, each column corresponds to one the aggregation output. Figure 5 shows the result with fixed 16 000 records. The figure shows that the decryption and aggregation time introduce a small overhead to the computation. The total time is comparable to the decision time. This result entails that the decryption and aggregation time are features that can be included in the system adding a small time overhead.

(d) *Memory usage:* We measure the memory usage within the TEE (the enclave memory) during full execution runs. Figure 6 shows the memory Random Access Memory (RAM) usage for two different scenario: Figure 6(a) presents the results with prior aggregation, while Fig. 6(b) without. Each run begins with the initialization of the CCU and ends when the decision process terminates. The two images demonstrate a reasonable memory footprint throughout the computation with an expected spike in correspondence with data decryption.

(e) *Encryption overhead:* To assess the overhead, we conducted experiments that account not only for the decision-making process itself but also for the data decryption phase. This step is essential in our system, as data must be decrypted after retrieval from IPFS and before decision execution (see the DECM step). We design two test configurations to evaluate the impact of different encryption strategies: *light* encryption, which serves as a baseline for comparison, and *heavy* encryption. Recalling the WS-ii step, in the heavy configuration, the CCU generates a different random number for each record, so it encrypts each such record with a different symmetric key (as per Reqs. R1 and R2). For the light encryption variant, we modified the process described in WS-ii to use a single symmetric key (namely, we used the same random number for generating the symmetric key) for all entries. Indeed, this setup is strictly for experimental purposes. In practice, such an approach is discouraged, as compromising the single key would allow an attacker to decrypt the entire dataset rather than a single record. Figure 7 shows the execution time of the two encryption solutions. Figure 7(a) displays the execution time of light and heavy encryption strategies by varying the number of records with a fixed amount of columns (28), while in Fig. 7(b) we increase the number of

columns with a fixed amount of users (16 000). The results highlight that the heavy encryption approach incurs a modest but reasonable overhead (≈ 80 ms at most) compared to the light variant. However, this performance trade-off is justified because per-record encryption ensures significantly higher data confidentiality and resilience against key compromise.

(f) *TEE vs Server:* To quantify the overhead introduced by using both TEE and strong cryptographic guarantees, we compare our decision support system running inside the TEE with a standard server-based execution, inspired by [47], [48]. Specifically, we modify our system to run outside the TEE but on the same machine. Figure 8 shows the comparison result: Figure 8(a) presents the execution time with increasing number of records and fixed columns, while in Fig. 8(b) we vary the number of columns with a fixed number of records (16 000). The results shows that the additional overhead is limited and primarily due to the decryption phase required by the TEE. In contrast, the server execution assume direct access to plain-text data within a trusted environment. Overall, our system provides strong security guarantees, including confidentiality for both data and decision logic, at a minimal performance cost and without compromising efficiency.

3) *Card Approval tests:* Finally, to evaluate SPARTA's ability to support varied and complex decision logic, we use the CARD dataset, which models a financial decision-making scenario. This dataset features a DMN table containing 3 input columns and 13 rules, including relational and interval-based conditions, operators often used in real-world access control and policy systems. As no input data is provided with the original challenge, we synthetically generate inputs that ensure full rule coverage. To assess performance at scale, we replicate these inputs up to 100 000 records.

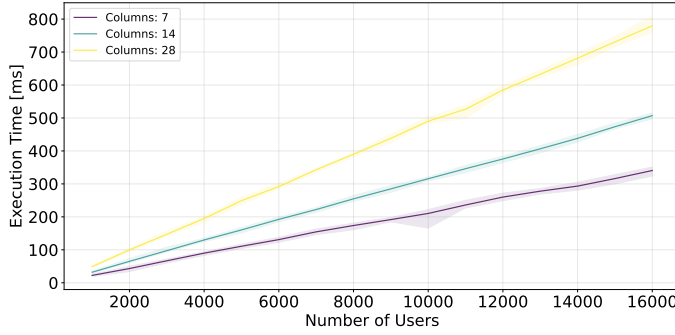
Figure 9 summarizes execution times across all evaluated datasets. Notably, the MED dataset incurs higher decision evaluation time due to its larger rule set (see Sect. VI-2). However, decryption time remains consistent, underscoring SPARTA's ability to maintain stable performance across domains with varying logic complexity and input scale.

VII. LIMITATIONS AND FUTURE WORK

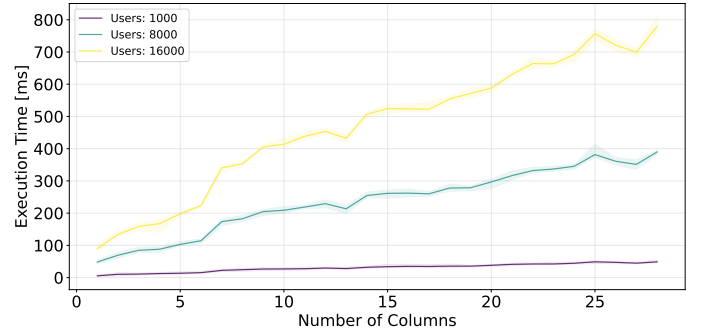
Our solution presents some limitations. Firstly, our current design involves a single TEE. Even though SPARTA allows for the replication of CCUs, a load balancing strategy is not yet implemented. Such an extension would require non-trivial communication and session management adjustments, but would allow for a large-scale adoption.

The memory limits of a TEE (see Sect. II) presents a scalability challenge when it comes to make decisions over a large volume of records. Solutions to this problem can involve integrating Oblivious RAM (ORAM) techniques [49], [50], [51], [52] or the execution of decisions in batched segments that can circumvent those memory constraints.

We developed our solution for Intel SGX TEEs. Other solutions exist (e.g., AMD SEV, Arm CCA) and studying their employment is an interesting endeavor. Also, we will consider the integration of Intel Trust Domain Extensions (TDX). Our implementation does not support the entire FEEL language to



(a) Increasing records for 7, 14, and 28 columns



(b) Increasing columns for 1000, 8000, and 16 000 records

Figure 3: Decision execution time

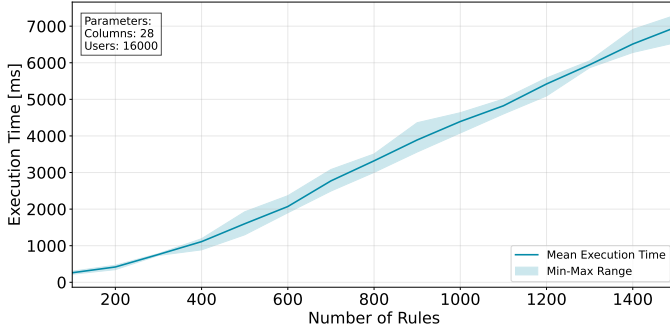


Figure 4: Execution time with increasing number of rules

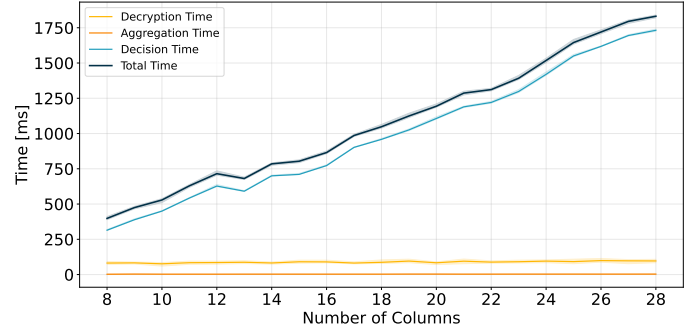
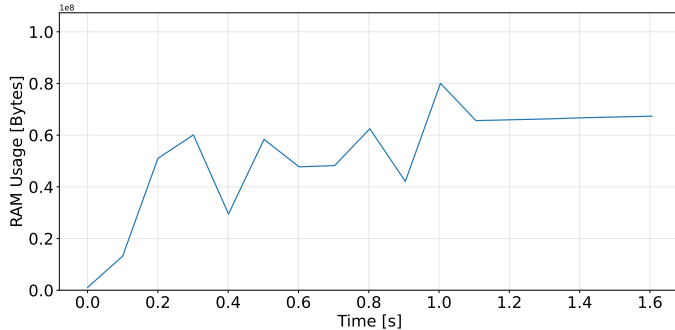
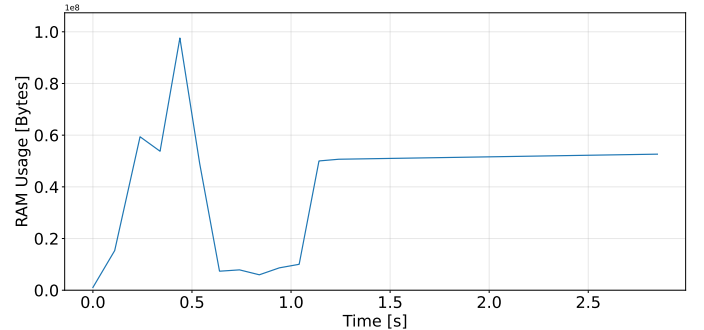


Figure 5: Execution time with prior aggregation



(a) RAM usage over time without prior aggregation



(b) RAM usage over time with prior aggregation

Figure 6: RAM usage over time with and without prior aggregation

write the filtering expressions and the aggregation functions. In particular, we currently back only one operation over the filtered data, and support only the standard aggregation functions (e.g., mean, sum, max, min). To further increase the expressive power of the decision making processes, we envision the adoption of TEE-based smart contracts for automated decision-making [53], [54], [55], [56], [57].

Finally, we conducted experiments with public benchmarks showing good performance and scalability of our approach with low overhead. Nevertheless, an on-field use of our system in real-world settings is paramount for validation purposes.

VIII. RELATED WORK

In recent years, numerous approaches have been proposed in the field of decision-making support systems. Haarmann et al. [14] propose executing DMN decision models on the

Ethereum blockchain. However, blockchain-based approaches inherently rely on public ledgers, making them unsuitable for confidential data applications. In contrast, our TEE-based solution enables automated decision-making support securely and privately while maintaining the trust, transparency, and audibility required in multi-party processes. Moreover, in our solution, functions' access policies ensure that only authorized participants can interact with the system, thus receiving decision-making support or confidential data. Zhang et al. [58] introduce a privacy-preserving decision-making system over blockchain for secure voting. In this paper, the authors proposed a low complexity Distributed Batch Key Generation and then designed new Two-Stage Voting scheme to reduce voting effort. This solution solves the privacy issues that arise when using blockchain technology, but it is tailored for decision-making voting only. On the contrary, SPARTA allows for

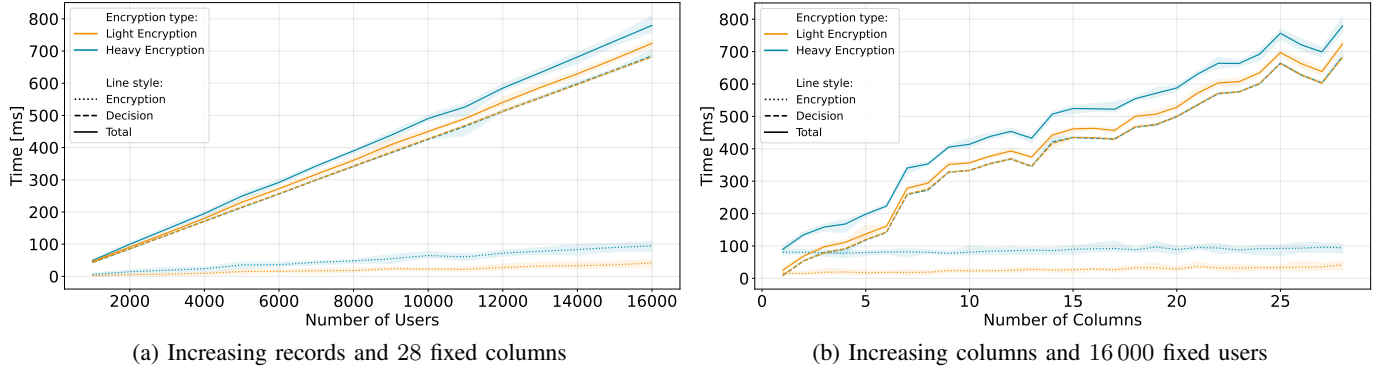


Figure 7: Comparison between light and heavy encryption

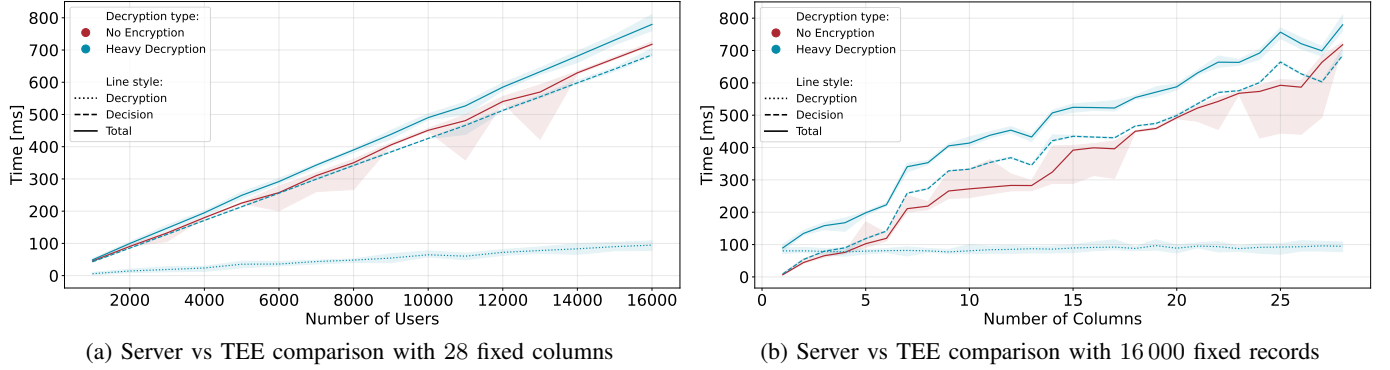


Figure 8: Execution time comparison between server and TEE

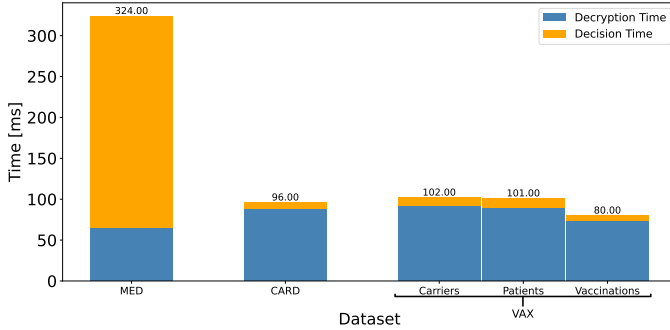


Figure 9: Execution time with VAX, MED, and CARD datasets

user-definable decision logic. Other solutions, such as [13] and [12], allow for privacy-preserving clinical decisions for automated classification. These solutions resort to homomorphic encryption to maintain data confidentiality, resulting in significant performance overhead due to encryption. They resort to a Naïve Bayes classifier and a Gaussian kernel-based SVM as the decision support system. In contrast, our solution uses AES-GCM encryption, introducing low overhead to the overall performance and allowing for specifying the decision logic for the decision-making support. Liu et al. [59] present HPCS, a Hybrid Privacy-Preserving Clinical Decision Support System used for health status monitoring and disease prediction. Here, a server securely monitors patients' conditions in real-time. The new symptoms can be sent to the cloud server running a neural network for prediction in a

privacy-preserving way. Different from SPARTA, the authors use the Paillier Cryptosystem with Threshold Decryption to guarantee data privacy, adding high overhead on the overall procedure. Moreover, HPCS limits the decision logic to the sole predictions, while we allow for user-definable logic. Xie et al. [60] present TEBDS, a data-sharing system combining TEEs with blockchain. Their design leverages a TEE for off-chain storage and a consortium blockchain for access control in IoT contexts, with a centralized key management center (KMC). In contrast, our approach relies on a public blockchain only for storing IPNS names pointing to IPFS content-addressed data while delegating all operations to the TEE. This design eliminates the need for a centralized KMC and enables confidential decision-making over encrypted data.

IX. CONCLUSION

In this paper, we presented SPARTA, an approach that enables automated decision-making support over confidential data in multi-party settings while preserving the secrecy of the information. SPARTA leverages a TEE-based architecture to securely execute decision functions and access policies expressed using DMN and ALFA, respectively. By executing these software objects within trusted hardware, SPARTA ensures confidentiality, integrity, and verifiability without exposing sensitive data. We discuss its security guarantees with a threat model analysis and formal proof. We also test our prototype, measuring time, memory, performance overhead, and scalability with synthetic and real-world datasets.

REFERENCES

- [1] D. Arnott and G. Pervan, "Eight key issues for the decision support systems discipline," *Decision Support Systems*, vol. 44, no. 3, pp. 657–672, 2008.
- [2] S. Liu, A. H. Duffy, R. I. Whitfield, and I. M. Boyle, "Integration of decision support systems to improve decision support performance," *Knowledge and Information Systems*, vol. 22, pp. 261–286, 2010.
- [3] S. Niu, Q. Yin, J. Ma, Y. Song, Y. Xu, L. Bai, W. Pan, and X. Yang, "Enhancing healthcare decision support through explainable ai models for risk prediction," *Decision Support Systems*, vol. 181, p. 114228, 2024.
- [4] B. Barracosa, J. Felício, A. Carvalho, L. M. Moreira, F. Mendes, S. C. Verde, and T. Pinto-Varela, "Decision support tool to define the optimal pool testing strategy for sars-cov-2," *Decision Support Systems*, vol. 175, p. 114046, 2023.
- [5] Y. Kwon and Z. Lee, "A hybrid decision support system for adaptive trading strategies: Combining a rule-based expert system with a deep reinforcement learning strategy," *Decision Support Systems*, vol. 177, p. 114100, 2024.
- [6] A. Artelt and A. Gregoriades, "Supporting organizational decisions on how to improve customer repurchase using multi-instance counterfactual explanations," *Decision Support Systems*, vol. 182, p. 114249, 2024.
- [7] A. M. Pereira, J. A. B. Moura, E. D. B. Costa, T. Vieira, A. R. Landim, E. Bazaki, and V. Wanick, "Customer models for artificial intelligence-based decision support in fashion online retail supply chains," *Decision Support Systems*, vol. 158, p. 113795, 2022.
- [8] E. G. Öztürk, P. Rocha, A. M. Rodrigues, J. Soeiro Ferreira, C. Lopes, C. Oliveira, and A. C. Nunes, "D3s: Decision support system for sectorization," *Decision Support Systems*, vol. 181, p. 114211, 2024.
- [9] E. Bazhenova, F. Zerbato, B. Oliboni, and M. Weske, "From bpmn process models to dmn decision models," *Information Systems*, vol. 83, pp. 69–88, 2019.
- [10] W. M. van der Aalst and M. Weske, "The p2p approach to interorganizational workflows," in *Advanced Information Systems Engineering: 13th International Conference, CAiSE 2001 Interlaken, Switzerland, June 4–8, 2001 Proceedings 13*. Springer, 2001, pp. 140–156.
- [11] M. Dumas, M. La Rosa, J. Mendling, and H. A. Reijers, *Fundamentals of Business Process Management, Second Edition*. Springer, 2018.
- [12] Y. Rahulamathavan, S. Veluru, R. C.-W. Phan, J. A. Chambers, and M. Rajarajan, "Privacy-preserving clinical decision support system using gaussian kernel-based classification," *IEEE Journal of Biomedical and Health Informatics*, vol. 18, no. 1, pp. 56–66, 2014.
- [13] X. Liu, R. Lu, J. Ma, L. Chen, and B. Qin, "Privacy-preserving patient-centric clinical decision support system on naïve bayesian classification," *IEEE Journal of Biomedical and Health Informatics*, vol. 20, no. 2, pp. 655–668, 2016.
- [14] S. Haarmann, K. Batoulis, A. Nikaj, and M. Weske, "Dmn decision execution on the ethereum blockchain," in *Advanced Information Systems Engineering: 30th International Conference, CAiSE 2018, Tallinn, Estonia, June 11–15, 2018, Proceedings 30*. Springer, 2018, pp. 327–341.
- [15] M. Sabt, M. Achemlal, and A. Bouabdallah, "Trusted execution environment: What it is, and what it is not," in *TrustCom 2015*. IEEE, 2015, pp. 57–64.
- [16] *Confidential Computing: Hardware Based Memory Protection*. Springer Nature Singapore, 2022.
- [17] C. C. Consortium, "A technical analysis of confidential computing (v1.3)," 2022. [Online]. Available: https://confidentialcomputing.io/wp-content/uploads/sites/10/2023/03/CCC-A-Technical-Analysis-of-Confidential-Computing-v1.3_unlocked.pdf
- [18] D. Feng, Y. Qin, W. Feng, W. Li, K. Shang, and H. Ma, "Survey of research on confidential computing," *IET Communications*, 2024.
- [19] M. U. Sardar and C. Fetzter, "Confidential computing and related technologies: a critical review," *Cybersecurity*, vol. 6, no. 1, 2023.
- [20] V. Costan and S. Devadas, "Intel sgx explained," Cryptology ePrint Archive, Paper 2016/086, 2016. [Online]. Available: <https://eprint.iacr.org/2016/086>
- [21] F. McKeen, I. Alexandrovich, A. Berenzon, C. V. Rozas, H. Shafi, V. Shanbhogue, and U. R. Savagaonkar, "Innovative instructions and software model for isolated execution," in *Proceedings of the 2nd International Workshop on Hardware and Architectural Support for Security and Privacy*, ser. HASP '13. New York, NY, USA: Association for Computing Machinery, 2013.
- [22] I. Anati, S. Gueron, S. Johnson, and V. Scarlata, "Innovative technology for cpu based attestation and sealing," in *Proceedings of the 2nd international workshop on hardware and architectural support for security and privacy*, vol. 13, no. 7. ACM New York, NY, USA, 2013.
- [23] Y. Ren, J. Li, Z. Yang, P. P. C. Lee, and X. Zhang, "Accelerating encrypted deduplication via SGX," in *2021 USENIX Annual Technical Conference (USENIX ATC 21)*. USENIX Association, 2021, pp. 957–971.
- [24] OMG, "Decision model and notation (dmn) v1.5 (2024)," *Object Management Group*, vol. 1, no. 4, p. 18, 2011. [Online]. Available: <https://www.omg.org/spec/DMN>
- [25] K. Batoulis, A. Meyer, E. Bazhenova, G. Decker, and M. Weske, "Extracting decision logic from process models," in *Advanced Information Systems Engineering: 27th International Conference, CAiSE 2015, Stockholm, Sweden, June 8–12, 2015, Proceedings 27*. Springer, 2015, pp. 349–366.
- [26] M. De Leoni, P. Felli, and M. Montali, "Integrating bpmn and dmn: modeling and analysis," *Journal on Data Semantics*, vol. 10, no. 1, pp. 165–188, 2021.
- [27] D. Calvanese, M. Dumas, Ü. Laurson, F. M. Maggi, M. Montali, and I. Teinmaa, "Semantics and analysis of dmn decision tables," in *Business Process Management: 14th International Conference, BPM 2016, Rio de Janeiro, Brazil, September 18–22, 2016, Proceedings 14*. Springer, 2016, pp. 217–233.
- [28] G. Wood, "Ethereum: A secure decentralised generalised transaction ledger," pp. 1–18, 2014.
- [29] J. Chen and S. Micali, "Algorand: A secure and efficient distributed ledger," *Theor. Comput. Sci.*, vol. 777, pp. 155–183, 2019.
- [30] C. Dannen, *Introducing Ethereum and Solidity: Foundations of Cryptocurrency and Blockchain Programming for Beginners*. Apress, 2017.
- [31] Z. Zheng, S. Xie, H.-N. Dai, W. Chen, X. Chen, J. Weng, and M. Imran, "An overview on smart contracts: Challenges, advances and platforms," *Future Gener. Comput. Syst.*, vol. 105, pp. 475–491, 2020.
- [32] X. Xu, I. Weber, and M. Staples, *Architecture for Blockchain Applications*. Springer, 2019.
- [33] J. Benet, "Ipf - content addressed, versioned, p2p file system," 2014.
- [34] J. Lim, B. A. Norman, and J. Rajgopal, "Redesign of vaccine distribution networks," *International Transactions in Operational Research*, vol. 29, no. 1, pp. 200–225, 2022.
- [35] E. B. Noh, H.-K. Nam, and H. Lee, "Which group should be vaccinated first?: a systematic review," *Infection & chemotherapy*, vol. 53, no. 2, p. 261, 2021.
- [36] A. Cerulli, A. Connolly, G. Neven, F. Preiss, and V. Shoup, "vetKeys: How a blockchain can keep many secrets," *IACR Cryptol. ePrint Arch.*, p. 616, 2023.
- [37] C. R. Dalton, "The NHS as a proving ground for cryptosystems," *Inf. Secur. Tech. Rep.*, vol. 8, no. 3, pp. 73–88, 2003.
- [38] Z. Yang, C. Yang, F. Han, M. Zhuang, B. Yang, Z. Yang, X. Cheng, Y. Zhao, W. Shi, H. Xi, H. Yu, B. Liu, Y. Pan, B. Yin, J. Chen, and Q. Xu, "Oceanbase: a 707 million tpmc distributed relational database system," *Proc. VLDB Endow.*, vol. 15, no. 12, p. 3385–3397, aug 2022.
- [39] N. I. of Standards and T. (US), "Digital signature standard (DSS)," Washington, D.C., Tech. Rep., feb 2023.
- [40] H. Birkholz, D. Thaler, M. Richardson *et al.*, "Remote attestation procedures (RATS) architecture," *RFC*, vol. 9334, pp. 1–46, 2023.
- [41] E. Barker, L. Chen, A. Roginsky, A. Vassilev, and R. Davis, "Recommendation for pair-wise key-establishment schemes using discrete logarithm cryptography," Tech. Rep., apr 2018.
- [42] D. J. Bernstein, "Curve25519: New diffie-hellman speed records," in *Public Key Cryptography - PKC 2006*, M. Yung, Y. Dodis, A. Kiayias, and T. Malkin, Eds. Springer Berlin Heidelberg, 2006, pp. 207–228.
- [43] G. Bertoni, J. Daemen, M. Peeters, G. Van Assche, and R. Van Keer, "Keccak implementation overview," 2012.
- [44] T. Hansen and D. E. 3rd, "US Secure Hash Algorithms (SHA and SHA-based HMAC and HKDF)," may 2011.
- [45] J. A. Salowey, D. McGrew, and A. Choudhury, "AES Galois Counter Mode (GCM) Cipher Suites for TLS," RFC 5288, aug 2008. [Online]. Available: <https://www.rfc-editor.org/info/rfc5288>
- [46] D. A. McGrew and J. Viega, "The security and performance of the galois/counter mode (gcm) of operation," in *Progress in Cryptology - INDOCRYPT 2004*, A. Canteaut and K. Viswanathan, Eds. Springer Berlin Heidelberg, 2005, pp. 343–355.
- [47] C. che Tsai, D. E. Porter, and M. Vij, "Graphene-SGX: A practical library OS for unmodified applications on SGX," in *2017 USENIX Annual Technical Conference (USENIX ATC 17)*. Santa Clara, CA: USENIX Association, jul 2017, pp. 645–658.

- [48] Y. Shen, H. Tian, Y. Chen, K. Chen, R. Wang, Y. Xu, Y. Xia, and S. Yan, "Occlum: Secure and efficient multitasking inside a single enclave of intel sgx," in *Proceedings of the Twenty-Fifth International Conference on Architectural Support for Programming Languages and Operating Systems*, ser. ASPLOS '20. New York, NY, USA: Association for Computing Machinery, 2020, p. 955–970.
- [49] S. Sasy, S. Gorbunov, and C. W. Fletcher, "ZeroTRACE : Oblivious memory primitives from intel SGX," in *25th Annual Network and Distributed System Security Symposium, NDSS 2018, San Diego, California, USA, February 18-21, 2018*. The Internet Society, 2018.
- [50] P. Mishra, R. Poddar, J. Chen, A. Chiesa, and R. A. Popa, "Obliv: An efficient oblivious search index," in *2018 IEEE Symposium on Security and Privacy (SP)*, 2018, pp. 279–296.
- [51] S. Tople, Y. Jia, and P. Saxena, "PRO-ORAM: Practical Read-Only oblivious RAM," in *22nd International Symposium on Research in Attacks, Intrusions and Defenses (RAID 2019)*, 2019, pp. 197–211.
- [52] X. Li, Y. Luo, and M. Gao, "Bulkor: Enabling bulk loading for path oram," in *2024 IEEE Symposium on Security and Privacy (SP)*, 2024, pp. 4258–4276.
- [53] N. Jean-Louis, Y. Li, Y. Ji, H. Malvai, T. Yurek, S. Bellemare, and A. Miller, "SGXonated: Finding (and partially fixing) privacy flaws in TEE-based smart contract platforms without breaking the TEE," Cryptology ePrint Archive, Paper 2023/378, 2023.
- [54] H. Desai and M. Kantarcioglu, "Secauctee: Securing auction smart contracts using trusted execution environments," in *2021 IEEE International Conference on Blockchain (Blockchain)*, 2021, pp. 448–455.
- [55] R. Cheng, F. Zhang, J. Kos, W. He, N. Hynes, N. Johnson, A. Juels, A. Miller, and D. Song, "Ekiden: A platform for confidentiality-preserving, trustworthy, and performant smart contracts," in *2019 IEEE European Symposium on Security and Privacy (EuroS&P)*, 2019, pp. 185–200.
- [56] R. Li, Q. Wang, Q. Wang, D. Galindo, and M. Ryan, "Sok: Tee-assisted confidential smart contract," *Proceedings on Privacy Enhancing Technologies*, vol. 2022, no. 3, p. 711–731, jul 2022.
- [57] R. Yuan, Y.-B. Xia, H.-B. Chen, B.-Y. Zang, and J. Xie, "Shadoweth: Private smart contract on public blockchain," *Journal of Computer Science and Technology*, vol. 33, no. 3, p. 542–556, may 2018.
- [58] J. Zhang, B. Zhang, A. Nastenkov, H. Balogun, and R. Oliynykov, "Privacy-preserving decision-making over blockchain," *IEEE Transactions on Dependable and Secure Computing*, vol. 20, no. 6, pp. 4648–4663, 2023.
- [59] X. Liu, R. H. Deng, Y. Yang, H. N. Tran, and S. Zhong, "Hybrid privacy-preserving clinical decision support system in fog-cloud computing," *Future Generation Computer Systems*, vol. 78, pp. 825–837, 2018.
- [60] H. Xie, J. Zheng, T. He, S. Wei, and C. Hu, "Tebds: A trusted execution environment-and-blockchain-supported iot data sharing system," *Future Generation Computer Systems*, vol. 140, pp. 321–330, 2023.

APPENDIX

In the following, [Tab. VI](#) and [Tab. VII](#) show the DMN tables with the decision logic for the two other decisions the medical hub can request decision-support for, namely the restocking need for each vaccination center, and which carrier should handle each delivery. [Listing 5](#) and [List. 6](#) are the two resulting DeFObjts for [Tab. VI](#) and [Tab. VII](#), respectively.

Table VI: Decision model for the vaccination centers' restock of Sect. III

When	And	And	And	Then
CurrentVaccineStockLevel	MaxStorageCapacity	PopulationServed	VaccinationProgress	Restock
number	number	number	number	string
$\leq \text{MaxStorageCapacity} \cdot 0.1$	≥ 1000	-	-	"Immediate"
$\leq \text{MaxStorageCapacity} \cdot 0.25$	≥ 1000	> 50000	< 10000	"Needed soon"
$\leq \text{MaxStorageCapacity} \cdot 0.25$	$[500..1000[$	> 20000	< 5000	"Needed"
$\leq \text{MaxStorageCapacity} \cdot 0.5$	≥ 1000	> 1000	> 10000	"Medium priority"
$\leq \text{MaxStorageCapacity} \cdot 0.5$	$[500..1000[$	$[5000..30000]$	> 20000	"Lower priority"
$\leq \text{MaxStorageCapacity} \cdot 0.25$	≥ 1000	> 50000	> 45000	"No need"

Table VII: Decision model for the carriers selection of Sect. III

When	And	And	And	And	And	And	And	Then
CoverageArea	NumberOfTrucks	NumberOfPlanes	OperationalCostPerKm	RefrigerationCapacity	TemperatureMonitoringSystems	AnnualDeliveries	ISOCompliant	Carrier
number	number	number	number	boolean	boolean	number	boolean	string
> 2000	> 10	≥ 1	< 5	true	true	> 45000	true	"Rapid Logistics Inc."
≥ 2000	≥ 10	> 1	$[2..3]$	true	false	≥ 15000	true	"PrimeWay Haulage"
≥ 2000	< 10	> 1	$[1..2[$	true	false	≥ 20000	true	"Atlas Cargo Express"
$[1000..2000[$	≥ 5	> 1	≤ 5	true	false	≥ 15000	true	"SkyBridge Freight"
$[500..1000[$	≥ 3	> 1	≤ 3.5	true	false	≥ 25000	true	"Global Freight Solutions"
$[500..1000[$	≥ 3	> 1	> 3.5	true	false	≥ 15000	true	"Evergreen Transport Co."
< 500	≥ 2	0	< 2	false	false	≥ 30000	true	"Horizon Cargo Services"
< 500	1	0	< 2	true	false	≥ 10000	true	"Velocity Transport Ltd."
< 500	≥ 5	1	< 3	false	true	≥ 30000	true	"BlueLine Logistics"
-	-	-	-	-	-	-	false	"Not Eligible"

```

1 func Restock(inputs) {
2   if inputs["CurrentVaccineStockLevel"] <= inputs["MaxStorageCapacity"] * 0.1 and inputs["MaxStorageCapacity"] >= 1000 { return "Immediate" }
3   if inputs["CurrentVaccineStockLevel"] <= inputs["MaxStorageCapacity"] * 0.25 and inputs["MaxStorageCapacity"] >= 1000 and inputs["PopulationServed"] > 50000 and inputs["VaccinationProgress"] < 10000 { return "Needed soon" }
4   if inputs["CurrentVaccineStockLevel"] <= inputs["MaxStorageCapacity"] * 0.25 and inputs["MaxStorageCapacity"] >= 500 and inputs["MaxStorageCapacity"] < 1000 and inputs["PopulationServed"] > 20000 and inputs["VaccinationProgress"] < 5000 { return "Needed" }
5   if inputs["CurrentVaccineStockLevel"] <= inputs["MaxStorageCapacity"] * 0.5 and inputs["MaxStorageCapacity"] >= 1000 and inputs["PopulationServed"] > 1000 and inputs["VaccinationProgress"] > 10000 { return "Medium priority" }
6   if inputs["CurrentVaccineStockLevel"] <= inputs["MaxStorageCapacity"] * 0.5 and inputs["MaxStorageCapacity"] >= 500 and inputs["MaxStorageCapacity"] < 1000 and inputs["PopulationServed"] >= 5000 and inputs["PopulationServed"] <= 30000 and inputs["VaccinationProgress"] > 20000 { return "Lower priority" }
7   if inputs["CurrentVaccineStockLevel"] <= inputs["MaxStorageCapacity"] * 0.25 and inputs["MaxStorageCapacity"] >= 1000 and inputs["PopulationServed"] > 50000 and inputs["VaccinationProgress"] > 45000 { return "No need" }
8   return "No matching decision found" }

```

Listing 5: Decision function object derived from Tab. VI


```

1func Carrier(inputs) {
2  if inputs["CoverageArea"] > 2000 and inputs["NumberOfTrucks"] > 10 and inputs["NumberOfPlanes"] >= 1 and inputs["OperationalCostPerKm"] < 5
    and inputs["RefrigerationCapacity"] == true and inputs["TemperatureMonitoringSystems"] == true and inputs["AnnualDeliveries"] > 45000
    and inputs["ISOCompliant"] == true { return "Rapid Logistics Inc." }
3  if inputs["CoverageArea"] >= 2000 and inputs["NumberOfTrucks"] >= 10 and inputs["NumberOfPlanes"] > 1 and inputs["OperationalCostPerKm"] >= 2
    and inputs["OperationalCostPerKm"] <= 3 and inputs["RefrigerationCapacity"] == true and inputs["TemperatureMonitoringSystems"] ==
    false and inputs["AnnualDeliveries"] >= 15000 and inputs["ISOCompliant"] == true { return "PrimeWay Haulage" }
4  if inputs["CoverageArea"] >= 2000 and inputs["NumberOfTrucks"] < 10 and inputs["NumberOfPlanes"] > 1 and inputs["OperationalCostPerKm"] >= 1
    and inputs["OperationalCostPerKm"] < 2 and inputs["RefrigerationCapacity"] == true and inputs["TemperatureMonitoringSystems"] == false
    and inputs["AnnualDeliveries"] >= 20000 and inputs["ISOCompliant"] == true { return "Atlas Cargo Express" }
5  if inputs["CoverageArea"] >= 1000 and inputs["CoverageArea"] < 2000 and inputs["NumberOfTrucks"] >= 5 and inputs["NumberOfPlanes"] > 1 and
    inputs["OperationalCostPerKm"] <= 5 and inputs["RefrigerationCapacity"] == true and inputs["TemperatureMonitoringSystems"] == false and
    inputs["AnnualDeliveries"] >= 15000 and inputs["ISOCompliant"] == true { return "SkyBridge Freight" }
6  if inputs["CoverageArea"] >= 500 and inputs["CoverageArea"] < 1000 and inputs["NumberOfTrucks"] >= 3 and inputs["NumberOfPlanes"] > 1 and
    inputs["OperationalCostPerKm"] <= 3.5 and inputs["RefrigerationCapacity"] == true and inputs["TemperatureMonitoringSystems"] == false
    and inputs["AnnualDeliveries"] >= 25000 and inputs["ISOCompliant"] == true { return "Global Freight Solutions" }
7  if inputs["CoverageArea"] >= 500 and inputs["CoverageArea"] < 1000 and inputs["NumberOfTrucks"] >= 3 and inputs["NumberOfPlanes"] > 1 and
    inputs["OperationalCostPerKm"] > 3.5 and inputs["RefrigerationCapacity"] == true and inputs["TemperatureMonitoringSystems"] == false
    and inputs["AnnualDeliveries"] >= 15000 and inputs["ISOCompliant"] == true { return "Evergreen Transport Co." }
8  if inputs["CoverageArea"] < 500 and inputs["NumberOfTrucks"] >= 2 and inputs["NumberOfPlanes"] == 0 and inputs["OperationalCostPerKm"] < 2
    and inputs["RefrigerationCapacity"] == false and inputs["TemperatureMonitoringSystems"] == false and inputs["AnnualDeliveries"] >=
    30000 and inputs["ISOCompliant"] == true { return "Horizon Cargo Services" }
9  if inputs["CoverageArea"] < 500 and inputs["NumberOfTrucks"] == 1 and inputs["NumberOfPlanes"] == 0 and inputs["OperationalCostPerKm"] < 2
    and inputs["RefrigerationCapacity"] == true and inputs["TemperatureMonitoringSystems"] == false and inputs["AnnualDeliveries"] >= 10000
    and inputs["ISOCompliant"] == true { return "Velocity Transport Ltd." }
10 if inputs["CoverageArea"] < 500 and inputs["NumberOfTrucks"] >= 5 and inputs["NumberOfPlanes"] == 1 and inputs["OperationalCostPerKm"] < 3
    and inputs["RefrigerationCapacity"] == false and inputs["TemperatureMonitoringSystems"] == true and inputs["AnnualDeliveries"] >= 30000
    and inputs["ISOCompliant"] == true { return "BlueLine Logistics" }
11 if inputs["ISOCompliant"] == false { return "Not Eligible" }
12 return "No matching decision found" }

```

Listing 6: Decision function object derived from [Tab. VII](#)