

# Omnidirectional Spatial Modeling from Correlated Panoramas

Xinshen Zhang  
The Hong Kong Polytechnic  
University  
Hong Kong, China

Tongxi Fu  
Zhejiang Sci-Tech University  
Hangzhou, China

Xu Zheng\*  
HKUST(GZ)  
Guangzhou, China

## Abstract

Omnidirectional scene understanding is vital for various downstream applications, such as embodied AI, autonomous driving, and immersive environments, yet remains challenging due to geometric distortion and complex spatial relations in 360° imagery. Existing omnidirectional methods achieve scene understanding within a single frame while neglecting cross-frame correlated panoramas. To bridge this gap, we introduce **CFpano**, the **first** benchmark dataset dedicated to cross-frame correlated panoramas visual question answering in the holistic 360° scenes. CFpano consists of over 2700 images together with over 8000 question-answer pairs, and the question types include both multiple choice and open-ended VQA. Building upon our CFpano, we further present Pano-R1, a multi-modal large language model (MLLM) fine-tuned with Group Relative Policy Optimization (GRPO) and a set of tailored reward functions for robust and consistent reasoning with cross-frame correlated panoramas. Benchmark experiments with existing MLLMs are conducted with our CFpano. The experimental results demonstrate that Pano-R1 achieves state-of-the-art performance across both multiple-choice and open-ended VQA tasks, outperforming strong baselines on all major reasoning categories (+5.37% in overall performance). Our analyses validate the effectiveness of GRPO and establish a new benchmark for panoramic scene understanding.

## CCS Concepts

• Computing methodologies → Scene understanding.

## Keywords

Omnidirectional Vision, Visual Question Answering, Multi-Modal Large Language Models, Reinforcement Learning, 360° Scene Understanding

## ACM Reference Format:

Xinshen Zhang, Tongxi Fu, and Xu Zheng. 2018. Omnidirectional Spatial Modeling from Correlated Panoramas. In *Proceedings of Make sure to enter the correct conference title from your rights confirmation email (Conference acronym 'XX)*. ACM, New York, NY, USA, 14 pages. <https://doi.org/XXXXXXX.XXXXXXX>

\*Corresponding author

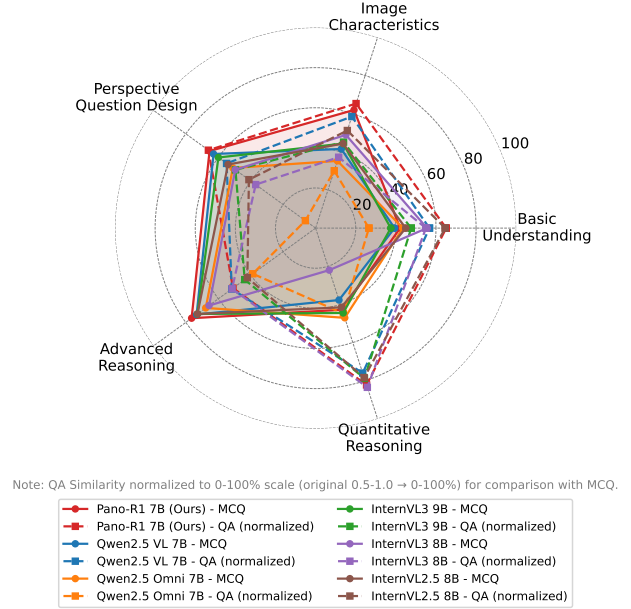
Permission to make digital or hard copies of all or part of this work for personal or classroom use is granted without fee provided that copies are not made or distributed for profit or commercial advantage and that copies bear this notice and the full citation on the first page. Copyrights for components of this work owned by others than the author(s) must be honored. Abstracting with credit is permitted. To copy otherwise, or republish, to post on servers or to redistribute to lists, requires prior specific permission and/or a fee. Request permissions from [permissions@acm.org](mailto:permissions@acm.org).

Conference acronym 'XX, Woodstock, NY

© 2018 Copyright held by the owner/author(s). Publication rights licensed to ACM.  
ACM ISBN 978-1-4503-XXXX-X/2018/06  
<https://doi.org/XXXXXXX.XXXXXXX>

## 1 Introduction

MCQ Accuracy (%) and Normalized QA Similarity (%)



**Figure 1: The radar chart comparing MCQ Accuracy (%) and normalized QA Similarity (%) across models and categories. Solid lines represent MCQ; dashed lines represent QA (normalized from 0.5-1.0 to 0-100% for comparison).**

Omnidirectional scene understanding with 360° cameras plays important roles in a wide range of applications, such as embodied AI, autonomous driving, and virtual/augmented reality (VR/AR) [7, 13, 16]. Unlike conventional narrow-field vision, omnidirectional imagery captures the targeted scene with holistic Field-of-View (FoV) of  $360^\circ \times 180^\circ$ , posing unique challenges such as severe geometric distortion, increased object density, and complex spatial relationships. These factors complicate visual perception and reasoning tasks especially spatial intelligence, making robust omnidirectional understanding an open research challenge [3, 4, 11, 33, 35–40].

Multi-modal large language models (MLLMs) have spurred significant progress in visual reasoning tasks. However, most benchmarks and datasets are designed for standard perspective images, with only a few efforts—e.g., VQA360° [6], Pano-AVQA [32], and OSR-Bench [10]—beginning to address the demands of panoramic understanding. Nevertheless, these datasets typically lack comprehensive coverage of cross-frame, multi-view, and fine-grained reasoning—key aspects for real-world panoramic scene interpretation.

As a result, the capabilities of modern MLLMs in performing complex reasoning across multi-view omnidirectional environments remain largely uncharacterized.

More recently, reasoning models, such as DeepSeek-R1, have demonstrated that reinforcement learning—particularly Group Relative Policy Optimization (GRPO)—can substantially enhance the capabilities of large models in coding, mathematics, and scientific reasoning [26]. Building on these advancements, works such as Visual-RFT, VLM-R1, and R1-OneVision have successfully applied GRPO to large-scale MLLMs, yielding strong performance on tasks including visual STEM reasoning, referring expression comprehension, open-vocabulary object detection, and agentic multimodal tasks [12, 17, 18, 25, 30]. A critical factor underlying these successes lies in the meticulous design of reward functions, which supply stable and interpretable learning signals for complex multimodal outputs. Motivated by these observations, we present Pano-R1 based on GRPO and design task-specific reward functions to ensure robust and consistent performance in panoramic cross-view VQA.

To this end, we introduce **CFpano**, the first panoramic VQA dataset explicitly designed to evaluate cross-frame and cross-view understanding in 360° environments. By leveraging 3D annotations and fine-grained scene information from the base ReplicaPano dataset, CFpano enables systematic evaluation across a range of cognitive tasks, such as spatial relation understanding, occlusion reasoning, object identification, and quantitative reasoning. Our dataset comprises over 8,000 meticulously curated questions spanning a diverse array of reasoning dimensions. Building upon our CFpano dataset, we introduce Pano-R1, a novel MLLM fine-tuned with GRPO and integrated with a set of task-specific reward functions. Our reward design includes format reward, accuracy reward, and consistency reward, which together guide the model toward generating well-structured and reliable answers. The complete framework is shown in Figure 3.

Extensive experiments demonstrate that Pano-R1 achieves state-of-the-art performance on CFpano, consistently surpassing existing models across both multiple-choice and open-ended question-answering tasks. Our ablation studies further validate the efficacy of our reinforcement learning pipeline and reward design. In summary, our key contributions are: (1) We introduce **CFpano**, the first dataset dedicated to cross-frame panoramic visual question answering, which enables comprehensive evaluation of MLLMs in 360° environments. (2) We propose Pano-R1, a reinforcement learning-enhanced MLLM tailored for panoramic scene understanding and reasoning. (3) We conduct extensive experiments, establishing new baselines and offering in-depth analyses of model performance and training strategies on this challenging task.

## 2 Related Work

### 2.1 Omnidirectional Understanding

Omnidirectional understanding presents distinct challenges compared to conventional narrow-field vision. The widely-applied equirectangular projection in 360° imagery introduces inevitable geometric distortion, while the expanded field of view increases object density and spatial complexity, complicating scene interpretation. Recent efforts address these challenges through constructing datasets for omnidirectional visual question answering. VQA

360° [6] pioneers this direction, followed by Pano-AVQA [32] which extends evaluation to 360° videos with spherical spatial and cross-modal reasoning tasks. OmniVQA [34] targets object identification, attribute analysis, and spatial reasoning under polar distortion zone. OSR-Bench [10] systematically assesses panoramic spatial reasoning through negative sampling for hallucination robustness and a two-stage protocol involving omni-cognitive map reconstruction. Despite these advancements, existing datasets exhibit limitations in evaluating MLLMs under multi-frame cross-view scenarios. To bridge this gap, we introduce **CFpano**, the first dataset specifically designed for scene understanding and reasoning in 360° environments, enabling comprehensive MLLM evaluation.

### 2.2 Multi-Modal Large Language Models

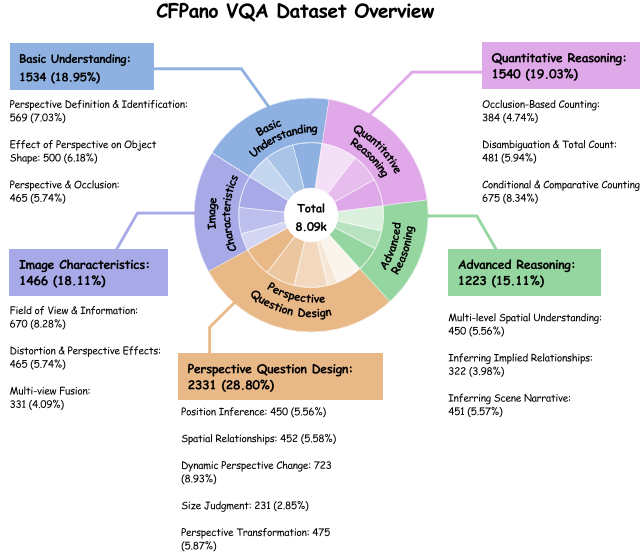
MLLMs demonstrate significant advancements in visual tasks [2, 8, 14, 15, 19, 20, 29]. Qwen2.5-VL [1] enhances vision-language capabilities through dynamic resolution processing and absolute time encoding, enabling robust object localization, document parsing, and long-duration video comprehension. Concurrently, Qwen2.5-Omni [28]—an end-to-end MLLM for unified perception across text, images, audio, and video—employs a novel Thinker-Talker architecture and Time-aligned Multimodal RoPE (TMRoPE) to minimize inter-modal interference while enhancing fusion. InternVL 2.5 [5] pioneered dynamic high-resolution training with progressive scaling strategies, optimizing vision-language alignment via multi-stage training. Its successor, InternVL 3 [41], revolutionizes training through native multimodal pre-training that unifies language and multimodal learning in a single stage, eliminating alignment bottlenecks. This approach achieves state-of-the-art performance on MMMU [31] and long-video understanding benchmarks [27]. In this paper, we extend Qwen2.5-VL to the omnidirectional space and introduce Pano-R1, which incorporates rule-based reinforcement learning during post-training.

### 2.3 Reinforcement Learning with Large Models

Reinforcement learning (RL) techniques enhance large language model (LLM) performance through methods including Reinforcement Learning from Human Feedback (RLHF) [21], Proximal Policy Optimization (PPO) [23], Direct Preference Optimization (DPO) [22], and Group Relative Policy Optimization (GRPO) [24]. Recent extensions to large vision-language models (LVLMs) demonstrate promising results: Visual-RFT [17], VLM-r1 [25], and R1-OneVision [30] exhibit strong reasoning capabilities with notable benchmark performance. In this work, we adapt GRPO for post-training and design three specialized reward functions for our proposed cross-frame omnidirectional VQA task.

## 3 The CFpano Dataset

To evaluate the scene understanding and reasoning abilities of MLLMs in the cross-frame panoramic settings, we introduce the CFpano dataset, the first panoramic VQA benchmark that specifically focus on correlated panorama reasoning. CFpano is constructed based on the ReplicaPano dataset [9], which provides diverse ground-truth annotations, including panoramic images, depth maps, real-world 3D room layouts, 3D-oriented object bounding boxes, and object meshes. These 3D annotations, together with



**Figure 2: Hierarchical structure and question distribution of the CFPano VQA dataset.**

object boundaries and meshes, greatly facilitate the generation of fine-grained captions and the design of VQA tasks and also ensure the correctness of our constructed ground truth data. The dataset overview is shown in Figure 2.

### 3.1 Overview

Our dataset consists of **8,094** questions, with 64.74% formatted as multiple-choice and 35.26% as open-ended QA. The questions are systematically categorized as: the majority focus on perspective question design (28.80%), followed by quantitative reasoning (19.03%), basic understanding (18.95%), image characteristics (18.11%), and advanced reasoning (15.11%). At a more granular level, the largest sub-categories are dynamic perspective change (8.93%), conditional and comparative counting (8.34%), field of view and information (8.28%), and perspective definition and identification (7.03%). The dataset is split into training and testing sets, maintaining a consistent distribution of question types and categories. This ensures comprehensive coverage of visual reasoning tasks across various levels of complexity and cognitive demand.

### 3.2 Question Template Design

To systematically assess MLLMs’ understanding and reasoning across cross-frame panoramic scenes, we design a structured template system for generating VQA questions. The templates cover multiple cognitive tasks, including basic perception, spatial relations, viewpoint changes, and occlusion reasoning. Each question template is organized by main category, sub-category, template ID, and textual content, supporting automated large-scale question generation. Each template uses placeholders (such as {frame\_X} or {object\_A}), which are dynamically replaced with specific frame numbers or object names by leveraging the scene’s 3D structure and semantic information during data generation. This template-based

approach ensures both consistency and diversity in question generation. It enhances the controllability and comprehensiveness of the questions, enabling fine-grained analysis of model performance across different reasoning dimensions. This provides a solid data foundation for evaluating and advancing MLLMs.

### 3.3 Cross-frame OVQA Generation

Our VQA generation follows a two-stage process. First, using 3D information, object boundaries, and object meshes, we employ the Kimi vision model (moonshot-v1-8k-vision-preview) to generate fine-grained captions for each image. Second, for each scene, we randomly sample image pairs whose IDs differ by no more than 20, ensuring that the selected images share some visual content but do not differ significantly in viewpoint. From the carefully designed question templates (more details of the templates can be found in Table 20 in appendix), we randomly choose a template, and then use the Kimi vision model to generate answers based on both the question and the fine-grained captions. Finally, human annotators perform random sampling checks to ensure the overall data quality.

## 4 Pano-R1

To enhance understanding and reasoning capabilities in cross-frame omnidirectional environments, we propose Pano-R1. It is trained using Group Relative Policy Optimization (GRPO) with well-designed reward functions.

### 4.1 Group Relative Policy Optimization

Unlike reinforcement learning algorithms such as PPO, which require an additional critic model to estimate policy performance, GRPO directly compares groups of candidate responses, eliminating the need for a separate critic. This approach encourages the model to learn effective strategies by leveraging group context. Given a question  $q$ , GRPO samples  $N$  candidate responses  $\{o_1, o_2, \dots, o_N\}$  from the policy  $\pi_\theta$  and evaluates each response  $o_i$  using a reward function  $R(q, o_i)$ , which measures the quality of the candidate in the context of the given question. To determine the relative quality of these responses, GRPO normalizes the rewards by computing their mean and standard deviation and subsequently derives the advantage as:

$$A_i = \frac{r_i - \bar{r}}{\sigma}, \quad (1)$$

where  $r_i = R(q, o_i)$ ,  $\bar{r} = \text{mean}\{r_1, \dots, r_N\}$ , and  $\sigma = \text{std}\{r_1, \dots, r_N\}$ . GRPO encourages the model to generate responses with higher advantages within the group by updating the policy  $\pi_\theta$  using

$$J_{\text{GRPO}}(\theta) = \mathbb{E}_{\{o_i\}_{i=1}^N \sim \pi_{\theta_{\text{old}}}(q)} \left[ \frac{1}{N} \sum_{i=1}^N \min(s_1 \cdot A_i, s_2 \cdot A_i) - \beta D_{\text{KL}}[\pi_\theta || \pi_{\text{ref}}] \right], \quad (2)$$

where

$$s_1 = \frac{\pi_\theta(o_i|q)}{\pi_{\theta_{\text{old}}}(o_i|q)}, s_2 = \text{clip} \left( \frac{\pi_\theta(o_i|q)}{\pi_{\theta_{\text{old}}}(o_i|q)}, 1 - \epsilon, 1 + \epsilon \right). \quad (3)$$

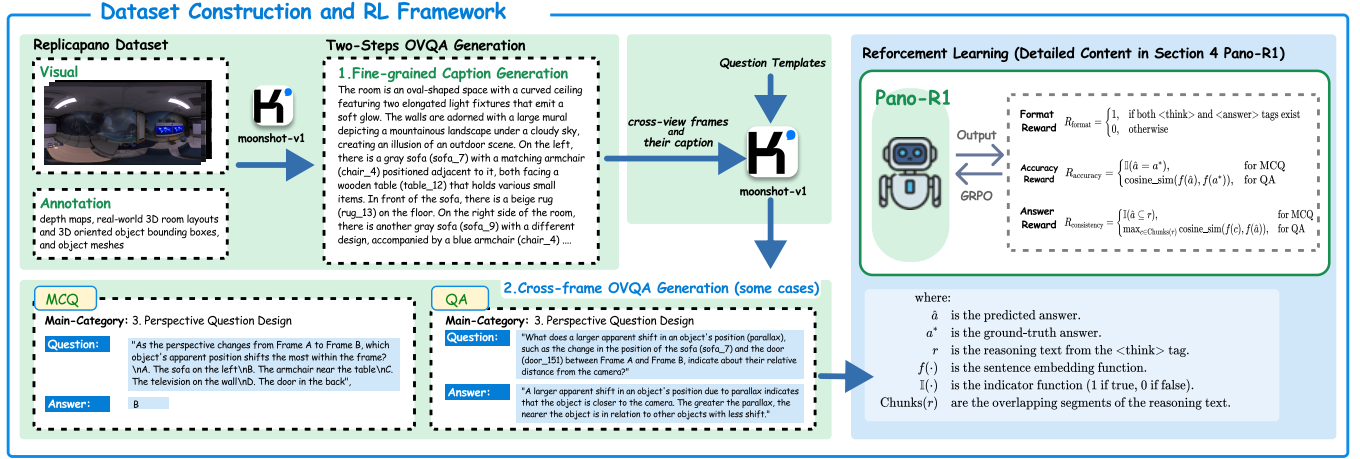


Figure 3: The overall framework for dataset construction and Reinforcement Learning training of the Pano-R1 model.

## 4.2 Reward Functions

For the VQA task, we design a composite reward function that evaluates model outputs along three key dimensions: format correctness, answer accuracy, and reasoning consistency. These rewards are tailored for use in GRPO, providing a comprehensive measure of response quality.

**Format Reward** It ensures that the model adheres to a structured output format by parsing the content within specific tags, *i.e.*, `<think>...</think>` and `<answer>...</answer>`. If either tag is missing, the reward is zero; otherwise, it is one. This promotes consistent and parsable outputs. The reward function is:

$$R_{\text{format}} = \begin{cases} 1, & \text{if both tags exist} \\ 0, & \text{otherwise.} \end{cases} \quad (4)$$

**Accuracy Reward** The accuracy reward measures how well the predicted answer matches the ground truth, with tailored computations for multiple-choice questions (MCQ) and open-ended questions (QA). It encourages precise and relevant answers. For MCQ, the reward is binary, assigning 1 if the prediction exactly matches the ground truth and 0 otherwise.

$$R_{\text{answer}}^{\text{MCQ}} = \begin{cases} 1, & \text{if prediction matches ground truth} \\ 0, & \text{otherwise.} \end{cases} \quad (5)$$

For QA, the reward uses cosine similarity of embeddings to capture semantic closeness between the predicted answer and ground truth.

$$R_{\text{answer}}^{\text{QA}} = \text{cosine\_sim}(f(\hat{a}), f(a^*)), \quad (6)$$

where  $\hat{a}$  is the predicted answer,  $a^*$  is the ground-truth,  $f(\cdot)$  is the embedding function from a pre-trained SentenceTransformer model, and  $\text{cosine\_sim}$  computes the cosine similarity (in  $[0, 1]$ ).

**Consistency Reward** It promotes coherent reasoning by ensuring alignment between the reasoning process and the final answer. For MCQ, it verifies if the predicted answer option is mentioned in the reasoning text, providing a binary score.

$$R_{\text{consistency}} = \begin{cases} 1, & \text{if MCQ and answer appears in reasoning} \\ 0, & \text{otherwise.} \end{cases} \quad (7)$$

For QA, it computes the semantic similarity between the reasoning text (from `<think>`) and the answer (from `<answer>`) using embeddings. If the reasoning is long, it is divided into overlapping chunks, and the maximum similarity is taken. This ensures the reasoning logically supports the answer.

$$R_{\text{consistency}} = \max_{c \in \text{Chunks}(r)} \text{cosine\_sim}(f(c), f(\hat{a})), \quad (8)$$

where  $r$  is the reasoning text and  $\text{Chunks}(r)$  includes all overlapping segments and the full text.

**Overall Reward.** It integrates the individual components to provide a balanced evaluation. It multiplies the format reward by the geometric mean of the clipped answer and consistency rewards, ensuring all aspects are essential for a high score. This formulation is crucial for robust multi-frame VQA reasoning.

$$\text{Reward} = R_{\text{format}} \cdot \sqrt{\text{clip}(R_{\text{answer}}, 0, 1) \times \text{clip}(R_{\text{consistency}}, 0, 1)}, \quad (9)$$

where  $\text{clip}(x, 0, 1)$  clamps  $x$  to the interval  $[0, 1]$ , and  $R_{\text{answer}}$  refers to either  $R_{\text{answer}}^{\text{MCQ}}$  or  $R_{\text{answer}}^{\text{QA}}$  depending on the question type.

## 5 Experiments

### 5.1 Experimental Setup

We adopt the Qwen2.5-VL series (3B and 7B versions) as our base models, fine-tuning them on over 6k trainset of the CFPano dataset. For parameter-efficient tuning, both Supervised Fine-Tuning (SFT) and our Reinforcement Learning (RL) experiments with the GRPO algorithm employ LoRA with a rank of 64 and alpha of 128. All models are trained for 2 epochs with a learning rate of  $1 \times 10^{-5}$ . To optimize training, we freeze the vision encoder and utilize bfloat16 mixed-precision, Flash Attention 2, and gradient checkpointing on 4 A800 GPUs.

Our evaluation framework assesses both multiple-choice (MCQ) and open-ended question-answering (QA) performance. For MCQ, we measure exact match accuracy of the selected option. For QA, we



**Table 1: Comparison of model performance across different reasoning categories on CFpano.**

Model	Overall Performance		1. Basic Understanding		2. Image Characteristics		3. Perspective Question Design		4. Advanced Reasoning		5. Quantitative Reasoning	
	MCQ	QA	MCQ	QA	MCQ	QA	MCQ	QA	MCQ	QA	MCQ	QA
<i>Qwen2.5 VL Series</i>												
Qwen2.5 VL 7B	50.44%	0.7910	39.35%	0.7838	41.48%	0.7923	<u>62.87%</u>	0.7743	<u>73.33%</u>	0.7583	37.71%	0.8798
Qwen2.5 VL 3B	46.34%	<u>0.7967</u>	40.74%	0.7975	<u>55.68%</u>	<u>0.7945</u>	47.52%	<u>0.7895</u>	55.38%	<u>0.7634</u>	36.02%	0.8512
<i>Qwen2.5 Omni Series</i>												
Qwen2.5 Omni 7B	48.98%	0.6092	43.52%	0.6329	35.23%	0.6503	50.99%	0.5316	67.69%	0.6936	<b>47.03%</b>	0.7238
Qwen2.5 Omni 3B	43.85%	0.6150	38.89%	0.6296	30.11%	0.6063	43.56%	0.5537	72.31%	0.6627	35.17%	0.7950
<i>InternVL3 Series</i>												
InternVL3 9B	<u>51.41%</u>	0.7571	37.50%	0.7383	44.32%	0.7254	59.90%	0.7470	72.82%	0.7184	<u>44.49%</u>	0.8940
InternVL3 8B	47.41%	0.7319	<b>55.56%</b>	0.7750	48.86%	0.6858	49.50%	0.6846	65.64%	0.7574	22.03%	<b>0.9173</b>
InternVL3 2B	41.95%	0.6693	<u>52.31%</u>	0.6978	42.05%	0.6793	38.12%	0.6303	56.41%	0.7416	23.73%	0.7070
<i>InternVL2.5 Series</i>												
InternVL2.5 8B	51.12%	0.7538	44.91%	<u>0.8230</u>	44.32%	0.7558	53.96%	0.7055	72.82%	0.7103	41.53%	0.8918
InternVL2.5 4B	46.93%	0.7748	49.54%	<u>0.7942</u>	44.89%	0.7650	47.03%	0.7411	70.26%	<b>0.7799</b>	26.69%	0.8882
InternVL2.5 2B	42.05%	0.6509	44.44%	0.7536	42.61%	0.6519	40.10%	0.5919	64.10%	0.7002	22.88%	0.7249
<i>Our Model</i>												
Pano-R1(7B)	<b>56.78%</b>	<b>0.8316</b>	42.13%	<b>0.8255</b>	<b>61.93%</b>	<b>0.8264</b>	<b>65.35%</b>	<b>0.8304</b>	<b>76.41%</b>	0.7545	42.80%	<u>0.9110</u>

compute semantic similarity using Sentence-BERT (all-MiniLM-L6-v2). To robustly handle varied model outputs, answers are extracted using a hierarchical strategy: first by parsing XML-style ‘<answer>’ tags, with a fallback to a DeepSeek API-based method when necessary. This ensures reliable scoring across different response formats. Further details regarding the dataset construction, training process, and benchmarks can be found in the appendices.

## 5.2 Main results

Table 1 presents a comprehensive quantitative performance comparison of Pano-R1 against a suite of contemporary models, including the Qwen2.5 VL, Qwen2.5 Omni, InternVL3, and InternVL2.5 series. The evaluation is conducted across six key areas: Overall Performance, Basic Understanding, Image Characteristics, Perspective Question Design, Advanced Reasoning, and Quantitative Reasoning, with metrics provided for both Multiple-Choice Questions (MCQ) and direct Question Answering (QA). Pano-R1 demonstrates superior performance across the board, achieving the highest overall scores. Specifically, Pano-R1 obtains an Overall Performance MCQ score of 56.78% and a QA score of 0.8316. This marks a significant improvement over the next best-performing models, InternVL3 9B (51.41% MCQ) and Qwen2.5 VL 3B (0.7967 QA).

In the detailed sub-task analysis, Pano-R1 consistently ranks as a top performer. It achieves the highest scores in both MCQ and QA for Image Characteristics (61.93%, 0.8264) and Perspective Question Design (65.35%, 0.8304). Furthermore, it leads in Advanced Reasoning MCQ with a score of 76.41%. While not leading in every single metric, such as Basic Understanding MCQ and Quantitative Reasoning MCQ, Pano-R1 maintains highly competitive performance, often securing the highest or near-highest QA scores in those categories. For instance, in Basic Understanding, it achieves the top QA

score of 0.8255, and its Quantitative Reasoning QA score of 0.9110 is highly competitive.

This figure 4 presents a comparison of three models—Pano-R1, Qwen2.5VL-7B-Instruct, and InternVL3-9B—on a visual reasoning task involving panoramic images. Two example images (Frame A and Frame B) of a room are shown. Each model’s predicted answer and reasoning are displayed in colored boxes. Pano-R1 and Qwen2.5VL-7B-Instruct both select the correct answer (“A”), but only Pano-R1 produces output in the required answer format. InternVL3-9B selects the wrong answer (“B”) and provides flawed reasoning. The figure highlights that Pano-R1’s output is not only accurate but also better aligned with the expected answer structure and reasoning depth, demonstrating the model’s robustness in both answer correctness and response formatting.

These results underscore the effectiveness of our model’s architecture and training methodology, establishing a new state-of-the-art on this benchmark across a diverse set of visual reasoning tasks.

## 5.3 Ablation Study

**5.3.1 Analysis of Training Strategy.** To validate the effectiveness of our ptraining pipeline, we compare a model trained with only SFT against our final Pano-R1 model, which incorporates an additional RL phase. The results in Table 2 demonstrate that the inclusion of RL yields significant performance gains. Overall, the RL-enhanced model improves the MCQ score from 52.6% to **56.8%** and the QA score from 0.81 to **0.83**. This trend is particularly evident in categories requiring deeper comprehension, such as Basic Understanding and Perspective Question Design, where MCQ scores see substantial increases. Furthermore, the QA scores are consistently improved or maintained across nearly all categories, highlighting

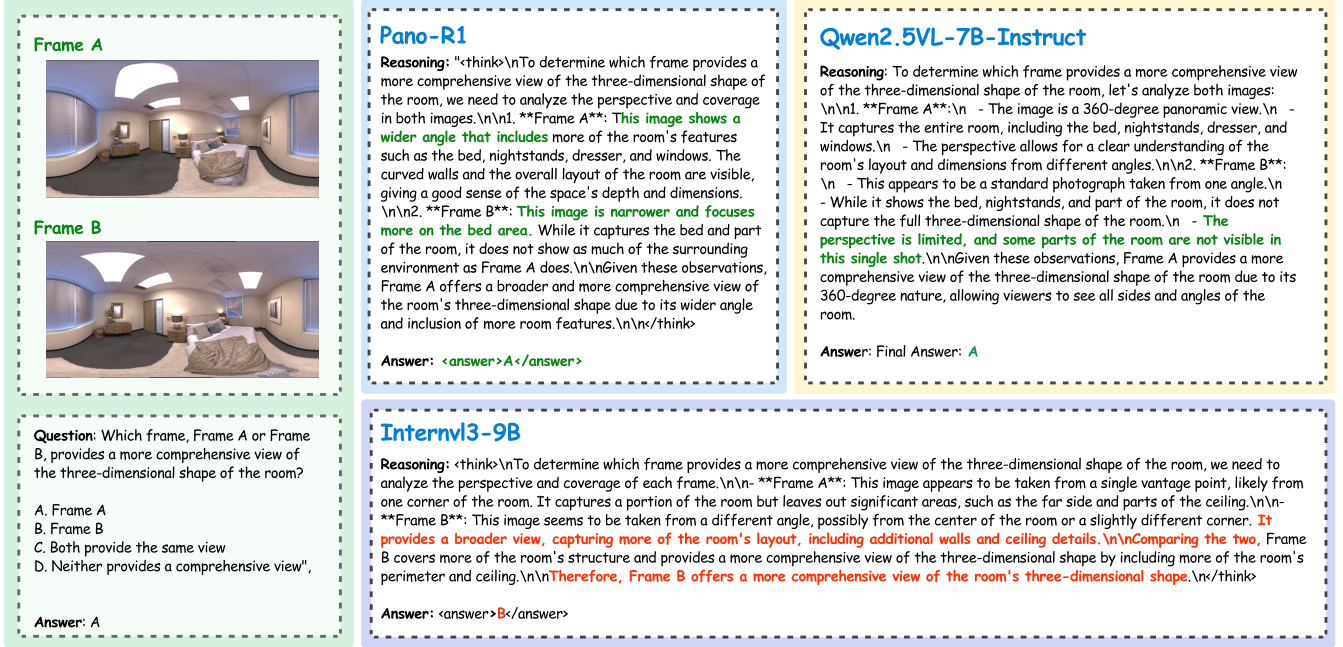


Figure 4: The first case of model inference between our model (Pano-R1) and other leading MLLMs.

the model's enhanced ability to generate accurate answers. While the SFT-only model achieves higher MCQ scores in Advanced and Quantitative Reasoning, our RL-trained model shows superior or equal QA performance in those same areas. This suggests that RL refines the model's response generation for greater factual accuracy, demonstrating its crucial role in achieving a more robust and capable model.

Table 2: Training strategy comparison: SFT vs. RL (Pano-R1).

Category	Qwen2.5VL-7B + SFT		Qwen2.5VL-7B + RL	
	MCQ	QA	MCQ	QA
Overall	52.6%	0.81	56.8%	0.83
Basic Understanding	33.8%	0.81	42.1%	0.83
Image Characteristics	50.6%	0.83	61.9%	0.83
Perspective Question Design	55.5%	0.79	65.4%	0.83
Advanced Reasoning	81.5%	0.76	76.4%	0.76
Quantitative Reasoning	44.9%	0.89	42.8%	0.91

**5.3.2 Ablation Study on Model Parameters Variants.** We further investigate the impact of model scale by comparing two variants: Pano-R1-3B and Pano-R1-7B. Both models are developed using the same training strategy, with the results of this comparison detailed in Table 3. The analysis reveals that the larger Pano-R1-7B model holds a substantial advantage in the MCQ format, achieving a much higher overall score of **56.8%** compared to 49.7% for the 3B variant. This superiority is consistent across most categories, especially in complex reasoning tasks. Conversely, the performance on the direct Question Answering (QA) metric is more nuanced. The overall QA scores are much closer, with the 7B model achieving **0.83** and the 3B model reaching 0.80. The larger 7B model establishes a clear lead in

QA performance for categories like Basic, Image, and Quantitative Reasoning. This ablation highlights that while increased model capacity is critical for improving performance on selection-based tasks (MCQ), the benefits for direct answer generation (QA) are more varied across different reasoning types.

Table 3: Performance comparison of different model sizes.

Category	Pano-R1-3B		Pano-R1-7B	
	MCQ	QA	MCQ	QA
Overall	49.7%	0.80	56.8%	0.83
Basic Understanding	44.9%	0.79	42.1%	0.83
Image Characteristics	55.1%	0.80	61.9%	0.83
Perspective Question Design	48.5%	0.81	65.4%	0.83
Advanced Reasoning	64.1%	0.75	76.4%	0.75
Quantitative Reasoning	39.0%	0.86	42.8%	0.91

## 6 Conclusion

In this paper, we addressed the challenges of visual question answering with cross-frame correlated panoramas by building the first CFpano, a comprehensive dataset designed for cross-frame and cross-view understanding in 360° environments. We further proposed Pano-R1, a MLLM enhanced with GRPO and designed task-specified reward functions to ensure reliable and structured reasoning. Extensive experiments demonstrated that Pano-R1 establishes new state-of-the-art results across diverse reasoning categories, highlighting the importance of reinforcement learning and reward design for robust omnidirectional scene understanding. We

hope our dataset, model, and analyses will inspire future research on panoramic understanding and the development of more capable MLLMs for complex real-world environments.

**Future Works:** While Pano-R1 demonstrates strong performance in cross-frame panoramic VQA, several avenues remain for future exploration. First, expanding the CFpano dataset to include dynamic scenes, such as video sequences or outdoor environments, could enable evaluation of temporal reasoning in omnidirectional settings. Additionally, integrating advanced multimodal inputs, like depth maps or audio cues, may further enhance model robustness. Additionally, developing more efficient reinforcement learning algorithms tailored for panoramic environments are promising directions.

## References

- [1] Shuai Bai, Keqin Chen, Xuejing Liu, Jialin Wang, Wenbin Ge, Sibao Song, Kai Dang, Peng Wang, Shijie Wang, Jun Tang, Humen Zhong, Yuanzhi Zhu, Mingkun Yang, Zhaohai Li, Jianqiang Wan, Pengfei Wang, Wei Ding, Zheren Fu, Yiheng Xu, Jiabo Ye, Xi Zhang, Tianbao Xie, Zesen Cheng, Hang Zhang, Zhibo Yang, Haiyang Xu, and Junyang Lin. 2025. Qwen2.5-VL Technical Report. *arXiv preprint arXiv:2502.13923* (2025). <https://arxiv.org/abs/2502.13923>
- [2] Davide Caffagni, Federico Cocchi, Luca Barsellotti, Nicholas Moratelli, Sara Sarto, Lorenzo Baraldi, Marcella Cornia, and Rita Cucchiara. 2024. The Revolution of Multimodal Large Language Models: A Survey. In *Findings of the Association for Computational Linguistics: ACL 2024*. Association for Computational Linguistics, Bangkok, Thailand, 13590–13618. doi:10.18653/v1/2024.findings-acl.807
- [3] Zeyu Cai, Zhelong Huang, Xu Zheng, Yexin Liu, Chao Liu, Zeyu Wang, and Lin Wang. 2024. Interact360: Interactive identity-driven text to 360 panorama generation. In *2024 IEEE Conference on Artificial Intelligence (CAI)*. IEEE, 728–736.
- [4] Yihong Cao, Jiaming Zhang, Xu Zheng, Hao Shi, Kunyu Peng, Hang Liu, Kailun Yang, and Hui Zhang. 2025. Unlocking Constraints: Source-Free Occlusion-Aware Seamless Segmentation. *arXiv preprint arXiv:2506.21198* (2025).
- [5] Zhe Chen, Weiyan Wang, Yue Cao, Yangzhou Liu, Zhangwei Gao, Erfei Cui, Jinguo Zhu, Shenglong Ye, Hao Tian, Zhaoyang Liu, et al. 2024. Expanding Performance Boundaries of Open-Source Multimodal Models with Model, Data, and Test-Time Scaling. *arXiv preprint arXiv:2412.05271* (2024).
- [6] Shih-Han Chou, Wei-Lun Chao, Wei-Sheng Lai, Min Sun, and Ming-Hsuan Yang. 2020. Visual Question Answering on 360° Images. In *2020 IEEE Winter Conference on Applications of Computer Vision (WACV)*. IEEE, 1596–1605. doi:10.1109/WACV45572.2020.9093452
- [7] Fabien Danieau, Thomas Lopez, Nicolas Mollet, Bertrand Leroy, Olivier Dumas, and Jean-François Vial. 2017. Enabling embodiment and interaction in omnidirectional videos. In *2017 IEEE International Conference on Multimedia and Expo (ICME)*. IEEE, 697–702. doi:10.1109/ICME.2017.8019388
- [8] Abhishek Das, Satwik Kottur, Khushi Gupta, Avi Singh, Deshraj Yadav, Jose M. F. Moura, Devi Parikh, and Dhruv Batra. 2017. Visual Dialog. In *Proceedings of the IEEE Conference on Computer Vision and Pattern Recognition (CVPR)*.
- [9] Yuan Dong, Chuan Yang, Liefeng Bo, Zilong Dong, and Ping Tan. 2024. PanoContext-Former: Panoramic Total Scene Understanding with a Transformer. In *2024 IEEE/CVF Conference on Computer Vision and Pattern Recognition (CVPR)*. 28087–28097. doi:10.1109/CVPR52733.2024.02653
- [10] Zihao Dongfang, Xu Zheng, Ziqiao Weng, Yuanhuiyi Lyu, Danda Pani Paudel, Luc Van Gool, Kailun Yang, and Xuming Hu. 2025. Are Multimodal Large Language Models Ready for Omnidirectional Spatial Reasoning? *arXiv preprint arXiv:2505.11907* (2025). <https://arxiv.org/abs/2505.11907>
- [11] Zihao Dongfang, Xu Zheng, Ziqiao Weng, Yuanhuiyi Lyu, Danda Pani Paudel, Luc Van Gool, Kailun Yang, and Xuming Hu. 2025. Are Multimodal Large Language Models Ready for Omnidirectional Spatial Reasoning? *arXiv preprint arXiv:2505.11907* (2025).
- [12] Wenxuan Huang, Bohan Jia, Zijie Zhai, Shaosheng Cao, Zheyu Ye, Fei Zhao, Zhe Xu, Yao Hu, and Shaohui Lin. 2025. Vision-R1: Incentivizing Reasoning Capability in Multimodal Large Language Models. *arXiv preprint arXiv:2503.06749* (2025). <https://arxiv.org/abs/2503.06749>
- [13] Varun Ravi Kumar, Senthil Yogamani, Hazem Rashed, Ganesh Sitsu, Christian Witt, Isabelle Leang, Stefan Milz, and Patrick Mäder. 2021. OmniDet: Surround View Cameras Based Multi-Task Visual Perception Network for Autonomous Driving. *IEEE Robotics and Automation Letters* 6, 2 (2021), 2830–2837. doi:10.1109/LRA.2021.3062324
- [14] Junnan Li, Dongxu Li, Silvio Savarese, and Steven Hoi. 2023. BLIP-2: bootstrapping language-image pre-training with frozen image encoders and large language models. In *Proceedings of the 40th International Conference on Machine Learning (ICML '23)*, Vol. 202. JMLR.org, 19730–19742.
- [15] Junnan Li, Dongxu Li, Caiming Xiong, and Steven Hoi. 2022. BLIP: Bootstrapping Language-Image Pre-training for Unified Vision-Language Understanding and Generation. In *Proceedings of the 39th International Conference on Machine Learning (Proceedings of Machine Learning Research, Vol. 162)*, Kamalika Chaudhuri, Stefanie Jegelka, Le Song, Csaba Szepesvari, Gang Niu, and Sivan Sabato (Eds.). PMLR, 12888–12900. <https://proceedings.mlr.press/v162/li22n.html>
- [16] Zhigang Li, Guanglei Qi, Wenkai Hu, Xiangyu Ma, and Qinsheng Guo. 2021. Application of Augmented Reality in Campus Navigation. In *2021 6th International Conference on Intelligent Computing and Signal Processing (ICSP)*. IEEE, 889–893. doi:10.1109/ICSP51882.2021.9408770
- [17] Ziyu Liu, Zeyi Sun, Yuhang Zang, Xiaoyi Dong, Yuhang Cao, Haodong Duan, Dahua Lin, and Jiaqi Wang. 2025. Visual-RFT: Visual Reinforcement Fine-Tuning. *arXiv preprint arXiv:2503.01785* (2025).
- [18] Ziyu Liu, Yuhang Zang, Yushan Zou, Zijian Liang, Xiaoyi Dong, Yuhang Cao, Haodong Duan, Dahua Lin, and Jiaqi Wang. 2025. Visual Agentic Reinforcement Fine-Tuning. *arXiv preprint arXiv:2505.14246* (2025). <https://arxiv.org/abs/2505.14246>
- [19] Yuanhuiyi Lyu, Xu Zheng, Dahun Kim, and Lin Wang. 2024. OmniBind: Teach to Build Unequal-Scale Modality Interaction for Omni-Bind of All. *arXiv preprint arXiv:2405.16108* (2024). <https://arxiv.org/abs/2405.16108>
- [20] Yuanhuiyi Lyu, Xu Zheng, Jiazhou Zhou, and Lin Wang. 2024. UniBind: LLM-Augmented Unified and Balanced Representation Space to Bind Them All. In *2024 IEEE/CVF Conference on Computer Vision and Pattern Recognition (CVPR)*. IEEE, 26742–26752. doi:10.1109/CVPR52733.2024.02526
- [21] Long Ouyang, Jeffrey Wu, Xu Jiang, Diogo Almeida, Carroll Wainwright, Pamela Mishkin, Chong Zhang, Sandhini Agarwal, Katarina Slama, Alex Ray, et al. 2022. Training language models to follow instructions with human feedback. In *Advances in Neural Information Processing Systems*, Vol. 35. 27730–27744.
- [22] Rafael Rafailov, Archit Sharma, Eric Mitchell, Christopher D. Manning, Stefano Ermon, and Chelsea Finn. 2023. Direct preference optimization: Your language model is secretly a reward model. In *Advances in Neural Information Processing Systems*, Vol. 36. 53728–53741.
- [23] John Schulman, Filip Wolski, Prafulla Dhariwal, Alec Radford, and Oleg Klimov. 2017. Proximal policy optimization algorithms. *arXiv preprint arXiv:1707.06347* (2017).
- [24] Zhihong Shao, Peiyi Wang, Qihao Zhu, Runxin Xu, Junxiao Song, Xiao Bi, Haowei Zhang, Mingchuan Zhang, YK Li, Y Wu, et al. 2024. Deepseekmath: Pushing the limits of mathematical reasoning in open language models. *arXiv preprint arXiv:2402.03300* (2024).
- [25] Haozhan Shen, Peng Liu, Jingcheng Li, Chunxin Fang, Yibo Ma, Jiajia Liao, Qiaoli Shen, Zilun Zhang, Gangjia Zhao, Qianqian Zhang, Ruochen Xu, and Tiancheng Zhao. 2025. Vlm-r1: A stable and generalizable r1-style large vision-language model. *arXiv preprint arXiv:2504.07615* (2025).
- [26] DeepSeek-AI Team. 2025. DeepSeek-R1: Incentivizing Reasoning Capability in LLMs via Reinforcement Learning. *arXiv preprint arXiv:2501.12948* (2025). <https://arxiv.org/abs/2501.12948>
- [27] Haoning Wu, Dongxu Li, Bei Chen, and Junnan Li. 2024. LongVideoBench: A Benchmark for Long-context Interleaved Video-Language Understanding. *arXiv preprint arXiv:2407.15754* (2024). <https://arxiv.org/abs/2407.15754>
- [28] Jin Xu, Zhifang Guo, Jinzheng He, Hangrui Hu, Ting He, Shuai Bai, Keqin Chen, Jialin Wang, Yang Fan, Kai Dang, Bin Zhang, Xiong Wang, Yunfei Chu, and Junyang Lin. 2025. Qwen2.5-Omni Technical Report. *arXiv preprint arXiv:2503.20215* (2025). <https://arxiv.org/abs/2503.20215>
- [29] Kelvin Xu, Jimmy Ba, Ryan Kiros, Kyunghyun Cho, Aaron Courville, Ruslan Salakhudinov, Rich Zemel, and Yoshua Bengio. 2015. Show, Attend and Tell: Neural Image Caption Generation with Visual Attention. In *Proceedings of the 32nd International Conference on Machine Learning (Proceedings of Machine Learning Research, Vol. 37)*, Francis Bach and David Blei (Eds.). PMLR, Lille, France, 2048–2057.
- [30] Yi Yang, Xiaoxuan He, Hongkun Pan, Xiyan Jiang, Yan Deng, Xingtao Yang, Haoyu Lu, Dacheng Yin, Fengyun Rao, Minfeng Zhu, et al. 2025. R1-onevision: Advancing generalized multimodal reasoning through cross-modal formalization. *arXiv preprint arXiv:2503.10615* (2025).
- [31] Xiang Yue, Yuansheng Ni, Kai Zhang, Tianyu Zheng, Ruqiao Liu, Ge Zhang, Samuel Stevens, Dongfu Jiang, Weiming Ren, Yuxuan Sun, Cong Wei, Botao Yu, Ruibin Yuan, Renliang Sun, Ming Yin, Boyuan Zheng, Zhenzhu Yang, Yibo Liu, Wenhao Huang, Huan Sun, Yu Su, and Wenhao Chen. 2024. MMMU: A Massive Multi-discipline Multimodal Understanding and Reasoning Benchmark for Expert AGI. In *Proceedings of CVPR*.
- [32] Heeseung Yun, Youngjae Yu, Wonsuk Yang, Kangil Lee, and Gunhee Kim. 2021. Pano-AVQA: Grounded Audio-Visual Question Answering on 360° Videos. In *2021 IEEE/CVF International Conference on Computer Vision (ICCV)*. IEEE, 2011–2021. doi:10.1109/ICCV48922.2021.00204
- [33] Xinshen Zhang, Zhen Ye, and Xu Zheng. 2025. Towards Omnidirectional Reasoning with 360-R1: A Dataset, Benchmark, and GRPO-based Method. *arXiv preprint arXiv:2505.14197* (2025).
- [34] Xinshen Zhang, Zhen Ye, and Xu Zheng. 2025. Towards Omnidirectional Reasoning with 360-R1: A Dataset, Benchmark, and GRPO-based Method. *arXiv preprint arXiv:2505.14197* (2025).

- preprint arXiv:2505.14197* (2025). <https://arxiv.org/abs/2505.14197>
- [35] Xu Zheng, Chenfei Liao, Yuqian Fu, Kaiyu Lei, Yuanhuiyi Lyu, Lutao Jiang, Bin Ren, Jiale Chen, Jiawen Wang, Chengxin Li, et al. 2025. MLLMs are Deeply Affected by Modality Bias. *arXiv preprint arXiv:2505.18657* (2025).
- [36] Xu Zheng, Tianbo Pan, Yunhao Luo, and Lin Wang. 2023. Look at the Neighbor: Distortion-aware Unsupervised Domain Adaptation for Panoramic Semantic Segmentation. In *2023 IEEE/CVF International Conference on Computer Vision (ICCV)*. IEEE, 18641–18652. doi:10.1109/ICCV51070.2023.01713
- [37] Xu Zheng, Pengyuan Zhou, Athanasios V. Vasilakos, and Lin Wang. 2024. Semantics, Distortion, and Style Matter: Towards Source-Free UDA for Panoramic Segmentation. In *2024 IEEE/CVF Conference on Computer Vision and Pattern Recognition (CVPR)*. IEEE, 27885–27895. doi:10.1109/CVPR52733.2024.02634
- [38] Xu Zheng, Peng Yuan Zhou, Athanasios V. Vasilakos, and Lin Wang. 2025. 360SFUDA++: Towards Source-Free UDA for Panoramic Segmentation by Learning Reliable Category Prototypes. *IEEE Transactions on Pattern Analysis and Machine Intelligence* 47, 2 (2025), 1190–1204. doi:10.1109/TPAMI.2024.3490619
- [39] Xu Zheng, Jinjing Zhu, Yexin Liu, Zidong Cao, Chong Fu, and Lin Wang. 2023. Both Style and Distortion Matter: Dual-Path Unsupervised Domain Adaptation for Panoramic Semantic Segmentation. In *2023 IEEE/CVF Conference on Computer Vision and Pattern Recognition (CVPR)*. IEEE, 1285–1295. doi:10.1109/CVPR52729.2023.00130
- [40] Ding Zhong, Xu Zheng, Chenfei Liao, Yuanhuiyi Lyu, Jiale Chen, Shengyang Wu, Linfeng Zhang, and Xuming Hu. 2025. Omnisam: Omnidirectional segment anything model for uda in panoramic semantic segmentation. *arXiv preprint arXiv:2503.07098* (2025).
- [41] Jinguo Zhu, Weiyun Wang, Zhe Chen, Zhaoyang Liu, Shenglong Ye, Lixin Gu, Hao Tian, Yuchen Duan, Weijie Su, Jie Shao, Zhangwei Gao, Erfei Cui, Xuehui Wang, Yue Cao, Yangzhou Liu, Xingguang Wei, Hongjie Zhang, Haomin Wang, Weiye Xu, Hao Li, Jiahao Wang, Nianchen Deng, Songze Li, Yanan He, Tan Jiang, Jiapeng Luo, Yi Wang, Conghui He, Botian Shi, Xingcheng Zhang, Wenqi Shao, Junjun He, Yingdong Xiong, Wenwen Qu, Peng Sun, Penglong Jiao, Han Lv, Lijun Wu, Kaipeng Zhang, Huipeng Deng, Jiaye Ge, Kai Chen, Limin Wang, Min Dou, Lewei Lu, Xizhou Zhu, Tong Lu, Dahua Lin, Yu Qiao, Jifeng Dai, and Wenhui Wang. 2025. InternVL3: Exploring Advanced Training and Test-Time Recipes for Open-Source Multimodal Models. *arXiv preprint arXiv:2504.10479* (2025). <https://arxiv.org/abs/2504.10479>

## A Prompt Templates

### A.1 Prompts for VQA generation

#### A.1.1 Fixed System Instruction (Base Part).

You are an expert in Visual Question Answering (VQA) generation. Your task is to create a question-answer pair based on two input images and their text descriptions.

**Rules:**

- Analyze Inputs:** Carefully analyze the two provided frames, identified as **Frame A** (original ID: {frame\_x\_id}) and **Frame B** (original ID: {frame\_y\_id}), and their corresponding captions.
- Use Template:** Generate a question that follows the structure of the provided template. You must use the placeholders "Frame A" and "Frame B" in your question, NOT the original IDs. You must also fill in other placeholders (like {object\_A}) with relevant objects or concepts visible in the images.

#### A.1.2 MCQ Format Instruction.

**Format:** This is a Multiple-Choice Question (MCQ).

**Output:** Your final output must be a single, valid JSON object with the following keys:

- "question":** The generated question string.
- "options":** A JSON object containing four plausible options, with keys "A", "B", "C", and "D". One option must be the correct answer.
- "answer":** The string value of the correct option (e.g., the text from option "C"). Do not add any text outside the JSON object.

#### A.1.3 QA Format Instruction.

**Format:** This is an open-ended Question-Answer (QA).

**Output:** Your final output must be a single, valid JSON object with the following keys:

- "question":** The generated question string.
- "answer":** A concise, factual, open-ended answer string. The JSON object for a QA must not contain an "options" key. Do not add any text outside the JSON object.

## A.2 Prompts for fine-grained Caption generation

### A.2.1 Image Description Generation Instruction.

You are a meticulous and objective scene captioner. Your task is to generate a precise, factual, and comprehensive description of the provided 360-degree panoramic image and its metadata.

Your description must adhere to the following strict rules:

- Strictly Objective Tone:** Your language must be neutral and descriptive. DO NOT use interpretive, subjective, or emotional words. Avoid describing the "mood," "atmosphere," "feel," or "energy" (e.g., do not use words like "cozy," "inviting," "playful," "serene," or "elegant").
- Structural-First Approach:** Begin with the room's physical layout, architectural features (e.g., "The room is rectangular with white walls, a hardwood floor, and a flat white ceiling."), and light sources (e.g., "Natural light enters from a large window on the north wall.").
- Systematic Object Inventory:** Methodically describe each object from the metadata. For each object, state its key visual properties (color, material, shape, design) and its precise spatial relationship to other objects or room features.
- Factual and Comprehensive Report:** The final output must be a coherent, well-structured paragraph that reads like a technical report or an inventory list written in prose. It must not be a creative essay or a story. Ensure every object from the metadata is included.

Please generate the description now, following these rules precisely.

## A.3 Prompts for result analysis

### A.3.1 Answer Extraction Prompt of MCQ Type.

You are a text parsing expert. Based on the following question and model output, your task is to extract only the final option letter (A, B, C, or D). Do not provide any explanation or reasoning. Return only the single letter. Question Type: question\_type Question: question

### A.3.2 Answer Extraction Prompt of QA Type.

You are a text parsing expert. Based on the following question and model output, your task is to extract only the final, direct answer. Do not include any of the model's thought process or introductory phrases like 'The answer is:'. Provide only the clean answer text. Question Type: question\_type Question: question

## B More Details of Model Performance on Dataset

This appendix provides detailed performance metrics for 11 models on the dataset. Each model is evaluated across categories and sub-categories, with metrics for MCQ Accuracy and QA Similarity. Results are presented in separate small tables for clarity.

**Table 4: Performance Evaluation of InternVL3-9B**

Category/Sub-category	MCQ Accuracy	QA Similarity
<b>Overall Performance</b>	51.41%	0.7571
<b>1. Basic Understanding</b>	37.50%	0.7383
1.1 Perspective Definition & Identification	29.63%	0.9089
1.2 Effect of Perspective on Object Shape	56.82%	0.8198
1.3 Perspective & Occlusion	37.50%	0.5382
<b>2. Image Characteristics</b>	44.32%	0.7254
2.1 Field of View & Information	48.96%	0.6403
2.2 Distortion & Perspective Effects	38.75%	0.8336
2.3 Multi-view Fusion	–	0.7727
<b>3. Perspective Question Design</b>	59.90%	0.7470
3.1 Position Inference	60.53%	0.7063
3.2 Spatial Relationships	64.44%	0.7356
3.3 Dynamic Perspective Change	63.49%	0.7868
3.4 Size Judgment	72.73%	–
3.5 Perspective Transformation	21.74%	0.7334
<b>4. Advanced Reasoning</b>	72.82%	0.7184
4.1 Multi-level Spatial Understanding	56.82%	0.6910
4.2 Inferring Implied Relationships	85.14%	0.9076
4.3 Inferring Scene Narrative	70.13%	0.7648
<b>5. Quantitative Reasoning</b>	44.49%	0.8940
5.1 Occlusion-Based Counting	52.50%	–
5.2 Disambiguation & Total Count	38.10%	0.8779
5.3 Conditional & Comparative Counting	41.94%	0.9041

## B.1 InternVL3-9B

## B.2 InternVL3-8B

**Table 5: Performance Evaluation of InternVL3-8B**

Category/Sub-category	MCQ Accuracy	QA Similarity
<b>Overall Performance</b>	47.41%	0.7319
<b>1. Basic Understanding</b>	55.56%	0.7750
1.1 Perspective Definition & Identification	53.70%	0.4999
1.2 Effect of Perspective on Object Shape	50.00%	0.8197
1.3 Perspective & Occlusion	62.50%	0.6839
<b>2. Image Characteristics</b>	48.86%	0.6858
2.1 Field of View & Information	61.46%	0.5985
2.2 Distortion & Perspective Effects	33.75%	0.6816
2.3 Multi-view Fusion	–	0.7420
<b>3. Perspective Question Design</b>	49.50%	0.6846
3.1 Position Inference	63.16%	0.5401
3.2 Spatial Relationships	68.89%	0.8109
3.3 Dynamic Perspective Change	17.46%	0.7051
3.4 Size Judgment	69.70%	–
3.5 Perspective Transformation	47.83%	0.6807
<b>4. Advanced Reasoning</b>	65.64%	0.7574
4.1 Multi-level Spatial Understanding	77.27%	0.7402
4.2 Inferring Implied Relationships	55.41%	0.8915
4.3 Inferring Scene Narrative	68.83%	0.7857
<b>5. Quantitative Reasoning</b>	22.03%	0.9173
5.1 Occlusion-Based Counting	8.75%	–
5.2 Disambiguation & Total Count	6.35%	0.8962
5.3 Conditional & Comparative Counting	44.09%	0.9306

## B.3 InternVL3-2B

**Table 6: Performance Evaluation of InternVL3-2B**

Category/Sub-category	MCQ Accuracy	QA Similarity
<b>Overall Performance</b>	41.95%	0.6693
<b>1. Basic Understanding</b>	52.31%	0.6978
1.1 Perspective Definition & Identification	56.48%	0.3506
1.2 Effect of Perspective on Object Shape	56.82%	0.7828
1.3 Perspective & Occlusion	42.19%	0.5154
<b>2. Image Characteristics</b>	42.05%	0.6793
2.1 Field of View & Information	53.12%	0.6198
2.2 Distortion & Perspective Effects	28.75%	0.5474
2.3 Multi-view Fusion	–	0.7262
<b>3. Perspective Question Design</b>	38.12%	0.6303
3.1 Position Inference	47.37%	0.5772
3.2 Spatial Relationships	57.78%	0.7974
3.3 Dynamic Perspective Change	20.63%	0.5080
3.4 Size Judgment	48.48%	–
3.5 Perspective Transformation	17.39%	0.7153
<b>4. Advanced Reasoning</b>	56.41%	0.7416
4.1 Multi-level Spatial Understanding	59.09%	0.7187
4.2 Inferring Implied Relationships	56.76%	0.8524
4.3 Inferring Scene Narrative	54.55%	0.7827
<b>5. Quantitative Reasoning</b>	23.73%	0.7070
5.1 Occlusion-Based Counting	22.50%	–
5.2 Disambiguation & Total Count	3.17%	0.3876
5.3 Conditional & Comparative Counting	38.71%	0.9084

## B.4 InternVL2.5-8B

**Table 7: Performance Evaluation of InternVL2.5-8B**

Category/Sub-category	MCQ Accuracy	QA Similarity
<b>Overall Performance</b>	51.12%	0.7538
<b>1. Basic Understanding</b>	44.91%	0.8230
1.1 Perspective Definition & Identification	38.89%	0.5179
1.2 Effect of Perspective on Object Shape	59.09%	0.8528
1.3 Perspective & Occlusion	45.31%	0.7682
<b>2. Image Characteristics</b>	44.32%	0.7558
2.1 Field of View & Information	38.54%	0.5961
2.2 Distortion & Perspective Effects	51.25%	0.8493
2.3 Multi-view Fusion	–	0.8518
<b>3. Perspective Question Design</b>	53.96%	0.7055
3.1 Position Inference	63.16%	0.6672
3.2 Spatial Relationships	57.78%	0.6103
3.3 Dynamic Perspective Change	52.38%	0.7277
3.4 Size Judgment	51.52%	–
3.5 Perspective Transformation	39.13%	0.7695
<b>4. Advanced Reasoning</b>	72.82%	0.7103
4.1 Multi-level Spatial Understanding	50.00%	0.7001
4.2 Inferring Implied Relationships	87.84%	0.6823
4.3 Inferring Scene Narrative	71.43%	0.7326
<b>5. Quantitative Reasoning</b>	41.53%	0.8918
5.1 Occlusion-Based Counting	43.75%	–
5.2 Disambiguation & Total Count	28.57%	0.8495
5.3 Conditional & Comparative Counting	48.39%	0.9185



## B.5 InternVL2.5-4B

**Table 8: Performance Evaluation of InternVL2.5-4B**

Category/Sub-category	MCQ Accuracy	QA Similarity
<b>Overall Performance</b>	46.93%	0.7748
<b>1. Basic Understanding</b>	49.54%	0.7942
1.1 Perspective Definition & Identification	55.56%	0.6769
1.2 Effect of Perspective on Object Shape	54.55%	0.8121
1.3 Perspective & Occlusion	35.94%	0.7579
<b>2. Image Characteristics</b>	44.89%	0.7650
2.1 Field of View & Information	45.83%	0.6450
2.2 Distortion & Perspective Effects	43.75%	0.7042
2.3 Multi-view Fusion	–	0.8459
<b>3. Perspective Question Design</b>	47.03%	0.7411
3.1 Position Inference	50.00%	0.7143
3.2 Spatial Relationships	55.56%	0.7867
3.3 Dynamic Perspective Change	41.27%	0.7116
3.4 Size Judgment	39.39%	–
3.5 Perspective Transformation	52.17%	0.7687
<b>4. Advanced Reasoning</b>	70.26%	0.7799
4.1 Multi-level Spatial Understanding	56.82%	0.7700
4.2 Inferring Implied Relationships	71.62%	0.8058
4.3 Inferring Scene Narrative	76.62%	0.7988
<b>5. Quantitative Reasoning</b>	26.69%	0.8882
5.1 Occlusion-Based Counting	21.25%	–
5.2 Disambiguation & Total Count	25.40%	0.8485
5.3 Conditional & Comparative Counting	32.26%	0.9132

## B.6 InternVL2.5-2B

**Table 9: Performance Evaluation of InternVL2.5-2B**

Category/Sub-category	MCQ Accuracy	QA Similarity
<b>Overall Performance</b>	42.05%	0.6509
<b>1. Basic Understanding</b>	44.44%	0.7536
1.1 Perspective Definition & Identification	50.93%	0.8985
1.2 Effect of Perspective on Object Shape	45.45%	0.7982
1.3 Perspective & Occlusion	32.81%	0.6417
<b>2. Image Characteristics</b>	42.61%	0.6519
2.1 Field of View & Information	60.42%	0.5565
2.2 Distortion & Perspective Effects	21.25%	0.5092
2.3 Multi-view Fusion	–	0.7225
<b>3. Perspective Question Design</b>	40.10%	0.5919
3.1 Position Inference	28.95%	0.6784
3.2 Spatial Relationships	68.89%	0.7400
3.3 Dynamic Perspective Change	31.75%	0.4405
3.4 Size Judgment	45.45%	–
3.5 Perspective Transformation	17.39%	0.6232
<b>4. Advanced Reasoning</b>	64.10%	0.7002
4.1 Multi-level Spatial Understanding	61.36%	0.7019
4.2 Inferring Implied Relationships	54.05%	0.7924
4.3 Inferring Scene Narrative	75.32%	0.6920
<b>5. Quantitative Reasoning</b>	22.88%	0.7249
5.1 Occlusion-Based Counting	10.00%	–
5.2 Disambiguation & Total Count	11.11%	0.5116
5.3 Conditional & Comparative Counting	41.94%	0.8594

## B.7 Qwen2.5-Omni-7B

**Table 10: Performance Evaluation of Qwen2.5-Omni-7B**

Category/Sub-category	MCQ Accuracy	QA Similarity
<b>Overall Performance</b>	48.98%	0.6092
<b>1. Basic Understanding</b>	43.52%	0.6329
1.1 Perspective Definition & Identification	37.96%	0.4448
1.2 Effect of Perspective on Object Shape	54.55%	0.7747
1.3 Perspective & Occlusion	45.31%	0.3091
<b>2. Image Characteristics</b>	35.23%	0.6503
2.1 Field of View & Information	39.58%	0.6211
2.2 Distortion & Perspective Effects	30.00%	0.7135
2.3 Multi-view Fusion	–	0.6648
<b>3. Perspective Question Design</b>	50.99%	0.5316
3.1 Position Inference	44.74%	0.6156
3.2 Spatial Relationships	68.89%	0.5515
3.3 Dynamic Perspective Change	39.68%	0.4477
3.4 Size Judgment	54.55%	–
3.5 Perspective Transformation	52.17%	0.5644
<b>4. Advanced Reasoning</b>	67.69%	0.6936
4.1 Multi-level Spatial Understanding	63.64%	0.7152
4.2 Inferring Implied Relationships	77.03%	0.6633
4.3 Inferring Scene Narrative	61.04%	0.6510
<b>5. Quantitative Reasoning</b>	47.03%	0.7238
5.1 Occlusion-Based Counting	56.25%	–
5.2 Disambiguation & Total Count	34.92%	0.5455
5.3 Conditional & Comparative Counting	47.31%	0.8363

## B.8 Qwen2.5-Omni-3B

**Table 11: Performance Evaluation of Qwen2.5-Omni-3B**

Category/Sub-category	MCQ Accuracy	QA Similarity
<b>Overall Performance</b>	43.85%	0.6150
<b>1. Basic Understanding</b>	38.89%	0.6296
1.1 Perspective Definition & Identification	41.67%	0.4448
1.2 Effect of Perspective on Object Shape	46.59%	0.7782
1.3 Perspective & Occlusion	29.69%	0.2898
<b>2. Image Characteristics</b>	30.11%	0.6063
2.1 Field of View & Information	32.29%	0.6257
2.2 Distortion & Perspective Effects	27.50%	0.5556
2.3 Multi-view Fusion	–	0.5973
<b>3. Perspective Question Design</b>	43.56%	0.5537
3.1 Position Inference	44.74%	0.6198
3.2 Spatial Relationships	61.36%	0.6202
3.3 Dynamic Perspective Change	33.33%	0.4427
3.4 Size Judgment	43.43%	–
3.5 Perspective Transformation	34.78%	0.6031
<b>4. Advanced Reasoning</b>	72.31%	0.6627
4.1 Multi-level Spatial Understanding	54.55%	0.6894
4.2 Inferring Implied Relationships	77.03%	0.6581
4.3 Inferring Scene Narrative	76.62%	0.6081
<b>5. Quantitative Reasoning</b>	35.17%	0.7950
5.1 Occlusion-Based Counting	37.50%	–
5.2 Disambiguation & Total Count	33.33%	0.7538
5.3 Conditional & Comparative Counting	35.48%	0.8210

## B.9 Qwen2.5-VL-7B

**Table 12: Performance Evaluation of Qwen2.5-VL-7B**

Category/Sub-category	MCQ Accuracy	QA Similarity
<b>Overall Performance</b>	50.44%	0.7910
<b>1. Basic Understanding</b>	39.35%	0.7838
1.1 Perspective Definition & Identification	29.63%	0.7109
1.2 Effect of Perspective on Object Shape	52.27%	0.7932
1.3 Perspective & Occlusion	46.88%	0.7654
<b>2. Image Characteristics</b>	41.48%	0.7923
2.1 Field of View & Information	41.67%	0.6675
2.2 Distortion & Perspective Effects	41.25%	0.8668
2.3 Multi-view Fusion	–	0.8672
<b>3. Perspective Question Design</b>	62.87%	0.7743
3.1 Position Inference	68.42%	0.7487
3.2 Spatial Relationships	64.44%	0.8602
3.3 Dynamic Perspective Change	61.90%	0.7262
3.4 Size Judgment	66.67%	–
3.5 Perspective Transformation	47.83%	0.7976
<b>4. Advanced Reasoning</b>	73.33%	0.7583
4.1 Multi-level Spatial Understanding	72.73%	0.7496
4.2 Inferring Implied Relationships	85.14%	0.8892
4.3 Inferring Scene Narrative	62.34%	0.7693
<b>5. Quantitative Reasoning</b>	37.71%	0.8798
5.1 Occlusion-Based Counting	38.75%	–
5.2 Disambiguation & Total Count	36.51%	0.8174
5.3 Conditional & Comparative Counting	37.63%	0.9192

## B.10 Qwen2.5-VL-3B

**Table 13: Performance Evaluation of Qwen2.5-VL-3B**

Category/Sub-category	MCQ Accuracy	QA Similarity
<b>Overall Performance</b>	46.34%	0.7967
<b>1. Basic Understanding</b>	40.74%	0.7975
1.1 Perspective Definition & Identification	35.19%	0.7773
1.2 Effect of Perspective on Object Shape	59.09%	0.8125
1.3 Perspective & Occlusion	37.50%	0.7632
<b>2. Image Characteristics</b>	55.68%	0.7945
2.1 Field of View & Information	47.92%	0.7210
2.2 Distortion & Perspective Effects	65.00%	0.7823
2.3 Multi-view Fusion	–	0.8424
<b>3. Perspective Question Design</b>	47.52%	0.7895
3.1 Position Inference	39.47%	0.7506
3.2 Spatial Relationships	64.44%	0.8723
3.3 Dynamic Perspective Change	41.27%	0.7749
3.4 Size Judgment	57.58%	–
3.5 Perspective Transformation	30.43%	0.7813
<b>4. Advanced Reasoning</b>	55.38%	0.7634
4.1 Multi-level Spatial Understanding	34.09%	0.7554
4.2 Inferring Implied Relationships	72.97%	0.8141
4.3 Inferring Scene Narrative	50.65%	0.7772
<b>5. Quantitative Reasoning</b>	36.02%	0.8512
5.1 Occlusion-Based Counting	31.25%	–
5.2 Disambiguation & Total Count	30.16%	0.7245
5.3 Conditional & Comparative Counting	44.09%	0.9310

## B.11 Pano-R1-7B

**Table 14: Performance Evaluation of Pano-R1-7B**

Category/Sub-category	MCQ Accuracy	QA Similarity
<b>Overall Performance</b>	56.78%	0.8316
<b>1. Basic Understanding</b>	42.13%	0.8255
1.1 Perspective Definition & Identification	30.56%	0.9660
1.2 Effect of Perspective on Object Shape	65.91%	0.8380
1.3 Perspective & Occlusion	45.31%	0.7892
<b>2. Image Characteristics</b>	61.93%	0.8264
2.1 Field of View & Information	67.71%	0.7370
2.2 Distortion & Perspective Effects	55.00%	0.8693
2.3 Multi-view Fusion	–	0.8807
<b>3. Perspective Question Design</b>	65.35%	0.8304
3.1 Position Inference	78.95%	0.8003
3.2 Spatial Relationships	68.89%	0.8843
3.3 Dynamic Perspective Change	66.67%	0.8355
3.4 Size Judgment	63.64%	–
3.5 Perspective Transformation	34.78%	0.8099
<b>4. Advanced Reasoning</b>	76.41%	0.7545
4.1 Multi-level Spatial Understanding	68.18%	0.7400
4.2 Inferring Implied Relationships	90.54%	0.8730
4.3 Inferring Scene Narrative	67.53%	0.7780
<b>5. Quantitative Reasoning</b>	42.80%	0.9110
5.1 Occlusion-Based Counting	45.00%	–
5.2 Disambiguation & Total Count	41.27%	0.8807
5.3 Conditional & Comparative Counting	41.94%	0.9301

## B.12 Pano-R1-3B

**Table 15: Performance Evaluation of Pano-R1-3B**

Category/Sub-category	MCQ Accuracy	QA Similarity
<b>Overall Performance</b>	49.66%	0.8037
<b>1. Basic Understanding</b>	44.91%	0.7893
1.1 Perspective Definition & Identification	42.59%	0.9159
1.2 Effect of Perspective on Object Shape	65.91%	0.7964
1.3 Perspective & Occlusion	34.38%	0.7680
<b>2. Image Characteristics</b>	55.11%	0.7979
2.1 Field of View & Information	55.21%	0.7682
2.2 Distortion & Perspective Effects	55.00%	0.8481
2.3 Multi-view Fusion	–	0.8130
<b>3. Perspective Question Design</b>	48.51%	0.8054
3.1 Position Inference	50.00%	0.7645
3.2 Spatial Relationships	66.67%	0.8463
3.3 Dynamic Perspective Change	39.68%	0.8320
3.4 Size Judgment	60.61%	–
3.5 Perspective Transformation	17.39%	0.7703
<b>4. Advanced Reasoning</b>	64.10%	0.7531
4.1 Multi-level Spatial Understanding	50.00%	0.7493
4.2 Inferring Implied Relationships	83.78%	0.7605
4.3 Inferring Scene Narrative	53.25%	0.7600
<b>5. Quantitative Reasoning</b>	38.98%	0.8639
5.1 Occlusion-Based Counting	42.50%	–
5.2 Disambiguation & Total Count	28.57%	0.8256
5.3 Conditional & Comparative Counting	43.01%	0.8881

## C Dataset Information

This appendix provides more detailed information about the datasets we introduced.

Table 16: CFPano VQA Dataset Overview

Dataset	Total Questions	MCQ Count (%)	QA Count (%)
Overall Dataset	8,094	5,240 (64.74%)	2,854 (35.26%)
Training Set	6,475	4,215 (65.10%)	2,260 (34.90%)
Testing Set	1,619	1,025 (63.31%)	594 (36.69%)

Table 17: Overall Dataset Category Distribution

Category/Sub-category	Count	Percentage
<b>Total Questions</b>	<b>8,094</b>	<b>100.00%</b>
<b>1. Basic Understanding</b>	1,534	18.95%
1.1 Perspective Definition & Identification	569	7.03%
1.2 Effect of Perspective on Object Shape	500	6.18%
1.3 Perspective & Occlusion	465	5.74%
<b>2. Image Characteristics</b>	1,466	18.11%
2.1 Field of View & Information	670	8.28%
2.2 Distortion & Perspective Effects	465	5.74%
2.3 Multi-view Fusion	331	4.09%
<b>3. Perspective Question Design</b>	2,331	28.80%
3.1 Position Inference	450	5.56%
3.2 Spatial Relationships	452	5.58%
3.3 Dynamic Perspective Change	723	8.93%
3.4 Size Judgment	231	2.85%
3.5 Perspective Transformation	475	5.87%
<b>4. Advanced Reasoning</b>	1,223	15.11%
4.1 Multi-level Spatial Understanding	450	5.56%
4.2 Inferring Implied Relationships	322	3.98%
4.3 Inferring Scene Narrative	451	5.57%
<b>5. Quantitative Reasoning</b>	1,540	19.03%
5.1 Occlusion-Based Counting	384	4.74%
5.2 Disambiguation & Total Count	481	5.94%
5.3 Conditional & Comparative Counting	675	8.34%

Table 18: Training Set Category Distribution

Category/Sub-category	Count	Percentage
<b>Total Training Questions</b>	<b>6,475</b>	<b>100.00%</b>
<b>1. Basic Understanding</b>	1,250	19.31%
1.1 Perspective Definition & Identification	460	7.10%
1.2 Effect of Perspective on Object Shape	409	6.32%
1.3 Perspective & Occlusion	381	5.88%
<b>2. Image Characteristics</b>	1,162	17.95%
2.1 Field of View & Information	526	8.12%
2.2 Distortion & Perspective Effects	380	5.87%
2.3 Multi-view Fusion	256	3.95%
<b>3. Perspective Question Design</b>	1,865	28.80%
3.1 Position Inference	359	5.54%
3.2 Spatial Relationships	359	5.54%
3.3 Dynamic Perspective Change	568	8.77%
3.4 Size Judgment	198	3.06%
3.5 Perspective Transformation	381	5.88%
<b>4. Advanced Reasoning</b>	969	14.97%
4.1 Multi-level Spatial Understanding	367	5.67%
4.2 Inferring Implied Relationships	247	3.81%
4.3 Inferring Scene Narrative	355	5.48%
<b>5. Quantitative Reasoning</b>	1,229	18.98%
5.1 Occlusion-Based Counting	304	4.69%
5.2 Disambiguation & Total Count	389	6.01%
5.3 Conditional & Comparative Counting	536	8.28%

D Question Templates

This appendix includes a large table of question templates. Flex means both question type are applied in this question template text.

Table 19: Testing Set Category Distribution

Category/Sub-category	Count	Percentage
<b>Total Testing Questions</b>	<b>1,619</b>	<b>100.00%</b>
<b>1. Basic Understanding</b>	284	17.54%
1.1 Perspective Definition & Identification	109	6.73%
1.2 Effect of Perspective on Object Shape	91	5.62%
1.3 Perspective & Occlusion	84	5.19%
<b>2. Image Characteristics</b>	304	18.78%
2.1 Field of View & Information	144	8.89%
2.2 Distortion & Perspective Effects	85	5.25%
2.3 Multi-view Fusion	75	4.63%
<b>3. Perspective Question Design</b>	466	28.78%
3.1 Position Inference	91	5.62%
3.2 Spatial Relationships	93	5.74%
3.3 Dynamic Perspective Change	155	9.57%
3.4 Size Judgment	33	2.04%
3.5 Perspective Transformation	94	5.81%
<b>4. Advanced Reasoning</b>	254	15.69%
4.1 Multi-level Spatial Understanding	83	5.13%
4.2 Inferring Implied Relationships	75	4.63%
4.3 Inferring Scene Narrative	96	5.93%
<b>5. Quantitative Reasoning</b>	311	19.21%
5.1 Occlusion-Based Counting	80	4.94%
5.2 Disambiguation & Total Count	92	5.68%
5.3 Conditional & Comparative Counting	139	8.59%

E Model Inference Cases

This appendix presents three model inference cases, each in a large figure spanning two columns. Each case compares the performance of Qwen2.5VL-7B-Instruct, InternVL3-9B, and Pano-R1 on panoramic images, highlighting differences in reasoning and output accuracy.

Received 20 February 2007; revised 12 March 2009; accepted 5 June 2009

Table 20: Complete Question Templates for ReplicaPano VQA Dataset

Main Category	Sub-Category	Template ID	Type	Question Template Text
1. Basic Understanding	1.1 Perspective Definition & Identification	T1.1.1	MCQ	Comparing {frame_X} and {frame_Y}, which one was taken from a higher viewpoint?
		T1.1.2	MCQ	Which frame, {frame_X} or {frame_Y}, provides a more direct top-down view of {object_A}?
	1.2 Effect of Perspective on Object Shape	T1.2.1	QA	Describe how the apparent shape of {object_A} changes between the perspective of {frame_X} and {frame_Y}.
		T1.2.2	MCQ	Which frame, {frame_X} or {frame_Y}, provides a more comprehensive view of the three-dimensional shape of {object_A}?
	1.3 Perspective & Occlusion	T1.3.1	Flex	In {frame_X}, {object_A} is partially occluded. Based on the view in {frame_Y}, identify the object that is causing the occlusion.
		T1.3.2	MCQ	By comparing the two frames, which perspective reveals more about the spatial relationship (front/back) between {object_A} and {object_B}?
2. Image Characteristics	2.1 Field of View & Information	T2.1.1	MCQ	Comparing the two images, which one ({frame_X} or {frame_Y}) captures a wider field of view of the scene?
		T2.1.2	MCQ	Considering an object located at the edge of the view in {frame_X}, does this same object appear closer to the center in {frame_Y}?
		T2.1.3	QA	What does it imply about the camera's movement if an object appears to move from the edge of the view toward the center?
	2.2 Distortion & Perspective Effects	T2.2.1	MCQ	In which frame is the perspective effect, where distant objects appear smaller, more pronounced?
		T2.2.2	MCQ	In {frame_X}, {object_A} and {object_B} appear to be similar in size. Using the information from {frame_Y}, are their actual sizes likely to be the same?
	2.3 Multi-view Fusion	T2.3.1	Flex	The depth relationship between {object_A} and {object_B} is ambiguous in {frame_X}. What visual cue does {frame_Y} provide to resolve this ambiguity?
		T2.3.2	QA	By combining information from both views, describe the approximate location of {object_A} within the room (e.g., near a corner, in the center).
	3.1 Position Inference	T3.1.1	QA	{frame_X} shows the front of {object_A}, while {frame_Y} shows its side. Describe the camera's direction of movement from {frame_X} to {frame_Y}.
		T3.1.2	MCQ	Using both views, determine if {object_A} is freestanding or placed against a wall or another object.
	3. Perspective Question Design	3.2 Spatial Relationships	T3.2.1	MCQ
T3.2.2			QA	In {frame_X}, {object_A} is to the left of {object_B}, but in {frame_Y}, it is on the right. Explain why this change in relative position occurred.
3.3 Dynamic Perspective Change		T3.3.1	QA	Describe the type of camera motion between {frame_X} and {frame_Y} (e.g., was it a pan, a rotation, or a zoom?).
		T3.3.2	MCQ	As the perspective changes from {frame_X} to {frame_Y}, which object's apparent position shifts the most within the frame?
		T3.3.3	QA	What does a larger apparent shift in an object's position (parallax) indicate about its relative distance from the camera?
3.4 Size Judgment		T3.4.1	QA	Explain why {object_A} appears significantly larger or smaller in {frame_X} compared to {frame_Y}.
		T3.4.2	MCQ	Based on the visual evidence in both frames, which object, {object_A} or {object_B}, is likely larger in reality?
3.5 Perspective Transformation		T3.5.1	Flex	If you were to take a third picture to get a clear view of the occluded part of {object_A}, where should the camera be moved to?
	T3.5.2	QA	Based on the visible parts of {object_A} in both frames, describe its likely appearance if viewed from directly above.	
4. Advanced Reasoning	4.1 Multi-level Spatial Understanding	T4.1.1	QA	Using both frames, describe the foreground, mid-ground, and background elements of this scene.
		T4.1.2	MCQ	Using evidence from both frames, determine if {object_A} is closer to {object_B} or to {object_C}.
	4.2 Inferring Implied Relationships	T4.2.1	MCQ	Given that {object_A} and {object_B} are positioned close to each other in both views, what is their likely functional relationship (e.g., a chair and a table)?
		T4.2.2	MCQ	Based on the arrangement of objects visible across both frames, what do you infer is the primary use of this room (e.g., office, bedroom)?
	4.3 Inferring Scene Narrative	T4.3.1	MCQ	Based on the layout derived from both frames, is there a clear, unobstructed path for someone to walk from {object_A} to {object_B}?
	T4.3.2	Flex	If a light source were placed directly above {object_A}, which surfaces of {object_B} would be illuminated, based on their spatial relationship?	
5. Quantitative Reasoning	5.1 Occlusion-Based Counting	T5.1.1	MCQ	In {frame_X}, some {object_type_plural} are hidden. Using {frame_Y} to see the full scene, what is the true total number of {object_type_plural}?
		T5.1.2	MCQ	{frame_Y} provides a clearer view of an area that is partially obscured in {frame_X}. How many {object_type_plural} are revealed in that specific area by the change in perspective?
	5.2 Disambiguation & Total Count	T5.2.1	MCQ	By carefully examining both {frame_X} and {frame_Y}, determine the total count of distinct {object_type_plural} in the entire scene.
		T5.2.2	Flex	In {frame_X}, it is unclear if {object_A} is one or two separate items. Which frame clarifies this, and what is the correct count?
	5.3 Conditional & Comparative Counting	T5.3.1	MCQ	Based on the spatial layout visible across both frames, how many {object_type_plural} are located on top of {surface_object}?
	T5.3.2	MCQ	Considering the entire scene visible in both frames, are there more {object_type_A_plural} or {object_type_B_plural}?	

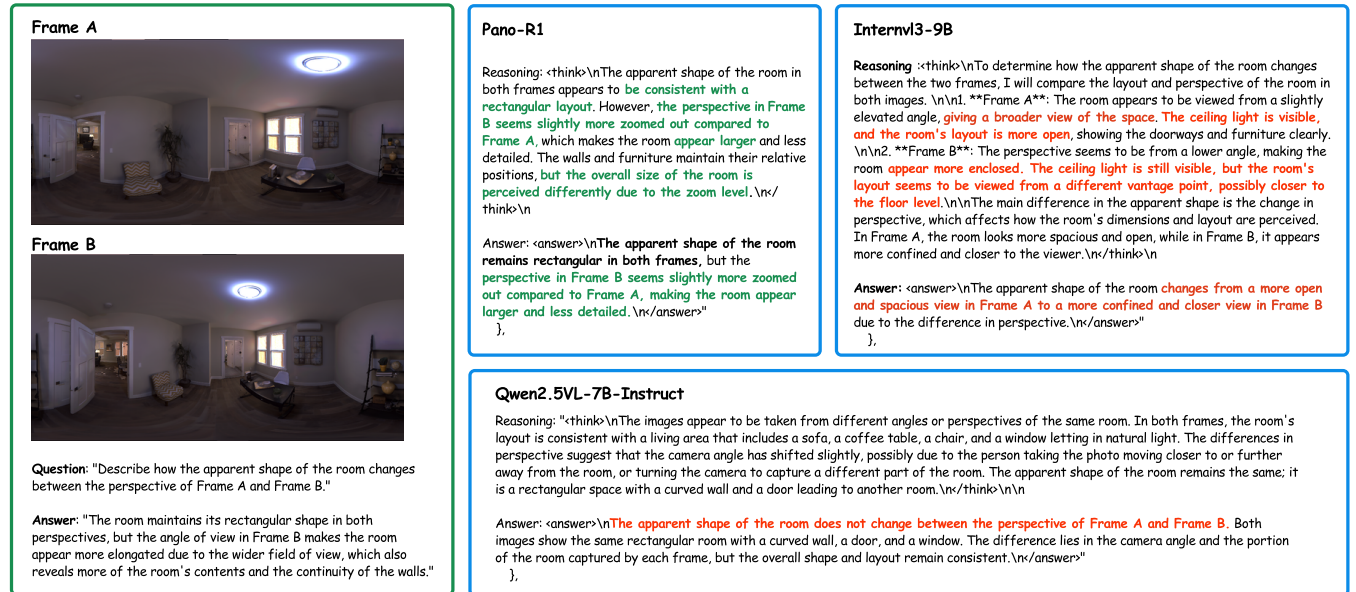


Figure 5: The second case of model inference between our model (Pano-R1) and other leading MLLMs.

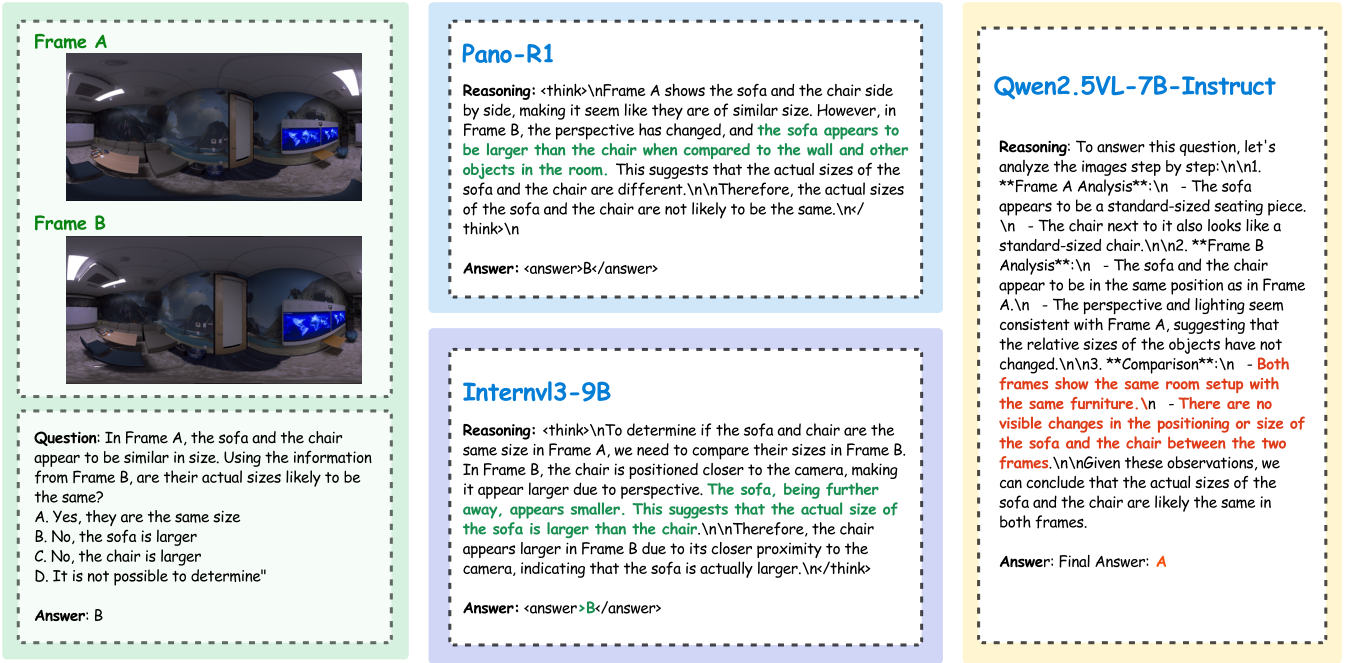


Figure 6: The third case of model inference between our model (Pano-R1) and other leading MLLMs