

JUDGEAGENT: DYNAMICALLY EVALUATE LLMs WITH AGENT-AS-INTERVIEWER

Zhichao Shi^{1,2,3,4*}, Xuhui Jiang^{1,2*}, Chengjin Xu^{1,2}, Cangli Yao^{1,2}, Zhenxin Huang^{1,2}, Shengjie Ma^{1,2}, Yinghan Shen⁴, Yuanzhuo Wang^{4†}

¹ DataArc Tech Ltd.

² IDEA Research, International Digital Economy Academy

³ School of Advanced Interdisciplinary Sciences, UCAS

⁴ State Key Lab of AI Safety, Institute of Computing Technology, CAS

ABSTRACT

Evaluating the capabilities of large language models (LLMs) is an essential step to ensure the successful application of LLMs across various domains. The current evaluation of LLMs is based on a paradigm that involves querying them with predefined question sets and assessing their outputs. This paradigm offers controllable processes and simplicity, but faces challenges such as limited interaction with targets, insufficient difficulty control, and difficulties in verifying the validity of evaluation results, making it hard to precisely determine the knowledge and capability boundaries of target models. To address these challenges, we propose JudgeAgent, a knowledge-target adaptive dynamic evaluation framework based on a new interviewer-style evaluation paradigm. JudgeAgent employs a comprehensive evaluation approach consisting of benchmark grading, interactive extension, and evaluation feedback. It utilizes knowledge-driven data synthesis and target-adaptive difficulty adjustment methods to conduct extended testing, providing accurate and effective evaluation results. We also introduce a novel insight into validating evaluation methods, demonstrating the effectiveness of JudgeAgent and its dynamic evaluation paradigm through extensive experiments.

1 INTRODUCTION

In recent years, large language models (LLMs) have achieved remarkable success across various domains(Xu et al., 2024), from technical fields(Tang et al., 2024; Yuan et al., 2023) to social sciences(Shi, 2024; Wang et al., 2025), serving in multiple roles such as generators(Bubeck et al., 2023; Yu et al., 2024) and evaluators(Liu et al., 2023; Wang et al., 2023). This versatility stems from their massive model scale, extensive training data, and the resulting strong capabilities in comprehension and reasoning, as well as the vast amount of knowledge stored within them. Consequently, assessing the capabilities and weaknesses of LLMs has become an essential step before their deployment.

Current evaluations of LLMs are generally conducted through a paradigm that involves querying the models with predefined question sets and assessing their responses. The evaluation of outputs is typically carried out by comparing them against ground-truth reference answers, through human assessment, or via the emerging approach, LLM-as-a-judge, which uses LLMs to evaluate objects based on predefined rules and criteriaGu et al. (2024). The sources of these question sets mainly fall into two categories. The first is static datasets, which are constructed through manual collection or model-generated questions that undergo quality screening(Clark et al., 2018; Hendrycks et al., 2021; Huang et al., 2023; Lin et al., 2022; Cobbe et al., 2021; Tang & Yang, 2024). Such datasets offer advantages, including well-controlled question quality, straightforward querying procedures, and thematic consistency. However, their static nature makes them vulnerable to data leakage(Zhou et al., 2023), and easier to be cheated by target models(Zheng et al., 2024). As a result, older datasets may fail to accurately reflect the capabilities of state-of-the-art models. The second category consists of dynamically generated questions, currently also primarily produced by LLMs based on

*Both authors contributed equally to this research.

†Corresponding author

predefined requirements(Bai et al., 2023; Shi et al., 2025; Yu et al., 2024). While this approach largely mitigates the risk of data leakage, issues such as inaccuracies and irrelevance may arise due to inherent limitations in LLMs, including knowledge gaps, biases, and hallucinations(Ji et al., 2023). Furthermore, existing evaluation methods often lack sufficient interaction with the target model and do not incorporate adaptive difficulty control, making it difficult to accurately determine the model’s knowledge and capability boundaries. Moreover, the absence of interpretable feedback hinders the effective application of evaluation results to guide model iteration and optimization, and the validity of the evaluations remains challenging to verify.

To address these challenges, we propose JudgeAgent, a dynamic, knowledge-target adaptive evaluation framework with a new interviewer-style evaluation paradigm. Inspired by how a human interviewer dynamically and deeply probes a candidate’s knowledge and abilities, JudgeAgent employs a novel evaluation paradigm comprising benchmark grading, interactive extension, and evaluation feedback. By leveraging knowledge-driven synthesis of data and adaptively adjusting question difficulty based on the target model, JudgeAgent conducts extensive testing to comprehensively and profoundly assess the target model’s knowledge and ability levels. Furthermore, it provides multi-dimensional and interpretable evaluation feedback to support the target’s optimization and iteration.

In summary, our contributions are as follows:

- **Interviewer-Style Evaluation Paradigm:** We propose a dynamic, strongly interactive evaluation paradigm, which comprehensively and deeply assesses target capabilities through benchmark grading, interactive extension, and evaluation feedback processes.
- **Knowledge-Target Adaptive Evaluation Framework:** We introduce JudgeAgent, which dynamically adjusts difficulty based on interactive feedback and employs knowledge-driven synthetic data generation to create questions that calibrate to relevant knowledge boundaries and limits of target capabilities, enhancing evaluation validity.
- **New Insights into Validation of Evaluation:** We conduct thorough experiments and analysis to validate the effectiveness of JudgeAgent’s evaluation of various target models across multiple datasets. This work also offers novel insights into how evaluation methodologies themselves can be measured.

2 RELATED WORKS

2.1 STATIC BENCHMARK-BASED EVALUATION

These methods employ pre-constructed static benchmarks to evaluate LLMs in specific domains or on specific tasks, using formats such as multiple-choice questions, question–answer questions, or prompts that require LLMs to perform designated tasks. For multiple-choice(Clark et al., 2018; Hendrycks et al., 2021; Huang et al., 2023) or question–answer(Lin et al., 2022; Cobbe et al., 2021; Tang & Yang, 2024) formats, the benchmark provides correct answers as ground truth, and the target’s accuracy in answering the questions is used to measure its capability in the specific domain. For task-execution or open-ended formats, the benchmark typically offers only reference answers, with correctness and plausibility assessed by human evaluators(Chang et al., 2024) or LLM-based evaluators(Wang et al., 2023; Zheng et al., 2023).

The primary advantage of such methods lies in the quality of the evaluation questions, which can be well assured after prior curation. However, their static nature makes them susceptible to data leakage, whereby the target model may have prior exposure to the benchmark and can thus exploit this knowledge, undermining the validity of the evaluation.

2.2 DYNAMIC LLM-BASED EVALUATION

These methods leverage LLMs to dynamically generate questions for testing target models, and in some cases, to directly serve as evaluators that provide evaluation results based on the target model’s performance. Compared with static methods, their key advantage lies in the fact that the generated questions are difficult for the target model to anticipate or tailor responses to, thereby producing evaluation results that are more likely to reflect the target’s genuine capabilities rather than its ability to recall memorized items.

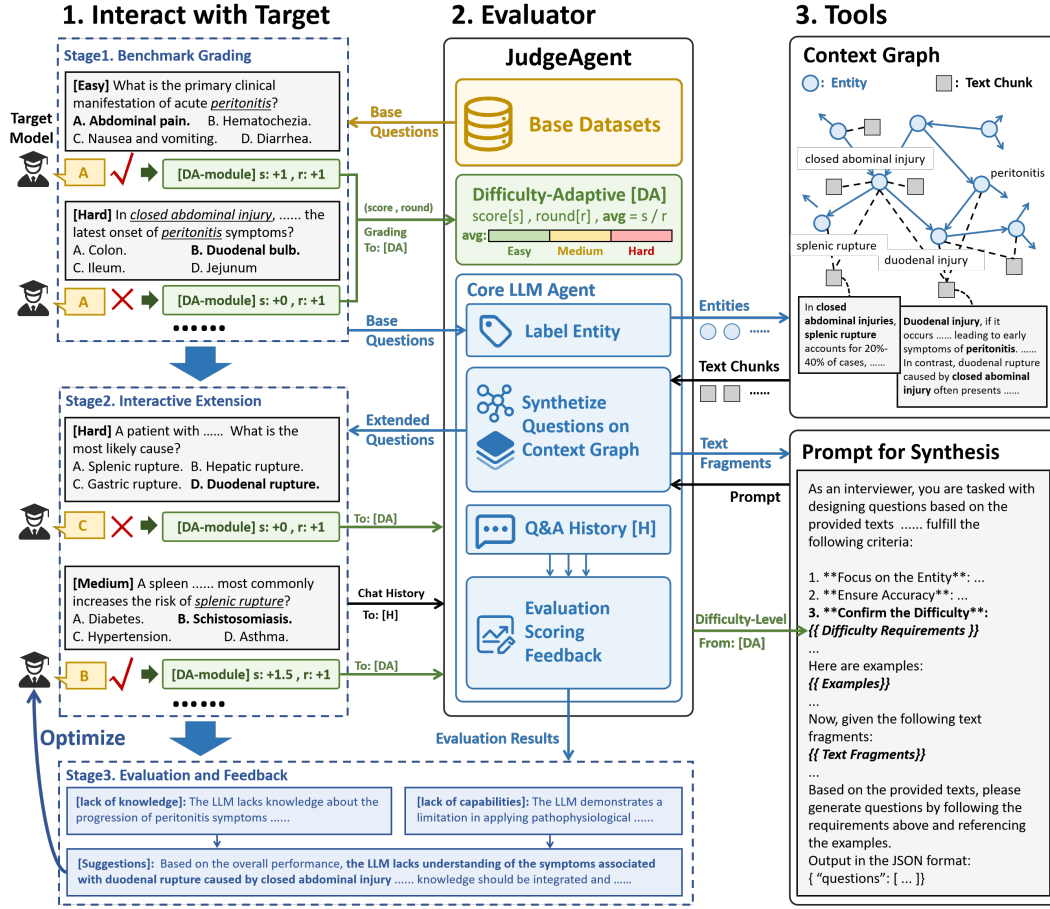


Figure 1: The framework of JudgeAgent. The left part represents the interaction between the target model and JudgeAgent. The central part delineates the modular composition and operational mechanics of JudgeAgent. The right part presents the tools upon which JudgeAgent relies.

For example, Bai et al. (2023) employs an LLM as an examiner, generating questions across diverse domains based on Google Trends categories, and uses follow-up questions to assess both breadth and depth of knowledge. SafetyQuizzer(Shi et al., 2025), on the other hand, retrieves up-to-date news via search engines to construct background texts and then applies retrieval-augmented generation (RAG) to formulate questions grounded in current events, maximizing question timeliness to mitigate cheating risks. These methods primarily focus on the knowledge sources used for dynamic question generation, but often lack extensive interaction and feedback with the target model. KIEval(Yu et al., 2024) emphasizes interaction with the target model by starting with known questions from a dataset and continuously issuing follow-up queries based on the target’s responses, thereby probing the depth of the target’s recall and understanding of knowledge related to the selected question. However, because it remains centered on a single question, its coverage of knowledge breadth is limited.

Moreover, dynamic evaluation methods, including the aforementioned approaches, tend to focus predominantly on the content of the questions themselves, without fully considering the alignment between question difficulty and the target model’s capability range. Evaluations conducted with difficulty levels that deviate from the target’s ability inevitably yield coarse and biased results. To address this limitation, we propose JudgeAgent, which performs authentic and fine-grained capability evaluation through iterative interaction and adaptive difficulty adjustment.

3 METHODOLOGY

We propose JudgeAgent, a dynamic evaluation framework based on an “interviewer-style” evaluation paradigm of benchmark grading, interactive extension, and evaluation feedback. The framework’s workflow comprises three core components: **(1) Benchmark Grading:** Determining the approximate capability range of the evaluation target through testing on public static datasets. **(2) Interactive Extension:** Using knowledge-driven synthetic methods, JudgeAgent iteratively adjusts question difficulty based on estimated target capability levels, generates extension questions for evaluation, and dynamically updates capability estimations. **(3) Evaluation Feedback:** Integrating all test results, JudgeAgent conducts comprehensive capability evaluations, identifies the target’s deficiencies in logical reasoning, semantic understanding, and other aspects of capabilities, and provides actionable optimization suggestions as feedback. The overall framework is illustrated in Figure X, and the detailed process is demonstrated in Algorithm 1 in Appendix B.

3.1 BENCHMARK GRADING

Analogous to a written test before an interview, JudgeAgent, acting as the interviewer, forms an initial understanding of the target model’s capabilities by evaluating its performance on a publicly available static dataset. This process consists of two stages: *Testing* and *Tiering*.

In the *Testing* stage, for a selected dataset $\mathcal{D} = \{q_1, q_2, \dots\}$, JudgeAgent partitions a specified number of questions into batches $\mathcal{B} = \{B_1, B_2, \dots\}$ ($B_i = \{q_{i1}, q_{i2}, \dots\}$), prompts the target model to answer the questions batch by batch, and records its responses.

In the *Tiering* stage, JudgeAgent determines the target model’s capability range based on its performance in different batches, thereby deciding the difficulty level on which subsequent question generation in the extension phase should be based. Within each batch, each correct answer makes the total score +1, and the final average score per question is used to evenly divide performance into three tiers: *Easy*, *Medium*, and *Hard*, which then guide adjustments to the question generation rules in the extension phase. In the case that the chosen dataset already provides difficulty labels for its questions (e.g., QuALITY(Pang et al., 2022)), scoring is weighted by difficulty, like *Easy* +1 and *Hard* +2, to better reflect the model’s capability level.

3.2 INTERACTIVE EXTENSION

This process constitutes the core of JudgeAgent’s dynamic evaluation, functioning as an “interview” through which JudgeAgent conducts extensive and in-depth evaluations of the target model’s capabilities. Specifically, following the batch divisions determined in the Benchmark Grading stage, JudgeAgent iteratively expands upon each batch by generating additional questions and testing the target model. The extended evaluation proceeds in three steps: Relevant Knowledge Retrieval, Difficulty-Adaptive Question Generation, and Target Testing with Capability Estimation.

Relevant Knowledge Retrieval: Based on the original questions in a batch, JudgeAgent retrieves related knowledge from the dataset’s knowledge base. If only the reference text attached to the original questions is used as background knowledge for generating extended questions, the diversity of generated questions is constrained, leading to high similarity with the original questions and limited coverage of knowledge breadth and depth. Inspired by SoG(Jiang et al., 2025), JudgeAgent also employs a context-graph-based sampling approach for knowledge path retrieval. The context graph is constructed from the dataset’s knowledge base (e.g., the collection of all reference texts) by segmenting texts into chunks and extracting entities as nodes, with entities within the same text range as neighbors. The detailed construction process is provided in Appendix A, and is described in pseudo-code in Algorithm 3.

During knowledge-path sampling, JudgeAgent first extracts entities from the original question as seed entities, then searches the graph for the most similar entity e . From the text chunks associated with e , JudgeAgent retrieves those most relevant to the question, randomly selects a chunk c , and treats (e, c) as the starting node of the path. The entity e is then used as the new seed entity for the next sampling iteration. This process is repeated for N steps to form a knowledge path with both breadth and depth. The text chunks along the path are concatenated to form the background knowledge required for question generation. In this process, the context graph ensures both knowledge

breadth and depth, while the greedy similarity strategy in sampling ensures relevance to the original question. Entity extraction is performed by an LLM, with prompts detailed in Appendix C.

Difficulty-Adaptive Question Generation: Unlike other dynamic evaluation methods, JudgeAgent incorporates the target model’s capability estimation into the question-generation process to enable a more fine-grained evaluation. A fixed-difficulty test can serve a screening function by identifying underperforming models, but it offers limited utility in providing a comprehensive evaluation of a model’s knowledge proficiency. For instance, when an overly challenging test is administered to a model with limited knowledge, the evaluation may reveal that the model performs poorly and is indeed below the required competency level, but it fails to delineate the actual range of the target’s knowledge. Therefore, during both the Benchmark Grading and Interactive Extension stages, JudgeAgent dynamically adjusts the estimation of the target’s capability and the difficulty of subsequent questions based on the target’s performance across varying levels of questions. This adaptive approach allows for a precise and refined understanding of the target model’s knowledge boundaries.

Based on the capability estimation obtained from the Benchmark Grading or the previous round of Interactive Extension, JudgeAgent adjusts the difficulty of the generated questions as *Easy*, *Medium*, or *Hard*, and explicitly specifies the generation requirements for each difficulty level in the prompt. For *Easy* questions, the focus is on assessing information retrieval skills, primarily through cloze-style questions based on the original text. For *Medium* questions, the emphasis is on understanding concepts and key elements, with questions primarily involving basic inference. For *Hard* questions, the questions are designed to encourage deep thinking and complex logical analysis. Detailed prompt designs are provided in Prompt 5 in Appendix C.

Target Testing and Capability Estimation: In each round of interactive extension, JudgeAgent presents the generated questions to the target model and collects its responses. Based on responses to all questions from both the Benchmark Grading and Interactive Extension history, JudgeAgent computes scores according to the scoring scheme described in Section 3.1, taking into account both question difficulty and answer correctness. The average score is then used to determine the difficulty level for question generation in the next round of Interactive Extension.

3.3 EVALUATION FEEDBACK

This process constitutes the result-generation phase of JudgeAgent. Following the Benchmark Grading and multiple rounds of Interactive Extension, JudgeAgent aggregates all question-answer performances of the target model across varying difficulty. JudgeAgent then evaluates the target from multiple dimensions, including potential deficiencies in semantic understanding, logical reasoning, and detail capture, as well as its comprehensive performance, producing a final evaluation report in textual form. In addition, JudgeAgent simultaneously provides feedback and suggestions aimed at addressing the identified capability gaps, serving as a reference for model optimization.

Inspired by Generative Reward Model methods(Ankner et al., 2024; Ye et al., 2024; Li et al., 2025), we propose a streamlined procedure for verifying the validity of capability evaluations. For each batch of questions, JudgeAgent generates corresponding feedback and suggestions. Using these suggestions as guidance, the target model is prompted to answer the same set of questions again. By comparing accuracy before and after the intervention, we can indirectly validate the effectiveness of the evaluation to some extent.

4 EXPERIMENTS

In this section, we validate the effectiveness of the evaluation results from JudgeAgent using the method introduced in Section 3.3. The detailed process is illustrated in Algorithm 2. The following research questions guide our experiments: First, does JudgeAgent genuinely discover the shortcomings of the target model (RQ1)? Second, to what extent does each evaluation mechanism in JudgeAgent influence the evaluation results (RQ2)?

Experiment Setup. We select GPT-4.1¹(Achiam et al., 2023) to be the core LLM in JudgeAgent, which serves as both a generator and evaluator model. The Interactive Extension in our experiments is limited to a maximum of 3 rounds.

¹We use gpt-4.1-2025-04-14 from OpenAI’s official API for all experiments

4.1 DATASET AND TARGET MODEL SELECTION

The dynamic evaluation of JudgeAgent begins with Benchmark Grading, a phase that requires a predefined static dataset. In our experiments, we utilized datasets including: MedQA(Jin et al., 2021), MultiHop-RAG(Tang & Yang, 2024), and QuALITY(Pang et al., 2022).

MedQA contains multiple-choice questions in the style of the Medical Licensing Examination questions, and we select the US subset of MedQA, which has questions in English. MultiHop-RAG consists of phrase Q&A queries constructed from news articles published between September and December 2023. We use questions without reference knowledge from MedQA and MultiHop-RAG to evaluate the target model’s knowledge proficiency and to verify whether the JudgeAgent can discover the target’s knowledge gaps through dynamic evaluation. QuALITY is a multiple-choice question dataset for long document comprehension. The questions are written and validated by contributors who have read the entire passage. When employing QuALITY questions to test the target model, background passages are provided, as QuALITY is designed to assess comprehension and inference based on these passages, which primarily consist of fictional narratives. Therefore, unlike MedQA and MultiHop-RAG, we do not use QuALITY to validate the JudgeAgent’s effectiveness in evaluating knowledge gaps, but rather its ability to guide comprehension and reasoning. We select the validation set of QuALITY to conduct experiments, since the test set doesn’t provide correct answers. Although QuALITY has already categorized difficulty into 0 and 1 based on whether the annotator’s accuracy under the speed validation setting exceeds 50%, we divided the original question difficulty into three tiers of *Hard*, *Medium*, and *Easy*, using 20% and 60% as the thresholds to better align with the JudgeAgent setup.

For the target models, we select three LLMs as the targets: Qwen3(Yang et al., 2025), GLM4-Flash(GLM et al., 2024), GPT-4.1(Achiam et al., 2023), and gemini-2.5-pro(Comanici et al., 2025)². We utilize the official APIs to interact with these models.

4.2 EVALUATION METRICS

We utilize **Accuracy** to measure the performance of the target model on base datasets. To validate the effectiveness of the evaluation suggestions from JudgeAgent, we propose two metrics, **Correction Rate** and **Correct-to-Error Rate**. The detailed definition of these metrics is as follows: (1) **Accuracy (ACC)**. This is a common metric to measure the performance, which is the proportion of questions correctly answered by the target model. (2) **Correction Rate (CR)**. This metric quantifies the proportion of questions that the target model initially answered incorrectly but subsequently answered correctly after receiving evaluation suggestions, which measures the effectiveness of the evaluation suggestions. A higher correction rate indicates better performance of the evaluation suggestions. (3) **Correct-to-Error Rate (CtE)**. This metric serves as the inverse of the Correction Rate, representing the proportion of questions that were initially answered correctly but subsequently answered incorrectly. A lower CtE indicates greater effectiveness of the evaluation suggestions.

4.3 MAIN RESULTS AND ANALYSIS

To address **RQ1**, we conduct experiments on three datasets to validate the effectiveness of JudgeAgent’s evaluation, and the results are shown in Table 1 and Table 2.

Based on the results from the knowledge-intensive datasets, MedQA and MultiHopRAG, as presented in Table 1, JudgeAgent can effectively identify potential knowledge gaps in the target LLM and subsequently mitigate these gaps by providing targeted prompts that indicate possibly missing knowledge points or overlooked knowledge associations to the target models. Furthermore, as evidenced by the overall performance on QuALITY, a dataset emphasizing reasoning and comprehension, as presented in Table 2, JudgeAgent also contributes to providing further optimization guidance to address potential shortcomings in the logical reasoning and semantic understanding abilities of the target models, thereby assisting in refining the target’s thinking steps. Additionally, by comparing the Correction Rate (CR) and the Correction-to-Error Rate (CtE) of different models before and after receiving evaluation suggestions, it can be observed that the effectiveness of the suggestions is

²We use qwen-plus-2025-04-28, gpt-4.1-2025-04-14, gemini-2.5-pro-preview-06-05, and the free version glm-4-flash-250414 as the target models.

Table 1: The results on MedQA and MultiHopRAG, and all values are percentages. ACC1 and ACC2 refer to the accuracy of the target model before and after receiving evaluation suggestions.

Target Model	MedQA				MultiHopRAG			
	ACC1	ACC2	CR↑	CtE↓	ACC1	ACC2	CR↑	CtE↓
Qwen3	91.71	96.38	5.02	0.35	63.65	70.07	17.49	11.07
GLM4-Flash	80.09	92.82	13.46	0.73	51.25	65.92	24.26	9.59
GPT-4.1	84.97	92.44	7.65	0.18	68.94	75.55	12.36	5.75
Gemini-2.5-pro	91.04	94.60	4.03	0.47	62.25	71.83	15.41	5.83

Table 2: The results on QuALITY with different difficulty levels. QuALITY-X refers to the sub-dataset that consists of questions with specific difficulty, and -overall refers to all questions.

Target Model	QuALITY-overall				QuALITY-easy			
	ACC1	ACC2	CR↑	CtE↓	ACC1	ACC2	CR↑	CtE↓
Qwen3	87.83	88.84	1.88	0.87	94.63	95.61	0.98	0.00
GLM4-Flash	73.48	76.38	4.78	1.88	83.26	84.65	4.19	2.79
GPT-4.1	89.13	92.75	3.91	0.29	93.66	96.10	2.44	0.00
Gemini-2.5-pro	93.77	96.38	3.19	0.58	97.55	99.02	1.47	0.00

Target Model	QuALITY-medium				QuALITY-hard			
	ACC1	ACC2	CR↑	CtE↓	ACC1	ACC2	CR↑	CtE↓
Qwen3	88.53	88.89	1.43	1.08	80.10	82.04	3.40	1.46
GLM4-Flash	74.35	79.18	5.58	0.74	62.14	64.08	4.37	2.43
GPT-4.1	91.04	94.27	3.58	0.36	82.04	87.38	5.83	0.49
Gemini-2.5-pro	93.57	95.36	2.50	0.71	90.29	95.15	5.83	0.97

less consistent for relatively weaker models (e.g., the free model GLM4-Flash), as reflected in the higher CtE. In contrast, stronger models are less susceptible to misleading suggestions.

Based on the performance across different difficulty levels of QuALITY as shown in Table 2, we can analyze the effectiveness of JudgeAgent’s evaluation suggestions for different target models on questions of various difficulties. For relatively stronger models (Qwen3, GPT-4.1, and Gemini-2.5-pro), JudgeAgent provides stronger guidance and optimization, particularly on questions of higher difficulty (*Medium* and *Hard*). In contrast, for the relatively weaker models, JudgeAgent leads to considerable improvement across all difficulty levels, with particularly notable gains on *Easy*-level questions compared to stronger models. These results further indicate that JudgeAgent more accurately assesses the capability boundaries of target models and provides more difficulty-adaptive optimization to the target models. Furthermore, for all target models, JudgeAgent’s evaluation suggestions demonstrate clear optimizing guidance on *Hard*-level questions that involve complex reasoning, suggesting that JudgeAgent effectively identifies underlying deficiencies in target models through dynamic interactive evaluation.

In summary, the results indicate that JudgeAgent can effectively identify potential knowledge or capability gaps in target models and optimize their performance by providing targeted suggestions. Furthermore, through a difficulty-adaptive, dynamic interaction-based evaluation, JudgeAgent can more precisely delineate the target model’s capabilities, offering more refined evaluation results.

4.4 ABLATION STUDY

To address **RQ2**, we conduct ablation studies on MedQA with GLM4-Flash as the target model. Under the condition of maintaining the target model’s responses to base questions unchanged, we removed different key modules and conducted the evaluation pipeline of JudgeAgent. By analyzing and comparing the performance improvement of the target model under various ablation settings, we

Table 3: The results of the ablation study with MedQA as the base dataset, and all values are percentages. $\Delta = \text{ACC1} - \text{ACC2} = \text{CR} - \text{CtE}$ refers to the overall improvement on the target models after receiving evaluation from JudgeAgent.

Target Model	Evaluator	MedQA				
		ACC1	ACC2	CR \uparrow	CtE \downarrow	$\Delta \uparrow$
GLM4-Flash	JudgeAgent		92.82	13.46	0.73	12.73
	-w/o context graph	80.09	88.60	10.26	1.75	8.50
	-w/o difficulty-adaptive		89.68	11.14	1.56	9.59
	-w/o interactive extension		86.50	9.47	3.06	6.41
GPT-4.1	JudgeAgent		92.44	7.65	0.18	7.47
	-w/o context graph	84.97	91.36	6.72	0.33	6.39
	-w/o difficulty-adaptive		91.94	7.36	0.38	6.98
	-w/o interactive extension		89.81	6.13	1.28	4.85
Qwen3	JudgeAgent		96.38	5.02	0.35	4.67
	-w/o context graph	91.71	95.57	4.28	0.42	3.86
	-w/o difficulty-adaptive		95.94	4.59	0.36	4.23
	-w/o interactive extension		93.01	1.97	0.67	1.30

investigated the extent to which different mechanisms influence the evaluation results. The results of the ablation study are shown in Table 3.

JudgeAgent (w/o context graph) removes the context graph and only uses chunks sampled randomly from the original knowledge base to generate questions. The context graph ensures knowledge relevance between newly synthesized questions and the base questions. The results indicate that removing the knowledge relevance provided by the context graph reduces the improvement effect of the JudgeAgent’s evaluation feedback on the target model. A possible explanation is that the context graph provides relevance between the extended questions and the base question in terms of focused entities and knowledge, thereby allowing evaluation feedback about the extended questions to supplement the background knowledge of the base question. In contrast, under this ablation setting, the lack of knowledge relevance leads to more fragmented evaluation suggestions from JudgeAgent, which may instead disrupt the thinking of target models. The higher correction-to-error rate (CtE) compared to the setting -w/o difficulty-adaptive also provides supporting evidence for this potential interference.

JudgeAgent (w/o difficulty-adaptive) removes the difficulty-adaptive mechanism and generates questions with fixed difficulty rules in the prompt. The difficulty-adaptive mechanism enables the JudgeAgent to assess the proficiency level of the target model more precisely. The results show that after removing the difficulty-adaptive mechanism, the effectiveness of JudgeAgent’s evaluation feedback was somewhat diminished. This suggests that without the difficulty-adaptive mechanism, JudgeAgent may provide evaluation feedback that deviates from the target model’s actual proficiency level, thereby compromising the effectiveness of the evaluation results.

JudgeAgent (w/o interactive extension) removes the Interactive Extension phase and only evaluates the target models with base datasets. The Interactive Extension serves as the core module of the JudgeAgent’s dynamic evaluation process, expanding both the scope of knowledge and the range of capabilities involved in the evaluation. The results show that removing the Interactive Extension significantly weakens the evaluative effectiveness of JudgeAgent. Compared to other ablation settings, a clear decrease in CR and an increase in CtE can be observed. This indicates that the comprehensive evaluation enabled by the dynamic expansion of questioning, which covers both breadth of knowledge and depth of capabilities, is crucial to the final evaluation results. Evaluating solely based on the base questions may prevent the evaluator from fully gauging the target model’s proficiency level. It is on this foundation that further improvements, such as those brought by knowledge relevance and difficulty adaptation, are built.

Additionally, the ablation experiment results comparing different models reveal that for relatively weaker models (e.g., GLM4-Flash), the performance decline after removing each component is more

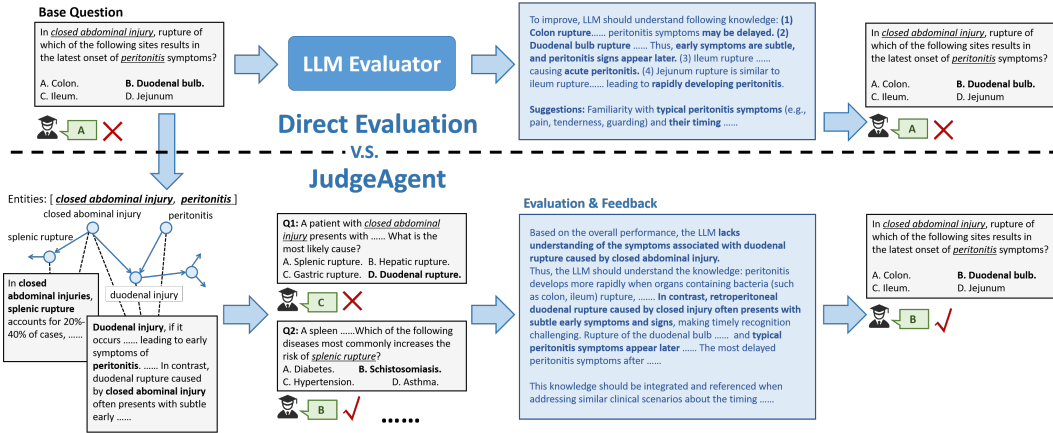


Figure 2: The brief overview of the comparative case of LLM’s performance by receiving suggestions from direct evaluation and JudgeAgent.

pronounced, which indicates that these dynamic evaluation mechanisms are particularly beneficial to weaker models and can effectively facilitate their optimization.

4.5 CASE STUDY

To gain an in-depth understanding of JudgeAgent’s evaluation mechanism and its effectiveness, we analyze a comparative case of GLM4-Flash’s responses to MedQA questions by receiving evaluation suggestions from direct evaluation and JudgeAgent. A brief overview of the comparative case is shown in Figure 2, while the detailed content is provided in Appendix D.

In this case, the target LLM provided an incorrect answer when queried on a base question. When directly evaluated by an LLM evaluator without being supplied with the correct answer or relevant background knowledge, the LLM evaluator adopted a more conservative approach, in which the LLM evaluator opted to generically enumerate the potential consequences of closed abdominal injury across various anatomical sites, rather than performing targeted differentiation between the specific medical concepts involved. Consequently, even after receiving the evaluator’s feedback, the target model continued to produce an incorrect answer. This persistence is attributable to the fact that peritonitis symptoms resulting from both colon injury and duodenal bulb injury can exhibit delayed onset, a nuance the model failed to discern.

In contrast, JudgeAgent first extracted two key entities from the base question, *closed abdominal injury* and *peritonitis*. It then retrieved relevant knowledge entities and text chunks, such as *splenic rupture* and *duodenal injury*, from the context graph. Based on the sampled knowledge paths, JudgeAgent generated a series of extended questions. By analyzing the target model’s performance on these extended questions, JudgeAgent identified that the target model had insufficient understanding of the symptoms associated with duodenal injury caused by closed abdominal injury, thereby providing targeted knowledge guidance. Ultimately, with this feedback, the target model successfully answered the original base question correctly.

The comparative case above demonstrates that through dynamic evaluation paradigm based on knowledge-driven synthesis and difficulty-adaptive mechanism, JudgeAgent is capable of accurately identifying gaps in the target model’s knowledge and providing targeted evaluation feedback.

5 CONCLUSION

In this paper, we propose JudgeAgent, a knowledge-target adaptive dynamic evaluation framework based on a new interviewer-style evaluation paradigm. JudgeAgent precisely assesses the knowledge and capabilities boundaries and deficiencies of target models and provides targeted evaluation suggestions by a comprehensive evaluation pipeline, which consists of benchmark grading, interactive extension, and evaluation feedback. We also introduce a novel insight into validating the

effectiveness of evaluation results. Our experiments based on these validation methods demonstrate the effectiveness of JudgeAgent and its dynamic evaluation paradigm. In our future work, we will further refine the novel evaluation paradigms and dynamic evaluation frameworks and develop more reliable evaluation tools for LLMs.

REFERENCES

- Josh Achiam, Steven Adler, Sandhini Agarwal, Lama Ahmad, Ilge Akkaya, Florencia Leoni Aleman, Diogo Almeida, Janko Altenschmidt, Sam Altman, Shyamal Anadkat, et al. Gpt-4 technical report. *arXiv preprint arXiv:2303.08774*, 2023.
- Zachary Ankner, Mansheej Paul, Brandon Cui, Jonathan D Chang, and Prithviraj Ammanabrolu. Critique-out-loud reward models. *arXiv preprint arXiv:2408.11791*, 2024.
- Yushi Bai, Jiahao Ying, Yixin Cao, Xin Lv, Yuze He, Xiaozhi Wang, Jifan Yu, Kaisheng Zeng, Yijia Xiao, Haozhe Lyu, et al. Benchmarking foundation models with language-model-as-an-examiner. *Advances in Neural Information Processing Systems*, 36:78142–78167, 2023.
- Sébastien Bubeck, Varun Chandrasekaran, Ronen Eldan, Johannes Gehrke, Eric Horvitz, Ece Kamar, Peter Lee, Yin Tat Lee, Yuanzhi Li, Scott Lundberg, et al. Sparks of artificial general intelligence: Early experiments with gpt-4. *arXiv preprint arXiv:2303.12712*, 2023.
- Yupeng Chang, Xu Wang, Jindong Wang, Yuan Wu, Linyi Yang, Kaijie Zhu, Hao Chen, Xiaoyuan Yi, Cunxiang Wang, Yidong Wang, et al. A survey on evaluation of large language models. *ACM transactions on intelligent systems and technology*, 15(3):1–45, 2024.
- Peter Clark, Isaac Cowhey, Oren Etzioni, Tushar Khot, Ashish Sabharwal, Carissa Schoenick, and Oyvind Tafjord. Think you have solved question answering? try arc, the ai2 reasoning challenge. *arXiv preprint arXiv:1803.05457*, 2018.
- Karl Cobbe, Vineet Kosaraju, Mohammad Bavarian, Mark Chen, Heewoo Jun, Lukasz Kaiser, Matthias Plappert, Jerry Tworek, Jacob Hilton, Reiichiro Nakano, et al. Training verifiers to solve math word problems. *arXiv preprint arXiv:2110.14168*, 2021.
- Gheorghe Comanici, Eric Bieber, Mike Schaekermann, Ice Pasupat, Noveen Sachdeva, Inderjit Dhillon, Marcel Blistein, Ori Ram, Dan Zhang, Evan Rosen, et al. Gemini 2.5: Pushing the frontier with advanced reasoning, multimodality, long context, and next generation agentic capabilities. *arXiv preprint arXiv:2507.06261*, 2025.
- Team GLM, Aohan Zeng, Bin Xu, Bowen Wang, Chenhui Zhang, Da Yin, Dan Zhang, Diego Rojas, Guanyu Feng, Hanlin Zhao, et al. Chatglm: A family of large language models from glm-130b to glm-4 all tools. *arXiv preprint arXiv:2406.12793*, 2024.
- Jiawei Gu, Xuhui Jiang, Zhichao Shi, Hexiang Tan, Xuehao Zhai, Chengjin Xu, Wei Li, Yinghan Shen, Shengjie Ma, Honghao Liu, et al. A survey on llm-as-a-judge. *arXiv preprint arXiv:2411.15594*, 2024.
- Dan Hendrycks, Collin Burns, Steven Basart, Andy Zou, Mantas Mazeika, Dawn Song, and Jacob Steinhardt. Measuring massive multitask language understanding. In *International Conference on Learning Representations*, 2021.
- Yuzhen Huang, Yuzhuo Bai, Zhihao Zhu, Junlei Zhang, Jinghan Zhang, Tangjun Su, Junteng Liu, Chuancheng Lv, Yikai Zhang, Yao Fu, et al. C-eval: A multi-level multi-discipline chinese evaluation suite for foundation models. *Advances in Neural Information Processing Systems*, 36: 62991–63010, 2023.
- Ziwei Ji, Nayeon Lee, Rita Frieske, Tiezheng Yu, Dan Su, Yan Xu, Etsuko Ishii, Ye Jin Bang, Andrea Madotto, and Pascale Fung. Survey of hallucination in natural language generation. *ACM computing surveys*, 55(12):1–38, 2023.
- Xuhui Jiang, Shengjie Ma, Chengjin Xu, Cehao Yang, Liyu Zhang, and Jian Guo. Synthesize-on-graph: Knowledgeable synthetic data generation for continue pre-training of large language models. *arXiv preprint arXiv:2505.00979*, 2025.

-
- Di Jin, Eileen Pan, Nassim Oufattole, Wei-Hung Weng, Hanyi Fang, and Peter Szolovits. What disease does this patient have? a large-scale open domain question answering dataset from medical exams. *Applied Sciences*, 11(14):6421, 2021.
- Yafu Li, Xuyang Hu, Xiaoye Qu, Linjie Li, and Yu Cheng. Test-time preference optimization: On-the-fly alignment via iterative textual feedback. *arXiv preprint arXiv:2501.12895*, 2025.
- Stephanie Lin, Jacob Hilton, and Owain Evans. Truthfulqa: Measuring how models mimic human falsehoods. In *Proceedings of the 60th Annual Meeting of the Association for Computational Linguistics (Volume 1: Long Papers)*, pp. 3214–3252, 2022.
- Yang Liu, Dan Iter, Yichong Xu, Shuohang Wang, Ruochen Xu, and Chenguang Zhu. G-eval: Nlg evaluation using gpt-4 with better human alignment. In *Proceedings of the 2023 Conference on Empirical Methods in Natural Language Processing*, pp. 2511–2522, 2023.
- Richard Yuanzhe Pang, Alicia Parrish, Nitish Joshi, Nikita Nangia, Jason Phang, Angelica Chen, Vishakh Padmakumar, Johnny Ma, Jana Thompson, He He, et al. Quality: Question answering with long input texts, yes! In *Proceedings of the 2022 Conference of the North American Chapter of the Association for Computational Linguistics: Human Language Technologies*, pp. 5336–5358, 2022.
- Yi Shi. Drug development in the ai era: Alphafold 3 is coming! *The Innovation*, 5(5), 2024.
- Zhichao Shi, Shaoling Jing, Yi Cheng, Hao Zhang, Yuanzhuo Wang, Jie Zhang, Huawei Shen, and Xueqi Cheng. Safetyquizzier: Timely and dynamic evaluation on the safety of llms. In *Proceedings of the 2025 Conference of the Nations of the Americas Chapter of the Association for Computational Linguistics: Human Language Technologies (Volume 1: Long Papers)*, pp. 1733–1747, 2025.
- Yi-Da Tang, Er-Dan Dong, and Wen Gao. Llms in medicine: The need for advanced evaluation systems for disruptive technologies. *The Innovation*, 5(3), 2024.
- Yixuan Tang and Yi Yang. Multihop-rag: Benchmarking retrieval-augmented generation for multihop queries. *arXiv preprint arXiv:2401.15391*, 2024.
- Yidong Wang, Zhuohao Yu, Zhengran Zeng, Linyi Yang, Cunxiang Wang, Hao Chen, Chaoya Jiang, Rui Xie, Jindong Wang, Xing Xie, et al. Pandalm: An automatic evaluation benchmark for llm instruction tuning optimization. *arXiv preprint arXiv:2306.05087*, 2023.
- Yilei Wang, Jiabao Zhao, Deniz S Ones, Liang He, and Xin Xu. Evaluating the ability of large language models to emulate personality. *Scientific reports*, 15(1):519, 2025.
- Yongjun Xu, Fei Wang, and Tangtang Zhang. Artificial intelligence is restructuring a new world. *The Innovation*, 5(6), 2024.
- An Yang, Anfeng Li, Baosong Yang, Beichen Zhang, Binyuan Hui, Bo Zheng, Bowen Yu, Chang Gao, Chengen Huang, Chenxu Lv, et al. Qwen3 technical report. *arXiv preprint arXiv:2505.09388*, 2025.
- Ziyi Ye, Xiangsheng Li, Qiuchi Li, Qingyao Ai, Yujia Zhou, Wei Shen, Dong Yan, and Yiqun Liu. Beyond scalar reward model: Learning generative judge from preference data. *arXiv preprint arXiv:2410.03742*, 2024.
- Zhuohao Yu, Chang Gao, Wenjin Yao, Yidong Wang, Wei Ye, Jindong Wang, Xing Xie, Yue Zhang, and Shikun Zhang. Kieval: A knowledge-grounded interactive evaluation framework for large language models. In *Proceedings of the 62nd Annual Meeting of the Association for Computational Linguistics (Volume 1: Long Papers)*, pp. 5967–5985, 2024.
- J Yuan, P Bao, Z Chen, M Yuan, J Zhao, J Pan, Y Xie, Y Cao, Y Wang, Z Wang, et al. Advanced prompting as a catalyst: Empowering large language models in the management of gastrointestinal cancers. *The Innovation*, 521, 2023.

Lianmin Zheng, Wei-Lin Chiang, Ying Sheng, Siyuan Zhuang, Zhanghao Wu, Yonghao Zhuang, Zi Lin, Zhuohan Li, Dacheng Li, Eric Xing, et al. Judging llm-as-a-judge with mt-bench and chatbot arena. *Advances in neural information processing systems*, 36:46595–46623, 2023.

Xiaosen Zheng, Tianyu Pang, Chao Du, Qian Liu, Jing Jiang, and Min Lin. Cheating automatic llm benchmarks: Null models achieve high win rates. *arXiv preprint arXiv:2410.07137*, 2024.

Kun Zhou, Yutao Zhu, Zhipeng Chen, Wentong Chen, Wayne Xin Zhao, Xu Chen, Yankai Lin, Ji-Rong Wen, and Jiawei Han. Don’t make your llm an evaluation benchmark cheater. *arXiv preprint arXiv:2311.01964*, 2023.

A CONSTRUCTION OF CONTEXT GRAPH

For the dataset selected during the Benchmark Grading stage, the process of constructing a context graph from its knowledge base (e.g., the set of all reference texts) can be divided into three components: text chunking, node construction, and node linking.

Text Chunking: To preserve the integrity of knowledge, the granularity of chunking is not refined to the sentence level. Instead, several sentences or an entire paragraph are grouped to form a single unit, treated as the minimal hierarchical “chunk”. On this basis, chunks are further aggregated into higher-level “documents” according to whether they belong to the same article or serve as reference texts for the same question.

Node Construction: An LLM is employed to extract entities from each chunk, and the detailed prompt is provided in Appendix C. Each extracted entity serves as the subject for constructing a node. All chunks containing the same entity are assigned to the corresponding entity node. Formally, given an entity e , along with the chunks containing the entity $\{c_1, c_2, \dots\}$ and the documents containing the entity $\{d_1, d_2, \dots\}$, the node in the context graph can be defined as follows:

$$N = (e, \mathcal{C}, \mathcal{D}), \text{ where } \mathcal{C} = \{c_1, c_2, \dots\}, \mathcal{D} = \{d_1, d_2, \dots\} \quad (1)$$

In practice, we store only the IDs of chunks and documents within each node to conserve space.

Node Linking: During construction, if two entities appear together in the same chunk or the same document-level texts, their corresponding nodes in the context graph are treated as neighbors. Formally, given two nodes $N_1 = (e_1, \mathcal{C}_1, \mathcal{D}_1)$ and $N_2 = (e_2, \mathcal{C}_2, \mathcal{D}_2)$, if $\exists c_{1i} \in \mathcal{C}_1, c_{2j} \in \mathcal{C}_2$, s.t. $c_{1i} \equiv c_{2j}$ or $\exists d_{1i} \in \mathcal{D}_1, d_{2j} \in \mathcal{D}_2$, s.t. $d_{1i} \equiv d_{2j}$, then N_1 and N_2 will be treated as neighbors in the context graph.

B ALGORITHM

To clarify the entire workflow of JudgeAgent, we use pseudocode to show the dynamic evaluation process in Algorithm 1, the validation process of evaluation in Algorithm 2, the construction of context graph in Algorithm 3, and the generation of extended questions in Algorithm 4.

C PROMPTS

We show the detailed prompt for Entity Extraction in Prompt 4, the prompt for generating extended questions in Prompt 5, the prompt for evaluating the performance of the target LLM in Prompt 6, and the prompt for querying the target LLM with suggestions in Prompt 7.

D DETAILED CONTENT OF CASE STUDY

The detailed content of the comparative case in section 4.5 is shown in Figure 3.

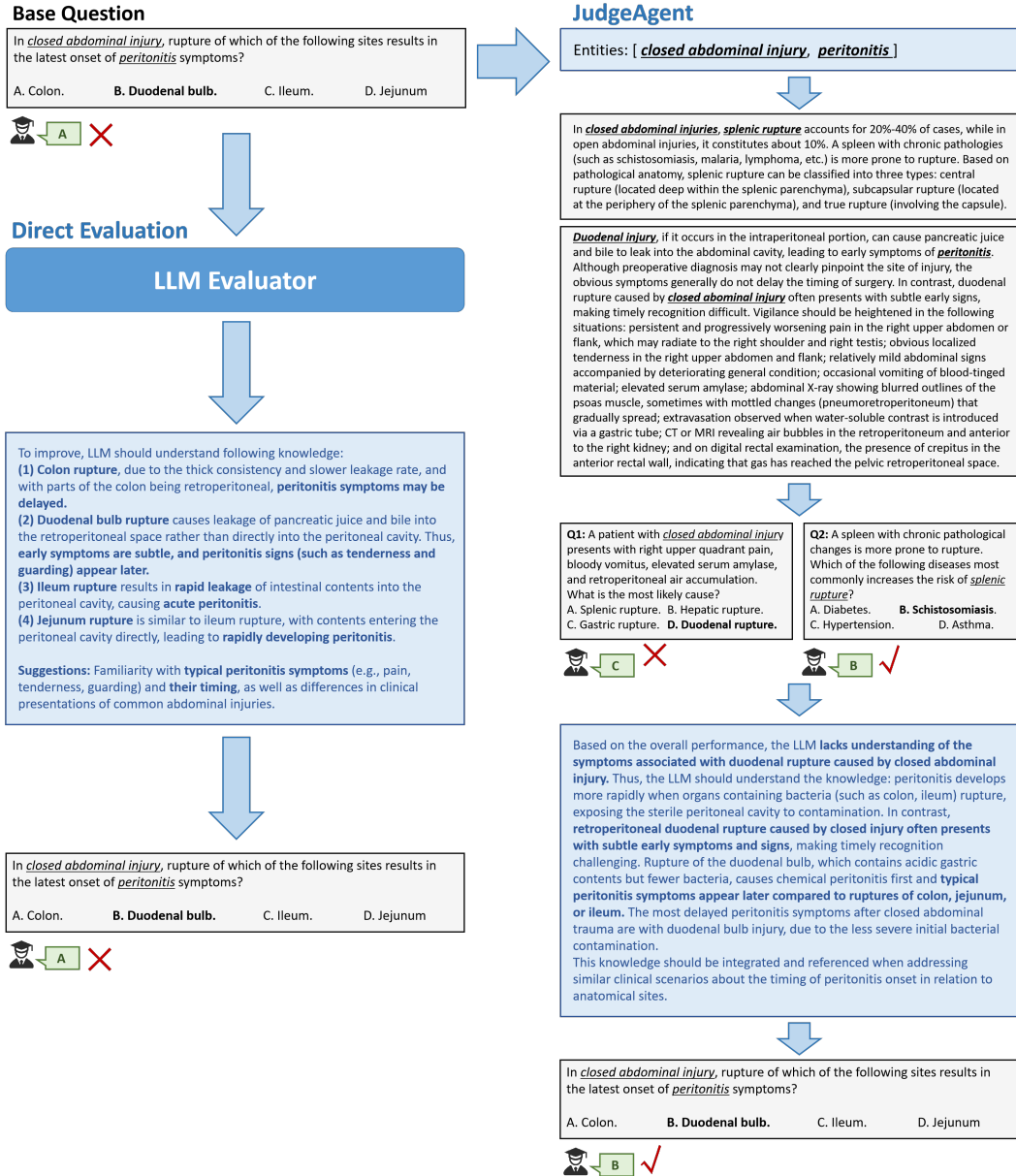


Figure 3: The detailed content of the case.

Algorithm 1 Dynamic evaluation process of JudgeAgent

```
1: Input: Target LLM  $\mathcal{M}_t$ , Base dataset  $\mathcal{D} = \{(q_i, a_i, d_i)\}_{i=1}^N$  (each item include question  $q$ ,  
answer  $a$ , and difficulty  $d$ ), Knowledge bases  $\mathcal{K} = \{k_1, k_2, \dots\}$ , Core LLM of JudgeAgent  $\mathcal{M}_c$ ,  
Predefined batch capacity  $N_B$ , Max extension round  $RND_e$ , Max hop of sampling  $H$   
2: Output: Evaluation Score  $sc$ , Batched dataset with suggestions  $\mathcal{D}_S = \{(\mathcal{B}_1, s_1), \dots\}$   
   // Construct context graph  
3:  $\mathcal{G} \leftarrow \text{CONSTRUCT\_CONTEXT\_GRAPH}(\mathcal{K}, \mathcal{M}_c)$   
   // Split base dataset into batches  
4:  $\{\mathcal{B}_1 = \{(q_{1i}, a_{1i}, d_{1i})\}_{i=1}^{N_B}, \dots\} \leftarrow \text{SPLIT\_BATCHES}(\mathcal{D}, N_B)$   
   // Begin Evaluation  
5:  $sc \leftarrow 0, N_{total} \leftarrow 0$   
6:  $\mathcal{D}_S \leftarrow \{\}$   
7: for  $\mathcal{B} \leftarrow \{\mathcal{B}_1, \mathcal{B}_2, \dots\}$  do  
8:    $sc_{\mathcal{B}} \leftarrow 0$   
9:    $RND_{total} \leftarrow 0$   
10:   $\mathcal{Q}_{tested} \leftarrow \{\}$   
   // Stage1: Benchmark Grading  
11:  for  $(q, a, d) \leftarrow \mathcal{B}$  do  
12:    Get answer  $a_{\mathcal{M}} \leftarrow \text{QUERY\_LLM}(q, \mathcal{M}_t)$   
13:    if  $a_{\mathcal{M}}$  is correct based on  $q$  and  $a$  then  
14:       $sc_{\mathcal{B}} \leftarrow sc_{\mathcal{B}} + \text{DIFFICULTY\_SCORE}(d)$   
15:    end if  
16:     $RND_{total} \leftarrow RND_{total} + 1$   
17:    Add  $(q, a, d, a_{\mathcal{M}})$  to  $\mathcal{Q}_{tested}$   
18:  end for  
19:  Decide difficulty  $d_e \leftarrow \text{DECIDE\_DIFFICULTY}(sc_{\mathcal{B}}, RND_{total})$   
   // Stage2: Interactive Extension  
20:  for  $i \leftarrow \{1, 2, \dots, RND_e\}$  do  
21:     $(q_e, a_e, t) \leftarrow \text{GENERATE\_EXTENDED\_QUESTIONS}(\mathcal{B}, \mathcal{G}, \mathcal{M}_c, H, d_e)$   
22:    Get answer  $a_{\mathcal{M}} \leftarrow \text{QUERY\_LLM}(q_e, \mathcal{M}_t)$   
23:    if  $a_{\mathcal{M}}$  is correct based on  $q_e$  and  $a_e$  then  
24:       $sc_{\mathcal{B}} \leftarrow sc_{\mathcal{B}} + \text{DIFFICULTY\_SCORE}(d_e)$   
25:    end if  
26:     $RND_{total} \leftarrow RND_{total} + 1$   
27:    Add  $(q_e, a_e, d_e, a_{\mathcal{M}})$  to  $\mathcal{Q}_{tested}$   
28:    Decide difficulty  $d_e \leftarrow \text{DECIDE\_DIFFICULTY}(sc_{\mathcal{B}}, RND_{total})$   
29:  end for  
   // Stage3: Evaluation Feedback  
30:  Get evaluation suggestions  $s \leftarrow \text{EVALUATE}(\mathcal{Q}_{tested}, \mathcal{M}_c)$   
31:  Add  $(\mathcal{B}, s)$  to  $\mathcal{D}_S$   
32:   $sc \leftarrow sc + sc_{\mathcal{B}}$   
33:   $N_{total} \leftarrow N_{total} + RND_{total}$   
34: end for  
35:  $sc \leftarrow sc / N_{total}$   
36: return  $sc, \mathcal{D}_S$ 
```

Algorithm 2 Validation process of evaluation results from JudgeAgent

```
1: Input: Target LLM  $\mathcal{M}_t$ , Batched dataset with suggestions  $\mathcal{D}_S = \{(\mathcal{B}_1, s_1), \dots\}$ , in which  
    $\mathcal{B}_i = \{(q_{i1}, a_{i1}, d_{i1}), \dots\}$  is a batch of base dataset  $\mathcal{D}$ , and  $\mathcal{S}_i = \{s_{i1}, \dots\}$  is relevant sug-  
   gestions from JudgeAgent.  
2: Output: Accuracy of target LLM before evaluation  $acc_1$ , Accuracy after evaluations  $acc_2$ , Cor-  
   rection Rate  $cr$ , Correct-to-Error Rate  $ce$   
   // Initialize counter of questions  
3:  $N_{acc1} \leftarrow 0$ ,  $N_{acc2} \leftarrow 0$ ,  $N_{cr} \leftarrow 0$ ,  $N_{ce} \leftarrow 0$ ,  $N_{total} \leftarrow 0$   
4: for  $(\mathcal{B}, s) \leftarrow \mathcal{D}_S$  do  
5:    $N_{\mathcal{B}} \leftarrow \text{LEN}(\mathcal{B})$   
6:    $N_{total} \leftarrow N_{total} + N_{\mathcal{B}}$   
7:   for  $i \leftarrow \{1, 2, \dots, N_{\mathcal{B}}\}$  do  
8:      $(q, a, d) \leftarrow \mathcal{B}[i]$   
9:     Get answer1  $a_1 \leftarrow \text{QUERY\_LLM}(q, \mathcal{M}_t)$   
10:    Get answer2  $a_2 \leftarrow \text{QUERY\_LLM\_WITH\_SUGGESTIONS}(q, s, \mathcal{M}_t)$   
11:    correct1  $\leftarrow$  whether  $a_1$  is correct based on  $q$  and  $a$   
12:    correct2  $\leftarrow$  whether  $a_2$  is correct based on  $q$  and  $a$   
13:    if correct1 then  
14:       $N_{acc1} \leftarrow N_{acc1} + 1$   
15:      if not correct2 then  
16:         $N_{ce} \leftarrow N_{ce} + 1$   
17:      end if  
18:    end if  
19:    if correct2 then State  $N_{acc2} \leftarrow N_{acc2} + 1$   
20:      if not correct1 then  
21:         $N_{cr} \leftarrow N_{cr} + 1$   
22:      end if  
23:    end if  
24:  end for  
25: end for  
26:  $acc_1 \leftarrow N_{acc1}/N_{total}$ ,  $acc_2 \leftarrow N_{acc2}/N_{total}$ ,  $cr \leftarrow N_{cr}/N_{total}$ ,  $ce \leftarrow N_{ce}/N_{total}$   
27: return  $acc_1$ ,  $acc_2$ ,  $cr$ ,  $ce$ 
```

Prompt for Entity Extraction

Please identify and label the entities in the following multiple sentences, and return the entity label-
ing results for each sentence.

The results for each sentence should be independent, in JSON format, containing the sentence num-
ber, sentence text, and the list of recognized entities (including entity text, type, and position).

Return format is a dictionary, with only one key 'labeled_data', and the value is a list, each element
is a dictionary containing the sentence text and the entity list.

```
{{  
  "labeled_data":  
    [  
      {  
        "text": "Sentence 1",  
        "entity_list": [{  
          "entity_text": "",  
          "entity_type": ""  
        }]  
      },  
      {  
        "text": "Sentence 2",  
        "entity_list": [{  
          "entity_text": "",  
          "entity_type": ""  
        }]  
      },  
      ...  
    ]  
  }  
}}
```

Notice that "text" should be only the sentence, not the whole article. Sentence list:

```
{ Sentences }
```

Table 4: Prompt for entity extraction.

Algorithm 3 Construction process of context graph

```
1: Input: Knowledge Base of Dataset  $\mathcal{K} = \{k_1, k_2, \dots\}$ , an LLM  $\mathcal{M}$ 
2: Output: Context Graph  $\mathcal{G} = (\mathcal{N}, \mathcal{E})$ , in which  $\mathcal{N}$  is the node set, and  $\mathcal{E}$  is the edge set.
3:  $\mathcal{N} \leftarrow \{\}$ ,  $\mathcal{E} \leftarrow \{\}$  // Initialize node set and edge set as empty dictionary
4: for  $k \leftarrow \mathcal{K}$  do
  // Splitting text into chunks
5:  $C = \{c_1, c_2, \dots\} \leftarrow \text{SPLIT\_TO\_CHUNKS}(k)$ 
  // Prompting LLM to label entities
6:  $P_e \leftarrow \emptyset$ 
7: for  $c \leftarrow \{c_1, c_2, \dots\}$  do
8:  $S_e = \{e_1, e_2, \dots\} \leftarrow \text{LABEL\_ENTITY}(c, \mathcal{M})$ 
9: for  $e \leftarrow S_e$  do
10: if  $e$  not in  $\mathcal{N}$  then
11:  $\mathcal{N}[e] \leftarrow (e, \mathcal{C} = \emptyset, \mathcal{D} = \emptyset)$ 
12:  $\mathcal{E}[e] \leftarrow \emptyset$ 
13: end if
14: Add  $c$  to set  $\mathcal{N}[e].\mathcal{C}$ 
15: Add  $k$  to set  $\mathcal{N}[e].\mathcal{D}$ 
16: Expand set  $\mathcal{E}[e]$  with  $S_e$ 
17: end for
18: Expand set  $P_e$  with  $S_e$ 
19: end for
20: for  $e \leftarrow P_e$  do
21: Expand set  $\mathcal{E}[e]$  with  $P_e$ 
22: end for
23: end for
24:  $\mathcal{G} \leftarrow (\mathcal{N}, \mathcal{E})$ 
25: return  $\mathcal{G}$ 
```

Algorithm 4 Generation process of extended questions

```
1: Input: Base Question  $\mathcal{Q} = \{q_1, q_2, \dots\}$ , Context Graph  $\mathcal{G} = (\mathcal{N}, \mathcal{E})$ , LLM  $\mathcal{M}$ , Max hop of path  $H$ , Difficulty  $d$ 
2: Output: Extended question with its answer and background text  $(q_e, a_e, t)$ 
  // Prompting LLM to label entities from  $\mathcal{Q}$ 
3:  $S_e \leftarrow \{\}$ 
4: for  $q \leftarrow \mathcal{Q}$  do
5:  $set_e = \{e_1, e_2, \dots\} \leftarrow \text{LABEL\_ENTITY}(q, \mathcal{M})$ 
6: Add  $set_e$  to  $S_e$ 
7: end for
8:  $e \leftarrow \text{RANDOM\_SAMPLE}(\{e_1, e_2, \dots\}, 1)$ 
  // Sample knowledge paths
9:  $e' \leftarrow$  the most similar entity in  $\mathcal{N}$  of  $\mathcal{G}$ 
10:  $E_{visited} \leftarrow \{e'\}$ 
11:  $t \leftarrow \text{RANDOM\_SAMPLE}(\mathcal{N}[e'].C, 1)$ 
12: for  $i \leftarrow \{1, 2, \dots, H-1\}$  do
13:  $E_{candidate} \leftarrow$  the most similar 5 entities to  $e'$  in  $\mathcal{E}[e']$  that not in  $E_{visited}$ 
14:  $e' \leftarrow \text{RANDOM\_SAMPLE}(E_{candidate}, 1)$ 
15:  $C_{candidate} \leftarrow$  the most similar 5 chunks to  $q$  in  $\mathcal{N}[e'].C$ 
16:  $c \leftarrow \text{RANDOM\_SAMPLE}(C_{candidate}, 1)$ 
17: Concatenate  $c$  to new line of  $t$ 
18: Add  $e'$  to  $E_{visited}$ 
19: end for
20:  $(q_e, a_e) \leftarrow \text{GENERATE\_QUESTION}(t, \mathcal{M})$ 
21: return  $(q_e, a_e, t)$ 
```

Prompt for Generating Extended Questions

As an interviewer, you are tasked with designing questions based on the provided texts. Your role involves crafting questions and correct answers that fulfill the following criteria:

1. ****Focus on the Entity****: Ensure all questions consistently center around the specified entity from the article.
2. ****Ensure Accuracy and Conciseness of Answers****: Verify that the provided answer is both correct for your designed question within the context and logic of the given text fragments, and ensure the answer is sufficiently concise—presented as a word or phrase, avoiding redundancy.
3. ****Conform to difficulty requirements****: You need to design questions for the required difficulty levels, with specific requirements as follows:
 - (1). [easy]: ****Encourage Knowledge Memorization****, design questions that assess whether respondents have memorized relevant knowledge. Create questions by directly extracting and blanking out content from the given passage.
 - (2). [medium]: ****Encourage Knowledge Comprehension****: Design questions that prompt respondents to dissect and comprehend concepts involved in the topic. Avoid assessing only superficial knowledge retention.
 - (3). [hard]: ****Encourage Knowledge Deep Analysis****: Design questions that prompt respondents to engage in deep thinking and analysis. Avoid merely testing knowledge recall or conceptual comprehension; do not simply extract fragments from the given passage to create fill-in-the-blank items. Encourage respondents to focus on entities within the question and employ logical skills for complex reasoning.

Here are examples:

{ *Examples* }

Now, given the following text fragments:

{ *context* }

Based on the provided texts, please generate questions by following the requirements above and referencing the examples.

Output in the specified JSON format below: {{

```
"generated_question":
[
  {{
    "question": "Generated Question",
    "answer": "Correct Answer of Generated Question"
  }},
  ...
]
```

```
}}
```

Table 5: Prompt for generating extended questions based on different difficulties.

Prompt for Evaluation
<p>The following is the performance of an LLM in answering a series of questions:</p> <p><i>{ list of questions, correct answers, and LLM's answers }</i></p> <p>Please evaluate and analyze the interviewee's performance based on the above performance using concise language from the following perspectives, and provide suggestions that help the LLM answer the same questions better. Suggestions should provide specific and detailed guidance on logical thinking steps, required knowledge, and abilities, ensuring the LLM can answer correctly for the same questions.</p> <p>Output in the following JSON format:</p> <pre> {{ "flaws_knowledge": "The lack of background knowledge.", "flaws_capability": "The flaws in logic and capability.", "comprehensive_performance": "The Comprehensive performance of all questions.", "suggestions": "Suggestions that help the LLM answer questions better." }}</pre>

Table 6: Prompt for evaluating the performance of the target LLM.

Prompt for Querying LLM with suggestions
<p>Please complete the following question:</p> <p>[question]: <i>{ question }</i></p> <p>In your previous responses to these questions, the interviewer has provided the following suggestions for you to help you answer better:</p> <p>[suggestions]: <i>{ suggestions }</i></p> <p>Please consider the above [suggestions], and answer the above [question], in the following JSON format:</p> <pre> {{"answer": "Your answer"}}</pre>

Table 7: Prompt for querying the target LLM with suggestions.